

Clover Sprout Project Book



Rabbits

Due on or before July 1st, 2026

Name: _____

Age: _____ Years in the rabbit project: _____

Club I belong to is: _____

Attach a picture of Clover Sprout here
{this is the page -you put under
the clear plastic cover of the binder}

Objectives of the Clover Sprout Rabbit Project

1. To gain experience caring for rabbits
2. To explore rabbit breeds, housing, nutrition and care.
3. To participate in group activities within your club.

Clover Sprout Notes

- *Rabbits for Clover Sprouts are for the youth to explore and discover the project area.
- *Clover Sprouts ages 5 to 7 year olds may complete the Clover Sprout Rabbit Project Record Book.
- *Please complete the entire Rabbit Record Book and place in white binder.
- *Adults may assist with minimal help.
- *Clover Sprouts may participate in breed stock with one rabbit and use the same rabbit for showmanship as well.
- *Please make sure you sign up for these classes and turn your project record book into the fair office by July 1st.
- If you have any questions on The Clover Sprout Rabbit Project Book please contact Rob or Cathie Usakowski at 810-434-1194 or email at robandcathie@yahoo.com
- **Please visit and follow the St. Clair County Rabbit and Cavy Developmental Committee page on FB. this is where you will find updates, information, tips and more on all the rabbit project areas.**

Clover Sprout Rabbit Project Summary

1. Please check what you or your family have:

doe(s) ____ buck(s) _____


kindled litters (babies) _____

2. Number of 4-H meetings that I
attended: _____.

3. What breed is your rabbit that you are showing at fair
_____.

4. What gender is your rabbit _____.

5. What variety is your rabbit _____.



Housing

1. What type of housing do you use? (Check all that you use.)

- Wood
- Wood and Wire
- Wire Cage
- Other _____

Feeding

1. What kind of food do you use? (Check all that you feed.)

- | | |
|---------------------------------------|--------------------------------------|
| <input type="checkbox"/> Pellets | <input type="checkbox"/> Carrots |
| <input type="checkbox"/> Fresh Water | <input type="checkbox"/> Apples |
| <input type="checkbox"/> Grass | <input type="checkbox"/> Hay |
| <input type="checkbox"/> Other Grains | <input type="checkbox"/> Other _____ |

2. When do you feed your rabbit(s): (Check all that apply.)

- Morning
- Noon
- Afternoon
- Evening
- Other _____



3. The most important item to give your rabbit is: _____

Caring for My Rabbit

Once you get your rabbit(s) home he counts on you to take very good care of him. He will depend on you for everything! Complete the sentences below by inserting the number of the correct picture in the blanks. The first one is done for you as an example.

I will learn all I can about my rabbit to make my 4 project a success!

I feed my _____ every day. He has to eat a lot so he'll grow and be healthy.

I make sure my rabbit has clean, fresh _____ every day.

My rabbit lives in a _____ that I keep clean. A clean environment helps keep my rabbit healthy and free of parasites.

When I groom my rabbit I use a _____ to help keep his fur/wool clean.

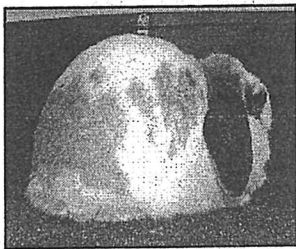
I get my parents to help me trim my rabbit's _____. This keeps him comfortable and healthy so he can hop and pose correctly.

My parents also help me give _____ to my rabbit if he gets sick.

I really like to spend time with my rabbit.

It's my job to make sure my rabbit gets plenty of _____. The more I work with him the calmer and better behaved he is!


1. Rabbit




2. Exercise



3. Brush




4. 4-H



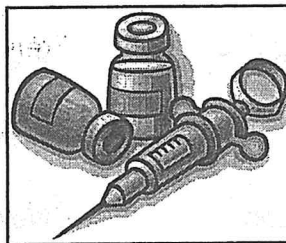
5. Water



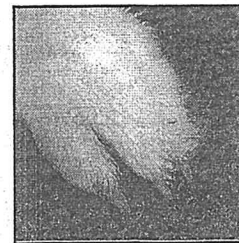
6. Cage/Pen




7. Medicine



8. Toenails





Color and Decorate the Bunny as you wish!
(remember no glitter please)


Rabbit Glossary

Found in the Standard of Perfection

1. _____ A female rabbit
2. _____ A male rabbit
3. _____ A baby rabbit
4. _____ Dividing up the breed or group by colors
5. _____ Natural shedding of fur
6. _____ An extra toe on the inside of the front legs

A. Dewclaw C. Variety E. Buck

B. Doe D. Molt F. Kit



Rabbit Eye Colors

Rabbits eye colors according to the ARBA Standard of Perfection - Circle the colors that are accepted



Yellow

Marble

Blue

Blue Gray



Red

Orange



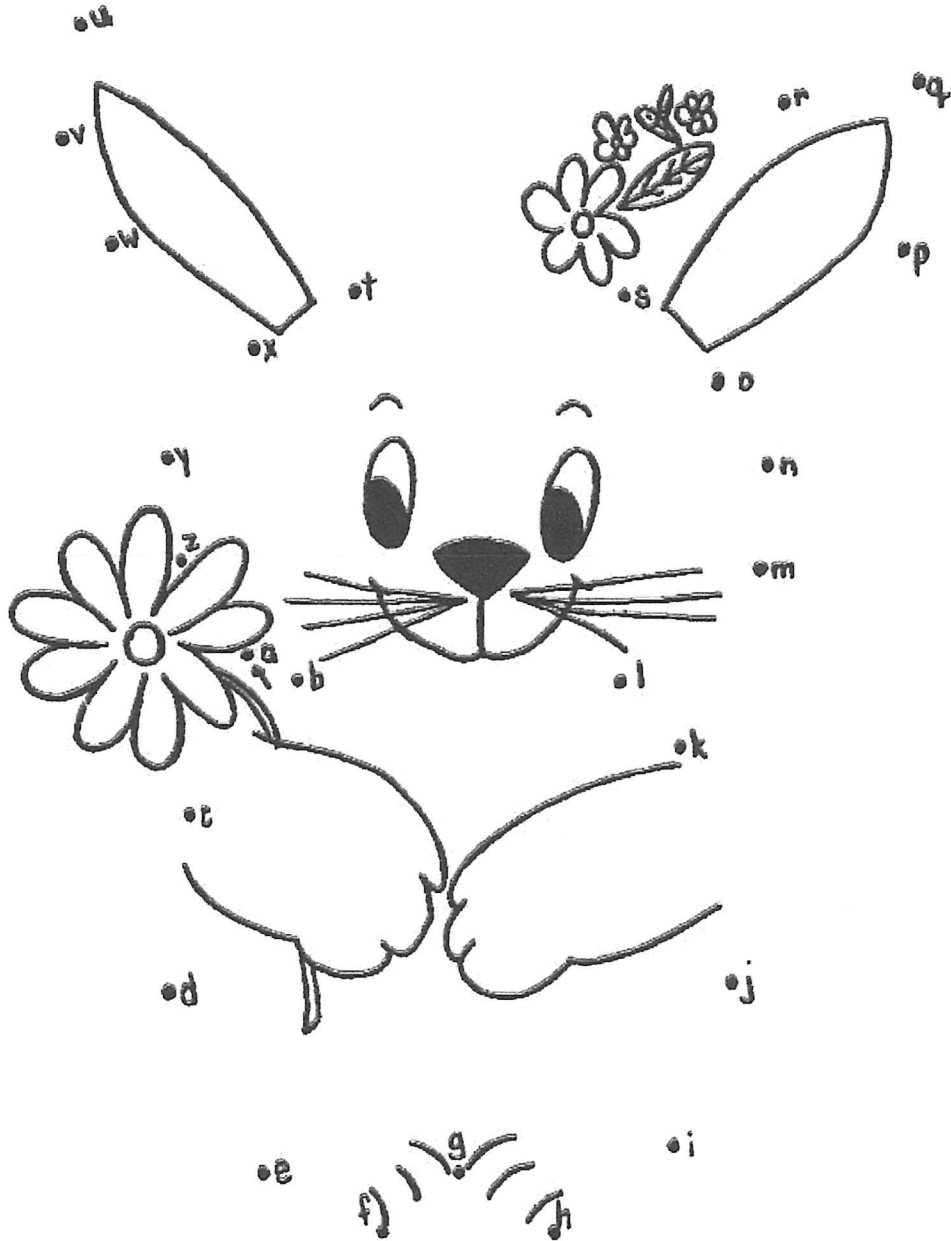
Pink

Brown




Draw a Picture of Your Rabbit.

Dot to Dot and Color





I Know 4-H...



The 4-H Symbol

A green 4 leaf clover with a white "H" on each of its leaves. Draw a 4-H Clover!

The 4-H's

Can you list the four H's of 4-H?

1. _____

2. _____

3. _____

4. _____

Motto

"To Make the Best Better"

Slogan

"Learn by Doing"

Pledge

Use the four H's to complete the 4-H Pledge!

I pledge my _____

to clearer thinking,

My _____

to greater loyalty,

My _____

to larger service,

And my _____

to better living for my club,

my community, my country,


and my world.

Colors

What are the 4-H Colors?

This color represents springtime and nature's most common color.

This color represents puffy clouds.



PHOTOS

You may add photos here and any info you would like to share- add pages if needed