

Coloured Float Glass

Enhancements

- Etching
- Kiln forming
- Wheel Engraving
- Painting
- Colour Fill
- Laminating to Obscure Textures

All glasses can be toughened or Laminated



6mm & 10mm Sheet size
2440 x 3300

SCF Azurelite Float

Available in 6mm & 10mm



6mm
Sheet size 2440 x 1830

SCF Peach Float

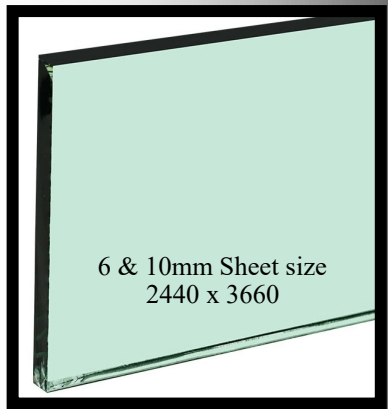
Available in 6mm



6, 10, & 12mm Sheet Size
2440 x 3660
5 & 4 mm 2100 x 3660

SCF Bronze Float

Available in 4, 5, 6, 10 & 12mm



6 & 10mm Sheet size
2440 x 3660

SCF Green Float

Available in 6 & 10mm



6, 10, & 12mm Sheet Size
2440 x 3660
5 & 4 mm 2100 x 3660

SCF Grey Float

Available in 4,5,6,10 & 12mm




4mm Sheet size
1830 x 2440

SCF Dark Grey Float

Available in 4mm only



6mm Peach
Kiln Formed



Light

Dark

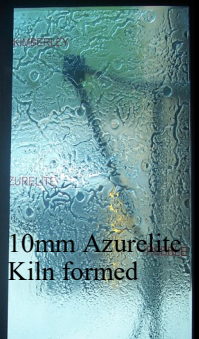
GREYS



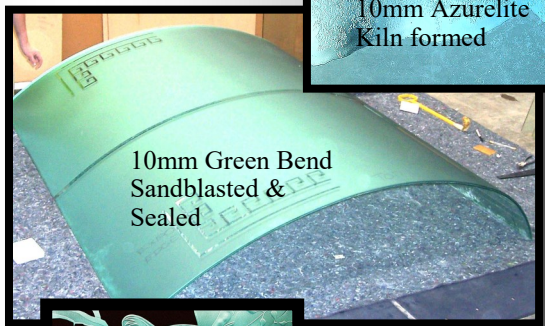
6mm Peach
Repeated



10mm Grey
Kiln formed



10mm Azurelite
Kiln formed



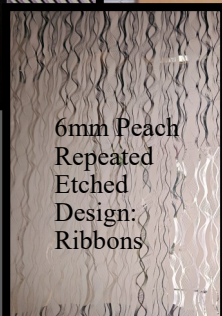
10mm Green Bend
Sandblasted &
Sealed



10mm Azurelite
Kiln formed



10mm Green float
Stage Blasted &
Edge Lite



6mm Peach
Repeated
Etched
Design:
Ribbons



10mm
Bronze
Kiln
formed



10mm
Green
Toughened
Kiln
Formed

Take a look at our website to see some of our other designs and applications

www.spectrumartglass.com.au

Email: sales@spectrumartglass.com.au