



Hove Park School  
*"Together We Achieve"*

# WELCOME TO HOVE PARK SCHOOL

MY NAME IS:

I CURRENTLY GO TO:

PRIMARY SCHOOL

MY TUTORS' NAMES ARE:

THE HOUSE I WILL BE IN IS CALLED:



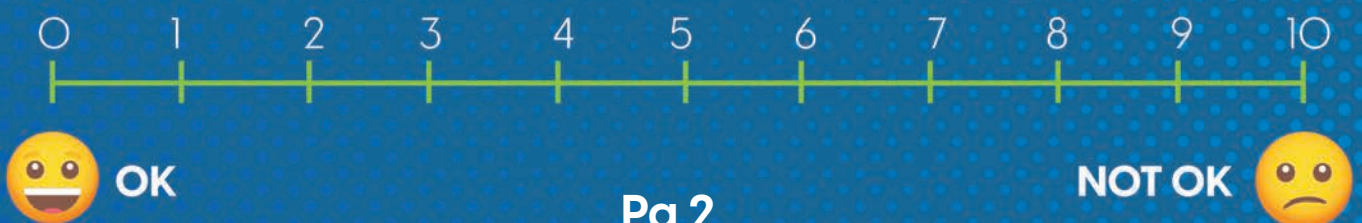
# How do you feel about Starting Secondary School?

**Highlight in green things** you are looking forward to.

**Highlight in orange** things you are worried about.

- |  |   |
|--|---|
| <input type="radio"/> Making new friends         | <input type="radio"/> Meeting new people      |
| <input type="radio"/> Learning a new timetable   | <input type="radio"/> Being bullied           |
| <input type="radio"/> Lunchtime                  | <input type="radio"/> Homework                |
| <input type="radio"/> Having a different uniform | <input type="radio"/> Following school rules  |
| <input type="radio"/> Learning new subjects      | <input type="radio"/> Meeting my new teachers |
| <input type="radio"/> Getting to school          | <input type="radio"/> Being with older pupils |
| <input type="radio"/> Understanding the work     |   |

**Looking at the things you have highlighted above in orange, place them on the scale below.**





# Who do you talk to?

**At your school now, circle the people you speak to when you are worried about things....**

**MY FRIEND**

**MY TEACHER**

**MY BROTHER  
OR SISTER**

**MY PARENT  
OR CARER**

**MY SOCIAL  
WORKER**

**MY TEACHING  
ASSISTANT**

**MY YOUTH  
WORKER**

**MY LEARNING  
MENTOR**

**At Hove Park there are lots of people you can speak to.  
You can also speak to:**



**HEAD OF YEAR**

**HEAD OF  
SAFEGUARDING**

**FORM TUTOR**

**ASSISTANT HEAD  
OF YEAR**



# Finding your way around

Most year 6 pupils feel a bit worried about going to a big school because it looks like a maze! They worry about getting lost, or being late for a lesson because they're not sure of where the room is. A map can help because it shows you where all the different rooms are.

## Valley Map





**Watch the Virtual Tour at  
[www.hovepark.org.uk/year-6-transition](http://www.hovepark.org.uk/year-6-transition)  
and identify what you see from the list below**

**TICK THE BOXES WHEN YOU SPOT THEM**

**ENGLISH CLASSROOM**

**MATHS CLASSROOM**

**THE MAIN OFFICE**

**SCIENCE CLASSROOM**

**THE YEAR 7 OFFICE**

**THE FIRST AID OFFICE**

**CANTEEN**

**3G PITCH**

**CULLUM CENTRE**



# What will my day look like at Hove Park school?

## TIMETABLE

SCHOOL DAY 2024-2025	LESSON TIMES	
	START TIMES	END TIMES
Arrival	08:25	08:29
Tutorial + Learning For Life	08:30	08:55
Lesson 1	08:55	10:10
Morning Break	10:10	10:40
Lesson 2	10:40	11:55
Change over	11:55	12:00
Lesson 3	12:00	13:15
Afternoon Break	13:15	13:45
Lesson 4	13:45	15:00

WHAT LESSONS ARE YOU LOOKING FORWARD TO?

WHICH LESSONS DO YOU THINK WILL BE DIFFICULT?

WHAT NEW LESSONS WILL THERE BE AT SECONDARY SCHOOL THAT YOU HAVEN'T HAD BEFORE?

WHICH LESSONS DO YOU THINK YOU MIGHT NEED EXTRA HELP IN?



# The School Uniform

## SCHOOL UNIFORM

- School blazer with school badge
- Plain white cotton shirt and school tie
- School Jumper or cardigan (Optional)
- Plain black formal tailored school trousers with dark socks (Please note NO JEANS, NO CHINOS, NO TROUSERS WITH STUDS)
- Hove Park School skirt with logo with white ankle socks or black tights
- Hove Park School shorts with logo
- Plain, ALL BLACK SHOES.
- Please also note; no facial piercings, minimal make up and one stud earring per ear (all jewellery must be removed for PE)

## P.E. KIT

- Plain Navy Shorts / black leggings
- Half Zipped sweatshirt
- Navy HPS T shirt
- Football socks
- Rugby shirts
- Football boots (available to borrow)
- Sports Trainers
- Gum shield






# Equipment List

- Pencil Case
- Blue, black, green pens
- Pencils
- Pencil Sharpener
- Coloured Pens/Pencils
- Highlighters
- Ruler
- Rubber
- Protractor
- Scientific Calculator
- Reading Book
- Headphones/Earphones
- Maths Set - protractor, set square & compass
- Water Bottle

Good sized bag to carry  
all of this!





# HOVE PARK HOUSES



**OAK**



**REDWOOD**



**ELM**



Hove Park School  
*"Together We Achieve"*



# HOW DO YOU GET A HOUSE POINT?



**OAK  
HOUSE**



**REDWOOD  
HOUSE**



**ELM  
HOUSE**



## **We are Aspirational**

Aiming High  
Learning from Mistakes



## **We are Respectful**

Positive Attitude



## **We are Proud**

Great work



## **We are Collaborative**

Getting Involved  
Working With Others



## **We are Responsible**

Ready to Learn  
Helping Others



## **We are Connected**

Community/Learning  
Beyond the Classroom  
Innovative Use of Technology



**Hove Park School**  
"Together We Achieve"



# Question time

What questions do you have about starting secondary school?  
Write your questions below and use transition day to find the answers.

**Q.** What do I do if I get lost?

**A.** Can you answer this one yourself?

**Q.**

**A.**

**Q.**

**A.**

**Q.**

**A.**

**Q.**

**A.**

**Q.**

**A.**

**Q.**

**A.**



# Who do I ask if? Who do I tell if?

When you start a new school there are so many new things to learn. This includes, not just learning the names of new friends but also the names of teachers and staff around the school. You have a new Form Tutor and different teachers for all your subjects.

You might find yourself wondering, 'who do I ask about this or that?' and 'who do I tell if this or that happens?'

At the beginning of each day you have Learning for Life with your Form Tutor. You can ask your Form Tutor any questions you might have and tell them anything. If they don't have the answer, they can find the person who has the answer!

Write the name of your Form Tutor here:

Who do I ask if I don't understand something in a lesson or something happens during a lesson that I need to report?

Who do I tell if something happens during a break or a lunch time? Who do I ask if I would like to borrow some sports equipment for a break or a lunch time?

Where can I go if I need to speak to someone about anything?

What do I do if I need the toilet? What do I do if I am feeling ill?

What can I do if I am a little shy or nervous about talking to adults in person?

# After School Organisation Planner

Humans respond really well to having routine and building good habits, it is a really important part of secondary school. Here is a plan that can help you organise your time after school (and even at the weekend too if you want).

	Monday	Tuesday	Wednesday	Thursday	Friday	Saturday	Sunday
After School Clubs/Clubs							
When I get home from school	<ul style="list-style-type: none"><li>• Check my homework tasks on teams</li></ul>	<ul style="list-style-type: none"><li>• Check my homework tasks on teams</li></ul>	<ul style="list-style-type: none"><li>• Check my homework tasks on teams</li></ul>	<ul style="list-style-type: none"><li>• Check my homework tasks on teams</li></ul>	<ul style="list-style-type: none"><li>• Check my homework tasks on teams</li></ul>		
Before bed	<ul style="list-style-type: none"><li>• Get my school bag &amp; uniform ready for school</li><li>• Charge my iPad</li></ul>	<ul style="list-style-type: none"><li>• Get my school bag &amp; uniform ready for school</li><li>• Charge my iPad</li></ul>	<ul style="list-style-type: none"><li>• Get my school bag &amp; uniform ready for school</li><li>• Charge my iPad</li></ul>	<ul style="list-style-type: none"><li>• Get my school bag &amp; uniform ready for school</li><li>• Charge my iPad</li></ul>	<ul style="list-style-type: none"><li>• Get my school bag &amp; uniform ready for school</li><li>• Charge my iPad</li><li>• Rest and relax</li></ul>		



# Making Friends

Making friends is one of the most important things that you will do at secondary school. There's a good chance that some of the friends you make here will still be your friends in 50 years' time. So, how are you going to make all those friends?

Write down all the people you know will be in your tutor group here:

---

---

---

Think about the things that you are interested in and list them here:

---

---

---

Make a list of good qualities of a friend so you know what to look for:

---

---

---

List your good qualities eg good listener, kind etc

---

---

---

# Organising Myself at Secondary School

There are a few things about secondary school that mean being organised is really important.

What things do you think you need to remember to bring with you each day for secondary school?

---

---

---

At Hove Park School we have a two-week timetable. What places would be good for you to keep a copy of your timetable? (We will give you several copies.)

---

---

---

When we have visited some of you in your primary schools there were lots of questions about homework. How can you help yourself to be more organised and ensure you complete your homework on time?

---

---

---

As you probably know, you will be getting an ipad in the Autumn term as an important tool for your learning. What things will be important for you to remember and organise for your ipad?

---

---

---

When starting at Hove Park School you have lots of new equipment, uniform and PE kit. Sometimes students lose items of clothing and equipment at school, what could you do to help people return items when they find them?

---

---

---



# About Me

It is always really great for your Form Tutor, Year 7 Team and other staff to know a little bit more about you. So, this section of the book is ALL ABOUT YOU!

What is your full name? Do you have a preferred name? Do you have a nickname?

---

---

What Primary School did you used to go to?

---

---

Who do you live with? Do you have brothers and/or sisters?

---

---

What is your favourite colour?

---

---

Do you go to any clubs? Do you belong to any sports teams? Do you play a musical instrument?

---

---

Where is the best place you have ever visited?

---

---

If you were an animal, what animal would you be?

---

---

On this page, design a crest that represents you. Use pictures, words, colours and be as creative as you can.

Example:





# Activities You Can Do Over Summer

The next part of this booklet has lots of activities for you to do over the summer holidays

## BALLOON CAR

### Equipment

- Cardboard
- Scissors
- A balloon
- 2 round sticks  
(try wooden BBQ skewers)
- 4 bottle lids of the same size
- Tape
- Straw
- Anything you want to add to  
customise your car!

### Method

1) The car is made from the craft materials, using cardboard as your base.

2) Poke the bottle lids through with the sticks, to make 4 wheels. The challenge is to find a way to stop them flying off without stopping them spinning! Quite a challenge. Stick the cardboard base to your sticks.

3) Tape or glue a balloon on the top of the car – this is your wind-powered engine. Make sure you can either pump or blow the balloon up once it's fixed. A trick is to insert a straw into balloon to make it easier to blow up.

4) Blow up the balloon and hold down the end so the air doesn't escape.

5) Take your car to a flat surface and let the balloon go – the air power should move your car along the track.

Follow these steps as a basic guide and if you find a snag, or a challenge, use it as an opportunity to problem solve and experiment. Can't get the balloon to blow up? Think about how the air is getting into the balloon. Can't get the wheels to turn? Think about how they're connected to the stick axels or whether there's enough air power to push the weight of your car.





# Create Your Own Comic Strip

Think about creating a comic strip based on one of the following titles:

- The Toxic Avenger
- The Beast That Ate the Earth
- I'm not a Plastic Bag
- How the Climate Change?
- The Last Orangutan
- The Heroes of the Sea
- Animals Awake

Or you could create a comic strip on one of the following topics:

- Your best/worst day at school
- Recreate your favourite story or song
- Design your own superhero and write about an adventure they have
- Raise awareness of an endangered species
- Your future self: what will you be like in 20 years time?

## How to create a comic strip

You might find the following How to...? Video helpful

<https://www.bbc.co.uk/bitesize/topics/zkgcwmn/articles/zbk47nb>

1. Write down all your ideas for your story and main characters.
2. Draw six frames/panels or you can use one of the templates.
3. Use simple illustrations and basic shapes to retell the story. Draw them in pencil to start with.
4. Add speech and lettering. You could also add in shapes like arrows or exclamation marks.
5. Add colour and pen to each panel.





This image shows a completely blank white rectangular area, which appears to be a scanned document or a digital canvas. The white area is surrounded by a thick, dark grey or black border. There are no markings, text, or illustrations on the page.

--	--

A diagram showing a horizontal line with a vertical line intersecting it. The vertical line is labeled 'a' and the horizontal line is labeled 'b'.






# Drama Activity Sheet

Can you match the keyword to the correct definition?

Freeze	The cue word to start your performance
Mime	The backdrop and large stage furniture that show location
Audience	The cue word to tell you to be still and silent
Props	Silent acting using exaggerated body language
Set	The people who you are performing to
Action	Smaller personal objects that can be moved on and off stage

Design A Set showing One of the following Environments: The Ocean; The Rainforest: The Mountains



# Letter to My Secondary School Tutor

**You are going to write a letter to introduce yourself to your tutor. You can use the sentence starters below to help structure your letter, remember to write using the correct letter form. You can type or handwrite your letter.**

**Dear (name of your tutor),**

**I hope you are well and looking forward to starting the new academic year.**

**I am looking forward to secondary school because.....**

**Even though, I am excited about starting secondary school, I am also nervous about starting because.....**

**My favourite thing about primary school was...**

**My friends would describe me as....**

**One thing that I'd really like you to know about me is...**

**I spend most of my time...**

**I hope to join an extra-curricular club for...**

**I hope to learn about....**

**I hope to feel proud of myself when....**

**I predict that by 2026....**

**I look forward to meeting you in September. Have a great summer!**

**Yours sincerely,**




# Paper Rocket Launcher

## Equipment

- Empty water bottle
- Cardboard tube or PVC pipe (you can try to roll a card and keep it in place with tape)
- Sellotape or electrical tape
- Scissors
- 3 x A4 pieces of paper

**1** First put the PVC pipe or cardboard tube. Then use tape to keep the tube/pipe attached to the bottle.



To make the rocket, take your first sheet of paper and wrap it around the tube. Do it as tight as you can. Then take your second sheet of paper and wrap it around the first one. This one does not need to be as tight as the first one. **2**

**3** Slide the second sheet of paper up about 1 cm above the pipe. Press the paper with your fingers to make the shape of the nose of your rocket and wrap it with tape.



Take the last sheet of paper and cut a large triangle. This will be the wings of your rocket. Put it on the top of the rocket. Be sure it is aligned and straight before taping it. **4**

**5** To launch your rocket, press quickly and strongly the bottle in an upright position. The pressure will launch your rocket.



Here's some extra things to think about, so you can adapt the challenge and keep prototyping:

- What would happen to your rocket if you changed the bottle size or shape?
- How can you change your rocket launcher so that you can stamp on the bottle to make your rocket go higher?
- How can you change the shape of the wings to make your rocket more aerodynamic?
- What can you do to personalise your rocket with your own designs?

# Rainbow Exercise Scavenger Hunt

## RAINBOW FACT

A rainbow is sunlight spread out into an arc of colours and seen by your eyes when the sun shines through water droplets. If it was a particularly polluted day with a yellow sky, you would get a more yellow rainbow. The additional pollution particles change how the air scatters and absorbs different colors of light

## RAINBOW EXERCISE SCAVENGER HUNT

**FIND 2 THINGS  
THAT ARE RED**



**5 JUMPING  
JACKS**

**FIND 2 THINGS  
THAT ARE YELLOW**



**5 PUSH-UPS**

**FIND 2 THINGS  
THAT ARE ORANGE**



**RUN IN PLACE FOR  
30 SECONDS**

**FIND 2 THINGS  
THAT ARE GREEN**



**DO YOUR FAVORITE  
STRETCH FOR  
15 SECONDS**

**FIND 2 THINGS  
THAT ARE BLUE**



**5 SIT-UPS**

**FIND 2 THINGS  
THAT ARE PURPLE**



**5 SQUATS**



# Summer Reading Challenge

## Create a profile

Get rewards, play games, and earn badges as you discover books to read!

Join now

## Already a member?

Awesome! Tap login to jump back in!

Login



## How it works

The 2024 Challenge starts on 22 June online and in Scotland, and on 6 July in England and Wales

Online

At your library



### 1. Sign up

Click 'Join now' to create your account



### 2. Read books

Set your reading goal and read anything you like! Each time you finish a book, add it to your profile and leave a review



### 3. Earn digital rewards

Unlock rewards for your reading including a new online badge and a certificate when you reach your Challenge goal!



## Just around the corner...

This year's Summer Reading Challenge will be about getting CREATIVE. Music, junk-modelling, photography, dancing, story-writing... the possibilities are endless.

You'll discover fantastic new books, unlock rewards along the way, and achieve something amazing this summer.

Join the Marvellous Makers here from 22 June!

Keep an eye out for latest news

## Summer Reading Challenge 2024

Delivered in partnership with libraries

# Marvellous Makers




Illustrations by Natelle Quek and logo artwork by Lizzie Everard. All © The Reading Agency 2024.


# Recommended Reads



**Hedgewitch  
Woodwitch**  
By Skye McKenna  
Adventure/  
Fantasy/ Magical




**The Sherlock  
Holmes Children's  
Collection**  
By Sir Arthur Conan Doyle  
Classic, Detective,  
Adventure, Super-Sleuth



**The Song  
Walker**  
By Zillah Bethell  
Friendship, Survival,  
Courage




**Leila and the  
Blue Fox**  
By Kiran Millwood  
Hargrave with Tom  
de Freston  
Family Bonds, Climate  
Change, Expeditions,  
Migration



**One More  
Mountain**  
By Deborah Ellis  
Family/Friends/  
Gritty Reads



**Our Beautiful  
Game**  
By Lou Kuenzler  
Historical Fiction/  
Football/ Sporting  
Stories/War




**Tremendous  
Things**  
By Susin Nielsen  
Humour/Growing  
Up/Romance

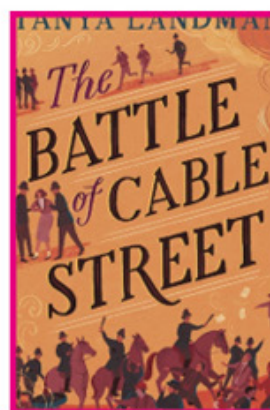


**Spin**  
By Joseph Coelho  
Poetry, Diverse  
Voices,  
Community,  
Friendship,  
Growing Up






**Utterly Dark**  
By Philip Reeve  
Fantasy



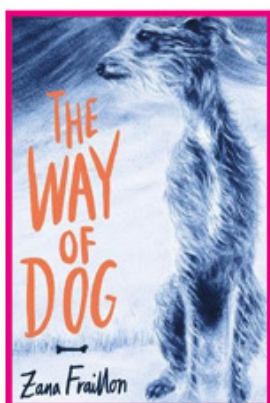
**The Battle of Cable Street**  
By Tanya Landman  
Dyslexic Friendly,  
Historical Fiction,  
Growing Up, War




**Nic Blake and the Remarkables: The Manifestor Prophecy**  
By Angie Thomas  
Adventure/Fantasy/  
Historical Fiction




**Booked Crossover Graphic Novel**  
By Kwame Alexander  
Graphic Novel



**The Way of Dog**  
By Zana Fraillon  
Verse Novel,  
Growing Up, Loss,  
Friendship, Dogs



**Hide and Seek**  
By Robin Scott-Elliott  
War/Historical  
Fiction/Adventure/  
supports  
International  
Women's Day



**Glitter Boy**  
By Ian Eagleton  
LGBTQ+  
Family/ Friends/  
Relationships



**Needle**  
By Patrice Lawrence  
Gritty Reads  
Dyslexic Friendly



## You Can Do It: How to Find Your Voice and Make a Difference

By Marcus Rashford

Non-Fiction  
Football/Mental Health



## What's The T?


By Juno Dawson

Non-Fiction  
LGBTQ+  
Growing up  
Sexuality/Relationships



## Growing Up Books: Growing up for Boys Growing up for Girls


By Usborne Publishers  
Non-Fiction  
Growing Up



## Becoming Muhammad Ali

By James Patterson  
and Kwame Alexander


Non-Fiction  
Growing Up  
Racism  
Boxing



## Ultimate Football Heroes: Smith / Marta /Morgan / Kirby/ Lionesses

By Charlotte Browne

Non-Fiction Football



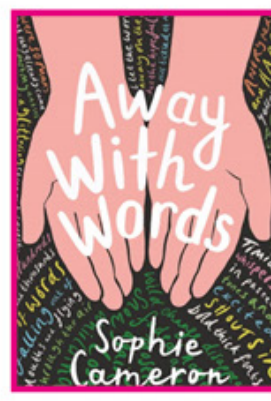
## Unbelievable Football Unbelievable Football 2

By Matt Oldfield  
Non-Fiction  
Football



## Tyger

By S F Said  
Dystopia, Fantasy,  
Survival, Friendship,  
Prejudice, Animals



## Away with Words

By Sophie Cameron  
Friendship, Starting a  
new school, LGBTQ+,  
Language



# READING FOR PLEASURE



At Hove Park School, we really value reading and try to help you become a lifelong reader. There are so many books to choose and so many ways to read. We will encourage you to read during our English Library lessons, by inviting you to use our school library resources, and by taking you on an e-Book (electronic book) reading journey on Sparx Reader.

Sparx Reader is for all our students – once they have an ipad. It is an on-line learning platform that you access via your ipad. You are given choices of e-Books that meet your reading ability and interests. You can unlock the Gold Reader pass too! If you find reading challenging, you can choose different fonts, colours and can use a ruler bar to help you read.

You will be told all about Sparx Reader once you are settled in school and have your ipad.



# Animals of the African Savannah: Measurement Factsheet



**Lion**  
(*Panthera leo*)

Height: 1.2 m  
Length: 2.1 m  
Weight: 195 kg



**African elephant**  
(*Loxodonta africana*)

Height: 3.3 m  
Length: 6.75 m  
Weight: 6,000 kg



**White rhinoceros**  
(*Ceratotherium simum*)

Height: 1.78 m  
Length: 3.85 m  
Weight: 2,300 kg



**Hippopotamus**  
(*Hippopotamus amphibius*)

Height: 1.5 m  
Length: 4.2 m  
Weight: 2,400 kg



**Leopard**  
(*Panthera pardus*)

Height: 0.63 m  
Length: 1.45 m  
Weight: 50 kg



**Giraffe**  
(*Giraffa camelopardalis*)

Height: 5.3 m  
Length: 4.25 m  
Weight: 1,516 kg



**Topi**  
(*Damaliscus lunatus*)

Height: 1.15 m  
Length: 1.78 m  
Weight: 118 kg



**Brown hyaena**  
(*Hyaena brunnea*)

Height: 0.75 m  
Length: 1.18 m  
Weight: 48 kg



**Plains zebra**  
(*Equus quagga*)

Height: 1.28 m  
Length: 2.32 m  
Weight: 280 kg

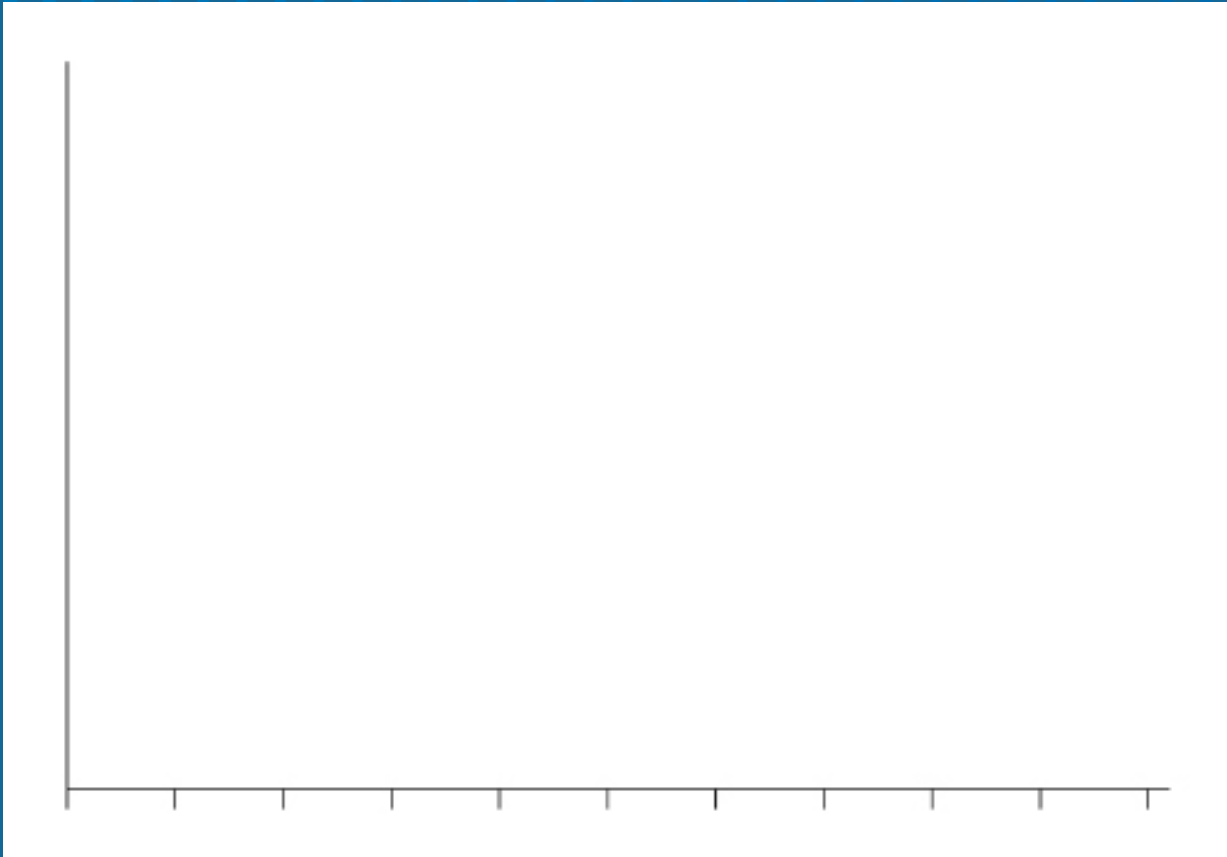


# Handling Data: African Animal Maths Worksheet

1. Fill in the table below with the height, length and weight of each of the species on the 'Animals of the African Savannah: Measurement Fact-sheet'.
2. The measurements are given in metres (m). Can you convert them into centimetres (cm) and add them into the table?

	Height		Length		Weight
	Metres (m)	Centimetres (cm)	Metres (m)	Centimetres (cm)	Kilograms (kg)
African elephant					
Hippopotamus					
Giraffe					
White rhinoceros					
Plains zebra					
Topi					
Brown hyaena					
Leopard					
Lion					

3. Draw a bar chart that shows the height of each animal on the factsheet. Think carefully about which measurement to use (m or cm) and don't forget to label your graph!

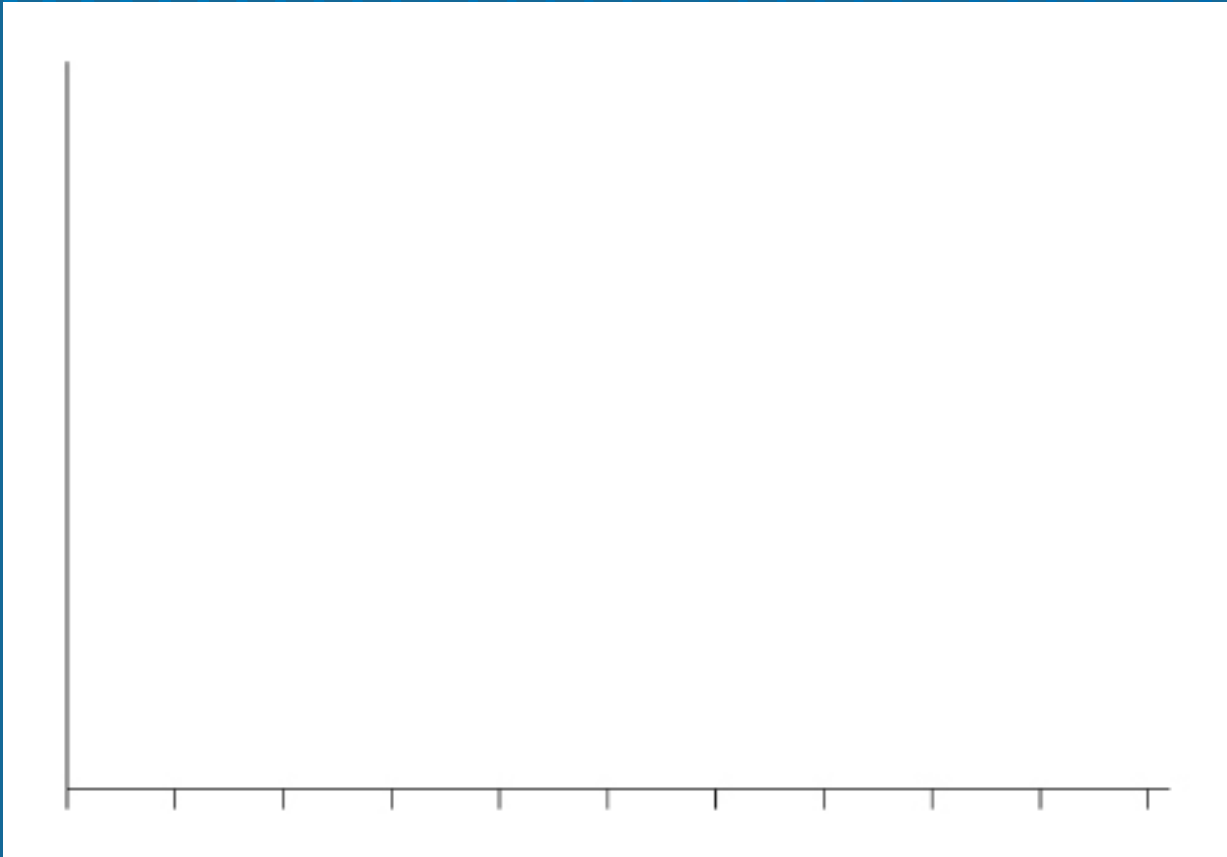


4. Look at the graph. What is the name of the tallest animal?

5. What is the name of the smallest animal?



6. Draw a bar chart that shows the length of each animal on the factsheet. Think carefully about which measurement to use (m or cm) and don't forget to label your graph!

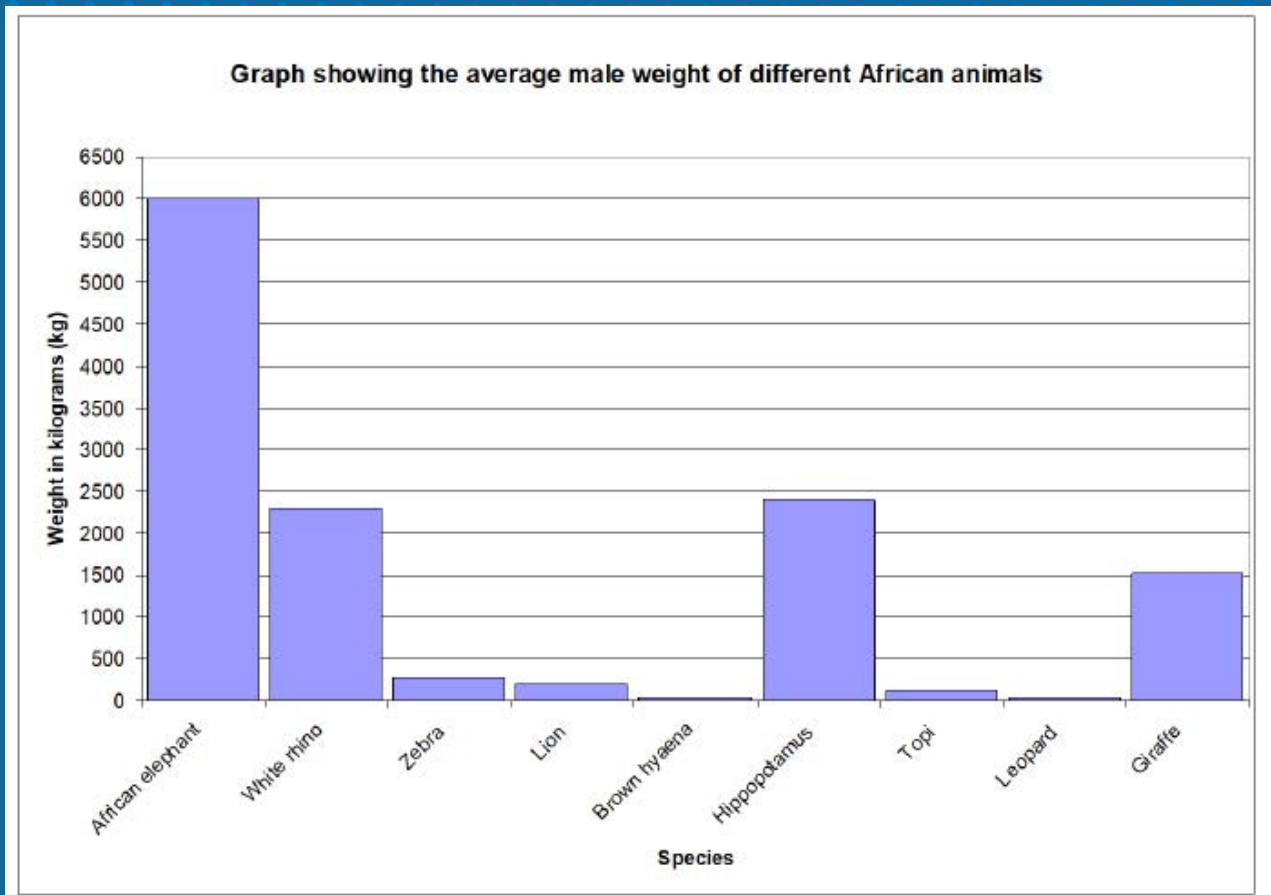


7. Look at the graph. Which animal is the longest?

8. Which animal is the shortest?

9. The graph below shows the weight (in kg) of some of the animals that live in the African savannah. Look at this graph carefully and write out at least five different questions that you could ask to help interpret this graph.

Make sure you answer the questions as well!





# SAFE SPACE

Are you feeling scared or unsafe?

Are you worried about a friend or family member?

If you feel unsafe in school or outside of school please tell us; we're here to listen.



- Speak to your Year Team or any member of staff; or
- Scan the QR code - Sign into your Microsoft 365 account for this to work! Answer a few questions and one of us will speak with you; or
- Come and find us in the Safeguarding Office on Valley Campus and in the Wellbeing Office on Nevill Campus.



## HPS SAFEGUARDING TEAM



Ms Pinney



Mrs Cox



Mr Paul



Mr Brooking



Ms Howell



Hove Park School  
"Together We Achieve"

**NSPCC**

**ChildLine**  
0800 1111

Outside of school in an emergency dial 999 or if it's not an emergency and you need support, call **Childline 0800 1111** or **NSPCC 0800 800500**



Hove Park School  
"Together We Achieve"

**We can't  
wait to  
see you  
for your  
first day at  
Hove Park  
School!**









