

Progress 8 score

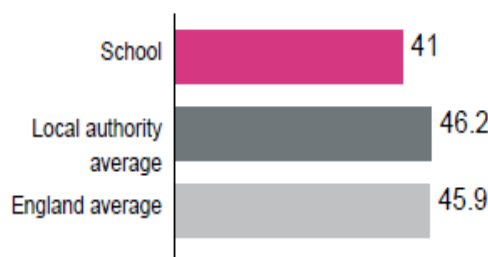
We are not able to calculate Progress 8 scores for academic years 2024/25 and 2025/26. This is because there is no KS2 assessment data available to calculate the baseline for Progress 8 for these years due to Covid-19 disruption. We are also unable to show results broken down by prior attainment. For more information see the [KS4 technical guide](#). You can also view historic progress measures on the [Progress measures for 2023 and 2024](#) page.

Attainment measures show how pupils have performed in tests and assessments but do not take pupils' starting points into account.

Attainment 8 ?

Schools get a score based on how well pupils have performed in up to 8 qualifications.

View as table



Staying in education, or entering apprenticeships or employment ?

This shows the number of pupils who either stayed in education, or went into apprenticeships or employment after finishing key stage 4 (after year 11, usually aged 16).

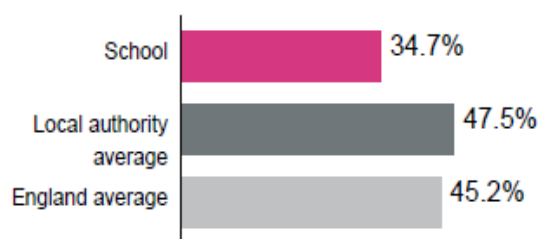
View as table



Grade 5 or above in English & maths GCSEs ?

This tells you the percentage of pupils who achieved grade 5 or above in English and maths GCSEs.

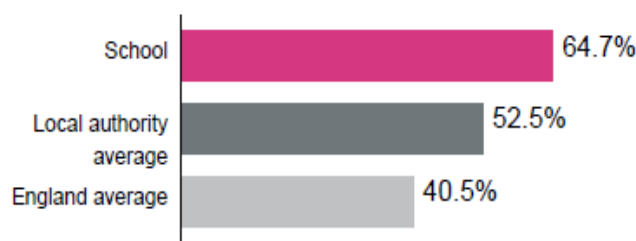
[View as table](#)



Entering EBacc ?

A pupil is considered to have entered for the English Baccalaureate if they entered for qualifications in English, maths, sciences, a language and either history or geography.

[View as table](#)



EBacc average point score ?

The EBacc average points score calculates a pupil's average point scores across the 5 pillars of the English Baccalaureate.

[View as table](#)

