

# Ibexis Life & Annuity Insurance Company<sup>®</sup>

FIA Plus<sup>™</sup>





# About Ibexis®



A leading retirement services company providing fixed annuities



Backed by financial strength, dedicated service and secure technology



Partnering with top insurance agents and financial professionals



Founded in 1937

# 45

Licensed in 45 states and the District of Columbia

## Helping clients retire with financial confidence, comfort and stability.

In times of economic volatility, consumers may demand more secure ways to grow their wealth. Fixed annuities can offer them safe and secure opportunities for long-term wealth accumulation without the risk of losing their hard-earning savings.

Ibexis focuses on fixed annuity products with both the familiar features consumers look for and new, innovative options that may better serve client financial needs now and in the future.

## Excellent Financial Strength Rating

### A- “Excellent” with a Stable Outlook

Based on our balance sheet strength, operating performance, management expertise and enterprise risk management.

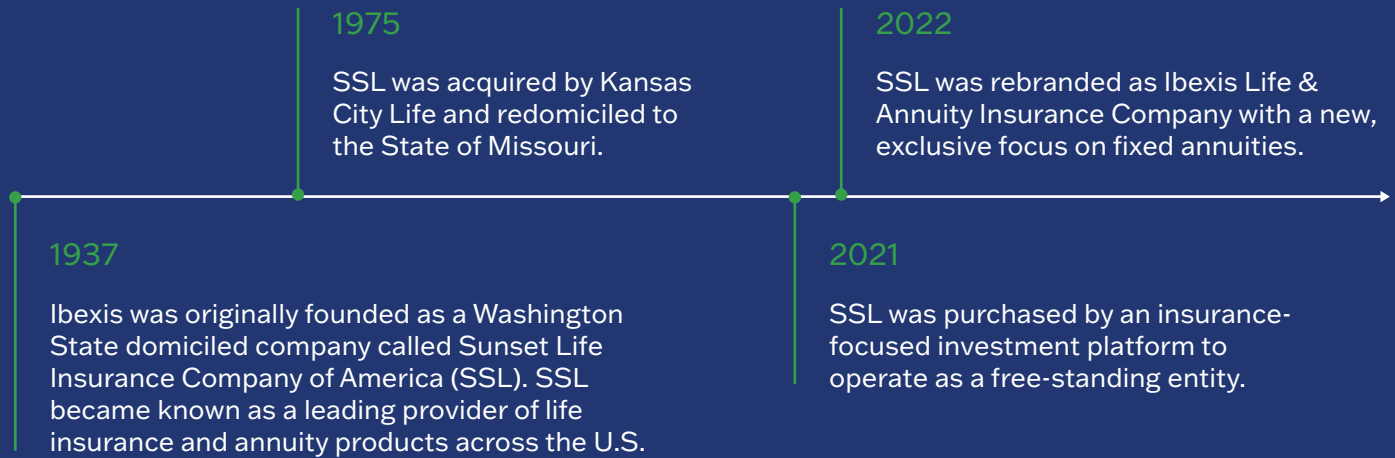
Rated by A.M. Best, the world’s first and largest credit rating agency in the insurance industry.





# Our History

Originally established as Sunset Life Insurance Company of America (SSL) in 1937, our company has a long history of helping Americans build and preserve their wealth. We have remained resilient through decades of different economic cycles, carrying on our legacy today—now as Ibexis Life & Annuity Insurance Company®.



## Experienced Leadership

Ibexis is led by a seasoned management team, each with an average of nearly 25 years experience across insurance and related industries.

## Our Asset Manager | **INVESTCORP**

Ibexis has entered into a dedicated asset management agreement with [Investcorp Insurance Solutions](#) (“IIS”). IIS is a wholly owned subsidiary of leading global investment manager, Investcorp. The firm specializes in alternative investments across private equity, real estate, credit, absolute return strategies, GP stakes, infrastructure and insurance asset management. Today, Investcorp manages \$50 billion in assets, including assets managed by third party managers. Investcorp previously owned brands such as Tiffany & Company, Gucci and Saks Fifth Avenue. Their trusted, long-term backing and 40-year track record of investing in North America allows Ibexis to maintain financial stability and offer innovative products at competitive rates for the foreseeable future.



# The Benefits of a Fixed Indexed Annuity

For many individuals, retirement is a new chapter in life.

Fixed indexed annuities (FIAs) can be powerful retirement savings vehicles that protect the policyholder's principal no matter what happens in the market or economy—while still offering the potential for growth linked to the performance of an external index.

Here's how a fixed indexed annuity can help an individual reach their goals for retirement, whatever those might be:



## Principal Protection

Contract owners can enjoy full principal protection from downside market risk.



## Upside Potential

Growth is based on interest credits and tied to the performance of an external index.



## Tax Deferral

FIAs provide accumulation that's fully tax-deferred until funds are withdrawn.



## Liquidity

A portion of initial premium and interest credits may be withdrawn annually without penalties or adjustments.



## Guarantees

A fixed rate of guaranteed interest may be selected, and contracts have minimum guaranteed values.



## Death Benefit

Your funds can be passed along to a beneficiary and potentially avoid probate.

---

At Ibexis®, we are dedicated to providing simple, innovative solutions that help our clients preserve and grow their hard-earned wealth so they can focus on what matters most.



# Key Terms:

---

## Annual Declared Rate\*

A fixed percentage, declared annually, that determines the positive portion of a Tracking Value Adjustment for allocations to this strategy.

## Annual Lock

Prior to the end of each Strategy Term, contract owners can exercise an Annual Lock, which converts a specified percentage of Tracking Value Gains to the Strategy Value as an Interest Credit. Exercising an Annual Lock will reduce Tracking Value Gains by increasing the Strategy Value. Interest Credits may never be less than zero.

## Bailout Feature\*

If the declared Floor S&P 500® Annual Point to Point with Cap Rate ever falls below the corresponding declared Bailout Rate, contract owners have up to 30 days to withdraw any amount up to the full Tracking Value plus Fixed Interest Strategy Value without withdrawal charges or market value adjustments.

## Cap

The maximum percentage that can be applied to the Tracking Value as a Tracking Value Adjustment.

## Death Benefit

Upon death, the sum of the Tracking Value and Fixed Interest Strategy Value is paid to the beneficiary. Withdrawal Charges and Market Value Adjustments do not apply. If the Owner's spouse is the sole beneficiary, the spouse may continue the policy in his or her own name.

## Floor

A percentage that determines the maximum negative Tracking Value Adjustment. Floors will be made available for allocation if they are greater than your specified Floor Limit and if the maximum negative Tracking Value Adjustment is less than or equal to the Tracking Value Gains.

## Floor Limit

Floor Limit elections will automatically adjust the selected Floor to the lowest available Floor option on any contract anniversary.

Lower Floor elections provide higher upside potential but introduce potential negative Tracking Value Adjustments, including any Premium Bonus.

Floor Limits available include: 0%, -2.5%, -5%, -10%, -15%

## Index-Linked Tracking Value Segment

A method for calculating Tracking Value Adjustments. Each Index-Linked Tracking Value Segment is comprised of an Index with a Floor, Cap and Participation Rate. You may allocate to any available Segment.

## Interest Credit

A credit made to the Strategy Value at the end of the Strategy Term by exercising an Annual Lock. Interest credits may never be less than zero.



## Participation Rate

The percentage of the change in the index that is used to calculate the Tracking Value Adjustment.

## Penalty-Free Surrender and Withdrawals

Penalty-Free Withdrawals are not permitted in the first contract year and any withdrawals, including required minimum distributions, taken during that time will be subject to a Withdrawal Charge. Each Contract Year following the first Contract Year, you may take partial withdrawals of up to 10% of the sum of the Tracking Value and Fixed Interest Strategy Value without incurring Withdrawal Charges or MVA.

## Periodic Automatic Lock

An interest credit that occurs at the end of the surrender term equal to the Tracking Value Gains. A Periodic Automatic Lock will also cause the Tracking Value at Risk (TVAR) to be reduced to zero.

## Premium Bonus

The Premium Bonus rider may be elected at issue and is the initial premium multiplied by a declared percentage. If the Premium Bonus rider is elected, contract owners may receive lower cap rate or lower participation rate.

## Strategy Value

Premiums paid plus any Interest Credits, minus any withdrawals and transfers to the Fixed Interest Strategy.

## Surrender Value

On any given date, the surrender value equals the greater of 1) the sum of the Tracking Value and Fixed Interest Strategy Value minus any withdrawal charges; or 2) the minimum guaranteed surrender value.

## Tracking Value

The notional amount reflecting the premium allocated to this strategy, plus Tracking Value Adjustments minus withdrawals from Tracking Value and transfers to the Fixed Interest Strategy. Your Tracking Value will never fall below your Strategy Value.

## Tracking Value Adjustments

Positive or negative amounts applied to an Index-Linked Tracking Value Segment.

## Tracking Value Gains

Equal to the Tracking Value minus the greater of Strategy Value or the Strategy Guaranteed Minimum Value. Tracking Value Gains will never be negative.

## Vested Value

The Tracking Value is fully vested in all years as the current Vesting Percentage is equal to 100%. The Vested Value is equal to the sum of the Tracking Value and Fixed Interest Strategy Value.

## Withdrawal Charge

The withdrawal charge will be imposed against certain withdrawals. If a partial withdrawal plus the sum of all prior withdrawals within a contract year exceeds the Free Withdrawal Amount, the amount of the partial withdrawal in excess of the Free Withdrawal Amount is subject to Withdrawal Charges.



FIA Plus™ provides the benefits of traditional Fixed Indexed Annuities, *plus* it adds flexibility to allow contract owners to manage their risk preferences over time.

Protect initial premium, maximize growth potential, and retire with additional confidence knowing these features and benefits are available in FIA Plus™.

## Safety

Even in volatile markets or a down economy, any premiums paid into the Ibexis® FIA Plus™ are always protected from market loss.

## Plus Opportunity

The “Plus” in FIA Plus is a new and unique way to accumulate value in a Fixed Index Annuity. As gains in the Tracking Value increase, owners can choose to use those gains to pursue higher upside potential by taking on a “Floor” in their account, which means they could receive higher participation rates or cap rates in exchange for risking some of those Tracking Value Gains. This can be adjusted as often as annually to allow for a more customized experience based on the client’s outlook and risk tolerance. Regardless of what Floor is chosen, the client’s premium can never decrease.

These features are not available in a traditional FIA – that’s what makes the FIA Plus™ a unique and powerful retirement planning tool.

## Plus Security

Premium allocated to the Index-Linked Strategy creates Strategy Values and Tracking Values. Contract owners can elect an “Annual Lock” at any time during their policy term and increase their protected Strategy Value with an Interest Credit. Or, at issue, the owner can choose to make a full Annual Lock occur automatically each year.

These secured gains, along with the initial premium, will be downside-protected from market losses throughout the rest of the FIA Plus™ term. When utilizing a full Annual Lock each year, the product will behave similarly to a standard annual point to point crediting FIA.

Even without exercising an Annual Lock, contract owners still have the ability to select a 0% Floor across all of their allocations which will fully protect their Tracking Value from potential future losses while still preserving the ability to allocate to available lower Floors in the future.



# Powerful Growth and Accumulation

Ever changing client needs, along with market volatility, changing interest rates, and economic uncertainty have made FIAs an ideal retirement savings product for many individuals. The FIA Plus™ is an accumulation-focused FIA that offers tax-deferred growth potential and an innovative design.

## Annual Lock: Protect Premium and Index Credits

The FIA Plus™ can behave similarly to accumulation-focused FIA growth products currently in-market with the “Annual Lock” feature. By exercising this feature on each contract anniversary, any initial premium and earned interest is always 100% protected from downside market risk for the life of the policy.

Alternatively, owners can utilize negative floors with more upside potential as Tracking Value Gains accumulate. Policyholders always have the ability to secure to-date Tracking Value Gains by electing a 0% Floor, which will protect the Tracking Value from the potential for future losses while still preserving the ability to change the allocation in the future to segments with downside risk and greater upside potential.

### Choose an initial premium allocation

---

#### Index-Linked Strategy

Initial premium may be allocated to the Index-Linked Strategy and any of the index options available or Annual Declared Rate, in any combination.

Reallocations may be made on any contract anniversary between the available index strategies. Also, the Floor can be adjusted by changing the Floor Limit, which is the lowest floor allowed for allocation by the policyholder.

---

#### Fixed Interest Strategy

Initial premium may be allocated to the Fixed Interest Strategy and will earn a stated annual interest rate guaranteed for one year. Interest in the Fixed Interest Strategy is compounded and credited to the Strategy Value on a daily basis.

Initial allocations and any transfers to the Fixed Interest Strategy **may not be reallocated** to the Index-Linked Strategy on any contract anniversary.

For a fixed interest strategy with flexibility, consider the Annual Declared Rate Index Option.

The contractual minimum amount for transfers within the Index-Linked Strategy is \$2,000.

An Annual Lock may be exercised at the end of each Strategy Term (contract anniversary) which converts a specific percentage of Tracking Value Gains to the Strategy Value as credited interest, thereby “locking” these gains in, and downside protected for the remaining life of the contract. However, exercising an Annual Lock may result in Floors other than 0% becoming unavailable for reallocation. A Periodic Automatic Lock will occur at the end of the contract term which will credit any Tracking Value Gains to the Strategy Value. Negative Floors will become available after an Annual Lock or Periodic Annual Lock if there are sufficient Tracking Value Gains.

All transfers and any Annual Lock require submission of the necessary forms within the required time.



# Index Options

---

Ibexis®' FIA Plus™ includes an industry benchmark index with the S&P 500® crediting option and has also partnered with top-tier financial institutions in Bank of America and HSBC to create cutting-edge, proprietary index options available exclusively through Ibexis.

---

## Annual Declared Rate

Each year, allocations may also be made to the Annual Declared Rate Strategy.

This strategy includes a fixed percentage, declared annually, that determines the positive portion of a Tracking Value Adjustment for any allocations to this strategy.

---

## S&P 500® Annual Point to Point with Cap

The S&P 500® is one of the most followed equity indices in the world.

It includes 500 large-cap companies that are traded domestically and captures approximately 80% of the market capitalization of United States' equity markets.

**Ticker: SPX**

---

## BofA U.S. Strength Fast Convergence Index with Participation Rate

Developed in collaboration with Bank of America, this index applies BofA's patented Fast Convergence technology to the Russell 1000® Total Return Index, an equity index tracking the 1,000 largest U.S. listed stocks by market cap.

The Index is designed to provide access to U.S. equity growth while rebalancing during the trading day to target 12.5% annualized volatility.

**Ticker: BOFARFCC**

---

## HSBC AI Global Tactical Index with Participation Rate

Offered in partnership with HSBC, this index leverages the artificial intelligence of Amazon & Amazon Web Services (AWS) to gain an informational advantage in the index investment process.

The index uses AWS to analyze and learn from data thousands of times faster than humans, enabling the index to automatically adapt its approach as market dynamics change and new information becomes available.

**Ticker: HSIEAIGT**



# Annual Lock



## Secure Gains Each Contract Anniversary

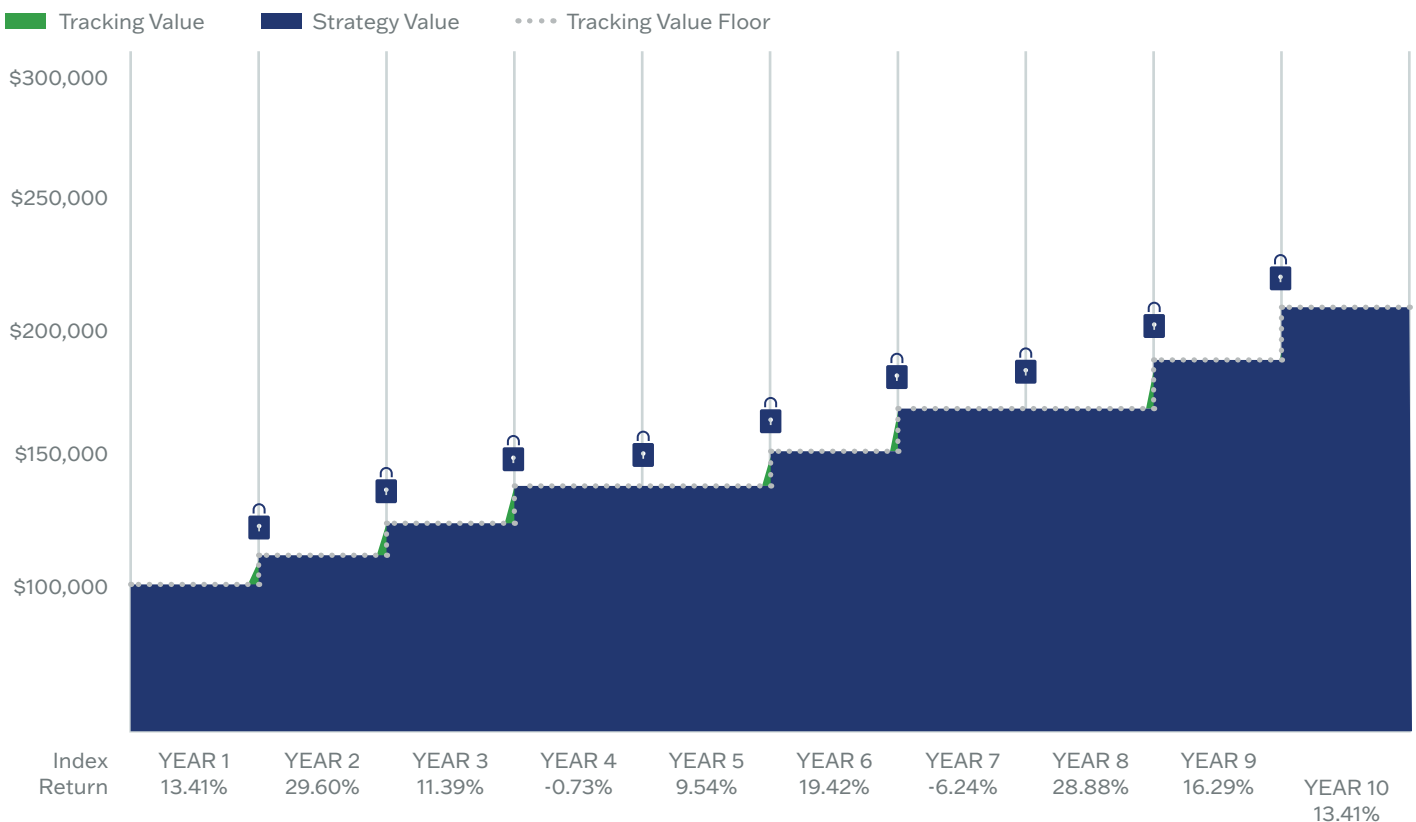
One differentiator with the FIA Plus™ is that contract owners can select a “Floor Limit” at issue or modify it on any contract anniversary.

Put simply, the Floor Limit is the maximum amount of Tracking Value gains a client is willing to risk at any given time, if available.

However, what if an owner wants to simply have full downside protection, with both their initial premium and any earned interest throughout the entire term?

The answer is simple: **Exercise a 100% “Annual Lock” every year.** In doing so, the FIA Plus™ will behave nearly identically to traditional annual point-to-point growth and accumulation FIAs. Both the initial premium and earned interest that’s “locked” will be downside protected for the duration of the term. The Tracking Value and Strategy Value are equal on each contract anniversary.

### How the “Annual Lock” Works



Example based on initial premium of \$100,000 and S&P 500® return data from 1/1/2012–12/31/2021. Assumed annual Floors and Cap Rates of [0%, 10%] [-2.5%, 12%], [-5%, 14%], [-10%, 18%] and [-15%, 23%] on the S&P 500® Annual Point with Cap Rate crediting strategy. This example assumes a 100% Annual Lock selected by the contract owner every year. A Periodic Automatic Lock occurs at the end of the withdrawal charge period which causes the Strategy Value to equal the Tracking Value via interest credit. The chart shown above is provided solely to demonstrate how various contract features would work in hypothetical scenarios. It is not intended to illustrate accumulation of contract values.



# Index-Linked Strategy Example

The tables below show examples of the available options for a contract owner in two hypothetical, \$100,000 initial premium, FIA Plus 10™ and FIA Plus 10™ with Premium Bonus contracts over the first 5 years. As outlined, as the Tracking Value increases each year, additional Floors become available to the contract owner, if they choose to increase their “Floor Limit.” The Premium Bonus can also be leveraged immediately to move into lower Floors.

## Enhanced Flexibility With The FIA Plus™ Index-Linked Strategy\*

	Account Value	Tracking Value	Gains Available	0% Floor	-2.5% Floor	-5% Floor	-10% Floor	-15% Floor
Year 1	100,000	100,000	0.0%	Available	Not Available	Not Available	Not Available	Not Available
Year 2	100,000	111,250	-10.1%	Available	Available	Available	Available	Not Available
Year 3	100,000	110,442	-9.5%	Available	Available	Available	Not Available	Not Available
Year 4	100,000	120,972	-17.3%	Available	Available	Available	Available	Available
Year 5	100,000	144,465	-30.8%	Available	Available	Available	Available	Available

## Enhanced Flexibility with the FIA Plus™ 10 with Premium Bonus Index-Linked Strategy\*

	Account Value	Tracking Value	Gains Available	0% Floor	-2.5% Floor	-5% Floor	-10% Floor	-15% Floor
Year 1	100,000	116,000	-13.8%	Available	Available	Available	Available	Not Available
Year 2	100,000	129,213	-22.6%	Available	Available	Available	Available	Available
Year 3	100,000	128,274	-22.0%	Available	Available	Available	Available	Available
Year 4	100,000	140,505	-28.8%	Available	Available	Available	Available	Available
Year 5	100,000	167,791	-40.4%	Available	Available	Available	Available	Available

\*Example shown for illustrative purposes only. “Account Value” is used in place of “Strategy Value” and “TVAR” has been replaced with “Gains Available” for column headers. If the Premium Bonus rider is elected, contract owners may receive lower rates compared to the non-Bonus version of FIA Plus.

## Tracking Value at Risk (TVAR)

TVAR is a way to express Tracking Value Gains as the percentage reduction in the Tracking Value that would bring Tracking Value Gains to zero. In that case, the Tracking Value would equal the Strategy Value. TVAR is only used to determine Floor availability. Contract owners may never be allocated to a Floor lower than TVAR.

## Floor Limit

A contract owner can elect a Floor Limit at issue or intra-contract with the required prior written notice to IbeXis. Floor Limit elections will automatically adjust the selected Floor to the lowest available Floor option that is greater than the Floor Limit on any contract anniversary.



# FIA Plus: 0% Floor Limit

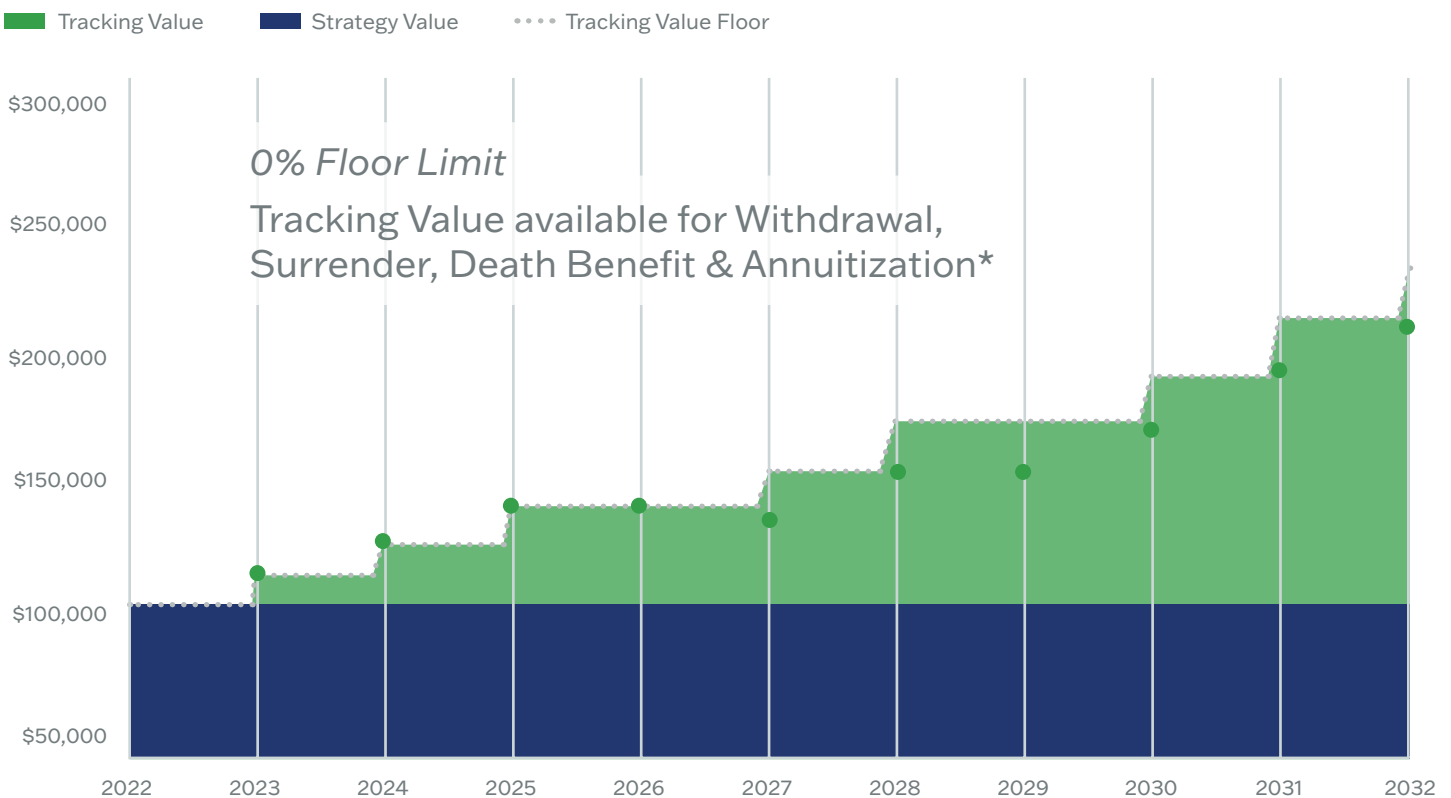
## How it Works

The chart below shows a contract owner who sets their Floor Limit to 0% at issue and leaves it there for the duration of the 10-year FIA Plus™ contract.

- The light blue shaded area represents the Strategy Value, which is based on the initial premium amount.
- The light green shaded area represents the Tracking Value, or performance of the initial premium and selected index allocations, over time. The Tracking Value can move up or down annually, based on the index selections and the applicable crediting rates.

When using the 0% Floor Limit in any year, owners will have full downside protection on both initial premium and Tracking Value Gains (through the Tracking Value)—as you can see from the graph below. As the Tracking Value increases, the Tracking Value Floor mirrors any upward movements as it remains in the 0% Floor Limit.

Because an Annual Lock has not been exercised, the Strategy Value remains equal to the initial premium amount, allowing for access to negative Floor strategies. The Tracking Value is also available for Withdrawal, Surrender, Annuitization and Death Benefit.



Example based on initial premium of \$100,000 and S&P 500® return data from 1/1/2012–12/31/2021. Assumed annual Floors and Cap Rates of [0%, 10%] [-2.5%, 12%], [-5%, 14%], [-10%, 18%] and [-15%, 23%] on the S&P 500® Annual Point with Cap Rate crediting strategy. This example uses the 0% Floor cap rate of 10% throughout the 10-year term. The chart shown above is provided solely to demonstrate how various contract features would work in hypothetical scenarios. It is not intended to illustrate accumulation of contract values.

\* A Periodic Automatic Lock occurs at the end of the 10-year term which causes the Strategy Value to equal the Tracking Value via interest credit.

\* Past index performance is not indicative of future performance.

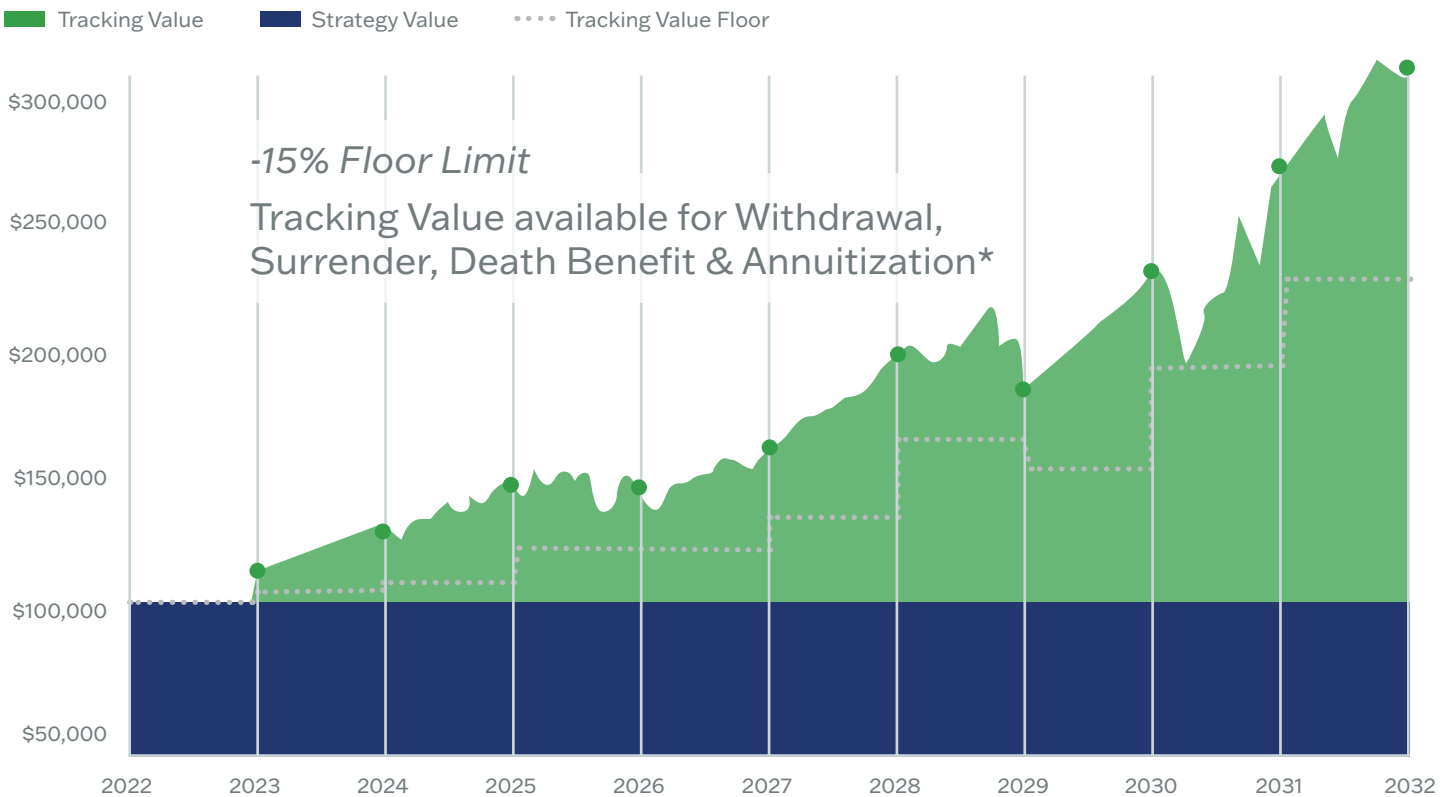


# FIA Plus: -15% Floor Limit

## How it Works

In this situation, a contract owner has elected a -15% Floor Limit at contract issue. As the Tracking Value increases each year with Tracking Value Gains, or positive index movements, additional Floors become available for the contract owner, which carry higher upside potential. The contract will automatically reallocate to the lower floors as they become available.

The dotted line, or Tracking Value Floor, represents the minimum Tracking Value a contract owner would receive in the event that the index performance falls to or below the Floor. As you can see, there can be both positive and negative adjustments to the Tracking Value over time in this more “risk-on” approach. However, the contract owner has significantly higher upside potential with the -15% Floor Limit election.



Example based on initial premium of \$100,000 and S&P 500® return data from 1/1/2012–12/31/2021. Assumed annual Floors and Cap Rates of [0%, 10%] [-2.5%, 12%], [-5%, 14%], [-10%, 18%] and [-15%, 23%] on the S&P 500® Annual Point with Cap Rate crediting strategy. The chart shown above is provided solely to demonstrate how various contract features would work in hypothetical scenarios. It is not intended to illustrate accumulation of contract values.

\* A Periodic Automatic Lock occurs at the end of the 10-year term which causes the Strategy Value to equal the Tracking Value via interest credit.

\* Past index performance is not indicative of future performance.

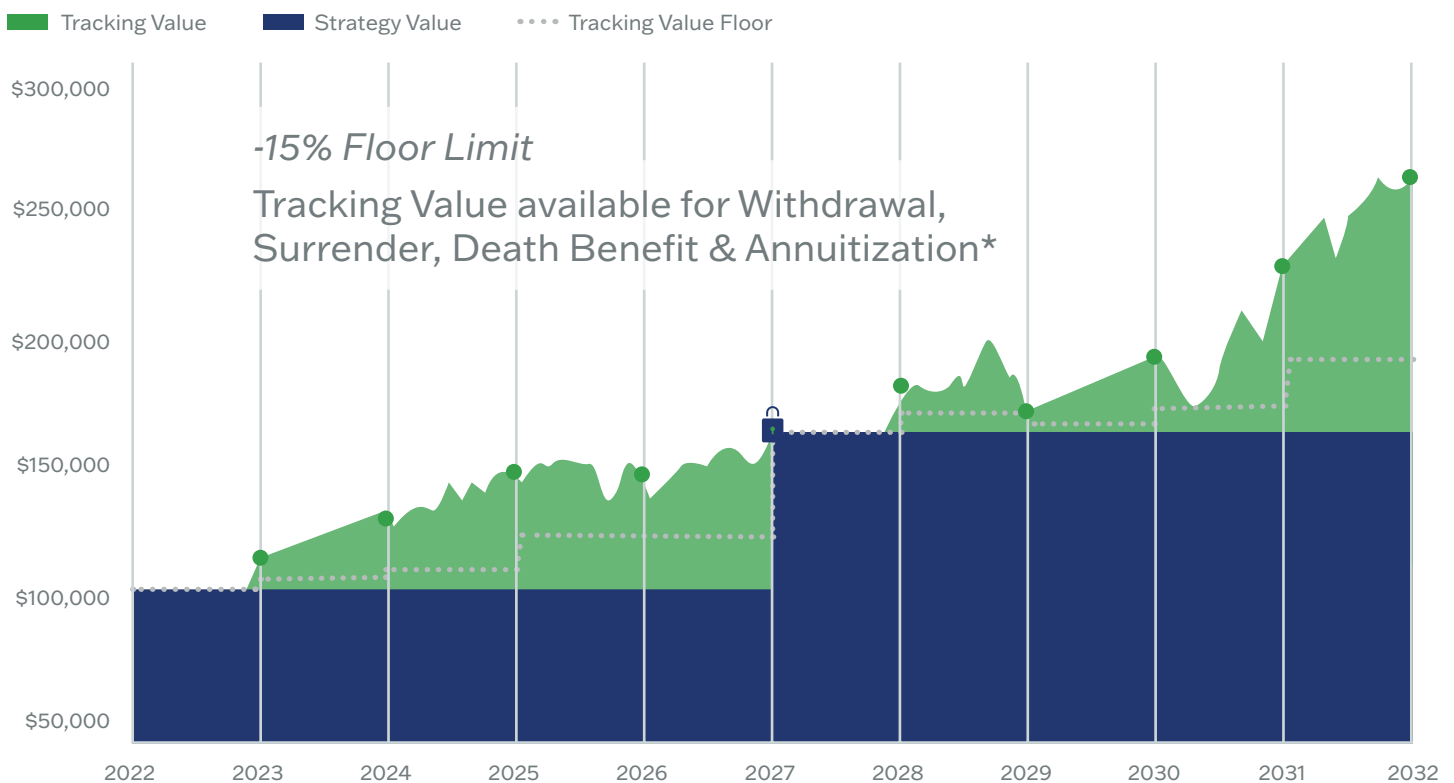


# FIA Plus: -15% Floor Limit + Annual Lock

## How it Works

In this situation, a contract owner has elected a -15% Floor Limit at contract issue. However, mid-way through the 10-year term, an “Annual Lock” of 100% of the Tracking Value Gains is exercised. When doing this, the Tracking Value becomes equal to the Strategy Value that year, and the initial premium plus any interest earned in the first five years of the term will be downside protected moving forward. Essentially, they locked in gains and started the crediting strategy again.

However, the owner still has a 15% Floor Limit for the rest of the term. As the FIA Plus™ continues to accrue Tracking Value Gains, the contract will automatically adjust and move into lower floors, with higher upside potential, as they become available on each contract anniversary while still protecting the Strategy Value and the Interest Credit that was earned with the Annual Lock in the 5th year.



Example based on initial premium of \$100,000 and S&P 500® return data from 1/1/2012–12/31/2021. Assumed annual Floors and Cap Rates of [0%, 10%] [-2.5%, 12%], [-5%, 14%], [-10%, 18%] and [-15%, 23%] on the S&P 500® Annual Point with Cap Rate crediting strategy.

This example assumes a -15% Floor Limit elected at contract issue, with an Annual Lock exercised after Year 5. After Year 5, a -15% Floor Limit remains selected for the duration of the 10-year FIA Plus™ term. The chart shown above is provided solely to demonstrate how various contract features would work in hypothetical scenarios. It is not intended to illustrate accumulation of contract values.

\* A Periodic Automatic Lock occurs at the end of the 10-year term which causes the Strategy Value to equal the Tracking Value via interest credit.

\* Past index performance is not indicative of future performance.



# Additional Features

## Withdrawal and Surrender Charges

The Withdrawal Charge will be imposed against certain withdrawals. If a partial withdrawal plus the sum of all prior withdrawals within a contract year exceeds the Free Withdrawal Amount, the amount of the partial withdrawal in excess of the Free Withdrawal Amount is subject to Withdrawal Charges. There is no Free Withdrawal Amount in the first Contract Year.

### Withdrawal Charge Schedule - All States Except CA

Contract Year	1	2	3	4	5	6	7	8	9	10
FIA Plus 5	9.00%	9.00%	8.00%	7.25%	6.25%	N/A	N/A	N/A	N/A	N/A
FIA Plus 7	9.00%	9.00%	8.00%	7.25%	6.25%	5.00%	4.00%	N/A	N/A	N/A
FIA Plus 10	9.00%	9.00%	8.00%	7.25%	6.25%	5.00%	4.00%	3.00%	2.00%	1.00%

### Withdrawal Charge Schedule - CA Only

Contract Year	1	2	3	4	5	6	7	8	9	10
FIA Plus 5	8.30%	8.20%	7.25%	6.25%	5.00%	N/A	N/A	N/A	N/A	N/A
FIA Plus 7	8.30%	8.20%	7.25%	6.25%	5.00%	4.00%	3.00%	N/A	N/A	N/A
FIA Plus 10	8.30%	8.20%	7.25%	6.25%	5.00%	4.00%	3.00%	2.00%	1.00%	0.00%

## Penalty-Free Withdrawals

Penalty-Free Withdrawals are not permitted in the first contract year, and any withdrawals taken during that time may be subject to a Withdrawal Charge. Each Contract Year following the first Contract Year, you may take partial withdrawals of up to 10% of the sum of the Tracking Value and Fixed Interest Strategy Value without incurring Withdrawal Charges or MVA.

### Penalty-Free Withdrawal Schedule

Contract Year	1	2	3	4	5	6	7	8	9	10
FIA Plus 5	0%	10.00%	10.00%	10.00%	10.00%	N/A	N/A	N/A	N/A	N/A
FIA Plus 7	0%	10.00%	10.00%	10.00%	10.00%	10.00%	10.00%	N/A	N/A	N/A
FIA Plus 10	0%	10.00%	10.00%	10.00%	10.00%	10.00%	10.00%	10.00%	10.00%	10.00%

# Death Benefit

Upon death, the sum of the Tracking Value and Fixed Interest Strategy Value is paid to the beneficiary. Withdrawal Charges and Market Value Adjustments do not apply. If the Owner's spouse is the sole beneficiary, the spouse may continue the policy in his or her own name.

# Premium Bonus

The Premium Bonus rider may be elected at issue and is the initial premium multiplied by a declared percentage. The Premium Bonus amount is added to the Fixed Interest Strategy Value and Index-Linked Tracking Value at Contract issue. The Premium Bonus can be used to immediately unlock and access additional Floor options, which possess higher index-linked rates. If a Floor Limit is selected, the Premium Bonus will be exposed to losses down to the Floor limit selected. If the Premium Bonus rider is elected, contract owners may receive a lower cap rate or lower participation rate.

# Bonus Recapture

The Bonus Recapture amount will be deducted as a charge against certain withdrawals from the contract when the Premium Bonus rider is selected. The charge will be based on a percentage of the Premium Bonus and any interest earned on that amount. The percentage will be based on the Bonus Recapture Schedule shown below.

## Bonus Recapture Schedule - All States Except CA

Contract Year	1	2	3	4	5	6	7	8	9	10	11+
FIA Plus 5	100%	90%	80%	70%	60%	N/A	N/A	N/A	N/A	N/A	N/A
FIA Plus 7	100%	90%	80%	70%	60%	50%	40%	N/A	N/A	N/A	N/A
FIA Plus 10	100%	90%	80%	70%	60%	50%	40%	30%	20%	10%	N/A

## Bonus Recapture Schedule - CA Only

Contract Year	1	2	3	4	5	6	7	8	9	10	11+
FIA Plus 5	90%	80%	70%	60%	50%	N/A	N/A	N/A	N/A	N/A	N/A
FIA Plus 7	90%	80%	70%	60%	50%	40%	30%	N/A	N/A	N/A	N/A
FIA Plus 10	90%	80%	70%	60%	50%	40%	30%	20%	10%	0%	N/A

# Required Minimum Distributions (RMDs)

RMDs are mandatory withdrawals from qualified contracts. RMDs in the first year should be processed by the current carrier prior to any transfer. Thereafter, RMDs will be treated as Penalty-Free Withdrawals up to the RMD amount, even if it exceeds the stated Free Withdrawal Amount.



# Extended Care & Terminal Illness Waivers

The Nursing Home or Hospital Confinement Rider is available after the first contract anniversary. A contract owner must be confined to a Nursing Home or Hospital for 90 consecutive days.

The Terminal Illness Rider is available after the first contract year. The diagnosis must be made by a physician that the death will occur in 12 months or less.

Riders are not available in all states.

## Annuitization

After the first contract year, the Withdrawal Value can be annuitized under any annuity options outlined in the contract.





# Disclosures

This brochure is for informational purposes only. Review the Contract for product details and benefits, including all restrictions and limitations. Restrictions apply. Neither Ibexis® nor its representatives provide legal or tax advice. Consult with your attorney or tax advisor for additional information. Ibexis' products are NOT: 1) a deposit; 2) FDIC or NCUA insured; 3) insured by any federal government agency; or 4) guaranteed by a bank, savings association or credit union. Guarantees are based on the financial strength and claims-paying ability of Ibexis. This brochure is for annuity policy form number ICC22\_FIA\_0922 with Contract Data Pages ICC23\_CDP\_0124. Application form number ICC23\_ILAIC\_FIA\_PLUS\_BONUS\_APP. Rider form numbers ICC23\_FIA\_ILIO\_1223, ICC23\_R\_WWCR\_1123, ICC23\_R\_MVA\_1223, ICC23\_PBR\_1223\_v1, ICC\_PBR\_1223\_v2, ICC22-R-NHHCW, ICC22-R-TIW, FIA\_0922\_CA TIO-SD-0624, TIO-UNI-0624, ILAIC\_FIA\_PLUS\_BONUS\_APP\_CA, PBR\_0624\_v1\_CA, PBR\_0624\_v2\_CA, R\_WWCR\_1123\_CA, CDP\_0124\_CA, and FIA\_ILIO\_1223\_CA. Withdrawals may be taxable and subject to tax penalties if made before age 59-1/2. Tax-deferral offers no additional value if the annuity is used to fund a qualified plan, such as an IRA or 401k and may not be available if the owner of the annuity is not a natural person such as a corporation or certain types of trusts.

MVA does not apply in CA.

The "S&P 500®" is a product of S&P Dow Jones Indices LLC or its affiliates ("SPDJI"), and has been licensed for use by Ibexis Life & Annuity Company (Ibexis). Standard & Poor's® and S&P® are registered trademarks of Standard & Poor's Financial Services LLC ("S&P"); Dow Jones® is a registered trademark of Dow Jones Trademark Holdings LLC ("Dow Jones"). FIA Plus™ is not sponsored, endorsed, sold or promoted by SPDJI, Dow Jones, S&P, or their respective affiliates, and none of such parties make any representation regarding the advisability of investing in such product(s) nor do they have any liability for any errors, omissions, or interruptions of the S&P 500®.

The BofA U.S. Strength Fast Convergence Index (the "Index") is the property of BofA Securities Inc. and its Affiliates ("BofAS") and licensed to Ibexis Life & Annuity Insurance Company ("Licensee"). The FIA Plus ("Product") is not sponsored, endorsed, sold or promoted by BofAS. BofAS has not passed on the legality or suitability of, or the accuracy or adequacy of descriptions and disclosures relating to, the Product, nor makes any representation or warranty, express or implied, to the owners of Product or any member of the public regarding the Product or the advisability of purchasing in the Product, particularly the ability of the Index to track performance of any market or strategy. BofAS' only relationship to Licensee is the licensing of certain trademarks and trade names and the Index or components thereof and is not a party to any transaction contemplated hereby. The Index is determined, composed and calculated by BofAS without regard to the Licensee or the Product or its holders. Subject to its regulatory obligations, BofAS has no obligation to take the needs of the Licensee or the holders of the Product into consideration in determining, composing or calculating the Index, and BofAS shall not be liable, whether in negligence or otherwise, to any person for any errors or omissions in the Index or in the calculation of the Index or under any obligation to advise any person of any errors or omissions therein. BofAS is not responsible for and has not participated in the determination of the timing of, prices of, or quantities of the Product to be issued or in the determination or calculation of the equation by which the Product is to be priced, sold, purchased, or redeemed. BofAS has no obligation or liability in connection with the administration, marketing, or trading of the Product. While volatility controls may result in less fluctuation in rates of return as compared to indices without volatility controls, they may also reduce the overall rate of return as compared to products not subject to volatility controls.

The rules governing the operation and calculation of the Index and any Index component sponsored or administered by BofAS (the "Rules") may be amended by BofAS. An amendment to the Rules may result from, without limitation, a change to the construction or calculation of the Index or such Index component, or from BofAS determining that a change to the Rules is required or desirable in order to update them or to address an error, omission or ambiguity. No assurance can be given that any such amendment would not be detrimental to purchasers of the Product. BofAS has no obligation to continue to publish, and may discontinue publication of, the Index or any such Index component.



# Disclosures

The end-of-day values of the Index are published subject to provisions in the Rules. BofAS is not obligated to publish any information regarding the Index other than as stipulated in such Rules.

THE INDEX AND ANY DATA, ARE PROVIDED “AS IS”. BOFAS DOES NOT GUARANTEE OR MAKE ANY EXPRESS OR IMPLIED WARRANTIES, AND EXPRESSLY DISCLAIMS ALL WARRANTIES ABOUT: THE ACCURACY, TIMELINESS, OR THE COMPLETENESS OF THE INDEX, ANY DATA (WHICH THROUGHOUT THIS DISCLAIMER INCLUDES THE EARNINGS CALL TRANSCRIPT NLP SIGNAL DESCRIBED IN THE RULES, WHICH IS SOURCED FROM AN EXTERNAL VENDOR AND IS SUBJECT TO LIMITATIONS DISCLOSED IN THE RULES), THE CALCULATION THEREOF, OR ANY COMMUNICATIONS WITH RESPECT THERETO; OR THE RESULTS TO BE OBTAINED BY A LICENSEE, HOLDERS OF A PRODUCT (LINKED TO OR BASED ON THE INDEX, ANY DATA, CALCULATION, OR COMMUNICATIONS). BOFAS ALSO EXPRESSLY DISCLAIMS ALL WARRANTIES OF MERCHANTABILITY OR FITNESS FOR A PARTICULAR PURPOSE OR USE OR SATISFACTORY QUALITY.

BOFAS SHALL HAVE NO LIABILITY FOR ANY ERRORS, OMISSIONS, UNAVAILABILITY, LATENESS, OR INTERRUPTIONS OR ANY OTHER CAUSE (INCLUDING NEGLIGENCE), UNDER ANY CAUSE OF ACTION, TO: A LICENSEE; HOLDERS OF ANY PRODUCT (LINKED OR BASED ON THE INDEX, THIS DOCUMENT, OR ANY DATA); OR ANY OTHER PERSON OR ENTITY-- ARISING FROM OR RELATED TO INDEX, ANY DATA, CALCULATION, OR COMMUNICATIONS, OR THE USE OF, OR RELIANCE ON INDEX, ANY DATA, CALCULATION, OR COMMUNICATIONS.

WITHOUT LIMITING ANY OF THE FOREGOING, IN NO EVENT SHALL BOFAS (OR ANY AFFILIATE) HAVE ANY LIABILITY FOR ANY SPECIAL, PUNITIVE, INDIRECT, INCIDENTAL, CONSEQUENTIAL DAMAGES, OR LOST PROFITS OR OPPORTUNITY, EVEN IF NOTIFIED OF THE POSSIBILITY OF SUCH DAMAGES.

THE LIMITATIONS IN THE ABOVE THREE PARAGRAPHS ARE INDEPENDENT OF EACH OTHER, AND THE FAILURE OF ESSENTIAL PURPOSE, OR UNENFORCEABILITY OF ANY PART SHALL NOT AFFECT ANY OTHER PART.

“BofAS” and the “BofA U.S. Strength Fast Convergence Index<sup>sm</sup>” are trademarks of BofA Securities Inc. or its Affiliates and have been licensed for use by Ibexis Life & Annuity Insurance Company<sup>®</sup>. BofAS receives compensation from the Licensee in connection with licensing rights to the Index and certain hedging arrangements between BofAS and the Licensee or its affiliates.

Obligations to make payments under the Product are solely the obligation of the Licensee and are not the responsibility of BofAS. BofAS did not publish or approve this document, and BofAS does not accept any responsibility for its contents or use.

The HSBC AI Global Tactical Index (the “AiGT Index”) is the exclusive property of HSBC Bank plc (“HSBC”) and administered, calculated, and published by Solactive AG (“Solactive”). HSBC, AiGT, and “HSBC AI Global Tactical Index” (collectively, the “AiGT Marks”) are trademarks or service marks of HSBC and have been licensed by HSBC and sub-licensed by Ibexis Life & Annuity Insurance Company (the “Company”) for use in a fixed indexed annuity offered by the Company. The fixed indexed annuity is not, in whole or in part, sponsored, structured, priced, endorsed, offered, sold, issued or promoted by HSBC, Solactive or any of their affiliates. HSBC’s only relationship to the Company is the licensing of the AiGT Index and AiGT Marks for certain purposes. Solactive’s only relationship to the Company is with respect to administering, calculating and publishing the AiGT Index. HSBC and Solactive shall not have any liability with respect to a fixed indexed annuity in which an interest crediting option is based on the AiGT Index and are not liable for any loss relating to the fixed indexed annuity, whether arising directly or indirectly from the use of the AiGT Index, its methodology, any AiGT Mark or otherwise. Neither HSBC or Solactive have any obligation to take into consideration any of the needs of the Company or any of the owners, annuitants or beneficiaries of the fixed indexed annuity in designing, calculating, administering or licensing the AiGT Index.



# Disclosures

NONE OF HSBC, SOLACTIVE OR THEIR SUPPLIERS GUARANTEES THE ACCURACY, ADEQUACY, TIMELINESS, COMPLETENESS OR AVAILABILITY OF THE AiGT INDEX OR ANY COMPONENT THEREOF OR DATA INCLUDED THEREIN, OR THAT NO ERROR, OMISSION, DELAY OR INTERRUPTION WILL EXIST THEREIN. NONE OF HSBC, SOLACTIVE OR THEIR SUPPLIERS MAKES ANY REPRESENTATION OR WARRANTY, AND EACH OF HSBC, SOLACTIVE AND THEIR SUPPLIERS EXPRESSLY DISCLAIMS ALL REPRESENTATIONS AND WARRANTIES, EXPRESS OR IMPLIED, INCLUDING, WITHOUT LIMITATION, THOSE REGARDING (I) MERCHANTABILITY OR FITNESS FOR A PARTICULAR PURPOSE OR USE, AND (II) THE ADVISABILITY OF ANY PERSON INVESTING IN THE FIXED INDEXED ANNUITY.

No purchaser, seller or holder of the fixed indexed annuity, or any other person or entity, should use or refer to any AiGT Mark or other HSBC trade name to sponsor, endorse, market or promote the fixed indexed annuity without a license from HSBC. Under no circumstances may any person or entity claim any affiliation or association with HSBC or Solactive without the prior written permission of HSBC or Solactive.

In calculating the performance of the AiGT Index, HSBC deducts a servicing cost of 0.50% per annum, calculated on a daily basis. Such costs may vary over time with market conditions. These costs reduce the potential positive change in the AiGT Index and thus the amount of interest that will be credited to the fixed indexed annuity option based on the AiGT Index.

The volatility control applied by HSBC may reduce the potential positive or negative change in the AiGT Index and thus the amount of interest that will be credited to the fixed indexed annuity option that is based on the AiGT Index.

Nothing provided herein should be construed as HSBC, Solactive or any of their suppliers providing tax, legal, or investment advice nor are HSBC, Solactive or any of their suppliers recommending engaging in any investment strategy or transaction.

AM Best Rating effective June 2025. 4th highest of 13 ratings. For latest ratings visit <http://www.ambest.com>.