

Masport[®]

PRESIDENT[®]

OUTDOOR POWER EQUIPMENT
2025-2026 | Australia



Designed to meet the needs of the heaviest lawn conditions and the longest mowing times—Masport garden equipment is built to last.

masport.com.au

MARKET LEADING CONSUMER WARRANTIES

We are committed to quality and performance. With a full comprehensive consumer warranty, you know exactly what is covered.

Masport branded push mowers featuring Briggs & Stratton, Kohler and Masport engines receive an industry leading 5 year comprehensive warranty on the entire lawnmower, delivering additional confidence and longevity for these lawnmowers.

LIFETIME CATCHER WARRANTY
Masport's High Density Polyethylene (HDPE) Plastic Catcher comes with a Lifetime Warranty.

OUR LAWNMOWER CHASSIS AND PARTS WARRANTIES

We offer you an impressive 10 year warranty on all aluminium chassis. If you prefer a steel chassis you'll enjoy a 5 year warranty. Both aluminium and steel push mower options come with a 5 year warranty on ALL parts.



MOST SATISFIED CUSTOMERS
LAWN MOWERS 2023



Only Authorised Dealers can carry Masport's President® series. They are the experts, advising you on the mower best suited to your needs, lifestyle or budget and deliver the kind of superior after sales service and advice you demand.

A RANGE OF CHASSIS SIZES TO SUIT YOUR NEEDS

HIGH ARCH DESIGN Allows airflow created from the blades to draw the grass upwards for multiple cut cycles before flowing into the catcher, creating enhanced mulching and catching performance.			
STEEL		ALUMINIUM	
420MM (16.5") CHASSIS	<ul style="list-style-type: none">Smaller cutting chassis for smaller lawns or tricky grass areasEasy to manoeuvre	<ul style="list-style-type: none">durable steel	
460MM (18") CHASSIS	<ul style="list-style-type: none">High-arch designSingle Mowzone (left side)	<ul style="list-style-type: none">durable steel	<ul style="list-style-type: none">Corrosion free non-rust aluminium10 year warranty
485MM (19") CHASSIS	<ul style="list-style-type: none">High-arch designWider cutting widthDual Mowzone®	<ul style="list-style-type: none">1.6mm durable steel	<ul style="list-style-type: none">Corrosion free non-rust aluminium10 year warranty
540MM (21") CHASSIS	<ul style="list-style-type: none">High-arch designWider cutting widthDual Mowzone®	<ul style="list-style-type: none">2mm heavy duty steel	<ul style="list-style-type: none">Corrosion free non-rust aluminium10 year warranty
530MM (21") UTILITY CHASSIS	<ul style="list-style-type: none">Wider cutSpecially designed Side Discharge chassisStrong and reliable for demanding conditions	<ul style="list-style-type: none">2mm heavy duty steel	

Please note, not all mowers in our range contain all of these features

COMBO 2'N1
Catch and mulch options on these mowers.

COMBO 3'N1
These mowers have catch, mulch & side or rear discharge options.

FEATURES

BLADE SYSTEMS

Masport Mulching Blade System
Masport's unique mulching blade design recirculates the clippings, repeatedly cutting them into smaller pieces before distributing back onto the lawn.

Masport 2 & 4 Swingback Blade Disc System
2 or 4 swing back blades are suitable for catching and mulching. Fitted on selected Masport President® catching and mulching models.

Masport Quadcut® 4 Swingback Blade Disc Cutting System
A specially designed 4-blade disc system, great for catching due to increased airflow.

Swingback Blade Feature
All these blade systems have a swingback feature, designed to protect the crankshaft from damage should the mower hit a solid object.

WHEELS

Masport's adjustable dual bearing wheels make the mower easy to push, with a threaded axle and nut. Made of polyethylene and designed to last, these wheels have been vigorously tested for 600+ hours to ensure quality and durability.



CUTTING HEIGHTS

Push lawnmowers have a range of cut heights, from 10mm - 70mm (0.4" - 2.75"). Height can be adjusted in one simple lever movement which is much faster than systems that require each individual wheel to be adjusted.



HANDLE SYSTEMS

PVC Grip
For added comfort during operation

Soft Grip
For superior comfort and less vibration during mowing

One Piece Lower Handle
Reinforced lower 'U' handle for added strength

Two Piece
Stub handle with no middle bar for easy catcher access

FEATURES

HANDLE LIFT SYSTEM

The Handle Lift System allows you to quickly and easily access the catcher (or Smartchute® System). Simply step on the foot pedal and lift the handle. Once the handle is returned to the operating position it will lock in firmly, providing responsive handling. The Handle Lift System allows for neat and tidy storage.



SELF PROPELLED

Let the mower do the work. These models are fitted with a self drive system. All you need to do is squeeze the self propelled bail to the handle to propel the mower forward. This reduces pushing effort making mowing quicker and easier!



ZONE START

The conveniently positioned starter cord eliminates the need to bend all the way down to pull-start, reducing the risk of back strain.



PRESIDENT®

The President® Range is Masport's premium mower series, packed with multiple features making lawnmowing easy.

MASPORT DUAL MOWZONE®

With the blade coverage extending beyond the wheel width on both sides, the mower can cut closer to walls, kerbs, and fences, giving a cleaner finish to your lawn.



REAR DISCHARGE

With the rear discharge chute, the mower can be used effectively without a catcher. It is designed to work with Masport's unique 'high-arch' housing and blade systems which generate great airflow. The grass is spread across the full width of the chute and directed downward.



SMARTCHUTE®

Mow without the catcher and avoid messy grass clumps. The Masport patented Smartchute® will side discharge a clean spread of clippings as you mow to leave your lawn looking wonderful. Just open the Smartchute® and begin mowing.



ELECTRIC START

Briggs & Stratton's InStart® & Integrated InStart® lithium-ion electric start engines take the guessing game out of starting your lawnmower. No more priming, choking or pulling the rope. These engines combine the power of petrol and the starting reliability of lithium-ion battery technology.



MULCHING

When you mulch there is less weight to push and no stopping to empty the catcher. The high-arch chassis design and the special blade means it also naturally recycles your grass by re-cutting the clippings and feeding them back into your lawn. You will save on watering and lawn fertilisers, as well as time.



NOTE Not all features appear on all lawnmowers.

TRADE IN TRADE UP

MINIMUM
\$50*
TRADE IN

*Visit titu.com.au for full details.
— Valid from —
1 Oct - 30 Nov 2025

T&C's apply.



We are committed to **quality and performance**. With our **consumer warranties**, you know exactly what is covered.

PRESIDENT® 1000 ST S18

Cut / Catch / Mulch

561723

Powered by Briggs & Stratton
140cc OHV Series™ 500E
RapidStart™ 4 stroke engine

460mm (18") steel chassis

Masport 4 Blade Disc System

Front 200mm (8") and Rear 200mm
(8") adjustable mono bearing wheels



PRESIDENT® 1500 ST S18

Cut / Catch / Mulch

565767

Powered by Briggs & Stratton
140cc OHV Series™ 575EX
ReadyStart™ 4 stroke engine

460mm (18") steel chassis

Masport 4 Blade Disc System

Front 200mm (8") and Rear 200mm
(8") adjustable dual bearing wheels



PRESIDENT® 3000 ST S19

Cut / Catch / Mulch

567794

Powered by Briggs & Stratton
150cc OHV Series™ 625EXi
ReadyStart™ 4 stroke engine

485mm (19") heavy duty steel chassis

Masport Quadcut® Blade Disc System

Front 200mm (8") and Rear 200mm
(8") adjustable dual bearing wheels



PRESIDENT® 3500 ST S19

Cut / Catch / Mulch

578703

Powered by Briggs & Stratton
163cc OHV Series™ 725EXi
ReadyStart™ 4 stroke engine

485mm (19") heavy duty steel chassis

Masport Quadcut® Blade Disc System

Front 200mm (8") and Rear 200mm
(8") adjustable dual bearing wheels



PRESIDENT® 2000 ST S18

Cut / Catch / Mulch

565830

Powered by Briggs & Stratton
150cc OHV Series™ 625EXi
ReadyStart™ 4 stroke engine

460mm (18") steel chassis

Masport 4 Blade Disc System

Front 200mm (8") and Rear 200mm
(8") adjustable mono bearing wheels



PRESIDENT® 2500 ST S19

Cut / Catch / Mulch

565928

Powered by Kohler Series XT775 IC
OHV 173cc Auto Choke 4 stroke engine

485mm (19") heavy duty steel chassis

Masport 4 Blade Disc System

Front 200mm (8") and Rear 200mm
(8") adjustable dual bearing wheels



PRESIDENT® 4000 ST S19

Cut / Catch / Mulch

565940

Powered by Briggs & Stratton
190cc OHV Series™ 875EXi
ReadyStart™ 4 stroke engine

485mm (19") heavy duty steel chassis

Masport Quadcut® Blade Disc System

Front 200mm (8") and Rear 200mm
(8") adjustable dual bearing wheels



PRESIDENT® 5000 ST S19

Cut / Catch / Mulch

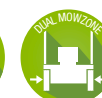
578706

Powered by Briggs & Stratton
190cc OHV Series™ 850 Professional I/C®
ReadyStart™ 4 stroke engine

485mm (19") heavy duty steel chassis

Masport Quadcut® Blade Disc System

Front 200mm (8") and Rear 200mm
(8") adjustable dual bearing wheels





We are committed to **quality and performance**. With our **consumer warranties**, you know exactly what is covered.



**PRESIDENT® 2000 ST S18 EZI-DRIVE
SELF PROPELLED**
Cut / Catch / Mulch

565812



Powered by Briggs & Stratton
140cc OHV Series™ 500E
RapidStart™ 4 stroke engine

460mm (18") heavy duty steel chassis

Masport 4 Blade Disc System

Front 175mm (7") and Rear 200mm
(8") adjustable mono bearing wheels



PRESIDENT® 3000 AL S18 COMBO
Cut / Catch / Mulch

578707



Powered by Briggs & Stratton
150cc OHV Series™ 625EXi
ReadyStart™ 4 stroke engine

460mm (18") heavy duty **ALUMINIUM**
non rust chassis

Masport Quadcut® Blade Disc System

Front 200mm (8") and Rear 200mm
(8") adjustable dual bearing wheels



PRESIDENT® 4000 AL S19 COMBO IC
Cut / Catch / Mulch

565727



Powered by Briggs & Stratton
190cc OHV Series™ 850 Professional I/C®
ReadyStart™ 4 stroke engine

485mm (19") heavy duty **ALUMINIUM**
non rust chassis

Masport Quadcut® Blade Disc System

Front 200mm (8") and Rear 200mm
(8") adjustable dual bearing wheels



**PRESIDENT® 3000 ST S19
SELF PROPELLED**
Cut / Catch / Mulch

564881



Powered by Briggs & Stratton
150cc OHV Series™ 625EXi
ReadyStart™ 4 stroke engine

485mm (19") heavy duty steel chassis

Masport Quadcut® Blade Disc System

Front 200mm (8") and Rear 220mm
(9") adjustable dual bearing wheels



**PRESIDENT® 4000 ST S19
ELECTRIC START SELF PROPELLED**
Cut / Catch / Mulch

567796



Powered by Briggs & Stratton
150cc OHV Series™ 575iS
InStart® 4 stroke engine**

485mm (19") heavy duty steel chassis

Masport Quadcut® Blade Disc System

Front 200mm (8") and Rear 220mm
(9") adjustable dual bearing wheels



2'N1 TIME SAVER - SERIES 6
Mulch / Side Discharge

572865



Powered by Series SIX
139cc OHV Auto Choke
4 stroke engine

460mm (18") heavy duty steel chassis

Masport Mulching Blade System

Front 200mm (8") and Rear 200mm
(8") adjustable mono bearing wheels



2'N1 TIME SAVER - DOV
Mulch / Side Discharge

572866



Powered by Briggs & Stratton Series™
750EX DOV® 161cc ReadyStart™
4 stroke engine

460mm (18") heavy duty steel chassis

Masport Mulching Blade System

Front 200mm (8") and Rear 200mm
(8") adjustable dual bearing wheels



RED SERIES



We are committed to **quality and performance**. With our **consumer warranties**, you know exactly what is covered.

POWERED by HONDA

LAWN MARSHALL

Cut / Catch

565824



Powered by Series FIVE
123cc OHV Auto Choke
4 stroke engine

420mm (16.5") steel chassis

Masport 2 Blade Disc System

Front 175mm (7") and
Rear 175mm (7") wheels



LAWN MARSHALL ST S18

Cut / Catch

565983



Powered by Series FIVE
123cc OHV Auto Choke
4 stroke engine

460mm (18") steel chassis

Masport 4 Blade Disc System

Front 175mm (7") and Rear 200mm
(8") adjustable dual bearing wheels



675 ST S19 2'N1

Cut / Catch / Mulch

561731



Powered by Honda GCV170 OHV
166cc Auto Choke 4 stroke engine

485mm (19") heavy duty steel chassis

Masport Quadcut® Blade Disc System

Front 200mm (8") and Rear 200mm
(8") adjustable dual bearing wheels

2 Year Engine Warranty



700 AL S19 2'N1

Cut / Catch / Mulch

565996



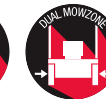
Powered by Honda GCV200 OHV
201cc Auto Choke 4 stroke engine

485mm (19") heavy duty aluminium
non rust chassis

Masport Quadcut® Blade Disc System

Front 200mm (8") and Rear 200mm
(8") adjustable dual bearing wheels

2 Year Engine Warranty



LAWN MARSHALL ST S18 M&C

Cut / Catch / Mulch

565984



Powered by Series SIX
139cc OHV Auto Choke
4 stroke engine

460mm (18") steel chassis

Masport 4 Blade Disc System

Front 200mm (8") and Rear 200mm
(8") adjustable dual bearing wheels



LAWN MARSHALL ST S18 M&C IC

Cut / Catch / Mulch

565985



Powered by Series SEVEN IC
159cc OHV Auto Choke
4 stroke engine

460mm (18") steel chassis

Masport 4 Blade Disc System

Front 200mm (8") and Rear 200mm
(8") adjustable dual bearing wheels



700 ST S19 2'N1 ELECTRIC START

Cut / Catch / Mulch

561721



Powered by Briggs & Stratton
150cc OHV Series™ 575iS
InStart® 4 stroke engine

485mm (19") heavy duty steel chassis

Masport Quadcut® Blade Disc System

Front 200mm (8") and Rear 200mm
(8") adjustable dual bearing wheels



UTILITY 460 ST S18 - 625

Side Discharge

572847



Powered by Briggs & Stratton
150cc OHV Series™ 625EXi
ReadyStart® 4 stroke engine

460mm (18") heavy duty steel chassis

Masport Quadcut® Blade Disc System

Front 175mm (7") and Rear 175mm
(7") adjustable dual bearing wheels





We are committed to **quality and performance**. With our **consumer warranties**, you know exactly what is covered.

FEEL THE **POWER OF 60V**

Masport supports the 60V product with industry leading warranties, including 5 years for the tool, and 3 years for the battery and charger. This way, you can ensure peace of mind when investing in the Masport 60V range of products.



3 YEAR BATTERY AND CHARGER WARRANTY



5 YEAR TOOL WARRANTY

8/0 SERIES 500
Cut / Catch / Mulch

565886



Powered by Kohler
173cc OHV Series XT775 IC
4 stroke engine

485mm (19") heavy duty steel chassis

Masport 4 Blade Disc System

Front 175mm (7") and Rear 200mm (8") adjustable dual bearing wheels



8/0 SERIES 500 SELF PROPELLED
Cut / Catch / Mulch

565937



Powered by Kohler
173cc OHV Series XT775 IC
4 stroke engine

485mm (19") heavy duty steel chassis

Masport 4 Blade Disc System

Front 200mm (8") and Rear 220mm (9") adjustable dual bearing wheels



MASPORT 60V ST 18" 2.5Ah KIT
Cut / Catch / Mulch / Side Discharge

561811



60 volt 0.75 kilowatt with load sensing technology
Powered by Masport 60V AEROCORE
2.5Ah Lithium-ion battery
Includes - 3 x Masport 60V Max 2.5Ah AEROCORE
Li-ion Batteries, 1 x Masport 60V 2.5A AEROCORE
Battery Charger and 1 x BONUS Masport 60V 5A
AEROCORE Fast Battery Charger

460mm (18") heavy duty steel chassis

Masport 2 Blade Disc System

Front 200mm (8") and Rear 200mm (8") adjustable mono bearing wheels



MASPORT 60V AL 18" 2'N1 2.5Ah KIT
Cut / Catch / Mulch

561803



60 volt 0.75 kilowatt with load sensing technology
Powered by Masport 60V AEROCORE
2.5Ah Lithium-ion battery
Includes - 3 x Masport 60V Max 2.5Ah AEROCORE
Li-ion Batteries, 1 x Masport 60V 2.5A AEROCORE
Battery Charger and 1 x BONUS Masport 60V 5A
AEROCORE Fast Battery Charger

460mm (18") heavy duty **ALUMINIUM**
non rust chassis

Masport 2 Blade Disc System

Front 200mm (8") and Rear 200mm (8") adjustable mono bearing wheels



8/0 SERIES HL900
Cut / Catch / Mulch

565709



Powered by Kohler
173cc OHV Series XT775 IC
4 stroke engine

485mm (19") heavy duty aluminium
non rust chassis

Masport Quadcut® Blade Disc System

Front 200mm (8") and Rear 200mm (8") adjustable dual bearing wheels



UTILITY 530 IC
Side Discharge

572858



Powered by Kohler
173cc OHV Series XT775 IC
4 stroke engine

530mm (21") heavy duty steel chassis

Masport Quadcut® Blade Disc System

Front 200mm (8") and Rear 200mm (8") adjustable dual bearing wheels



MASPORT 60V ST 19"
Cut / Catch / Mulch / Side Discharge

565857



60 volt 1.2 kilowatt with load sensing technology
Powered by Masport 60V Max AEROCORE 5Ah
Lithium-ion battery
Battery charger included - output: 60V, 2.5A
Runtime: up to 50 minutes - 5Ah battery (no load)**

485mm (19") heavy duty steel chassis

Masport 2 Blade Disc System

Front 200mm (8") and Rear 200mm (8") adjustable dual bearing wheels



MASPORT 60V ST 18" SELF PROPELLED
Cut / Catch / Mulch / Side Discharge

565858



60 volt 1.2 kilowatt with load sensing technology
Powered by Masport 60V Max AEROCORE 5Ah
Lithium-ion battery
Battery charger included - output: 60V, 2.5A
Runtime: up to 45 minutes - 5Ah battery (no load)**

460mm (18") heavy duty steel chassis

Masport 2 Blade Disc System

Front 175mm (7") and Rear 200mm (8") adjustable mono bearing wheels





PRO POWER ST S19 159 2'N1
Cut / Catch / Mulch

561722



Powered by Series SEVEN IC OHV
159cc Auto Choke 4 stroke engine

485mm (19") heavy duty steel chassis

Masport Quadcut® Blade Disc System

Front 200mm (8") and Rear 200mm
(8") adjustable dual bearing wheels



PRO POWER AL S19 850 IC
SELF PROPELLED 2'N1
Cut / Catch / Mulch

565828



Powered by Briggs & Stratton
190cc OHV Series™ 850 Professional I/C®
ReadyStart™ 4 stroke engine

485mm (19") heavy duty
ALUMINIUM non rust chassis

Masport Quadcut® Blade Disc System

Front 200mm (8") and Rear 220mm
(9") adjustable dual bearing wheels



PRO POWER AL S21 850 IC VARIABLE
SPEED SELF PROPELLED 3'N1
Cut / Catch / Mulch / Rear Discharge

565829



Powered by Briggs & Stratton
190cc OHV Series™ 850 Professional I/C®
ReadyStart™ 4 stroke engine

540mm (21") heavy duty
ALUMINIUM non rust chassis

Masport Quadcut® Blade Disc System

Front 200mm (8") and Rear 220mm
(9") deep tread adjustable
dual bearing wheels



PRO POWER ST S19 224 2'N1
Cut / Catch / Mulch

565986



Powered by 224cc OHV Series TEN IC
4 stroke engine

485mm (19") heavy duty
steel chassis

Masport Quadcut® Blade Disc System

Front 200mm (8") and Rear 200mm
(8") adjustable dual bearing wheels



PRO POWER AL S19 850 IC 2'N1
Cut / Catch / Mulch

565888



Powered by Briggs & Stratton
190cc OHV Series™ 850 Professional
I/C® ReadyStart™ 4 stroke engine

485mm (19") heavy duty **ALUMINIUM**
non rust chassis

Masport Quadcut® Blade Disc System

Front 200mm (8") and Rear 200mm
(8") adjustable dual bearing wheels



PRO POWER ST S21 UTILITY 850
Side Discharge

572857



Powered by Briggs & Stratton
190cc OHV Series™ 850 Professional I/C®
ReadyStart™ 4 stroke engine

530mm (21") heavy duty
steel chassis

Masport Quadcut® Blade Disc System

Front 200mm (8") and Rear 200mm
(8") adjustable dual
bearing wheels



PROSMART ST S19 SELF PROPELLED
ELECTRIC START
Cut / Catch / Mulch

561745



Powered by Briggs & Stratton
140cc OHV Series 475iSi Integrated
InStart® 4 stroke engine

485mm (19") heavy duty steel chassis

Masport Quadcut® Blade Disc System

Front 200mm (8") and Rear 220mm (9")
adjustable mono bearing wheels





CONTRACTOR SERIES S21*

Built tough, made to last. Great gardens and professional looking landscapes demand equipment that is hardworking and reliable.



STEEL REAR DISCHARGE CHUTE

Designed to work without a catcher or mulch plug, the rear discharge chute will spread the grass across the full width of the chute and direct the cut grass toward the ground. This allows the user to mow at any height without the need to stop mowing to empty a catcher, reducing mowing time and running costs, plus recycling the cut grass.



BOLT IN AXLES

The front axle is held firmly in place with steel bearing plates bolted directly to the chassis, which also securely retains the plastic axle pivot bush tight. The rear axle is bolted directly to the chassis through the rear bearing chassis, providing a strong fix to the mower.




ROBUST HANDLES, HEAVY DUTY CONTROLS & CABLES

Large diameter and heavier gauge upper and lower handles withstand the heavy forces applied to provide extra durability. The lower handle has additional bracing, reducing any lateral movement. The heavy duty control and cables are extremely robust and resilient to breakage and wear, providing greater longevity.



GT AGILITY PRO 3 SPEED COMMERCIAL TRANSMISSION*

A commercial grade, all metal, constant mesh, oil lubricated, cone clutch gearbox featuring precision bearings to the shafts. Designed for commercial applications, it provides reliability and durability. Ground speeds at 3200rpm are: 1st - 3.74 km/h, 2nd - 5.11 km/h, 3rd - 6.63 km/h, providing the perfect speed-to-job ratio demanded by contractors and homeowners with large yards. * Self Propelled models only



PROFESSIONAL CAST ALUMINIUM WHEELS & PRECISION BEARINGS*

Professional grade, heavy duty, cast aluminium 8" front & 9 1/4" rear wheels with synthetic rubber tyres are extremely tough and are designed to operate under commercial conditions. Each wheel is complemented by dual 6202 precision sealed bearings, making the mower easy to push, virtually maintenance free and long lasting. *540mm (21") models only



BUMPERS

A front bumper and engine guard* offer protection to the cutting chassis, front axle and engine. These bumpers also provide a valuable lifting handle and tie down point to secure the mower.



LARGE CAPACITY DACRON CATCHER

The double lined Dacron catcher with dust cover holds 80L. The fabric catcher improves airflow maintaining catching performance, while the dust cover directs airflow downwards, reducing dust updraft for the operator.

CONTRACTOR® ST S21 3'N1 SELF PROPELLED B&S Cut / Catch / Mulch / Rear Discharge

564929



Powered by Briggs & Stratton 190cc OHV Series™ 850 Professional I/C® ReadyStart™ 4 stroke engine

540mm (21") deep draw heavy duty steel chassis

Masport Quadcut® Blade Disc System

Front 200mm (8") and Rear 225mm (9") wheels with synthetic rubber tyres and precision 6202 sealed ball bearings



CONTRACTOR® AL S19 3'N1 Cut / Catch / Mulch / Rear Discharge

565964



Powered by Briggs & Stratton 190cc OHV Series™ 850 Professional I/C® ReadyStart™ 4 stroke engine

485mm (19") heavy duty **ALUMINIUM** non rust chassis

Masport Quadcut® Blade Disc System

Front 200mm (8") and Rear 200mm (8") adjustable dual bearing wheels



CONTRACTOR SERIES WARRANTY

DOMESTIC

- 5 YEAR Mower parts & Gearbox
- 5 YEAR Briggs & Stratton 850 Professional engine

COMMERCIAL

- 1 YEAR Mower parts & Gearbox
- 2 YEAR Briggs & Stratton 850 Professional engine

HANDHELD



CLEVELAND 18"

552803

13mm - 56mm cutting range
460mm (18") cutting width

Heat treated alloy steel 6 blade cutting cylinder and bottom blade.

Resharpenable blades ensure continuous and precise cutting and a long working life

9" Cast Alloy wheels with solid rubber tyres
Strong steel drive pinions



TRADE IN TRADE UP

MINIMUM
\$50*
TRADE IN

*Visit titu.com.au for full details.
— Valid from —
1 Oct - 30 Nov 2025

T&C's apply.

Masport

**CYLINDER
MOWERS**

2 YEAR WARRANTY

400 RRR

019108

Powered by Briggs & Stratton 127cc OHV Series
550 I/C® horizontal shaft engine

405mm (16") cutting width, Standard cut: 124
per metre 7 - 30mm cutting height

Centrifugal clutch reel engagement

Steel 6 blade cutting reel

205mm diameter rubber lined split steel rear roller

Single bail drive system



500L RRR

019115

Powered by Loncin 196cc OHV engine

505mm (20") cutting width, Standard cut: 124 per
metre 7 - 30mm cutting height

Centrifugal clutch reel engagement

Steel 6 blade cutting reel

205mm diameter rubber lined split steel rear roller

Single bail drive system



500 RRR

019113

Powered by Briggs & Stratton 163cc OHV
5.0HP I/C® engine

505mm (20") cutting width, Standard cut: 124 per
metre 7 - 30mm cutting height

Centrifugal clutch reel engagement

Steel 6 blade cutting reel

205mm diameter rubber lined split steel rear roller

Single bail drive system



500 GOLF

019111

Powered by Briggs & Stratton 163cc OHV
5.0HP I/C® engine

505mm (20") cutting width, Standard cut: 207
per metre 4 - 30mm cutting height

Centrifugal clutch reel engagement

Steel 10 blade cutting reel

195mm diameter split steel rear roller

Single bail drive system



500 RRR - HONDA GX160

019112

Powered by Honda 163cc
GX160 engine

505mm (20") cutting width, Standard cut:
124 per metre 7 - 30mm cutting height

Centrifugal clutch reel engagement

Steel 6 blade cutting reel

205mm diameter rubber lined
split steel rear roller

Single bail drive system



660 RRR

019114

Powered by Briggs & Stratton 163cc
OHV 5.0HP I/C® engine

660mm (26") cutting width, Standard cut:
124 per metre 7 - 30mm cutting height

Centrifugal clutch reel engagement

Steel 6 blade cutting reel

205mm diameter rubber lined
split steel rear roller

Single bail drive system



MC900 CHIPPER HONDA GX200 ELECTRIC START

BIO2036

Powerful Honda GX200 5.5HP 196cc electric start engine

70mm chipping capacity

Self feeding hopper

3 chipping blades

Twin belt drive

MC900 CHIPPER HONDA GX200

BIO2033



Powerful Honda GX200 5.5HP 196cc engine

70mm chipping capacity

Self feeding hopper

3 chipping blades

Twin belt drive



OPTIONAL TOW HITCH

5.0HP CHIPPER SHREDDER HONDA

BIO2026



Powerful 5.0HP 163cc Honda GX160 engine

Double chipper blades
Larger branches can be fed through the 50mm x 50mm chipper chute

Large wheels and hopper handle

9 flail hammer blades

V-Belt drive system



OPTIONAL BAR GRATE

5.5HP CHIPPER SHREDDER

BIO2027



Powered by Loncin 5.5HP 196cc OHV engine

Double chipper blades
Larger branches can be fed through the 50mm x 50mm chipper chute

Large wheels and hopper handle

9 flail hammer blades

V-Belt drive system



OPTIONAL BAR GRATE

6.0HP CHIPPER SHREDDER

BIO2021



Powerful 6.0HP 205cc OHV I/C® Briggs & Stratton engine

Double chipper blades
Larger branches can be fed through the 50mm x 50mm side chute

Large wheels and hopper handle

9 flail hammer blades

V-Belt drive system



BAR GRATE INCLUDED

Masport CHIPPERS

Highly manoeuvrable thanks to its balanced design and large heavy duty 295mm wheels



1270mm High discharge chute with adjustable deflector allows users to discharge the chips straight into a wheelie bin, trailer or directly onto the garden bed

Large heavy duty cutting disk with 3 tool steel chipping blades makes for fast self feeding chipping performance

Optional Accessories

- Chipper Collection Bag
- Tow Hitch Kit

MH21 HEDGE TRIMMER
553384



22.2cc 0.7kW engine	3-way adjustable handle allows optimal grip in every working position
550mm cutting length	Laser cut, diamond-sharpened blades made of special hardened steel
Anti Vibration System	Optimally balanced weight

MB26 PETROL BLOWER
553369



25.4cc 0.7kW engine	High capacity blowing power
Up to 265 km/h air speed	High tolerance engine crafted with precision engine bearings
Two interchangeable blower tubes	Lightweight and easy to use



We are committed to **quality and performance**. With our **consumer warranties**, you know exactly what is covered.



MC140 14” PETROL CHAINSAW
553380



40cc 1.5kW / 2.0HP engine	14” (35cm) Oregon bar and 3/8” LP chain
Easy start system	Walbro carburettor
Anti vibration system	Side chain tensioner

MC342 16” PETROL CHAINSAW
553381



41.9cc 1.7kW / 2.3HP engine	16” (40cm) Oregon bar and 3/8” LP chain
Side chain tensioner	Walbro carburettor
Anti vibration system	Easy start system
Forged crankshaft for maximum wear resistance	Ready to start switch

MC546 18” PETROL CHAINSAW
553382



46.5cc 2.0kW / 2.7HP engine	18” (45cm) Oregon bar and 0.325” chain
Magnesium crankcase	Side chain tensioner
Three-part forged crankshaft for maximum wear resistance	Anti vibration dampening system
Easy start system	Ready to start switch
Walbro carburettor	Decompression valve

MC556 20” PETROL CHAINSAW
553383



55.5cc 2.4kW / 3.2HP engine	20” (50cm) Oregon bar and 0.325” chain
Magnesium crankcase	Side chain tensioner
Three-part forged crankshaft for maximum wear resistance	Anti vibration dampening system
Easy start system	Ready to start switch
Walbro carburettor	Decompression valve

Masport®

PETROL CHAINSAWS

Fast, powerful and extremely robust. Unleash unstoppable cutting power with our range of high-performance chainsaws. Engineered for professionals, these products deliver unmatched precision, durability, and efficiency. Whether you’re felling trees, trimming branches, or cutting firewood, Masport chainsaws are designed to tackle the toughest jobs with ease.

Masport®

BULL HANDLE & CURVED SHAFT LINE TRIMMERS



MT40BH BULL BAR HANDLE BRUSHCUTTER

Trimming / Lawn edging / Wild growth / Bushes

553374



Powerful brushcutter with enormous power reserves

40cc 1.5kW Strato charged 2 stroke engine

High quality bevel gear

Tool-less handle adjustment

Slotted aluminium clutch housing

Easy to load rapid feed line trimmer head and 3 tooth grass blade included

Ergonomic bull bar handle

Includes: 3 tooth grass blade, rapid feed line trimmer head and double strap shoulder harness

MT23C CURVED SHAFT TRIMMER

Trimming / Lawn edging

553370



22.5cc 0.7 kW 2 stroke engine

Slotted aluminium clutch housing

Easy start system

Ergonomic all round grip on the handle

Bump feed line trimmer head

Split shaft for easy transport and storage (not attachment capable)



5 YEAR WARRANTY
MASPORT HANDHELD PRODUCTS

Masport®

SPLIT SHAFT LINE TRIMMERS & ACCESSORIES



MT23SS SPLIT SHAFT LINE TRIMMER

Trimming / Lawn edging / Light undergrowth

553371



22.5cc 0.7 kW 2 stroke engine

Excellent quality bevel gear

2 stroke engine with easy start system

Ergonomic all round grip on the handle

Easy to load rapid feed line trimmer head and 3 tooth grass blade included

Includes: 3 tooth metal grass blade, rapid feed line trimmer head and single strap shoulder harness

Quick coupling for easy replacement of up to 5 variable system tools

MT26SS SPLIT SHAFT LINE TRIMMER

Trimming / Lawn edging / Light undergrowth

553372



26cc 0.8 kW 2 stroke engine

Excellent quality bevel gear

2 stroke engine with easy start system

Ergonomic all round grip on the handle

Easy to load rapid feed line trimmer head and 3 tooth grass blade included

Includes: 3 tooth metal grass blade, rapid feed line trimmer head and single strap shoulder harness

Quick coupling for easy replacement of up to 5 variable system tools

SPLIT SHAFT ACCESSORIES

BC GARDEN CULTIVATOR ATTACHMENT

552790



BC EDGER ATTACHMENT

552793



BC POLE PRUNING ATTACHMENT

552792



BC HEDGE TRIMMER ATTACHMENT

552922



BC 1M POLE EXTENSION

552796



Masport®

GARDENING MAINTENANCE



RIDE ON MOWERS



PETROL EDGER - LONCIN

550919

Powered by Loncin 80cc horizontal shaft OHV engine

Ten position height control and large cutting range. Cutting Range: 2cm above ground to 6cm below ground

240mm (9.5") Bar Blade

Single lever height control system adjustable from operating position 150mm (6") front and 200mm (8") rear ball bearing wheels



7 TONNE LOG SPLITTER

552608



2300W, 230V motor

320mm (12.5") max log diameter
520mm (20") max log length
Hydraulic 7 tonne ram return is spring loaded

Electric power means less noise and no fumes. Can also be used indoors or in covered areas

Splits most logs in less than 12 seconds

Wheels for portability



4 WAY SPLITTING
ATTACHMENT

PETROL EDGER - BRIGGS & STRATTON

550913

Powered by Briggs & Stratton 127cc OHV Series 550 I/C® horizontal shaft engine

Ten position height control and large cutting range. Cutting Range: 2cm above ground to 6cm below ground

240mm (9.5") Bar Blade

Single lever height control system adjustable from operating position 150mm (6") front and 200mm (8") rear ball bearing wheels



4 WAY HOME GARDENER

550905

Powered by Briggs & Stratton 127cc OHV Series 550 I/C® horizontal shaft engine

280mm (11") tilling width without outside tines 430mm (17") tilling width standard

Sturdy shaft drive with worm-drive gearbox transmission

Lightweight - 46.3kg

Simple controls and rugged construction



ACCESSORIES INCLUDED



Aerator

Lawn Edger

Cleaning Brush

Tines

TTM108SH V-TWIN Mulch / Side Discharge

553300

Masport MVT500 Series 586cc V-Twin 19HP engine

42" (108cm) steel side side discharging cutting deck

Alloy spindle housing

Tuff Torq® K46 transmission

Electromagnetic clutch

7.5L fuel capacity



TTM108SH

553385

Mulch or Side Discharge.
Masport 15HP single cylinder engine

R7-65.8 HD* Catch / Rear Discharge

12748745

Briggs & Stratton 223cc 950E Series engine

62cm (24") steel rear discharge cutting deck

Manual blade engagement

Foot hydrostatic T1 transmission

4 position cutting height adjustment

1.1L fuel capacity



*Designed for domestic use on well-maintained lawns. Not suitable for rough terrain, overgrown grass, or commercial mowing applications.

NEW

TTM102RH V-TWIN Mulch / Rear Discharge

553387

Masport MVT500 Series 586cc V-Twin 19HP engine

40" (102cm) steel rear discharging cutting deck

Alloy spindle housing

Tuff Torq® K46 transmission

Electromagnetic clutch

7.5L fuel capacity



TTM98SH Mulch / Side Discharge

553299

Masport M400 Series 452cc single cylinder 15HP engine

38" (98cm) steel side discharging cutting deck

Alloy spindle housing

Tuff Torq® K46 transmission

Electromagnetic clutch

7.5L fuel capacity



TTM98SM

553386

Mulch or Side Discharge.
5 Speed Manual Transmission
Masport 12HP single cylinder engine

The Masport logo is located in the top left corner of the dark blue overlay. It features the word "Masport" in a stylized, italicized white font with a registered trademark symbol.

PRESIDENT®



MOST SATISFIED CUSTOMERS
LAWN MOWERS 2023



WARRANTY AND DISCLAIMER

All Masport products carry a manufacturer's warranty. Please refer to your warranty card supplied with each product for details and conditions for specific models.

This brochure supersedes all previous Masport Lawn & Garden range brochures. Product specification, colours and prices are subject to change without prior notification. Not all models may be stocked at all stores. Whilst care has been taken in the preparation of this document, Masport is constantly improving and updating its product range, therefore model specifications may vary and should be checked at time of purchase.

Masport products are covered by the following design registrations: 405399, 407916, 407917, 411355, 411354, 417631, 418171, 407915, 407913, 411353, 414788, 414789, 414790, 414791, 414792, and patents: 330634, 570911, 589942/590235, 605098, 605114.

Order No. 543933

Masport Australia Pty Limited
PO BOX 533, Braeside, Victoria 3195, Australia
P 1300 366 225 | E csau@masport.com.au