



TT2000 KBH Dry Fertilizer Auger Tender Manual



The KBH Corporation

P.O. Box 670, Clarksdale, MS 38614

800-843-5241 www.kbhequipment.com

062118



TABLE OF CONTENTS

1. Cover
2. Table of Contents
3. Trailer Information
4. Preventive Maintenance Schedule
5. Operation
6. Accessories Parts
7. Discharge Auger Parts
8. Hydraulic System Parts
9. Belly Auger Parts
10. Tarp System Parts
11. Decal Warning High Pressure Fluid
Decal Attention Maintain Proper Operating Pressure
12. Decal Danger Entanglement Hazard
Decal Important Adjusting of Ratchets for Set-Up Only
13. Decal Danger Entanglement Hazard
Decal Warning Wheel Installation
14. Decal Important Check Valve Pressure
15. Decal Caution Fall Hazard
Decal Warning Keep Hands Clear
Decal Danger Stay Out of Hopper
16. Decal Poor Fuel Voids Engine Warranty – See Engine Guide

TRAILER INFORMATION

CUSTOMER UNIT #:

VIN:

KBH SERIAL #:

ENGINE MAKE AND #:

DATE OF MANUFACTURE:

DATE OF DELIVERY:

NOTES:

NOTES:

NOTES:

NOTES:

Preventive Maintenance Schedule

<i>Daily</i>	Pressure wash trailer frame and hoppers to remove fertilizer including door tracks
<i>Daily</i>	Attach water hose to discharge auger fitting & run at max RPM for 5 minutes
<i>Daily</i>	Check diesel and engine oil
<i>Weekly</i>	Grease brake slack adjusters (4 zerks per axle)
<i>Weekly</i>	Check tire pressure – maintain 120 psi
<i>Weekly</i>	Check lug nuts – maintain (see page 13 decal for specs)
<i>Weekly</i>	Check lights and brake hoses and fittings. Check brake linings and adjustment.
<i>Weekly</i>	Discharge auger – grease bottom, hanger and top bearings
<i>Weekly</i>	Belly auger – grease front and rear bearings. Side Auger – and hanger bearing
<i>Weekly</i>	Check hydraulic pressure at valves Belly auger maintain 2500 psi Discharge auger maintain 2500 psi
<i>Weekly</i>	Side Fold – grease all pivot points (6 zerks)
<i>Weekly</i>	Vibrators – test for proper operation
<i>Weekly</i>	Check stainless steel hoppers for hammer marks
<i>Weekly</i>	Check hydraulic oil level in reservoir
<i>Weekly</i>	Check that all guards or other safety devices and decals are in place and functioning properly
<i>Monthly</i>	Start and idle engine for 5 minutes to lubricate turbo charger
<i>Semiannually</i>	Change exterior filter on hydraulic oil reservoir
<i>Semiannually</i>	Bleed brake air tank to prevent rusting
<i>Annually</i>	Change engine oil, change oil filter and fuel filter
<i>Annually</i>	Clean interior stainless steel strainer in oil reservoir

Operation

- Before operation check that daily, weekly, semiannually and annually maintenance and inspections are complete
- Open tarp
- Make sure all personal are clear of trailer and moving parts. Check that no one is in hopper.
- Start engine and idle to lubricate turbo charger
- Throttle up
- Check that clean out doors are closed
- Start discharge auger
- Start belly auger (if unloading front hopper)
- Adjust discharge auger to desired unload height
- Start flow of material by opening door of hopper to be unloaded. Unload one hopper at a time. Regulate rate of unload by door opening.
- Stop discharging product by closing door in use. Allow 15 seconds of auger cleanout before stopping auger(s)
- Lower auger
- Throttle engine down to idle and shut off engine
- Close tarp

If Discharge Auger Become Clogged

- Close both hopper doors
- Lower auger
- Open clean out doors
- **NEVER** enter the hopper with the engine running!
- Turn **hydraulic flow** control valve counter clockwise. Activate discharger auger valve. This will turn the discharge auger in reverse. Repeating to activate the discharge auger in reverse should unclog the auger.
- When auger is cleared, remember to turn **hydraulic flow control valve** clockwise for proper unloaded of product.

Accessories Parts

Part # Description

121158	MUD FLAP WITH KBH LOGO AND SLOTTED MOUNTING HOLE
MBP005 4	HYDRAULIC HOSE CLAMP
121139	AUGER / TAIL LIGHT GROMMET (PRE 2018 MODEL)
121237	AUGER LIGHT BRACKET (PRE 2018 MODEL)
121372	AUGER LIGHT - AMBER STROBE LIGHT (PRE 2018 MODEL)
121428	PLUG FOR AMBER LIGHT
136208	DIESEL FUEL TANK 20 GALLON, INCLUDES FITTINGS & CAP
149001	BATTERY BOX - PLASTIC
121408	DOCUMENT HOLDER 3.5" X 12" ROUND
FH173	SS AGITATION ROD AND HANDLE
114044	DIESEL / GAS LINE HOSE 5/16" x 25'
FH153	THROTTLE HANDLE EXTENSION KIT W/ BRACKET (DEUTZ) RETRO FIT KIT
FH156	THROTTLE HANDLE EXTENSION ONLY
FHSA202	ELECTRIC VIBRATOR RETRO FIT KIT (2) Vibrators, SS brackets, push buttons, wires
FHSA204	HYDRAULIC VIBRATOR RETRO FIT KIT (2) Vibrators, SS brackets, valves
103036	TRAILER WIRING HARNES COMPLETE FRONT TO BACK OF TRAILER
121238	ELECTRIC VIBRATOR ONLY (1)
150006	5 PORT LUBE BLOCK
150008	90 DEGREE LUBE LINE QUICK CONNECT 1/8 MPT
151266	2 BUTTON VIBRATOR CONTROL BOX WITH WIRING
150010	1/8 NPT STRAIGHT GREASE FITTING
150009	1/4" NYLON LUBE HOSE 625 PSI (100') 88' / TN

NEW PARTS – STACK VALVES

117235	6 SECTION STACK VALVE (STANDARD TENDER)
117236	7 SECTION STACK VALVE (SIDE FOLD)
117237	10 SECTION STACK VALVE (3 & 4 HOPPER)



Discharge Auger Parts









Part # Description




100016	1.5" 4 BOLT FLANGE SS BEARING W/ PLASTIC HOUSING
124020	FLANGE BEARING GASKET
116166	2" X 12" HYDRAULIC CLEAN OUT DOOR CYLINDER 1 1/8" ROD
117071	HYDRAULIC MOTOR DISCHARGE AUGER
100030	1.5" 4 BOLT FLANGE BEARING
121050	1.5" X 9 3/8" DRIVE SHAFT MILD STEEL
121118	1.5" X 9 3/8" DRIVE SHAFT SS STEEL
121049	1.5" X 11.5" HANGER SHAFT (BETWEEN 138" & 144" SCREW)
121051	1.5" X 12.5" STUB SHAFT
147050	SPLIT MILD STEEL AUGER / MOTOR COUPLING
147051	SPLIT SS AUGER / MOTOR COUPLING
121083	DISCHARGE AUGER SCREW 138" SCH 80 TOP DISCHARGE SCREW 3/32 EDGE
121085	SS / CARBON 144" DISCHARGE SCREW SCH 80 FIRST 24" OF SCREW SS
111034	1018 KEY 3/8" X 3/8" X 3"
121119	1.5" HANGER 9" SS HANGER WITH GREASE TUB
121053	1.5" HANGER 9" HANGER WITH GREASE TUB
121090	1.5" BRONZE HANGER BEARING
124011	CLEAN OUT DOOR - 1/2" X 13 5/16" X 18" PLASTIC BLK UHMW WITH HOLES
FHSA137	DISCHARGE AUGER KIT (STAINLESS STEEL)
FH128	DISCHARGE AUGER HANGER PIN
FHSA127	DISCHARGE AUGER KIT (MILD STEEL)
FASA200	HYDRAULIC CLEAN OUT DOOR KIT
FHSA231	CLEAN OUT DOOR WITH TAB - 1/2" X 13 5/16" X 18" PLASTIC BLK UHMW WITH HOLES

Hydraulic System Parts

Part # Description

	121429	HYDRAULIC VIBRATOR
	117112	HYDRAULIC VIBRATOR VALVE
	117021	DISCHARGER AUGER VALVE - SINGLE SPOOL VALVE
	117113	TOP HOPPER DOOR VALVE - TOW SPOOL VALVE
	117016	VALVE HANDLE BRACKET - CASTING
	117017	LINK AND PIN KIT FOR VALVE HANDLE
	117200	LINK AND PIN KIT FOR VALVE HANDLE - STAINLESS STEEL
	117018	VALVE HANDLE - CROSS
	117175	SEAL KIT FOR HYDRAULIC MOTORS - BELLY AND DISCHARGE
	117235	6 Bank Valve – Operates Top & Bottom Doors, Auger Cylinder, Vibrators
	117071	HYDRAULIC MOTOR - DISCHARGE AUGER
	117072	HYDRAULIC MOTOR - BELLY AUGER
	117182	2 SPOOL VALVE FOR BELLY AUGER AND REAR CYL RAISE/LOWER VALVE
	117185	HAYES PUMP DRIVE FOR DEUTZ ENGINE
	126378	WEBSTER HYDRAULIC PUMP FOR DEUTZ ENGINE
	126501	WEBSTER HYDRAULIC PUMP FOR ISUZU ENGINE
	117199	PUMP REPAIR KIT (2 kits per pump)
	116144	2" X 12" HYDRAULIC CYLINDER LESS CLEVIS FOR HOPPER DOORS
	116166	2" X 12" HYDRAULIC CYLINDER W/ CLEVIS FOR CLEAN OUT DOORS 1 1/8" ROD
	116150	3" X 36" HYDRAULIC CYLINDER FOR REAR AUGER LIFT 1 1/2" ROD
	FHSA203	AUGER REVERSE KIT
	MB107	HYDRAULIC RESERVOIR
	108006	1.25" SPIN ON FILTER COMPLETE
	108008	1.5" SUCTION STRAINER (BOTTOM SUCTION OF OIL RESERVOIR)
	112171	1/2" MPT TO FPT TO FPT TEE
	109001	3000 PSI HYDRAULIC PRESSURE GUAGE
	123071	.75" X .5" STEEL MERCH HEX BUSH
	112024	3/8" 37 X 1/4" MPT ELL 90
	112027	3/4" 37 X 3/4" MPT ELL 90 SQUARE SHOULDER
	112031	1" MPT X 1" MJIC



112019	.75" MP X .75" MJ FITTING
112047	1" ORB X .75" MJIC FITTING
112051	.75" MJIC X .75" O-RINT FTG
112053	3/8" BULKHEAD NUT
112055	1/4" FPT X 3/8" 37 BKHD FTG
112061	3/8" MPT X 3/8" FPT 90 SWIVEL
112039	1.5" HOSE X 1.25" ORB ELL 90
112102	1/2" MPT X 1/2" FPT .031 RES
114036	1.5" 1-WIRE SUCTION 4'
117170	POWER BEYOND SLEEVE FOR HYD DOOR VALVE TO CLEANOUT DOOR VALVE
	TO ALLOW FLOW TO TRANSFER OUT

Belly Auger Parts

Part # Description






FHSA126	BELLY AUGER KIT (MILD STEEL)
FHSA200	HYDRAULIC CLEAN OUT DOOR KIT
124020	FLANGE BEARING GASKET
117072	HYDRAULIC MOTOR - BELLY AUGER
100030	1.5" 4 BOLT FLANGE BEARING
121082	SS/CARBON 106" SCREW 9'9" RH X 106" SCH 40 PIPE - FIRST / LAST 18" SS
121050	1.5" X 9 3/8" DRIVE SHAFT MILD STEEL
121118	1.5" X 9 3/8" DRIVE SHAFT SS STEEL
147051	SPLIT SS AUGER / MOTOR COUPLING
111034	1018 KEY 3/8" X 3/8" X 3"
116166	2" X 12" HYD CLEAN OUT DOOR CYLINDER 1 1/8" ROD WITH CLEVIS
124011	CLEAN OUT DOOR - 1/2" X 13 5/16" X 18" PLASTIC BLK UHMW WITH HOLES
FHSA136	BELLY AUGER KIT (STAINLESS STEEL)
FHSA231	CLEAN OUT DOOR WITH TAB - 1/2" X 13 5/16" X 18" PLASTIC BLK UHMW WITH HOLES

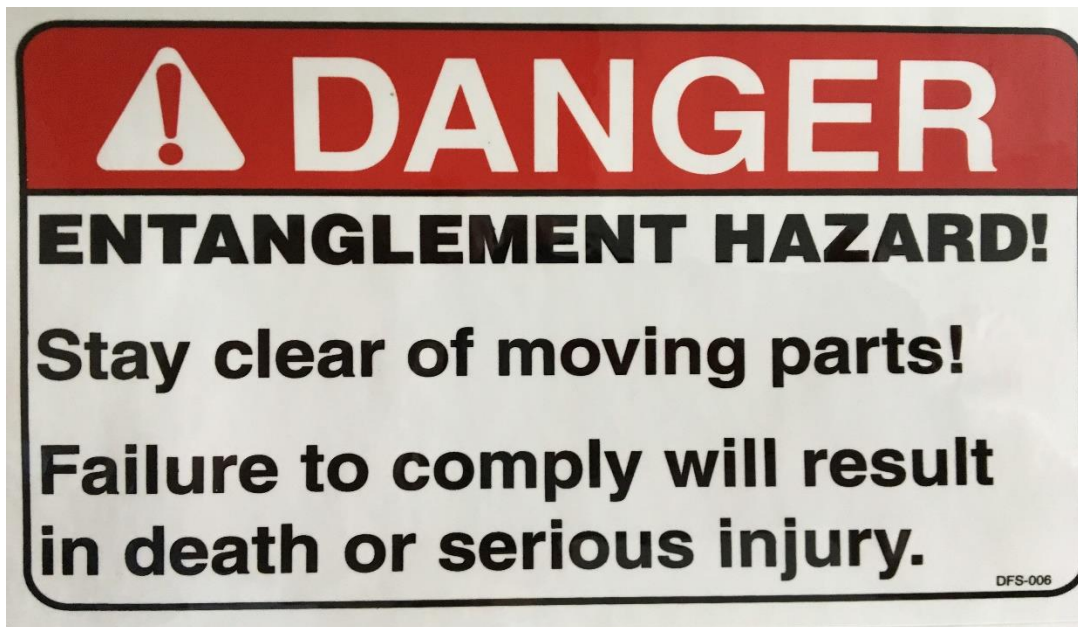
Tarp System Parts

Part # Description

148076	TARP BOW ONE PIECE (AGRI COVER) FOR TT1000
148009	V-CABLE BRACKET
148070	SRT2 STAINLESS STEEL CABLE
148008	V-CABLE FOR TENDER TARP
148015	23'8" RED TENDER TARP (2011 MODEL AND OLDER)
148066	SRT2 RATCHET ASSY WITH STRAP STAINLESS STEEL
148006	2" POLY STRAP X 2' WITH J HOOK
FH139	TARP CRANK PIPE
148064	TARP ONE PIECE (AGRI COVER) SRT TAPR 110 X 276 SRT-2A
148065	11' TARP HANDLE W/ FLEX DRIVE
148060	TARP COVER RIDGE STRAP
148069	AGRI COVER 3" ROLL TUBE COMPLETE
148068	SRT2 LONG TARP STOP ASSEMBLY
148067	SRT2 SHORT TARP STOP ASSEMBLY
PIP020	1 1/8" OD 16 GA GALV TUBE X 288"
148014	TARP RATCHET HANDLE FOR 2011 MODEL AND OLDER
148082	REAR CABLE SPOOL
148081	FRONT CABLE SPOOL
FH137	TARP PIPE 24' X 2" WITH U-JOINT
148055	TARP KIT LESS BOWS FOR TT1000
148016	U-JOINT ONLY FOR TARP
148075	PLASTIC CRANK HANDLE HOLDER ASSEMBER (SS-NYLON)

Warning Decals







IMPORTANT

**THIS VALVE IS FOR
CHECKING PRESSURE
ONLY. TO CHECK
PRESSURE, TURN
KNOB CLOCKWISE
UNTIL CLOSED.**

**PUSH VALVE HANDLE
IN REVERSE POSITION
& HOLD FOR 10-15
SECONDS & ADJUST
IF NEEDED. TURN
COUNTER CLOCKWISE
WHEN FINISHED.**



**POOR FUEL VOIDS
ENGINE WARRANTY**

SEE ENGINE GUIDE