

LEGACY HD PUMP - THE MOST DURABLE PUMP ON THE MARKET



Legacy HD heavy-duty, high pressure pumps are the outcome of years of research and development, resulting in a number of upgrades over previous pump models. Premium, long-life components and design features make the Legacy HD pump a standout among other high-pressure pumps. Tests prove it holds up better in rugged working conditions.

- Stronger crankcase housing with thicker aluminum cross members and mounting feet for added strength.
- Crankcase features longer overall length to ensure less stress on all parts and a longer life of the pump.
- Super-strong, two-piece connecting rods designed with double-feeder grooves to maximize lubrication for a dramatically cooler running pump.
- Oil level dipstick is vented allowing for heat expansion. Oil level sight glass allows for quick and easy oil inspection.
- Premium European-quality tapered roller bearings on both the drive-side and opposite drive-side of the pump allow for heavier and demanding loads while greatly reducing noise levels and heat build-up.
- Precision machined crankshafts for easy assembly and disassembly. Solid-shaft models have a full 55 mm shaft length to easily accept pulley and sheaves.
- Polished stainless-steel plunger rod reduces friction heat for a smoother and cooler operation.
- Precision-ground and highly-polished solid ceramic plungers designed to withstand dramatic temperature and pressure spikes.
- High-temperature, long life U-seals correctly fitted for each pump.
- Dacromet® finish on manifold bolts adds extra rust protection.
- Revolutionary forged-brass heads with exclusive "deep-well-sealing" valve caps eliminate any head pressure effects to the valve cap and valve cap thread.



LEGACY HD PUMP - GX SERIES



The most durable pump on the market.



PART NO.	MODEL NO.	GPM	PSI	HP	RPM	SHAFT	WT (LBS.)
GX SERIES: 1/2" INLET X 3/8" OUTLET							
8.921-661.0	GX5450R	5.4	5000	17.0	1740	24 mm	43
8.921-662.0	GX5450L	5.4	5000	17.0	1740	24 mm	43
GX SERIES: 3/4" BSP INLET X 1/2" BSP OUTLET							
8.920-597.0	GX9536.2R	9.5	3625	23.6	1740	25 mm	38
8.920-598.0	GX9536.2L	9.5	3625	23.6	1740	25 mm	38
8.920-599.0	GX1036.2R	10.4	3625	25.8	1740	25 mm	38
8.920-600.0	GX1036.2L	10.4	3625	25.8	1740	25 mm	38
8.920-602.0	GX1622.2R	15.8	2200	23.8	1740	25 mm	38
8.920-603.0	GX1622.2L	15.8	2200	23.8	1740	25 mm	38
8.752.809.0	GX8043.2	7.9	4350	23.5	1740	25 mm	38

LEGACY HD PUMP - GM SERIES



■ Belt Drive

■ 1/2" Inlet x 3/8" Outlet



PART NO.	MODEL NO.	GPM	PSI	HP	RPM	SHAFT	WT (LBS.)
8.751-197.0	GM3540R.3	3.5	4000	9.5	1850	24 mm	22
8.751-198.0	GM4030R.3	4	3000	8.2	1000	24 mm	22
8.751-200.0	GM4035R.3	4.8	3500	7.5	1500	24 mm	22
8.751-201.0	GM4035L.3-Left	4.8	3500	7.5	1500	24 mm	22
8.751-202.0	GM5030R.3	5.1	3000	13.5	1550	24 mm	22
8.751-203.0	GM5030L.3	5.1	3000	13.5	1550	24 mm	22
8.751-244.0	GM6035R.3	5.6	3500	13.5	1740	24 mm	22
8.751-245.0	GM6035L.3	5.6	3500	13.5	1740	24 mm	22

LEGACY HD PUMP - GT SERIES



■ Belt Drive

■ 1/2" Inlet x 3/8" Outlet



PART NO.	MODEL NO.	GPM	PSI	HP	RPM	SHAFT	WT (LBS.)
8.921-722.0	GT4540.2R	4.5	4000	12.3	1360	25 mm	39
8.921-723.0	GT4540.2L	4.5	4000	12.3	1360	25 mm	39
8.921-724.0	GT6036.2R	6.0	3600	14.8	1450	25 mm	39
8.921-725.0	GT6036.2L	6.0	3600	14.8	1450	25 mm	39
8.921-726.0	GT5636.2R	5.6	3600	13.8	1450	24 mm	39
8.921-727.0	GT5636.2L	5.6	3600	13.8	1450	24 mm	39

LEGACY PUMP - GBP & GB SERIES



■ Belt Drive

■ 1/2" Inlet x 3/8" Outlet



PART NO.	MODEL NO.	GPM	PSI	HP	RPM	SHAFT	WT (LBS.)
8.929-708.0	GBP3030R	3.0	3000	6.2	1650	24 mm	14.5
8.929-754.0	GBP3030L	3.0	3000	6.2	1650	24 mm	14.5
8.929-713.0	GBP4025R	4.0	2500	6.8	1550	24 mm	14.5

LEGACY HD PUMP - READY TO GO SERIES



■ Belt or Direct Drive

■ Includes a pump, unloader, thermal protector, bypass loop hose, garden hose inlet with filter and quick coupler.



PART NO.	MODEL NO.	DRIVE	GPM	PSI	RPM	SHAFT	UNLOADER
8.924-458.0	GP3035G	Direct	3.0	3500	3400	3/4" Hollow	VRT3
8.924-459.0	GP3535G1	Direct	3.5	3500	3400	1" Hollow	VRT3
8.924-460.0	GS4040G.3	Direct	4.0	4000	3400	1" Hollow	VRT3
8.924-461.0	GB3030R	Belt	3.0	3000	1650	24 mm	VRT3
8.924-462.0	GM3540R.3	Belt	3.5	4000	1850	24 mm	VRT3
8.924-463.0	GM3840R.3	Belt	3.8	4000	1740	24 mm	VRT3

LEGACY PUMP - HFR SERIES



■ Belt Drive

■ Rated up to 149°F

■ 3/4" Outlet



PART NO.	MODEL NO.	GPM	PSI	HP	RPM	SHAFT	INLET	WT (LBS.)
8.751-677.0	HFR40FR	10.5	4100	28.7	1450	40 mm	1"	106
8.751-678.0	HFR60FR	15.7	4100	43.0	1450	40 mm	1"	106
8.751-680.0	HFR80FL	20.9	4100	57.3	1450	40 mm	1"	106
8.751-681.0	HFR80FR	20.9	4100	57.3	1450	40 mm	1"	106
8.751-689.0	HFR80SR	21.1	2175	30.5	2175	40 mm	1-1/4"	106
8.751-693.0	HFR120SR	31.7	2175	46.1	2175	40 mm	1-1/4"	106

LEGACY PUMP - HHP SERIES



"Eco brass" pump head: environment-friendly brass alloy with very high mechanical properties equivalent to Stainless-steel 316.

■ Belt Drive

■ Rated up to 149°F

■ 3/4" Inlet x 1/2" Outlet



PART NO.	MODEL NO.	GPM	PSI	HP	RPM	SHAFT	WT (LBS.)
8.751-682.0	HHP25SL	6.6	7250	32.6	1000	40 mm	112
8.751-694.0	HHP4150R	10.8	7250	53.7	1450	40 mm	112

LEGACY PUMP - NMT SERIES



■ Belt Drive

■ NMT1520SCWR:
Rated up to 149°F Nickel Plated

■ NMT2120ESR:
Rated up to 185°F Stainless-steel - 316L

■ 1/2" Inlet x 3/8" Outlet



8.754-110.0



8.754-112.0

PART NO.	MODEL NO.	GPM	PSI	HP	RPM	SHAFT	WT (LBS.)
8.754-110.0	NMT1520SCWR	4.8	3000	9.9	1200	24 mm	21
8.754-112.0	NMT2120ESR	6.6	3000	12.8	1740	24 mm	26

LEGACY PUMP - NLT SERIES



■ Belt Drive

■ 1/2" Inlet x 3/8" Outlet

■ Double Shaft Pump

■ Rated up to 149°F



PART NO.	MODEL NO.	GPM	PSI	HP	RPM	SHAFT	WT (LBS.)
8.755-731.0	NLT2525S	7.9	3625	19.6	1200	25 mm	41

LEGACY HD PUMP - GS SERIES



- Direct Couple-to-gas Engine
- 1/2" Inlet x 3/8" Outlet



PART NO.	MODEL NO.	GPM	PSI	HP	RPM	SHAFT	WT (LBS.)
8.751-205.0	GS3040G.3	3.0	4000	9.0	3400	1" Hollow	24.5
8.751-206.0	GS3540G.3	3.5	4000	11.0	3400	1" Hollow	23
8.751-207.0	GS4040G.3	4.0	4000	13.0	3400	1" Hollow	23
8.751-208.0	GS5030G.3	5.0	3000	16.0	3400	1" Hollow	24.5

LEGACY HD PUMP - GP & GPP SERIES



- Direct Couple-to-gas Engine
- 1/2" Inlet x 3/8" Outlet



PART NO.	MODEL NO.	GPM	PSI	HP	RPM	SHAFT	WT (LBS.)
8.929-711.0	GPP2535G	2.5	3500	6.0	3400	3/4" Hollow	16.75
8.929-709.0	GPP3035G	3.0	3500	7.2	3400	3/4" Hollow	16.75
8.929-710.0	GPP3035G1	3.0	3500	7.2	3400	1" Hollow	18
8.923-816.0	GP3535G1	3.5	3500	8.4	3400	1" Hollow	18

LEGACY HD PUMP - GF & GFP SERIES



- Direct Couple-to-electric Motor
- NEMA 56C Frame
- 1/2 - 14 BSPP-F Inlet x 3/8-19 BSPP-F Outlet



PART NO.	MODEL NO.	GPM	PSI	HP	RPM	SHAFT	WT (LBS.)
8.923-818.0	GF2030F	2.1	3000	4.3	3450	5/8" Hollow	17
8.929-707.0	GFP2030S	2.1	3000	4.3	1725	5/8" Hollow	17
8.923-820.0	GF2830F	2.8	3000	5.8	3450	5/8" Hollow	17
8.929-714.0	GFP2830S	2.8	3000	5.8	1725	5/8" Hollow	17
8.929-712.0	GFP3530F	3.5	3000	7.2	3450	3/4" Hollow	17

LEGACY HD PUMP - FOG NEMA SERIES



- Direct Couple-to-electric Motor
- Rated up to 149°F
- 3/8 - 19 BSPP-F Inlet x 3/8-19 BSPP-F Outlet
- NEMA 56C Frame



PART NO.	MODEL NO.	GPM	PSI	HP	RPM	SHAFT	WT (LBS.)
8.754-501.0	FOG1214R	1.2	1450	1.2	1740	5/8" Hollow	12
8.754-502.0	FOG1914R	1.9	1450	1.9	1740	5/8" Hollow	12
8.754-503.0	FOG2514R	2.5	1450	2.5	1740	5/8" Hollow	12

LEGACY HD PUMP - HY SERIES



- Direct Couple-to-gas Engine
- 1/2" Inlet x 3/8" Outlet
- Ideal for Hydraulic Motors
- Rated up to 149°F



PART NO.	MODEL NO.	GPM	PSI	HP	RPM	SHAFT	WT (LBS.)
8.754-984.0	HY1515HYR	4	2000	5.5	1450	5/8" Hollow	16.75
8.754-985.0	HY1520HYR	4	3000	8.2	1450	5/8" Hollow	16.75

LEGACY PUMP - TML SERIES



- Belt Drive
- 1/2" Inlet x 3/8" Outlet
- Compare to General Pumps: TS Series
AR Pumps: RK Series
- Rated up to 149°F
- Industrial Triplex Plunger Pump with
Al Connecting Rods



PART NO.	MODEL NO.	GPM	PSI	RPM	SHAFT	WT (LBS.)
8.703-382.0	TML-3053	5.3	3000	1450	24 mm	18.9
8.703-457.0	Pump Rail Set (Kit)					

Note: Can be run at 1750 RPM. Please note the pump ships without rails

LEGACY PUMP - TTV SERIES



- Belt Drive
- 3/4" Inlet x 3/8" Outlet
- Compare to General Pumps: TS Series
AR Pumps: RK Series
- Rated up to 149°F
- Heavy industrial Triplex Plunger Pump
with Al Connecting Rods



PART NO.	MODEL NO.	GPM	PSI	RPM	SHAFT	WT (LBS.)
8.703-387.0	TTV-3555	5.5	3500	1450	24 mm	18.9
8.703-388.0	TTV-3563	6.3	3500	1450	24 mm	20

Note: Can be run at 1750 RPM. Please note the pump ships without rails

LEGACY PUMP - KKV SERIES



- Belt Drive
- 1" Inlet x 1/2" Outlet
- Heavy industrial Triplex Plunger Pump
with Al Connecting Rods
- Rated up to 149°F



PART NO.	MODEL NO.	GPM	PSI	RPM	SHAFT	WT (LBS.)
8.703-391.0	KKV-3087	8.7	3000	1725	30 mm	39.6

Please note the pump ships without rails

LEGACY PUMP - WJG SERIES



- Direct Drive
- Rated up to 149°F
- SAE Flange
- 3/8" Inlet x 3/8" Outlet
- Triplex Plunger Pump with Bronze Connecting Rods
- Compare to General Pumps: TS Series
AR Pumps: XTV Series



PART NO.	MODEL NO.	GPM	PSI	RPM	SHAFT	WT (LBS.)
8.703-342.0	WJG-2525	2.5	2500	3450	3/4" Hollow	13.2

LEGACY PUMP - WJH-F & WJH SERIES



WJH-F Series

- Direct Drive
- Rated up to 149°F
- NEMA Flange
- 3/8" Inlet x 3/8" Outlet
- Triplex Plunger Pump with Bronze Connecting Rods
- Compare to General Pumps: TS Series
AR Pumps: XTV Series

WJH Series

- Direct Drive
- Rated up to 149°F
- NEMA Flange
- 3/8" Inlet x 3/8" Outlet
- Triplex Plunger Pump with AI Connecting Rods
- Compare to General Pumps: T and TT Series
AR Pumps: XTA Series



PART NO.	MODEL NO.	GPM	PSI	RPM	SHAFT	WT (LBS.)
WJH-F SERIES						
8.703-346.0	WJH-2525-F	2.5	2500	3450	5/8" Hollow	13.2
WJH SERIES						
8.703-348.0	WJH-2121	2.1	2100	1725	5/8" Hollow	13.2
8.703-349.0	WJH-2132	3.2	2100	1725	5/8" Hollow	13.2

LEGACY PUMP - WMG SERIES



- Direct Drive
- Rated up to 149°F
- SAE Flange
- 1/2" Inlet x 3/8" Outlet
- Triplex Plunger Pump with Bronze Connecting Rods
- Compare to General Pumps: TS Series
AR Pumps: XMV Series



PART NO.	MODEL NO.	GPM	PSI	RPM	SHAFT	WT (LBS.)
8.703-351.0	WMG-2530	3.0	2500	3450	3/4" Hollow	14.7

LEGACY PUMP - WMG 1 SERIES



- Direct Drive
- Rated up to 149°F
- SAE Flange
- 1/2" Inlet x 3/8" Outlet
- Premium Triplex Plunger Pump with Bronze Connecting Rods
- Compare to General Pumps: TX Series
AR Pumps: XMV Series



PART NO.	MODEL NO.	GPM	PSI	RPM	SHAFT	WT (LBS.)
8.703-356.0	WMG-3540	4.0	3500	3450	1" Hollow	14.7

LEGACY PUMP - TMH SERIES



- Direct Drive
- NEMA Flange
- 1/2" Inlet x 3/8" Outlet
- Rated up to 149°
- Industrial Triplex Plunger Pump with Al Connecting Rods
- Compare to General Pumps: EZ Series
AR Pumps: RKA Series



PART NO.	MODEL NO.	GPM	PSI	RPM	SHAFT	WT (LBS.)
8.703-375.0	TMH-3035	3.5	3000	1725	1-1/8" Hollow	18.9
8.703-376.0	TMH-3040	4.0	3000	1725	1-1/8" Hollow	18.9
8.703-377.0	TMH-3050	5.0	3000	1725	1-1/8" Hollow	18.9
8.703-378.0	TMH-3055	5.5	3000	1725	1-1/8" Hollow	18.9

LEGACY PUMP



PART NO.	GPM	PSI	RPM	SHAFT	DESCRIPTION
HORIZONTAL PUMP					
8.930-514.0*	2.6	3000	3400	3/4"	
VERTICAL PUMP					
8.925-069.0	2.6	3000	3400	7/8"	With Garden Hose Fitting Inlet

*Note: Can be used to replace Comet pumps listed on page 205.

PUMP RAILS - LEGACY & LEGACY HD



PART NO.	DESCRIPTION
8.900-757.0	Rails for Models: KKV, TMH, TML, TTV, WJG, WJH, WJH-F, WMG, & WMG-1
8.717-577.0	Rails for Models: FGP, FOG, GF, GB, GBP, GM, GP, GPP, GS, GT, GX, HFR, HY, NLT, & NMT
9.802-744.0	Mounting Bolts for Models: FGP, FOG, GF, GB, GBP, GM, GP, GPP, GS, GT, GX, HFR, HHP, HY, NLT, & NMT

LEGACY PUMP REPAIR KIT SELECTION CHART



PUMP MODEL SERIES	MM	CHECK VALVE KIT	PLUNGER ROD OIL SEAL KIT	WATER SEAL(S) ONLY KIT	WATER SEALS(S) BRASS RING KIT	VALVE CAP KIT	ACCESSORY SEAL KIT
HDL	18	Kit 93	Kit 37	Kit 95	Kit 96	Kit 94	Kit 98
HG	15	Kit 84	Kit 64	Kit 129	Kit 92	Kit 66	N/A
KKV	22	Kit 40	Kit 37	Kit 90	Kit 87	Kit 132	Kit 98
KKV	25	Kit 40	Kit 37	Kit 91	Kit 88	Kit 100	Kit 98
KTV	20	Kit 123	Kit 37	Kit 89	Kit 86	Kit 99	Kit 98
TMG	15	Kit 123	Kit 65	Kit 74	Kit 69	Kit 67	Kit 78
TMH	18	Kit 123	Kit 65	Kit 76	Kit 71	Kit 67	Kit 78
TML	18	Kit 123	Kit 65	Kit 76	Kit 71	Kit 67	Kit 77
TML-F	15	Kit 123	Kit 65	Kit 74	Kit 69	Kit 67	Kit 77
TMS	18	Kit 123	Kit 65	Kit 76	Kit 71	Kit 67	Kit 77
TTV	20	Kit 123	Kit 37	Kit 89	Kit 86	Kit 67	Kit 127
WJG	15	Kit 84	Kit 64	Kit 60	Kit 61	Kit 66	Kit 82
WJH-F	15	Kit 84	Kit 64	Kit 60	Kit 61	Kit 66	Kit 82
WJH	18	Kit 84	Kit 64	Kit 12	Kit 10	Kit 66	Kit 82
WMG-3/4"	15	Kit 124	Kit 64	Kit 73	Kit 68	Kit 67	Kit 80
WMG-1"	15	Kit 124	Kit 64	Kit 73	Kit 68	Kit 67	Kit 79
WMH-F	15	Kit 124	Kit 64	Kit 73	Kit 68	Kit 67	Kit 80
WMH	18	Kit 63	Kit 64	Kit 12	Kit 70	Kit 67	Kit 80
WML	18	Kit 63	Kit 64	Kit 12	Kit 70	Kit 67	Kit 81

LEGACY PUMP REPAIR TOOL KIT



9.802-954.0 pump repair tool kit shown.

PART NO.	DESCRIPTION
9.802-954.0	Legacy Pump Repair Tool Kit (For all models except GB, GP, GP1, GF)
8.756-590.0	Legacy Pump Repair Tool Kit for Normal Maintenance (For models: GB, GP, GP1 and HY)
8.756-717.0	Legacy Pump Repair Tool Kit for Oil Seal Maintenance (For models: GB, GP, GP1 and HY)
8.758-163.0	Legacy Packing & Pulling Pump Repair Tool Kit (For models: GT.2 & GX.2)

PART NO.	DESCRIPTION
9.802-564.0	Guide, Oil Seal Inserter, Plunger Rod GT-GX-GH
9.802-581.0	Piston, Oil Seal Inserter, Plunger Rod GT-GX-GH
9.802-580.0	Piston, Oil Seal Inserter, Plunger Rod GM-GD-GG-GE-GS
9.802-563.0	Guide, Oil Seal Inserter, Plunger Rod GM-GD-GG-GE-GS
9.802-571.0	Allen Wrench 8 mm, Manifold Bolts GT-GX-GH
9.802-567.0	Allen Wrench 6 mm, Manifold Bolts GM-GD-GG-GE-GS
9.802-570.0	Allen Wrench 5 mm, Crankcase Cover
9.802-565.0	Guide, Oil Seal Inserter, Crankshaft GT-GX-GH
9.802-566.0	Guide, Oil Seal Insert, Crankshaft GM-GD-GG-GE-GS
9.802-568.0	Piston Seal Extractor

PART NO.	DESCRIPTION
9.802-579.0	Piston, Seal Inserter, Manifold GM-GS
9.802-573.0	Guide, Seal Inserter, Manifold GM-GS
9.802-578.0	Piston, Seal Inserter, Manifold GT
9.802-572.0	Guide, Seal Inserter, Manifold GT
8.751-396.0	Guide, Seal Inserter, Manifold GD-GE-GG
8.751-404.0	Guide, Seal Inserter, Manifold GX5050
8.751-397.0	Piston, Seal Inserter, Manifold GD-GE-GG-GH-GX
8.751-405.0	Guide, Seal Inserter, Manifold GH-GX
9.802-569.0	Hammer, Plastic Head
8.751-403.0	Screwdriver Flathead
9.802-574.0	Box, Plastic Tool Box

Specifications, product descriptions, product availability, and pricing subject to change without notice.

LEGACY PUMP REPAIR KITS



PART NO.	KIT NO.	DESCRIPTION	NO. OF PIECES	QTY NEEDED PER PUMP
8.703-458.0	Kit 10	WJH Packing / Header / Brass Assy, 18 mm	21	1
8.703-459.0	Kit 12	WM - H&L Packing Kit WJH Packing / Header only, 18 mm	15	1
9.803-041.0	Kit 22	APR.S Unloader Seal(s) Kit	14	1
8.703-461.0	Kit 37	TTV-KTV-HDL Plunger Oil Seal Kit	3	1
8.703-462.0	Kit 40	KKV Check Valves / O-ring Kit	12	1
8.932-979.0	Kit 42	APR.S Unloader Valve Seal Kit	3	1
8.900-701.0	Kit 60	V-Packing, 15 mm Legacy Pump WJH, WJH - F&G Packing / Header only, 15 mm	12	1
8.900-702.0	Kit 61	Complete Plunger Set 15 mm 18 PX WJH - F&G Packing / Header / Brass, 15 mm	18	1
8.703-464.0	Kit 63	WMH&L Check Valve / O-ring Kit	12	1
8.703-465.0	Kit 64	HG / WJ / WM Plunger Oil Seal Kit	3	1
8.703-466.0	Kit 65	TM Plunger Oil Seal Kit	3	1
8.703-467.0	Kit 66	HG / WJ Valve Cap / O-ring, M18 x 1.5 Kit	12	1
8.703-468.0	Kit 67	WM / TM / TTV Valve Cap / O-ring, M27 x 1.5	12	1
8.703-469.0	Kit 68	WM - F&G Packing / Brass Assy Kit, 15 mm	21	1
8.703-470.0	Kit 69	TM - F&G Packing / Brass Assy, 15 mm	21	1
8.703-471.0	Kit 70	WM - H&L Packing / Brass Assy Kit, 18 mm	21	1
8.703-472.0	Kit 71	TM - H&L Packing / Brass Assy Kit, 18 mm	24	1
8.703-456.0	Kit 72	WML Pump Rail Kit (Foot, Spacer, Bolt)	8	1
8.703-474.0	Kit 73	WM - F&G Packing only Kit, 15 mm	15	1
8.703-475.0	Kit 74	TM - F&G Packing only Kit, 15 mm	15	1
8.703-476.0	Kit 76	TM - H&L Packing only Kit, 18 mm	18	1
8.703-479.0	Kit 79	WM-G 1" Accessory Seals Kit	8	1
8.703-483.0	Kit 84	HG / WJ Check Valve / O-ring	12	1
8.703-485.0	Kit 86	TTV-KTV Packing / Brass Assy Kit, 20 mm	24	1
8.703-486.0	Kit 87	KKV Packing / Brass Assy Kit, 22 mm	24	1
8.703-488.0	Kit 89	TTV-KTV Packing only Kit, 20 mm	18	1
8.703-489.0	Kit 90	KKV Packing only Kit L90, 22 mm	18	1
8.703-492.0	Kit 93	HDL Check Valve / O-ring	12	1
8.703-493.0	Kit 94	HDL Valve Containment Kit L94	24	1
8.900-703.0	Kit 95	HDL Packing only Kit L90, 18 mm	18	1
8.703-494.0	Kit 96	HDL Packing / Brass Assy Kit, 18 mm	24	1
8.703-498.0	Kit 123	TM-TTV-KTV Check Valve / O-ring Kit	12	1
8.703-499.0	Kit 124	WM - F&G Check Valve / O-ring Kit	12	1
8.703-501.0	Kit 127	TTV Accessory Oil Seal Kit	10	1
8.703-502.0	Kit 129	HG Packing only Kit, 15 mm	12	1

ADMIRAL PUMP REPAIR KITS

For the following Admiral pumps: WE Series, XD Series, XLS Series, CA Series, WG Series, XLE Series, XLG Series, C Series, IB Series.

PART NO.	KIT NO.	DESCRIPTION	QTY NEEDED PER PUMP
8.900-631.0	Kit AP1	Check Valves <i>(for WE, WG, WEL, XL Series, XD Small Brass Head)</i>	1
8.900-632.0	Kit AP2	Brass Valve Covers <i>(for WE, WG, WEL Series and XD Small Brass Head)</i>	1
8.900-633.0	Kit AP4	Oil Seals 15 mm Plunger Rod <i>(for WE, WG and WEL Series)</i>	1
8.900-634.0	Kit AP5	Oil Seals 18 mm Plunger Rod <i>(for XL Series)</i>	1
8.900-636.0	Kit AP7	Male Adapter Rings, 18 mm <i>(for WEL, XLE and XLS Series)</i>	1
8.900-637.0	Kit AP8	V-Packing Seals, 18 mm <i>(for WE and WG Series)</i>	1
8.900-643.0	Kit AP14	Brass Packing Gland, Two Piece, 18 mm <i>(For XLE and XLS Series)</i>	1
8.900-644.0	Kit AP15	V-Packing Seals, Two Piece, 18 mm <i>(for XLE and XLS Series)</i>	1
8.900-645.0	Kit AP16	Super U-Packing Seals, 18 mm <i>(for XLG Series only)</i>	1
8.900-646.0	Kit AP17	Complete Plunger Seal, Two Piece, 18 mm <i>(for XLE and XLS Series)</i>	3
8.900-647.0	Kit AP18	Complete Plunger Seal, Super-U, 18 mm <i>(for XLG Series only)</i>	3
8.900-648.0	Kit AP19	Brass Packing Gland, Super-U, 18 mm <i>(for XLG Series only)</i>	1
8.900-652.0	Kit AP23	Low Pressure Seals, 18 mm <i>(for XL Series)</i>	1
8.900-653.0	Kit AP24	V-Packing Seals, 15 mm, Two Piece <i>(for WE-T and WG-T Series)</i>	1
8.900-654.0	Kit AP25	V-Packing Seals, 18 mm, Two Piece <i>(for WE-T Series only)</i>	1
8.900-657.0	Kit AP28	Complete Plunger Seal, 15 mm, Two Piece <i>(for WE-T and WG-T Series)</i>	3
8.900-666.0	Kit AP38	"Super U" Packing <i>(for XD 20 mm)</i>	1
8.900-676.0	Kit AP52	Check Valve Assemblies <i>(for IB-1000 Series and CA Series)</i>	1
8.900-680.0	Kit AP57	Male Adapter Rings, 45 mm <i>(for IB-1000 Series C and CA Series)</i>	1
8.900-682.0	Kit AP59	V-Packing Seals, 45 mm <i>(for IB-1000 Series C and CA Series)</i>	1
8.900-683.0	Kit AP61	Glands (45 mm), Brass Packing <i>(for IB-1019, 1032, 1037, C and CA Series)</i>	1

LEGACY HD PUMP REPAIR KIT SELECTION CHART



Use the selection chart below and on the following 2 pages to find the correct and quantity repair kits needed for a specific Legacy HD Pump Model.

PUMP MODEL	SEAL KIT (QTY / PUMP)	COMPLETE SEAL KIT (QTY / PUMP)	CERAMIC PLUNGER KIT (QTY / PUMP)	VALVE KIT (QTY / PUMP)	PLUNGER OIL SEAL KIT (QTY / PUMP)
FOG0614R	N/A	8.754-575.0 (3)	8.754-576.0 (3)	8.754-577.0 (6)	8.754-578.0 (1)
FOG1214R	N/A	8.754-575.0 (3)	8.754-576.0 (3)	8.754-577.0 (6)	8.754-578.0 (1)
FOG1914R	N/A	8.754-575.0 (3)	8.754-576.0 (3)	8.754-577.0 (6)	8.754-578.0 (1)
FOG2514R	N/A	8.754-575.0 (3)	8.754-576.0 (3)	8.754-577.0 (6)	8.754-578.0 (1)
GB3030L	8.754-856.0 (1)	8.758-081.0 (1)	8.754-858.0 (3)	8.754-859.0 (1)	9.803-937.0 (1)
GB3030R	8.754-856.0 (1)	8.758-081.0 (1)	8.754-858.0 (3)	8.754-859.0 (1)	9.803-937.0 (1)
GB4025L	8.754-856.0 (1)	8.758-081.0 (1)	8.754-858.0 (3)	8.754-859.0 (1)	9.803-937.0 (1)
GB4025R	8.754-856.0 (1)	8.758-081.0 (1)	8.754-858.0 (3)	8.754-859.0 (1)	9.803-937.0 (1)
GBP3030R	8.759-015.0 (1)	8.929-348.0 (1)	8.754-858.0 (3)	8.754-859.0 (1)	9.803-937.0 (1)
GBP3030L	8.759-015.0 (1)	8.929-348.0 (1)	8.754-858.0 (3)	8.754-859.0 (1)	9.803-937.0 (1)
GBP4025R	8.759-015.0 (1)	8.929-348.0 (1)	8.754-858.0 (3)	8.754-859.0 (1)	9.803-937.0 (1)
GD3025	8.725-356.0 (1)	8.725-357.0 (3)	9.803-935.0 (3)	9.803-936.0 (1)	9.803-937.0 (1)
GD3030	8.725-354.0 (1)	8.725-355.0 (3)	9.803-934.0 (3)	9.803-936.0 (1)	9.803-937.0 (1)
GD4020.1	8.725-356.0 (1)	8.725-357.0 (3)	9.803-935.0 (3)	9.803-936.0 (1)	9.803-937.0 (1)
GE2020F.1	8.725-354.0 (1)	8.725-355.0 (3)	9.803-934.0 (3)	9.803-936.0 (1)	9.803-937.0 (1)
GE2020S.1	8.725-356.0 (1)	8.725-357.0 (3)	9.803-935.0 (3)	9.803-936.0 (1)	9.803-937.0 (1)
GE2825F.1	8.725-354.0 (1)	8.725-355.0 (3)	9.803-934.0 (3)	9.803-936.0 (1)	9.803-937.0 (1)
GE2825S.1	8.725-356.0 (1)	8.725-357.0 (3)	9.803-935.0 (3)	9.803-936.0 (1)	9.803-937.0 (1)
GE3525F.1	8.725-354.0 (1)	8.725-355.0 (3)	9.803-934.0 (3)	9.803-936.0 (1)	9.803-937.0 (1)
GF2030F	8.754-860.0 (1)	8.725-357.0 (3)	8.754-862.0 (3)	8.754-859.0 (1)	9.803-937.0 (1)
GF2030S	8.754-856.0 (1)	8.725-355.0 (3)	8.754-858.0 (3)	8.754-859.0 (1)	9.803-937.0 (1)
GF2830F	8.754-860.0 (1)	8.758-083.0 (1)	8.754-862.0 (3)	8.754-859.0 (1)	9.803-937.0 (1)
GF2830S	8.754-856.0 (1)	8.758-081.0 (1)	8.754-858.0 (3)	8.754-859.0 (1)	9.803-937.0 (1)
GF3530F	8.754-860.0 (1)	8.758-0830 (1)	8.754-862.0 (3)	8.754-859.0 (1)	9.803-937.0 (1)
GFP2030S	8.759-015.0 (1)	8.929-348.0 (1)	8.754-858.0 (3)	8.754-859.0 (1)	9.803-937.0 (1)
GFP2830S	8.759-015.0 (1)	8.929-348.0 (1)	8.754-858.0 (3)	8.754-859.0 (1)	9.803-937.0 (1)
GFP3530F	8.759-031.0 (1)	8.758-218.0 (1)	8.754-862.0 (3)	8.754-859.0 (1)	9.803-937.0 (1)
GG2530G.1	8.725-354.0 (1)	8.758-081.0 (1)	9.803-934.0 (3)	9.803-936.0 (1)	9.803-937.0 (1)
GG3030G.1	8.725-354.0 (1)	8.758-083.0 (1)	9.803-934.0 (3)	9.803-936.0 (1)	9.803-937.0 (1)
GG3035G1.1	8.725-354.0 (1)	8.725-355.0 (3)	9.803-934.0 (3)	9.803-936.0 (1)	9.803-937.0 (1)
GG4030G1.1	8.725-354.0 (1)	8.725-355.0 (3)	9.803-934.0 (3)	9.802-604.0 (1)	9.802-606.0 (1)
GH5050	9.804-492.0 (1)	9.804-493.0 (3)	9.802-629.0 (3)	9.802-603.0 (1)	9.802-609.0 (1)
GM3540.2	8.725-358.0 (1)	8.758-087.0 (1)	8.933-023.0 (3)	9.802-603.0 (1)	9.802-609.0 (1)
GM3540.3	8.725-358.0 (1)	8.758-087.0 (1)	8.933-023.0 (3)	9.802-603.0 (1)	9.802-609.0 (1)
GM4030.2	8.725-362.0 (1)	8.758-086.0 (1)	9.802-620.0 (3)	9.802-603.0 (1)	9.802-609.0 (1)
GM4030.3	8.725-362.0 (1)	8.758-086.0 (1)	8.751-238.0 (3)	9.802-603.0 (1)	9.802-609.0 (1)
GM4035.2	8.725-360.0 (1)	8.758-085.0 (1)	9.802-629.0 (3)	9.802-603.0 (1)	9.802-609.0 (1)
GM4035.3	8.725-360.0 (1)	8.758-085.0 (1)	8.751-237.0 (3)	9.802-603.0 (1)	9.802-609.0 (1)
GM5030.2	8.725-362.0 (1)	8.758-086.0 (1)	9.802-620.0 (3)	9.802-603.0 (1)	9.802-609.0 (1)
GM6035.2	8.725-360.0 (1)	8.758-085.0 (1)	9.802-629.0 (3)	9.802-603.0 (1)	9.802-609.0 (1)
GM6035.3	8.725-360.0 (1)	8.758-085.0 (1)	8.751-237.0 (3)	9.802-603.0 (1)	9.802-609.0 (1)
GP2535G	8.754-860.0 (1)	8.758-083.0 (1)	8.754-862.0 (3)	8.754-859.0 (1)	9.803-937.0 (1)
GP3035G	8.754-860.0 (1)	8.758-083.0 (1)	8.754-862.0 (3)	8.754-859.0 (1)	9.803-937.0 (1)
GP3035G1	8.754-860.0 (1)	8.758-083.0 (1)	8.754-862.0 (3)	8.754-859.0 (1)	9.803-937.0 (1)

LEGACY HD PUMP REPAIR KIT SELECTION CHART (CONTINUED)



Use the selection chart below and on the preceding and following page to find the correct and quantity repair kits needed for a specific Legacy HD Pump Model.

PUMP MODEL	SEAL KIT (QTY / PUMP)	COMPLETE SEAL KIT (QTY / PUMP)	CERAMIC PLUNGER KIT (QTY / PUMP)	VALVE KIT (QTY / PUMP)	PLUNGER OIL SEAL KIT (QTY / PUMP)
GP3535G1	8.754-860.0 (1)	8.758-083.0 (1)	8.754-862.0 (3)	8.754-859.0 (1)	9.803-937.0 (1)
GP4035G1	8.754-860.0 (1)	8.758-083.0 (1)	8.754-862.0 (3)	8.754-859.0 (1)	9.803-937.0 (1)
GPP2535G	8.759-031.0 (1)	8.758-218.0 (1)	8.754-862.0 (3)	8.754-859.0 (1)	9.803-937.0 (1)
GPP3035G	8.759-031.0 (1)	8.758-218.0 (1)	8.754-862.0 (3)	8.754-859.0 (1)	9.803-937.0 (1)
GPP3035G1	8.759-031.0 (1)	8.758-218.0 (1)	8.754-862.0 (3)	8.754-859.0 (1)	9.803-937.0 (1)
GS3040G.2	8.725-358.0 (1)	8.758-087.0 (1)	8.933-023.0 (3)	9.802-603.0 (1)	9.802-609.0 (1)
GS3040G.3	8.725-358.0 (1)	8.758-087.0 (1)	8.933-023.0 (3)	9.802-603.0 (1)	9.802-609.0 (1)
GS3540G.2	8.725-358.0 (1)	8.758-087.0 (1)	8.933-023.0 (3)	9.802-603.0 (1)	9.802-609.0 (1)
GS3540G.3	8.725-358.0 (1)	8.758-087.0 (1)	8.933-023.0 (3)	9.802-603.0 (1)	9.802-609.0 (1)
GS4040G.2	8.725-358.0 (1)	8.758-087.0 (1)	8.933-023.0 (3)	9.802-603.0 (1)	9.802-609.0 (1)
GS4040G.3	8.725-358.0 (1)	8.758-087.0 (1)	8.933-023.0 (3)	9.802-603.0 (1)	9.802-609.0 (1)
GS5030G.2	8.725-358.0 (1)	8.758-087.0 (1)	8.933-023.0 (3)	9.802-603.0 (1)	9.802-609.0 (1)
GS5030G.3	8.725-358.0 (1)	8.758-087.0 (1)	8.933-023.0 (3)	9.802-603.0 (1)	9.802-609.0 (1)
GT4540.2L	8.753-821.0 (1)	8.758-061.0 (1)	8.753-823.0 (3)	8.753-824.0 (1)	9.802-606.0 (1)
GT4540.2R	8.753-821.0 (1)	8.758-061.0 (1)	8.753-823.0 (3)	8.753-824.0 (1)	9.802-606.0 (1)
GT5635.1	8.916-488.0 (1)	8.916-322.0 (3)	9.802-607.0 (3)	9.802-603.0 (1)	9.802-606.0 (1)
GT5636.2L	8.753-821.0 (1)	8.758-061.0 (1)	8.753-823.0 (3)	8.753-824.0 (1)	9.802-606.0 (1)
GT5636.2R	8.753-821.0 (1)	8.758-061.0 (1)	8.753-823.0 (3)	8.753-824.0 (1)	9.802-606.0 (1)
GT6036.2L	8.753-821.0 (1)	8.758-061.0 (1)	8.753-823.0 (3)	8.753-824.0 (1)	9.802-606.0 (1)
GT6036.2R	8.753-821.0 (1)	8.758-061.0 (1)	8.753-823.0 (3)	8.753-824.0 (1)	9.802-606.0 (1)
GX1025.1	8.725-364.0 (1)	8.725-365.0 (3)	9.802-614.0 (3)	9.802-608.0 (1)	9.802-606.0 (1)
GX1036.2L	8.916-487.0(1)	8.757-937.0 (1)	8.752-839.0 (3)	8.753-349.0 (1)	9.802-606.0 (1)
GX1036.2R	8.916-487.0 (1)	8.757-937.0 (1)	8.752-839.0 (3)	8.753-349.0 (1)	9.802-606.0 (1)
GX1225.1	8.725-364.0 (1)	8.725-365.0 (3)	9.802-614.0 (3)	9.802-608.0 (1)	9.802-606.0 (1)
GX1622.2L	8.752-845.0 (1)	8.757-938.0 (1)	8.752-840.0 (3)	8.717-589.0 (1)	9.802-606.0 (1)
GX1622.2R	8.752-845.0 (1)	8.757-937.0 (1)	8.752-840.0 (3)	8.717-589.0 (1)	9.802-606.0 (1)
GX5450L	8.753-512.0 (1)	8.757-939.0 (1)	8.753-514.0 (3)	8.753-515.0 (1)	9.802-606.0 (1)
GX5450R	8.753-512.0 (1)	8.757-939.0 (1)	8.753-514.0 (3)	8.753-515.0 (1)	9.802-606.0 (1)
GX8030.1	8.725-364.0 (1)	8.725-365.0 (3)	9.802-614.0 (3)	9.802-608.0 (1)	9.802-606.0 (1)
GX8043R.2	8.916-488.0 (1)	8.757-936.0 (1)	8.752-838.0 (3)	8.753-349.0 (1)	9.802-606.0 (1)
GX9536.2L	8.916-487.0 (1)	8.757-937.0 (1)	8.752-839.0 (3)	8.753-349.0 (1)	9.802-606.0 (1)
GX9536.2R	8.916-487.0 (1)	8.757-937.0 (1)	8.752-839.0 (3)	8.753-349.0 (1)	9.802-606.0 (1)
HFR105SL	8.754-245.0 (1)	8.754-244.0 (3)	8.754-242.0 (3)	8.754-243.0 (1)	8.754-235.0 (1)
HFR105SR	8.754-245.0 (1)	8.754-244.0 (3)	8.754-242.0 (3)	8.754-243.0 (1)	8.754-235.0 (1)
HFR120SL	8.754-245.0 (1)	8.754-244.0 (3)	8.754-242.0 (3)	8.754-243.0 (1)	8.754-235.0 (1)
HFR120SL	8.754-245.0 (1)	8.754-244.0 (3)	8.754-242.0 (3)	8.754-243.0 (1)	8.754-235.0 (1)
HFR40FL	8.754-231.0 (1)	8.754-232.0 (3)	8.754-233.0 (3)	8.754-243.0 (1)	8.754-235.0 (1)
HFR40FR	8.754-231.0 (1)	8.754-232.0 (3)	8.754-233.0 (3)	8.754-243.0 (1)	8.754-235.0 (1)
HFR40SL	8.754-231.0 (1)	8.754-232.0 (3)	8.754-233.0 (3)	8.754-243.0 (1)	8.754-235.0 (1)
HFR40SR	8.754-231.0 (1)	8.754-232.0 (3)	8.754-233.0 (3)	8.754-243.0 (1)	8.754-235.0 (1)
HFR60FL	8.754-231.0 (1)	8.754-232.0 (3)	8.754-233.0 (3)	8.754-243.0 (1)	8.754-235.0 (1)
HFR60FR	8.754-231.0 (1)	8.754-232.0 (3)	8.754-233.0 (3)	8.754-243.0 (1)	8.754-235.0 (1)
HFR60SL	8.754-231.0 (1)	8.754.232.0 (3)	8.754-233.0 (3)	8.754-243.0 (1)	8.754-235.0 (1)
HFR60SR	8.754-231.0 (1)	8.754-232.0 (3)	8.754-233.0 (3)	8.754-243.0 (1)	8.754-235.0 (1)

LEGACY HD PUMP REPAIR KIT SELECTION CHART (CONTINUED)



Use the selection chart below and on the preceding 2 pages to find the correct and quantity repair kits needed for a specific Legacy HD Pump Model.

PUMP MODEL	SEAL KIT (QTY / PUMP)	COMPLETE SEAL KIT (QTY / PUMP)	CERAMIC PLUNGER KIT (QTY / PUMP)	VALVE KIT (QTY / PUMP)	PLUNGER OIL SEAL KIT (QTY / PUMP)
HFR80FL	8.754-231.0 (1)	8.754-232.0 (3)	8.754-233.0 (3)	8.754-234.0 (1)	8.754-235.0 (1)
HFR80FR	8.754-231.0 (1)	8.754-232.0 (3)	8.754-233.0 (3)	8.754-234.0 (1)	8.754-235.0 (1)
HFR80SL	8.754-245.0 (1)	8.754-244.0 (3)	8.754-242.0 (3)	8.754-243.0 (1)	8.754-235.0 (1)
HFR80SR	8.754-245.0 (1)	8.754-244.0 (3)	8.754-242.0 (3)	8.754-243.0 (1)	8.754-235.0 (1)
HHP25SL	8.754-236.0 (1)	8.754-237.0 (3)	8.754-246.0 (1)	8.754-241.0 (1)	8.754-235.0 (1)
HHP25SR	8.754-236.0 (1)	8.754-237.0 (3)	8.754-246.0 (1)	8.754-241.0 (1)	8.754-235.0 (1)
HHP275OR	8.754-236.0 (1)	8.754-240.0 (3)	8.754-246.0 (1)	8.754-247.0 (1)	8.754-235.0 (1)
HHP30SL	8.754-236.0 (1)	8.754-237.0 (3)	8.754-246.0 (1)	8.754-241.0 (1)	8.754-235.0 (1)
HHP30SR	8.754-236.0 (1)	8.754-237.0 (3)	8.754-246.0 (1)	8.754-241.0 (1)	8.754-235.0 (1)
HHP3650L	8.754-236.0 (1)	8.754-240.0 (3)	8.754-246.0 (1)	8.754-247.0 (1)	8.754-235.0 (1)
HHP3650R	8.754-236.0 (1)	8.754-240.0 (3)	8.754-246.0 (1)	8.754-247.0 (1)	8.754-235.0 (1)
HHP38FL	8.754-236.0 (1)	8.754-237.0 (3)	8.754-246.0 (1)	8.755-233.0 (1)	8.754-235.0 (1)
HHP38FR	8.754-236.0 (1)	8.754-237.0 (3)	8.754-246.0 (1)	8.755-233.0 (1)	8.754-235.0 (1)
HHP4150L	8.754-236.0 (1)	8.754-240.0 (3)	8.754-246.0 (1)	8.754-247.0 (1)	8.754-235.0 (1)
HHP4150R	8.754-236.0 (1)	8.754-240.0 (3)	8.754-246.0 (1)	8.754-247.0 (1)	8.754-235.0 (1)
HHP5040L	8.754-236.0 (1)	8.754-240.0 (3)	8.754-246.0 (1)	8.754-247.0 (1)	8.754-235.0 (1)
HHP5040R	8.754-236.0 (1)	8.754-240.0 (3)	8.754-246.0 (1)	8.754-247.0 (1)	8.754-235.0 (1)
HHP5750L	8.754-236.0 (1)	8.754-240.0 (3)	8.754-246.0 (1)	8.754-247.0 (1)	8.754-235.0 (1)
HY1515	8.754-980.0 (1)	8.754-981.0 (3)	8.754-983.0 (1)	8.754-577.0 (1)	9.803-937.0 (1)
HY1520	8.754-980.0 (1)	8.754-981.0 (3)	8.754-983.0 (1)	8.754-577.0 (1)	9.803-937.0 (1)
NMT1520CWR	8.754-252.0 (1)	8.754-253.0 (3)	8.754-248.0 (1)	9.802-603.0 (1)	8.754-261.0 (1)
NMT1520SCWR	8.754-252.0 (1)	8.754-253.0 (3)	8.754-248.0 (1)	9.802-603.0 (1)	8.754-261.0 (1)
NMT2120CWR	8.754-252.0 (1)	8.754-253.0 (3)	8.754-248.0 (1)	9.802-603.0 (1)	8.754-261.0 (1)
NMT2120ESR	8.754-239.0 (1)	8.754-229.0 (3)	8.754-256.0 (1)	8.754-230.0 (6)	8.754-261.0 (1)
NLT2525S	8.916-488.0 (1)	8.755-740.0 (3)	8.752-838.0 (3)	8.753-824.0 (1)	9.802-606.0 (1)

LEGACY HD PUMP REPAIR - SEAL KITS



PART NO.	QTY NEEDED PER PUMP	PART NO.	QTY NEEDED PER PUMP
8.725-354.0	1	8.754-236.0	1
8.725-356.0	1	8.754-239.0	1
8.725-358.0	1	8.754-245.0	1
8.725-360.0	1	8.754-252.0	1
8.725-362.0	1	8.754-856.0	1
8.725-364.0	1	8.754-860.0	1
8.752-843.0	1	8.754-980.0	1
8.916-487.0	1	8.759-015.0	1
8.752-845.0	1	8.759-031.0	1
8.753-512.0	1	8.916-488.0	1
8.753-821.0	1	9.804-492.0	1
8.754-231.0	1		

LEGACY HD PUMP REPAIR - COMPLETE KITSFOR **Legacy^{HD}**

PART NO.	QTY NEEDED PER PUMP
8.725-355.0	3
8.725-357.0	3
8.725-365.0	3
8.758-061.0	1
8.754.232.0	3
8.754-229.0	3
8.754-237.0	3
8.754-240.0	3
8.754-244.0	3
8.754-253.0	3
8.754-575.0	3
8.754-981.0	3
8.755-740.0	3
8.757-936.0	1

PART NO.	QTY NEEDED PER PUMP
8.757-937.0	1
8.757-938.0	1
8.757-939.0	1
8.758-061.0	1
8.758-081.0	1
8.758-083.0	1
8.758-085.0	1
8.758-086.0	1
8.758-087.0	1
8.758-218.0	1
8.916-322.0	3
8.929-348.0	1
9.804-493.0	3

LEGACY HD PUMP REPAIR - CERAMIC PLUNGER KITSFOR **Legacy^{HD}**

PART NO.	QTY NEEDED PER PUMP
8.751-237.0	3
8.751-238.0	3
8.752-838.0	3
8.752-839.0	3
8.752-840.0	3
8.753-514.0	3
8.753-823.0	3
8.754-233.0	3
8.754-242.0	3
8.754-246.0	1
8.754-248.0	1
8.754-256.0	1

PART NO.	QTY NEEDED PER PUMP
8.754-576.0	3
8.754-858.0	3
8.754-862.0	3
8.754-983.0	3
8.933-023.0	3
9.802-607.0	3
9.802-614.0	3
9.802-620.0	3
9.802-629.0	3
9.803-934.0	3
9.803-935.0	3

LEGACY HD PUMP REPAIR - VALVE KITSFOR **Legacy^{HD}**

PART NO.	QTY NEEDED PER PUMP
8.717-589.0	1
8.753-349.0	1
8.753-515.0	1
8.753-824.0	1
8.754-230.0	6
8.758-229.0	1
8.754-241.0	1
8.754-243.0	1

PART NO.	QTY NEEDED PER PUMP
8.758-23.0	1
8.754-577.0	6
8.754-859.0	1
9.802-603.0	1
9.802-604.0	1
9.802-608.0	1
9.803-936.0	1

LEGACY HD PUMP REPAIR - PLUNGER OIL SEAL KITS

FOR **Legacy^{HD}**

PART NO.	QTY NEEDED PER PUMP
8.752-835.0	1
9.802-606.0	1
8.754-235.0	1
8.754-261.0	1

PART NO.	QTY NEEDED PER PUMP
8.754-578.0	1
9.802-606.0	1
9.802-609.0	1
9.803-937.0	1

INTERPUMP / GENERAL PUMP - SOLID-SHAFT PUMPS



8.702-629.0



8.702-635.0



8.702-703.0

PART NO.	MODEL NO.	INTERPUMP MODEL NO.	GP MODEL NO.	GPM	PSI	RPM	SHAFT DIA
8.753-482.0			TSS1021	5.6	1700	1450	24 mm
8.753-483.0			TSS1511	4.0	3500	1450	24 mm
8.702-629.0	102048	WS92	TS921	5.9	1800	1450	24 mm
9.802-358.0	102052	W99	T991	3.5	1500	1450	24 mm
8.702-625.0	102046	W92	T921	5.0	1700	1050	24 mm
8.702-622.0	102042	WS82	TS821	5.6	1500	1450	24 mm
8.702-636.0	102058	WS101	TS1011	4.0	2000	1450	24 mm
8.702-635.0	102056	W101	T1011	4.5	2000	1125	24 mm
8.702-646.0	102076	WS133	TS1331	3.5	2100	1450	24 mm
8.702-645.0	102074	WS132	TS1321	4.75	2100	1450	24 mm
8.702-643.0	102072	W132	T1321	5.5	2100	1150	24 mm
8.702-650.0	102084	WS151		4.0	3500	1450	24 mm
8.702-649.0	102082	W151	T1511	4.5	2500	1125	24 mm
8.702-654.0	102088	W162	T1621	5.0	2500	1050	24 mm
8.702-665.0	102105	W201	T2011	4.5	3000	1125	24 mm
8.702-667.0	102110	WS201	TS2011	4.0	3000	1450	24 mm
8.702-670.0	102115G	WS202	TS2021	4.5	3500	1125	24 mm
8.702-701.0	102170	W995	T9951	3.4	1300	1750	24 mm
8.702-702.0	102174	W996	T9961	4.0	1100	1750	24 mm
8.702-703.0	102176	W997	T9971	4.0	2000	1750	24 mm
8.702-686.0	102135	W912	T9121	4.75	1500	1750	24 mm
8.702-687.0	102140	W913	T9131	4.0	1900	1750	24 mm
8.702-690.0	102150	W921	T9211	4.0	2900	1750	24 mm
8.702-693.0	102152	W928	T9281	4.0	4000	1750	24 mm
8.702-695.0	102154	T5050	T5050	5.0	5000	1845	24 mm
8.702-661.0	102097	-	TT9111	3.0	1500	1750	24 mm
8.702-630.0	102049	WW93	TT931	2.9	1500	2800	24 mm
8.702-628.0	102047	WW94	TT941	3.43	1300	2800	24 mm
8.702-685.0	102134	WW935	TT9351	3.5	2500	3400	24 mm
8.702-663.0	102102	WW944	TT9441	4.4	2500	3400	24 mm

*Duplex Pump

INTERPUMP / GENERAL PUMP - TX SOLID-SHAFT PUMP



PART NO.	MODEL NO.	GPM	PSI	RPM	SHAFT DIA
8.702-741.0	TX1510S34	4.0	3000	3400	24 mm

INTERPUMP / GENERAL PUMP - SERIES "44" (EZ SERIES) SOLID-SHAFT PUMP



PART NO.	INTERPUMP MODEL NO.	GP MODEL NO.	GPM	PSI	RPM	SHAFT DIA
8.702-766.0	W956	EZ2536S	3.6	2500	1750	24 mm
8.702-768.0	W959	EZ2542S	4.2	2500	1750	24 mm
8.702-773.0	W186	EZ3040S	4.0	3000	3400	24 mm
8.702-782.0	-	EZ4040S34	4.0	4000	3400	24 mm

Note: For Direct-Drive Mounting see flanges on page 209

INTERPUMP / GENERAL PUMP - TSF SOLID-SHAFT PUMP



PART NO.	MODEL NO.	GPM	PSI	RPM	SHAFT DIA
8.702-740.0	TSF2021	7.0	3600	1450	24 mm
8.702-736.0	TSF2221	10.2	3000	1750	24 mm
8.702-737.0	TSF2421	12.0	2500	1750	24 mm
8.702-790.0	TSF2219	7.7	3000	1450	24 mm

INTERPUMP / GENERAL PUMP - LARGE FRAME SOLID-SHAFT PUMP



PART NO.	INTERPUMP MODEL NO.	GP MODEL NO.	GPM	PSI	RPM	SHAFT DIA
8.702-612.0	W4A	T41A	12.0	900	650	35 mm
8.702-640.0	WS104	TS1041	8.0	1600	1450	35 mm
8.702-652.0	WS153	TS1531	8.0	2175	1450	35 mm

INTERPUMP / GENERAL PUMP - CAR WASH SOLID-SHAFT PUMP



PART NO.	MODEL NO.	GPM	PSI	RPM	SHAFT DIA	SHIP WT
8.702-754.0	CW2040	5.0	2500	1250	24 mm	30 lbs.
8.702-745.0	CW3040	5.0	3000	1250	24 mm	32 lbs.
9.107-630.0	HTCK3623S	21.0	1500	1150	30 mm	80 lbs.

INTERPUMP / GENERAL PUMP - HOLLOW-SHAFT



■ Direct Drive

■ Flanged for direct couple to gasoline or electric motors



8.702-711.0



8.702-708.0

PART NO.	INTERPUMP MODEL NO.	GP MODEL NO.	GPM	PSI	RPM	SHAFT DIA
COUPLE TO GASOLINE MOTORS						
8.702-711.0	WW906G	TT9061G	2.1	1400	3400	3/4"
8.702-682.0		TT1540GBF	4.0	1500	3400	3/4"
8.702-673.0		TT2028GBF	2.8	2000	3400	3/4"
8.702-674.0		TT2035GBF	3.5	2000	3400	3/4"
COUPLE TO ELECTRIC MOTORS						
8.702-708.0	W905E	T9051E	2.1	1400	1750	5/8"
8.702-710.0	WW906E	TT9061E	2.1	1400	3400	5/8"
8.702-713.0	WW907E	TT9071E	2.8	1500	3400	5/8"
8.702-677.0	-	TT9111EBF	3.0	1500	1750	5/8"
8.702-679.0	-	TT2021EBF	2.1	2000	3400	5/8"
8.702-680.0	-	TT2028EBF	2.8	2000	3400	5/8"
8.702-681.0	-	TT2035EBF	3.5	2000	3400	3/4"

INTERPUMP / GENERAL PUMP - EZ SERIES HOLLOW-SHAFT



■ Direct Drive

■ Flanged for direct couple to gasoline or electric motors



PART NO.	INTERPUMP MODEL NO.	GP MODEL NO.	GPM	PSI	RPM	SHAFT DIA
COUPLE TO GASOLINE MOTORS						
8.702-764.0	WW961EZG	EZ3040G	4.0	2500	3400	1"
8.702-776.0	-	EZ4030G34	3.0	4000	3400	1"
8.702-778.0	-	EZ4035G34	3.5	4000	3400	1"
8.702-779.0	-	EZ4040G34	4.0	4000	3400	1"
COUPLE TO ELECTRIC MOTORS						
8.702-758.0	W956EZE	EZ2536E	3.6	2500	1750	1-1/8"
8.702-759.0	W959EZE	EZ2542E	4.2	2500	1750	1-1/8"
8.702-761.0	W950EZE	EZ2545E	2.5	2500	1750	1-1/8"
8.702-760.0	W953EZE	EZ2555E	5.5	2500	3400	1-1/8"
8.702-780.0	-	EZ4035E	3.5	4000	3400	1-1/8"

INTERPUMP / GENERAL PUMP - TX SERIES HOLLOW-SHAFT



■ Direct Drive

■ Flanged for direct couple to 184TC electric motor



PART NO.	MODEL NO.	GPM	PSI	RPM	SHAFT DIA	SHIP WT
8.702-784.0	TX1810E179	3.2	2000	1750	1-1/8"	30 lbs.
8.702-785.0	TX1812E179	3.8	2000	1750	1-1/8"	32 lbs.

INTERPUMP / GENERAL PUMP KIT SELECTION CHART

Use the selection chart below to find the correct repair kit for the specific Interpump / General Pump model.



PUMP MODEL	VALVES	OIL SEAL PISTON	PACKINGS	PACKINGS WITH BRASS	CERAMIC	VALVE CAPS	PISTON	BOLTS HEAD RINGS	CRANK OIL SEAL
TX1510S34	Kit 123	Kit 159	Kit 160	Kit 166	52040009	Kit 124	52040009	-	-
TX1810E179	Kit 123	Kit 159	Kit 161	Kit 167	44040109	Kit 124	52040009	-	-
TX1812E179	Kit 123	Kit 159	Kit 161	Kit 167	44040109	Kit 124	52040009	-	-
TSF2021	Kit 169	Kit 2	Kit 170	Kit 171	66040009	66130041	66040109	-	Kit 3
TSF2221	Kit 169	Kit 2	Kit 172	Kit 173	66040109	66130041	66040109	-	Kit 3
TSF2421	Kit 169	Kit 2	Kit 181	Kit 182	66040409	66130041	66040409	-	Kit 3
T9721	Kit 1	Kit 23	Kit 19	Kit 27	50040409	Kit 4	Kit 6	Kit 21	104641
T9731	Kit 1	Kit 23	Kit 19	Kit 27	50040409	Kit 4	Kit 6	Kit 21	104637
T731	Kit 1	Kit 23	Kit 19	Kit 27	50040409	Kit 4	Kit 6	Kit 21	104641
T991	Kit 1	Kit 23	Kit 19	Kit 27	50040409	Kit 4	Kit 6	Kit 21	104641
T9951	Kit 1	Kit 23	Kit 19	Kit 27	50040409	Kit 4	Kit 6	Kit 21	104641
T9971	Kit 1	Kit 23	Kit 19	Kit 27	50040409	Kit 4	Kit 6	Kit 21	104641
T921	Kit 1	Kit 2	Kit 148	Kit 29	47040509	Kit 4	Kit 6	Kit 11	Kit 3
T1011	Kit 1	Kit 2	Kit 69	Kit 28	47040409	Kit 4	Kit 6	Kit 7	Kit 3
T1321	Kit 1	Kit 2	Kit 148	Kit 29	47040509	Kit 4	Kit 6	Kit 11	Kit 3
T9211	Kit 1	Kit 2	Kit 69	Kit 28	47040409	Kit 4	Kit 6	Kit 7	Kit 3
T9281	Kit 1	Kit 2	Kit 109	Kit 112	47040856	Kit 106	Kit 107	Kit 108	Kit 3
T4251	Kit 122	Kit 44	Kit 77	Kit 78	61040056	Kit 122	-	Kit 7	Kit 32
T5050	Kit 150	Kit 2	Kit 109	Kit 151	47040856	Kit 150	47040856	Kit 108	Kit 3
TS1021	Kit 1	Kit 2	Kit 69	Kit 28	47040409	Kit 4	Kit 6	Kit 7	Kit 3
TS1011	Kit 1	Kit 2	Kit 69	Kit 28	47040856	Kit 4	Kit 6	Kit 7	Kit 3
TS1041	Kit 62	Kit 37	Kit 69	Kit 82	47040409	98231200	Kit 54	Kit 7	Kit 32
TS1321	Kit 1	Kit 2	Kit 148	Kit 29	47040509	Kit 4	Kit 6	Kit 11	Kit 3
TS1511	Kit 1	Kit 2	Kit 69	Kit 28	47040409	Kit 4	Kit 6	Kit 7	Kit 3
TS1531	Kit 62	Kit 37	Kit 69	Kit 82	47040409	98231200	Kit 54	Kit 7	Kit 32
TS2011	Kit 1	Kit 2	Kit 69	Kit 28	47040409	Kit 5	Kit 6	Kit 7	Kit 3
TS2021	Kit 1	Kit 2	Kit 69	Kit 28	47040409	Kit 5	Kit 6	Kit 7	Kit 3
TT9111	Kit 1	Kit 83	Kit 141	Kit 140	51040109	Kit 84	51040109	-	104641
TT941	Kit 1	Kit 83	Kit 97	Kit 96	51040009	Kit 84	51040109	-	104641
TT9441	Kit 1	Kit 23	Kit 88	Kit 92	52040009	Kit 4	Kit 6	-	104641
TT2028	Kit 1	Kit 83	Kit 97	Kit 96	051040009	Kit 84	-	-	104637
TT2035	Kit 1	Kit 83	Kit 97	Kit 96	51040009	Kit 84	-	-	104637
TT9061	Kit 1	Kit 83	Kit 97	Kit 96	51040009	Kit 84	-	-	104637
TT9071	Kit 1	Kit 83	Kit 97	Kit 96	51040009	Kit 84	-	-	104637
EZ2542E	Kit 123	Kit 23	Kit 127	Kit 131	44040109	Kit 124	-	Kit 129	104649
EZ2545E	Kit 123	Kit 23	Kit 88	Kit 130	52040009	Kit 124	-	Kit 90	104649
EZ3035G	Kit 123	Kit 23	Kit 88	Kit 130	52040009	Kit 124	52040009	Kit 90	104649
EZ3040G	Kit 123	Kit 23	Kit 88	Kit 130	52040009	Kit 124	52040009	Kit 90	104649
EZ3040S	Kit 123	Kit 23	Kit 88	Kit 130	52040009	Kit 124	52040009	Kit 90	104644
T9051EBF	Kit 1	Kit 83	Kit 97	Kit 96	52040009	Kit 84	51040009	-	104644
EZ2542S	Kit 123	Kit 23	Kit 127	Kit 131	44040109	Kit 124	44040109	Kit 129	104644
EZ3042S	Kit 123	Kit 23	Kit 127	Kit 131	44040109	Kit 124	44040109	Kit 129	104644
ES4040S34	Kit 123	Kit 23	Kit 153	Kit 156	44040266	Kit 124	44040266	Kit 155	104644
EZ3030G34	Kit 123	Kit 23	Kit 88	Kit 130	52040009	Kit 124	52040009	Kit 90	104649
EZ3045G	Kit 123	Kit 23	Kit 88	Kit 130	52040009	Kit 124	52040009	Kit 90	104649
EZ4035G34	Kit 123	Kit 23	Kit 153	Kit 156	44040266	Kit 124	44040266	Kit 155	104649
TS1331-B	Kit 1	Kit 2	Kit 69	Kit 28	47040409	Kit 4	Kit 6	Kit 7	Kit 3
T1631	Kit 1	Kit 24	Kit 148	Kit 29	47040509	Kit 4	Kit 6	Kit 11	-
CW1012	Kit 62	Kit 37	Kit 113	Kit 67	69040109	-	Kit 74	Kit 65	Kit 32

Specifications, product descriptions, product availability, and pricing subject to change without notice.

INTERPUMP / GENERAL PUMP KITS - GENUINE

We stock a complete selection of original Interpump / General Pump repair kits. See previous page for our kit selection chart.



■ Complete selection of repair kits

PART NO.	KIT.	DESCRIPTION
8.702-798.0	1	Valve
8.702-800.0	2	Piston, Rod Oil Seal
8.702-801.0	3	Crankshaft Oil Seal
8.702-802.0	4	Valve Cap
8.702-803.0	5	Valve Cap
8.702-805.0	6	Piston Bolt
8.702-804.0	6A	Washer for Piston Bolts
8.702-806.0	7	Head Ring
8.702-116.0	8	HP Old Style, 20 mm Packing
8.702-115.0	8	New Style
8.900-442.0	8	Old Style, Packing Kit
8.900-444.0	9	Packing Spacer
8.702-809.0	10	Retainer, 20 mm Packing
8.702-810.0	11	22 mm Head Ring
8.702-811.0	12	22 mm Packing
8.702-813.0	15	Packing Adapter
8.702-814.0	16	24 mm Packing
8.702-817.0	19	20 mm HP Packing
8.702-818.0	19	New Style
8.702-820.0	20	20 mm, Intermed. Ring
8.702-821.0	21	20 mm Head Ring
8.702-823.0	23	Piston, Rod Oil Seal
8.702-824.0	24	Piston, Rod Oil Seal
8.702-826.0	27	20 mm, Packing Assy
8.702-829.0	28	20 mm, Packing Assy
8.702-830.0	29	22 mm, Packing Assy
8.702-833.0	32	Crankshaft, Oil Seal
8.702-834.0	37	Piston, Rod Oil Seal
8.702-836.0	38	36 mm Packing
8.702-847.0	58	K5 Maintenance
8.702-849.0	60	K5, Complete Rebuild
8.702-851.0	62	Valve
8.702-853.0	64	Packing w/ Intermed. Rings
8.702-854.0	65	30 mm, Head Ring
8.702-857.0	69	20 mm Packing with Restop
8.702-858.0	70	K7 Maintenance
8.702-859.0	71	Intermed Ring with Restop
8.702-860.0	72	Maintenance Kit
8.702-864.0	77	20 mm Packing with Restop
8.702-872.0	83	Oil Seal
8.702-873.0	84	Valve Cap
8.702-874.0	85	Complete Packing
8.702-875.0	86	Packing Retainer
8.702-877.0	88	Packing, EZ3040G

PART NO.	KIT.	DESCRIPTION
8.702-879.0	90	Head Ring
8.702-882.0	92	Piston Seal
8.702-883.0	93	Control Set W2
8.702-886.0	96	Packing Assy
8.702-887.0	97	Packing
8.702-893.0	102	Unloader Maintenance
8.702-897.0	106	Valve Cap
8.702-898.0	107	Piston Bolt, Pump T9281
8.702-899.0	108	Head Ring for T-9281
8.702-900.0	109	16 mm, Intermed Ring
8.702-901.0	110	16 mm, Intermed Ring
8.702-902.0	111	Packing, Retainer, 16 mm, Pump T9281
8.702-903.0	112	16 mm, Packing Assy
8.702-904.0	113	Packing Assy
8.702-908.0	118	Packing
8.702-909.0	119	Packing
8.702-912.0	122	Valves
8.702-913.0	123	Valve, EZ3040
8.702-914.0	124	Valve Cap and O-Ring for EZ Pump
8.702-917.0	127	Packing, EZ2542S
8.702-919.0	129	Head Ring, EZ Series
8.702-920.0	130	Packing Complete
8.702-921.0	131	EZ Pump
8.702-928.0	140	Packing Assy, T9111
8.702-929.0	141	Packing Assy
8.702-930.0	148	22 mm Packing
8.702-932.0	150	Valve, General T5050
8.702-933.0	151	Packing Retainer
8.702-934.0	153	Packing Kit
8.702-936.0	156	13 mm Packing
8.702-937.0	159	Oil Seal
8.702-938.0	160	Short Packing
8.702-939.0	161	Packings
9.841-673.0	163	Seal Retainer
9.841-638.0	165	Int Ring
8.702-942.0	166	Long Kit 1
8.702-943.0	167	Packing Assy
8.702-945.0	169	Valve Kit
8.702-946.0	170	LP Seal Kit and HP Seal
8.702-947.0	171	Packings
8.702-948.0	172	Low / High Packing
8.702-949.0	173	Packings, Kit 176 & Kit 180
8.702-950.0	174	Seal Kit

INTERPUMP / GENERAL PUMP KITS - GENUINE (CONTINUED)



PART NO.	KIT.	DESCRIPTION	PART NO.	KIT.	DESCRIPTION
8.702-951.0	175	16MM Seal Kit	8.702-960.0	204	Seals
8.702-952.0	176	18 mm Packing	8.723-512.0	212	Kit 212
8.702-953.0	180	18 mm Packing	8.702-962.0	226	15 mm Packing
8.702-954.0	181	LP Seal Kit and HP Seal	8.702-961.0	220	Hot Seals & Valves
8.702-955.0	182	Packings, Kit 196 & Kit 197	9.105-490.0	269	Kit 269
8.702-956.0	196	15 mm HP Packing	9.105-449.0	277	18 MM Packing
8.702-957.0	197	18 mm HP Packing	9.105-450.0	271	Seals
8.702-958.0	201	Valve kit	8.756-374.0	290	20 mm Packing
8.702-959.0	202	Packing Kit	9.107-628.0	967	30 mm Packing Assy
8.723-898.0	203	Seals			

CERAMIC PLUNGERS



- Precision-ground, high-polish, solid ceramic plungers, designed for long life even under constant use.

PART NO.	GENERAL PUMP PART NO.	SIZE
8.703-185.0	51040109	18 mm
8.703-187.0	52040009	15 mm, EZ Series
8.703-188.0	46040009	For W50 Pump
8.703-190.0	47040409	20 mm
8.703-191.0	44040109	18 mm, EZ Series
8.703-192.0	47040509	22 mm
8.900-575.0	51040166	18 mm, TP Series
8.703-193.0	47040609	24 mm Solid, Ceramic
8.703-194.0	47040856	16 mm, 47 Series
8.703-195.0	50040409	20 mm, T Series 49
8.703-196.0	61040056	20 mm, 76 & 77 Series
8.703-198.0	44040266	13 mm, EZ Series
8.703-200.0	76040209	45 mm
8.703-767.0	66040109	22 mm, TSF2221
8.703-768.0	66040409	24 mm
8.701-400.0	51040009	15 mm, T21
9.106-229.0	59040009	20 mm

AR TRIPLEX CERAMIC PLUNGER PUMPS



■ Direct Drive



8.702-498.0



8.702-513.0



8.702-550.0

PART NO.	MODEL NO.	GPM	PSI	RPM	SHAFT DIA	SHIP WT
GAS ENGINE FLANGED MODELS						
8.702-494.0	XTV3G22D-F7	3.0	2200	3400	3/4"	11 lbs.
8.702-498.0	XMV3G30D-F24	3.0	3000	3400	1"	19 lbs.
8.702-495.0	XMV3G25D-F25	3.0	2500	3400	3/4"	19 lbs.
8.702-542.0	XMV35G25D-F25	3.5	2500	3400	3/4"	19 lbs.
8.702-602.0	RKV4G37D-F24	4.0	3700	3400	1"	21 lbs.
8.702-582.0	RKV4G40HD-F24	4.0	4000	3400	1"	21 lbs.
9.108-219.0	RMV2.5G30	2.5	3000	3400	3.4"	7.5 lbs.
SOLID-SHAFT MODELS						
8.702-506.0	XTA3G22N	3.0	2200	1750	24 mm	11 lbs.
8.715-307.0	XMA3.5G25N	3.5	2500	1750	24 mm	18 lbs.
8.702-593.0	RKA4G30N	4.0	3000	1750	24 mm	19 lbs.
8.702-597.0	RKA4G40HN	4.0	4000	1750	24 mm	21 lbs.
8.702-513.0	XW2623	6.87	3400	1450	24 mm	34 lbs.
ELECTRIC FLANGED MODELS						
8.702-550.0	XTV2G15EBA-F8	2.1	1500	3400	5/8"	10 lbs.
8.702-551.0	XTV3G16E-F8	3.0	1600	3400	5/8"	10 lbs.
8.702-500.0	XTV3G22E-F8	3.0	2200	3400	5/8"	11 lbs.
8.702-515.0	XTA3G22E-F8	3.0	2200	1750	5/8"	11 lbs.
8.702-514.0	XTA3G16EBA-F8	3.0	1600	1750	5/8"	10 lbs.
8.702-591.0	RKA4G20E-F17	4.0	2000	1750	1-1/8"	21 lbs.
8.702-592.0	RKA4G30E-F17	4.0	3000	1750	1-1/8"	21 lbs.

AR DIRECT DRIVE PUMPS



9.113-119.0



9.113-106.0



9.113-103.0

PART NO.	MODEL NO.	GPM	PSI	RPM	SHAFT DIA	SHIP WT
DIRECT DRIVE GAS PUMPS						
9.113-101.0	RCV3G27D-F7	3.0	2700	3400	3/4"	11 lbs.
9.113-102.0	RCVU3G27D-F7-EZ	3.0	2700	3400	3/4"	11 lbs.
9.113-116.0	RCV25G27D-F7	2.5	2700	3400	3/4"	11 lbs.
9.113-118.0	RCV35G25D-F8	5.0	2500	3400	5/8"	11 lbs.
9.113-119.0	RCV3G27D-VR54-PKG	3.0	2700	3400	1"	11 lbs.
9.113-121.0	RKV35G40HD-F24	3.5	4000	3400	1"	21 lbs.
9.113-122.0	RKV45G40HD-F24	4.5	4000	3400	1"	21 lbs.
9.113-123.0	RKV5G40HD-F24	5.0	4000	3400	1"	21 lbs.
DIRECT DRIVE ELECTRIC PUMPS						
9.113-106.0	RK1828HN	4.75	4000	1450	24 mm	20 lbs.
9.113-111.0	RCA2G22E-F8	2.0	2200	1750	5/8"	11 lbs.
9.113-112.0	RCA35G16E-F8	3.5	1600	1750	5/8"	11 lbs.
9.113-114.0	RCA3G25E-F8	3.0	2500	1750	24 mm	11 lbs.
9.113-117.0	RCV2G25E-F8	2.0	2500	3400	5/8"	11 lbs.
9.113-124.0	RRA35G30E-F17	3.5	3000	1750	1-1/8"	18 lbs.
9.113-125.0	RRA3G30E-F17	3.0	1700	1750	1-1/8"	18 lbs.
COMMERICAL PUMPS						
9.113-103.0	RG1528HN	4.0	4000	1450	24 mm	27.5 lbs.
9.113-104.0	RG2125HN	5.5	3650	1450	24 mm	27.5 lbs.
9.113-105.0	RK1528HN	4.0	4000	1450	24 mm	20 lbs.
9.113-107.0	RKA4G40HN-CR	4.0	4000	1750	24 mm	20 lbs.
9.113-108.0	RRA55G26E-F17	5.5	3000	1750	1-1/8"	18 lbs.
9.113-109.0	RRV4G40-VRT-PKG	4.0	3600	3400	1"	20 lbs.
9.113-110.0	XWL50.20NB	13.0	3000	1450	22 mm	34 lbs.
9.113-113.0	RCA35G25N	3.5	2500	1750	24 mm	10 lbs.
9.113-115.0	RCA3G25N	3.0	2500	1750	24 mm	10 lbs.
9.113-120.0	RKA35G40HN	3.5	4000	1750	24 mm	20 lbs.
9.113-126.0	RRA4G40N	4.0	4000	1750	24 mm	17 lbs.
9.113-127.0	RRA55G30N	5.5	3000	1750	24 mm	17 lbs.
9.113-129.0	RRV35G40HD-F24	3.5	4000	3400	1"	18 lbs.
9.113-130.0	RRV3G36D-F24	3.0	3600	3400	1"	18 lbs.

AR PUMP REPAIR KIT SELECTION CHART

Use the following chart to find AR Repair Kits by pump model number. See next page for AR kit part numbers. We also stock a broad selection of non-kit AR repair parts.



PUMP MODEL	WATER SEALS	CHECK VALVES	OIL SEALS	PISTON KIT	PISTON GUIDE	SUPPORT RINGS	HOT KIT
XJV	AR002798	AR002869	AR002797	AR002596	AR1980180 ea	AR1980190 ea	-
XJW	AR002800	AR002869	AR002797	AR002596	AR1980180 ea	AR1980190 ea	-
XT-15MM	AR001866	AR001864	AR001872-N ver AR002725-H/D	AR002628	AR1260151 ea	AR1520120 ea	AR002815
XT-18MM	AR001874	AR001864	AR001872-N ver AR002726-H/D	AR002629	AR1260450 ea	AR1320340 ea	AR002816
XTA-15MM	AR001866	AR001864	AR001860-E ver	AR002628	AR1260151 ea	AR1520120 ea	AR002815
XTA-18MM	AR001874	AR001864	AR001860-E ver	AR002629	AR1260450 ea	AR1320340 ea	AR002816
XTV	AR002520	AR001864	AR001860-D, E ver AR001872-N ver	AR002628	AR1260151 ea	AR1520120 ea	AR002815
XM-15MM	AR002741	AR001864	AR002786-N ver AR1780100 ea R	AR002544	AR1780090 ea F	AR002740	AR002030-V
XM-18MM	AR002747	AR001864	AR002786-N ver AR1780120 ea R	AR002545	AR1780110 ea F	AR002745	AR002029-V
XMA-15MM	AR002741	AR001864	AR002786-N ver AR1780100 ea R	AR002544	AR1780090 ea F	AR002740	AR02776
XMA-18MM	AR002747	AR001864 AR002787-E ver	AR002786-N ver AR1780120 ea R	AR002545	AR1780110 ea F	AR002745	AR002777
XMV	AR002741	AR001864 AR002787-D ver	AR002786-N ver AR1780100 ea R	AR002544	AR1780090 ea F	AR002740	AR02817
XRC-18MM	AR001857	AR002864	AR001855-N ver	AR002546	AR1380090 ea	AR001829	AR002819
XRC-20MM	AR001887	AR002864	AR001855-N ver	AR002547	AR1380150 ea	AR001815	AR002820
XRCA-18MM	AR001857	AR002864	AR001855-N ver	AR002546	AR13800990 ea	AR001829	AR002819
XRCA-20MM	AR001887	AR002864	AR001855-N ver AR001856-E ver	AR002547	AR1380150 ea	AR001815	AR002820
XRCV	AR001857	AR001828	AR001856-D, E ver	AR002546	AR1380090 ea	AR001829	AR002819
RK-18MM	AR001857	AR002864	AR001855-N ver	AR002547	AR1380090 ea	AR001829	AR0042213
RK-20MM	AR001887	AR002864	AR001855-N ver	AR002546	AR1380150 ea	AR001815	AR002820
RKA-18MM	AR001857	AR002864	AR001855-N	AR002546	AR1380090 ea	AR001829	AR0042213
RKA-20MM	AR001887	AR002864	AR001855-N ver	AR002547	AR1380090 ea	AR001515	AR002820
RKV	AR001857	AR001828	AR001856	AR002546	AR1380150 ea	AR001829	AR0042213
XW-20MM	AR002782	AR002780	AR002781	AR002542	AR2784 ea	-	AR002778
XW-22MM	AR002783	AR002780	AR002781	AR002543	AR002785	-	AR002779
XWA-20MM	AR002782	AR002780	AR002781	AR002542	AR002784	-	AR002778
XWA-22MM	AR002783	AR002780	AR002781	AR002543	AR002785	-	AR002779
SXW-18MM	AR002874	AR002871	AR002873	AR002548	AR002875	-	-

AR PUMP KITS

Original factory-direct repair kits. See previous page for kit selection chart. Don't see what you're looking for? Give us a call. We stock a broad selection of AR replacement parts. AR piston kits contain all that you need to repair broken pistons, O-rings, washers, nuts, plungers...YOU GET IT ALL!



PART NO.	MODEL NO.	KIT DESCRIPTION	
8.720-573.0	AR001804	Packing	
8.720-574.0	AR001805	Packing, 20 mm	
8.740-118.0	AR001806	Pump	
8.720-575.0	AR001815	Piston	
8.720-578.0	AR001825	Valve Kit	
8.720-579.0	AR001826	Piston Bolt	
8.720-581.0	AR001828	Valve	
8.720-582.0	AR001829	Ring, Support, XRA / XRV*	
8.720-583.0	AR001830	Repair, AR 2882, O-Rings Only	
8.720-585.0	AR001842	Piston, XRA / XRV*	
8.720-586.0	AR001843	Piston, XRA, XR	
8.720-592.0	AR001855	Oil Seal, XRA*	
8.720-593.0	AR001856	Oil Seal, XRV	
8.720-594.0	AR001857	Packing, XRA / XRV*	
8.720-596.0	AR001860	Seal, Oil, XTV*	
8.720-597.0	AR001864	Valve Kit	
8.720-598.0	AR001865	Oil Seal	
8.720-599.0	AR001866	Water Seals	
8.720-601.0	AR001869	Repair Unloader	
8.720-602.0	AR001872	Oil Seal	
8.720-603.0	AR001873	Oil Seal Kit Complete	
8.720-604.0	AR001874	Packing	
8.720-606.0	AR001887	Water Seals	
8.720-611.0	AR002031	Viton Seal, XRA	
8.720-612.0	AR002043	Oil Seal	
8.720-613.0	AR002044	Seal	
8.720-632.0	AR002544	Piston, XM*	
8.720-633.0	AR002546	Piston XRCA / XRCV	
8.720-643.0	AR002624	Seal	
8.720-644.0	AR002628	AR Piston #2628	
8.720-649.0	AR002697	Repair, Combination Set	
8.720-651.0	AR002740	Support Ring, XM*	
8.720-652.0	AR002741	Water Seal, XM*	
8.720-655.0	AR002747	Packing, XMA* 18 mm	
8.720-658.0	AR002776	Hot / Dry Cup	
8.720-661.0	AR002780	Valve, XWA8G30N-SX	
8.720-662.0	AR002781	Seal, XWA8G30N-SX	
8.720-663.0	AR002782	Piston Seal, XWA8G30N-SX	
8.720-665.0	AR002784	Piston Guide, XWA8G30N-SX	
8.720-667.0	AR002786	Oil Seals, XMA35G25N	
8.720-668.0	AR002787	Oil Seals	
8.720-684.0	AR002864	Valve Kit, RK*	
8.702-623.0	AR002278	Hot Pack Kit	
9.105-742.0	AR42476	Water Seal Kit -RCV-RCVU	\$104.00
9.105-982.0	AR42638	Complete head with seals and valves	\$416.00

*Series

CAT TRIPLEX PUMPS



■ Direct Drive



8.702-444.0



8.702-381.0



8.702-464.0



9.113-051.0



9.113-054.0



9.113-046.0



9.109-786.0



8.702-436.0

PART NO.	MODEL NO.	GPM	PSI	RPM	SHAFT DIA	SHIP WT
SOLID SHAFT MODELS						
8.702-444.0	56	5.5	3500	1210	24 mm	29 lbs.
8.702-440.0	530	5.0	2500	1100	24 mm	26 lbs.
8.702-449.0	660	10.0	3000	1429	30 mm	44 lbs.
9.113-045.0	700	4.7	5000	1750	24 mm	29 lbs.
8.702-429.0	310	4.0	2200	950	20 mm	20 lbs.
8.702-381.0	310S	4.0	2200	950	20 mm	20 lbs.
8.702-464.0	5CP3120	4.5	3500	1750	20 mm	20 lbs.
9.113-051.0	5CP3120CSS	4.5	3500	1645	20 mm	20 lbs.
8.702-465.0	5CP5120	5.0	3000	1415	20 mm	20 lbs.
9.113-052.0	5CP5140CSS	5.5	3500	1500	20 mm	20 lbs.
DIRECT DRIVE ELECTRIC FLANGED MODELS						
9.113-048.0	4DX20ER	2.0	2000	3450	5/8"	11 lbs.
9.113-049.0	4DX27ER	2.7	2000	3450	5/8"	11 lbs.
9.113-053.0	5SP30ELU	3.0	3000	1750	1-1/8"	13.2 lbs.
9.113-054.0	5SP35ELU	3.5	2500	1750	1-1/8"	13.2 lbs.
9.113-055.0	5SP40ELU	4.0	2000	1750	1-1/8"	13.2 lbs.
DIRECT DRIVE GAS FLANGED MODELS						
9.113-046.0	4DNX25GSI	2.5	3000	3450	3/4"	11 lbs.
9.113-047.0	4DNX27GSI	2.7	3000	3450	3/4"	11 lbs.
9.113-050.0	4DX29GUIF	2.9	2600	3450	3/4"	14 lbs.
9.109-786.0	4SPX32G1I	3.2	3000	3450	1"	18 lbs.
9.113-057.0	67DX39G1I	3.9	4000	3450	1"	18 lbs.
8.702-436.0	66DX35G1I	3.5	4000	3400	1"	27 lbs.
8.702-435.0	66DX40G1I	4.0	4000	3400	1"	27 lbs.
9.113-056.0	66DX40GG1	4.0	4000	3400	1"	27 lbs.

COMET PUMPS AND PUMP KITS

For use in homeowner or light commercial-duty pressure washers.



- One-Piece Bronze Connection Rods
- Built-in Unloader
- Increased surface area for lower operating temperatures Ultra High-Pressure Head



PART NO.	MODEL NO.	GPM	PSI	RPM	SHAFT DIA	INLET/OUTLET
9.802-357.0	AXD 2020 E	1.9	2000	3400	5/8" Hollow	3/4" FGH/3/8" MPT
8.702-576.0	AXD 3020 G	2.75	2000	3400	3/4" Hollow	3/4" FGH/3/8" MPT
8.715-286.0	AXD 2427 G	2.5	2700	3400	3/4" Hollow	3/4" FGH/3/8" MPT
8.750-238.0	BXD 2020 E	1.9	2000	3400	5/8" Hollow	1/2" FPT/3/8" MPT

Comet kits and parts are available for any Comet model. Call with model number for quick and accurate service.

PART NO.	MODEL NO.
8.721-902.0	Piston, 15 mm, FWD
8.721-903.0	Piston, 18 mm, FWD
8.718-556.0	Seal Kit, LWD, HP
8.721-979.0	Packing Kit, FWS / FWD
8.721-985.0	Seal Kit Oil, LW Series, Hollow
8.721-986.0	Seal Kit, ZWD4030G
8.721-987.0	Seal Kit, Hollow Shaft Pumps
8.721-989.0	Seal Kit, AXD2020
8.721-988.0	Seal Kit, AXD3020
8.750-711.0	Seal Kit, BXD2020 E
8.721-996.0	Valve Kit ZWD / FWS / FWD / HW / FW / LW
8.721-997.0	Valve Kit, AXD 3020
8.725-562.0	Valve Kit, BXD 2020

Comet Pumps & Pump Kits - MC25-GR (with Gear Reducer)

Perfect for Soft Wash, Ag Spraying, Lawn Care, Nursery, Pest Control, Mold Removal & Insulation applications.



- Twin Diaphragm, Low Pressure
- DURAphragm Technology
- Features Anodized Aluminum body for corrosion resistance
- Buna Diaphragm/Seals
- 3/4" Hydraulic Drive
- Includes Adjustable Pressure Regulator, manual dump lever & rails

PART NO.	GPM	PSI	RPM	SHAFT DIA	INLET/OUTLET	BYPASS
9.113-711.0	6.1	362	650	3/4"	3/4" / 3/8"	1/2"

Specifications, product descriptions, product availability, and pricing subject to change without notice.

PISTON PUMPS - HYPRO



8.702-156.0

- Temperature Max: 140°F (except 5321)
- Temperature Max: 180°F (for 5321)
- Cast Iron Body
- Stainless-Steel Check Valves
- Complete with Base or Torque Arm
- Buna Cups
- 1/2 NPT Ports

PART NO.	HYPRO	GPM	PSI	RPM
SOLID SHAFT				
8.702-158.0	5320	2.0	500	1750
8.702-161.0	5321	2.2	1000	1750
8.702-167.0	5330	3.0	500	1750
HOLLOW SHAFT				
8.702-156.0	5315	1.5	500	1750
8.702-159.0	5320	2.0	500	1750
8.702-160.0	5321	2.2	1000	1750
8.702-166.0	5330	3.0	500	1750
8.702-146.0	Injector Head 5320 / 5330 Pump			
8.702-152.0	Injector Head 5321 / 5324 Pump			

PUMP PARTS AND TOOLS



For 5300 Series pumps.

- A necessity for working on 5300 Series pumps
- Rugged Construction



Valve Seat Tools



Piston Repair Kit



Valve Cage Tools

PART NO.	DESCRIPTION
8.722-629.0	Piston Repair Kit, Model 5320 Pump
8.722-634.0	Piston Repair Kit, Model 5321 Pump
8.722-641.0	Check Valve Kit, All 5300 Pumps
8.712-510.0	Valve Cage Tool
8.712-512.0	Valve Seat Tool

Note: Piston Repair Kits have Buna Seal

PUMP PACKING & SEAL KITS - GENERIC - A+



UPC, General Pump and Interpump replacement kits. Time-tested, quality parts meet or exceed factory specifications.



PART NO.	DESCRIPTION
8.900-438.0	Kit 1, Check Valve
8.900-440.0	Kit 2, Oil Seal
8.900-441.0	Kit 3, Cranshaft Oil Seal
8.900-442.0	Kit 8, New Style Packing Kit
8.900-443.0*	Kit 8, V-Packing
8.900-444.0*	Kit 9, Intermed Packing
8.900-447.0*	Kit 12, V-Packing
8.900-456.0*	Kit 19, V-Packing
8.900-463.0	Kit 23, Crankcase Oil Seal
8.900-464.0	Kit 24, Crankcase Oil Seal
8.900-466.0*	Kit 27, Plunger Repair
8.900-468.0*	Kit 28, Plunger Repair
8.900-471.0*	Kit 29, Plunger Repair
8.900-476.0	Kit 37, Oil Seal
8.900-485.0	Kit 83, Oil Seal
8.900-492.0	Kit 97, Packing

*These are old style kits to replace components in Interpump / General pumps with two brown Buna-V packings (pumps built before the change was made to restop ring and black low-pressure seals).

JETTER PULSE VALVES




- Replaces valve cap to create pulsation action, to move nozzle in pipe cleaning applications.

PART NO.	DESCRIPTION
8.755-228.0	For Legacy GB / GF / GP Series
8.755-229.0	For Legacy GM Series / GS Series
8.755-230.0	For Legacy GT Series
8.755-231.0	For Legacy GX Series, 4350 PSI
8.712-249.0	For GP 47 Series Pump
8.712-250.0	For GP TT Pumps

ACCUMULATOR BY INTERPUMP

Pulse dampener.



- PSI Max: 1350
- 3/4" MPT Connector
- GPM Max: 10
- Weight: 1 lbs.

PART NO.	MAX PSI	MAX GPM	DESCRIPTION
8.711-148.0	1350	10	Accumulator

ACCUMULATOR - PULSE DAMPENER

Pulse dampener.



- Precharge Pressure PSI: 580
- Temperature Max: 180°F

PART NO.	WORKING PSI	CAPACITY	INLET
8.711-145.0	3100	21.4 CU"	1/2" F
8.711-146.0	3100	6.1 CU"	3/8" F
8.711-147.0	4400	2.5 CU"	3/8" F

INTERPUMP / GENERAL PUMP - V-PACKING INSERTION TOOL KIT



- Contains inserting tools for installing 20 mm, 22 mm and 24 mm V-packings in the packing gland
- Prevents damage to sealing surfaces

PART NO.	DESCRIPTION
8.712-519.0	V-Packing Kit
9.109-643.0	V-Packing Kit, 15mm and 18mm, 63 Series

PUMP TOOLS - EXTRACTOR PLIERS & DENTAL PICK




- Indispensable for Pump Repair
- Excellent for removing O-rings, seals, and more
- 6" Long Dental Pick
- Stainless-Steel
- Knurled Handle
- Double-End

PART NO.	DESCRIPTION
8.707-467.0	Dental Pick
9.802-568.0	Pliers, Seal Extractor

PUMP PACKING EXTRACTOR HAMMER & SOCKETS

Virtually unbreakable sockets will pull packings from Interpump, General and other brand pumps.

Easy to use: Slide-Hammer (shown below) attaches to slotted socket - which expands inside the packing gland. The slide hammer then pops the packing gland brass out of the head to facilitate easy seal repairs without damage to brass support rings.



PART NO.	DESCRIPTION
----------	-------------

SLIDE HAMMER

8.712-513.0	Hammer Only
-------------	-------------

SOCKETS FOR REGULAR SLIDE HAMMER

8.712-516.0	18 mm Socket
8.712-515.0	15 mm Socket
8.712-517.0	20 mm Socket
8.712-518.0	22 mm Socket
8.712-520.0	25 mm Socket

LARGE SLIDE HAMMER

8.712-521.0	Large Slide Hammer
-------------	--------------------

SOCKETS FOR LARGE SLIDE HAMMER

8.712-523.0	30 mm Socket
8.712-524.0	38 mm Socket
8.712-525.0	45 mm Socket

INTERPUMP PACKING / EXTRACTION TOOL



Expansion tool inserts into packing gland to remote lodged packing components



PART NO.	DESCRIPTION
----------	-------------

8.712-522.0	Extractor Only
-------------	----------------

EXPANSION SOCKETS FOR EXTRACTOR ABOVE

8.712-526.0	15 mm, Ref Kit 86 and 97
8.712-528.0	20 mm, Ref Kit 8 and 19
8.712-529.0	22 mm, Ref Kit 12
8.712-530.0	24 mm, Ref Kit 16

Note: 15 mm Expansion Sockets also Fit Admiral Pump W-Series Pumps.

PUMP OIL



- Quality mineral base lubricating oil ideal for use in high pressure piston precision plunger pumps.
- Blended with wear, rust and foam inhibitors.
- Available in 10W30 & 10W40

PART NO.	DESCRIPTION
8.923-425.0	Pump Oil 10W40, Quart
8.901-077.0	Pump Oil 10W30, Quart
8.901-080.0	Pump Oil 10W30, Case (12 Quarts)

GEAR BOX LUBE



- A premium-quality lubricating oil fortified with additives to reduce friction, foaming and corrosion.
- Ideal for use in heavy industrial applications requiring hydraulic based lubricant.

PART NO.	DESCRIPTION
8.756-854.0	Pump Lube, Quart
9.808-016.0	Case Lot, Qty 12

PUMP LUBE



- A multi-viscosity SAE 80W 90 lubricant with anti-friction, anti-foaming and corrosion-inhibitor additives.
- Use in Admiral Geared Speed Reducers and Interpump / General RS99, RS151, PTO and other high-speed gear boxes.

PART NO.	DESCRIPTION
8.756-728.0	Gear Lube, 2-1/2 Gallons

GP PUMP PACKING / EXTRACTION KIT - COMPLETE



- 13 mm - 24 mm in a Carrying Case
- Slide Hammer
- 13 mm, 15 mm, 18 mm, 20 mm, 22 mm and 24 mm Sockets
- Fits General Pumps

PART NO.	DESCRIPTION
8.723-619.0	Puller & Packaging Kit

GEAR REDUCTION



Fits Legacy, Admiral, Bertolini, GP, Interpump, Comet, Udor & Hawk. Please be sure to check with your representative to ensure the proper gearbox for your pump.



- Engine-to-Pump Drive Units
- 2.18 to 1 Reduction Ratio (3,675 Eng. RPM = 1,750 Pump RPM)
- Engine Shaft Size = .0984", 1", 1-1/8" & 3/4"
- 18-24HP Range, Input Shaft = 1", Output Shaft = 24mm, 87mm Flg. Mout.

PART NO.	DESCRIPTION
8.710-332.0	24 mm Pump x 1-1/8" Engine
8.710-333.0	30 mm Pump x 1" Engine
8.715-344.0	25 mm Pump x 1" Engine, B18
8.715-342.0	24 mm Pump x 1" Engine, B18
8.749-925.0	24 mm Pump x 0.984" / 25 mm Engine, B18
8.749-922.0	24 mm Pump x 3/4" Engine, B5
8.754-767.0	25 mm Pump x 1-1/8" Engine, B24
8.710-334.0	30 mm Pump x 1-1/8" Engine
8.710-336.0	24 mm Pump x 1-1/8" Engine
9.115-049.0	YGR100P 18-24HP

ANTI-SEIZE COMPOUND

Recommended for all metal-to-metal, power-drive assemblies. Facilitates removal after use.



- Copper-Graphite or Nickel
- Copper-graphite high-torque for high temperature to 1800°F
- Nickel continues to work up to 2400°F
- Stops rust, galling and seizure on pulley / shaft or gear / shaft interfaces

PART NO.	DESCRIPTION
8.704-638.0	Blister Pack, 1 application, Copper - Graphite
8.704-641.0	8 oz. Brush Top Can - Nickel

GEARED REDUCTION UNITS - INTERPUMP / GENERAL PUMP



For use with 1450 RPM Interpump, General Pumps & Admiral A-W99.

- Eliminates Belts, Pulleys and Belt Guards
- Engine-to-Pump Drive Units
- Improve Efficiency



RS99:

2.4:1 Gear Reduction (3480 Engine RPM = 1450 RPM Pump) for 3-5 HP Briggs, Honda-Tecumseh-Kohler with 3/4" Shaft.



RS151:

2.2:1 Gear Reduction (3190 Engine RPM = 1450 RPM Pump) for 7-18 HP Briggs, Honda Engines with 1" or 1-1/8" Shaft (must specify). Use with the appropriate size: "WS" Series Interpump, "TS" Series General Pump.

PART NO.	ENGINE SHAFT
RS-99	
8.710-321.0	3/4"
RS-151	
8.710-322.0	1"
8.710-324.0	1-1/8"

PTO GEARED MULTIPLIER



- 1 to 1.9 Speed Multiplier
- 1-3/8" Splined Shaft (Same shaft as standard tractor PTO)
- 540 RPM PTO speed multiplied to 1,026 RPM at pump shaft
- For Pumps with a 24 mm Shaft

PART NO.	DESCRIPTION
8.710-319.0	Gear Multiplier

PUMPTECH PUMP

The Pumpteck Pump is a twin plunger design originally used on the Hotsy model Sport 500.



- PSI Max: 1000
- GPM Max: 2.0

PART NO.	DESCRIPTION
8.715-240.0	Pump-Sport 500
8.707-369.0	Cranshaft
8.707-370.0	Seal Kit with Plunger
8.700-187.0	Check Valve Kit

FLANGES - LEGACY



- Direct attachment of Legacy Pumps to NEMA Standard C-Face Motors.

PART NO.	NEMA FRAME	PUMP SERIES
8.754-098.0	184 TC / 215 TC	GM
8.754-099.0	184 TC / 215 TC	GT-GX

FLEX COUPLERS - LEGACY



- Pump shaft couplers.
- Direct-drive self-adjusting resilient coupling Legacy pumps to NEMA Standard Motor Shafts.

PART NO.	MOTOR DRIVE COUPLING	PUMP SERIES
8.754-100.0	1-1/8" x 24 mm	GM
8.754-101.0	1-3/8" x 24 mm	GM
8.754-103.0	1-3/8" x 25 mm	GT-GX

FLANGES - INTERPUMP / GENERAL PUMP



- Direct attachment of Interpump / General Pumps to NEMA Standard C-Face Motors.

PART NO.	NEMA FRAME	PUMP FRAME SIZE
8.709-613.0	56 / 145TC	56 / 145TC
8.709-615.0	184TC*	184TC*
8.709-616.0	215TC**	215TC**
8.709-870.0	8-13 HP (G)	8-13 HP (G)

*W995 / GD **W913 / GM

FLEX COUPLERS - INTERPUMP / GENERAL PUMP



- 24 mm pump shaft couplers. Direct-drive flex coupling 24 mm Interpump / General and Admiral XLS Series pumps to NEMA Standard Motor Shafts.

PART NO.	NEMA FRAME	DRIVE SHAFT
2-PIECE COUPLER		
8.709-617.0	56 A	5/8"
8.709-619.0	145T	7/8"
8.709-621.0	184 T	1-1/8"
8.709-624.0	215 T	1-3/8"
8.709-869.0	Gas (Aluminum)	1"
8.701-262.0	Rubber Bumper - Replacement	

PUMP TECHNICAL INFORMATION

Correct pump installation is essential for optimum performance. It is recommended that the pump flow capacity be oversized for the actual flow required. For optimum running of the system, the water circulated through the regulating valve should not exceed 10-15% of the pump flow. Recirculating too much water can generate heat in the supply tank increasing the cavitation risk.

FREQUENTLY ASKED QUESTIONS

How much should you reduce the pump RPM to achieve a lower flow capacity?

$$\text{Required RPM} = \text{Expected Capacity} \times \frac{\text{Max RPM Allowed}}{\text{Max Allowed Capacity}}$$

What diameter of pulley must I use to achieve the correct pump RPM?

$$\frac{\text{External Diameter of the Engine}}{\text{Motor Pulley}} = \text{External Diameter of the Pump Pulley} \times \frac{\text{Pump RPM}}{\text{Engine / Motor RPM}}$$

What if I cannot change the engine / motor pulley?

$$\text{External Diameter of the Pump Pulley} = \frac{\text{External Diameter of the Engine}}{\text{Motor Pulley}} \times \frac{\text{Engine / Motor RPM}}{\text{Pump RPM}}$$

If the engine / motor is running at a lower RPM than the maximum pump RPM allowed, what will be the pump flow capacity?

$$\text{Attainable Maximum Capacity} = \text{Engine / Motor RPM} \times \frac{\text{Max Capacity Indicated on Label}}{\text{Max RPM Indicated on Label}}$$

What is the approximate power required to achieve the maximum performances allowed?

$$\text{Required Electric Motor HP} = \frac{\text{PSI} \times \text{GPM}}{1460} = \text{Electric Motor HP}$$

$$\text{Required Gas Engine HP} = \frac{\text{PSI} \times \text{GPM}}{1460} \times 1.30 = \text{Gas Motor HP}$$

CONDITIONS TO PREVENT PUMP CAVITATION


Minimum difference in height HZ (Pos / Neg) between pump and water level.

The minimum inlet pressure value of the pump is limited by the cavitation phenomenon. Cavitation is the forming of vapor bubbles when the local pressure is below the vapor pressure of the liquid. Bubbles flow together with the liquid and when they reach a higher pressure area, they collide, generating abnormal stresses that are extremely dangerous to the pump components. To avoid the risk of cavitation, it is necessary that the pump installation is correct.

YAMADA PUMPS



Air-powered double diaphragm pump, "Reliable Performance Since 1905". The answer to difficult product transfer problems. Air-drive allows freedom from electrical hazards or explosion-proof motor requirements. Choose from various wetted-parts materials to customize the pump to the chemical being pumped. Yamada's smaller pumps are often used for pumping car wash chemical for 'low-pressure' functions. The 1/2" pump is also ideal for rapidly pumping oil, soap, etc., from 55 gallon barrels. Larger pumps are used for high-volume product transfer. Since all pumps are designed without rotating parts, they can also handle abrasive liquids such as ceramic slip, sand slurry or enamel frit without damage. Have a unique challenge? Call us for help!



8.702-180.0

8.702-183.0

- PSI: 100
- Temperature: 180°F
- Environmentally-Friendly Non-Lube Air Valve
- Automatic Start/Stop
- Non-Stalling Air Valve - Positive Switching Every Stroke and Won't Ice Up
- Outside Accessible Air Valve: Easy Inspection & Maintenance
- Bolted Flange Connections: Leak-free & Easy Maintenance
- Built-in Abrasion and Chemical-Resistance
- Virgin Diaphragm Material Lasts Twice as Long as Other Pumps
- With 20-100 PSI Drive Air:
 - 1/4" Model Delivers 3.4 GPM
 - 1/2" Model Delivers 15 GPM
 - 3/4" Model Delivers 19.5-27.3 GPM
 - 1" Model Delivers 35.7-48.3 GPM
- Infinitely Variable Flow Control Regulated by Opening or Closing Discharge Side Valve and/or Fluctuating Air Supply

PART NO.	INTAKE AND DISCHARGE	AIR INLET W/BALL VALVE	AIR EXHAUST W/B-I MUFFLED	PUMP BODY	DIAPHRAGM MATERIAL	MAX FLOW @ 100 PSI	MAX SOLID
8.702-180.0	1/4" FPT	1/4" FPT	3/8" FPT	Poly	Teflon®	3.4 GPM	N/A
8.702-201.0	3/8" FPT	1/4" FPT	3/8" FPT	Poly	Santoprene®	6 GPM	1/32"
8.702-182.0	1/2" FPT	1/4" FPT	3/8" FPT	Poly	Hytrel®	15 GPM	1/32"
8.702-183.0	1/2" FPT	1/4" FPT	3/8" FPT	Poly	Santoprene®	15 GPM	1/32"
8.702-184.0	1/2" FPT	1/4" FPT	3/8" FPT	Poly	Teflon®	15 GPM	1/32"
8.702-190.0	3/4" FPT	1/4" FPT	3/4" FPT	Poly	Teflon®	27.3 GPM	1/16"
8.702-192.0	1" FPT	3/8" FPT*	3/4" FPT	Poly	Neoprene	48.3 GPM	3/16"
8.702-193.0	1" FPT	3/8" FPT*	3/4" FPT	Poly	Hytrel®	48.3 GPM	3/16"
8.702-194.0	1" FPT	3/8" FPT*	3/4" FPT	Poly	Teflon®	48.3 GPM	3/16"
8.702-202.0	1-1/2" FPT	1/2" FPT*	3/4" FPT	Alum	Buna-N	116 GPM	9/32"

*With air-cock instead of ball valve

YAMADA PUMPS DIAPHRAGM KITS



To minimize downtime, Yamada pumps are designed for quick, trouble-free maintenance. Pump diaphragms, balls and seats can be replaced in 20 minutes or less and with little chance of leaks commonly associated with other diaphragm pumps.

- Kits include everything required for routine maintenance



PART NO.	KIT	PUMP SIZE	YAMADA PUMP NO.
8.703-277.0	Teflon®	1/4"	100381
8.703-278.0	Hytrel®	1/2"	100383
8.703-279.0	Santoprene	1/2"	100384
8.703-281.0	Teflon®	1/2"	100385
8.703-282.0	Neoprene	3/4"	100391
8.703-283.0	Buna	3/4"	100392
8.932-947.0	Teflon®	3/4"	100394
8.703-284.0	Neoprene	1"	100396
8.703-285.0	Hytrel®	1"	100397
8.703-286.0	Teflon®	1"	100398
8.703-320.0	Buna	1-1/2"	100415

Note: Individual Components (O-rings or Diaphragms Only, For Example) Also Available. Call For Pricing and Delivery.