

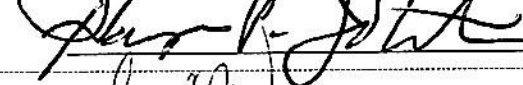

















Item	Reviewed By
Bank Reconciliation Summary	  
Appropriation Summary	  
Fund Summary	  
Revenue Summary	  
Payment Listing	  
Bank Statements	  

Bank Reconciliation

UAN v2025.2

Reconciled Date 9/30/2025

Posted 11/2/2025 1:17:31 PM

Prior UAN Balance:		\$1,655,224.92
Receipts:	+	\$399,427.62
Payments:	-	\$48,398.06
Adjustments:	+	\$1,987.53
Current UAN Balance as of 09/30/2025:		\$2,008,242.01
Other Adjusting Factors:	+	-\$6,330.50
Adjusted UAN Balance as of 09/30/2025:		<u>\$2,001,911.51</u>
Entered Bank Balances as of 09/30/2025:		\$1,997,210.44
Deposits in Transit:	+	\$6,994.85
Outstanding Payments:	-	\$2,293.78
Outstanding Adjustments:	+	\$0.00
Other Adjusting Factors:	+	\$0.00
Adjusted Bank Balances as of 09/30/2025:		<u>\$2,001,911.51</u>

Balances Reconciled


Reconciliation Notes

Payments Not In UAN:

\$6,330.50

10/2/25 payroll - pulled from payroll account on 9/30/25 - payroll not deposited to employee accounts until 10/2/25 -
this will adjust on next reconciliation

Governing Board Signatures



There are no outstanding adjustments as of 09/30/2025.

Bank Balances

UAN v2025.2

Reconciled Date 9/30/2025

Posted 11/2/2025 1:17:31 PM

Type	Name	Number	Prior Bank Balance	Calculated Bank Balance	Entered Bank Balance	Difference
Primary	PRIMARY		\$1,643,480.23	\$1,996,307.23	\$1,963,636.25	-\$32,670.98
Secondary	Payroll		\$7,140.80	\$7,233.71	\$33,574.19	\$26,340.48
Total:			<u>\$1,650,621.03</u>	<u>\$2,003,540.94</u>	<u>\$1,997,210.44</u>	<u>-\$6,330.50</u>

Outstanding Payments

UAN v2025.2

Reconciled Date 9/30/2025

Posted 11/2/2025 1:17:31 PM

Account	Type	Payment #	Post Date	Vendor / Payee	Amount
PRIMARY	Warrant	39042	09/17/2025	Ohio Treasurer of State	\$270.00
PRIMARY	Warrant	39048	09/27/2025	Long's Truck & Trailer Repair	\$1,649.69
PRIMARY	Warrant	39049	09/27/2025	Montgomery County Treasurer	\$319.63
PRIMARY	Warrant	39050	09/27/2025	Gillman Home Center	\$54.46
					<u>\$2,293.78</u>

Outstanding Receipts

UAN v2025.2

Reconciled Date 9/30/2025

Posted 11/2/2025 1:17:31 PM

Account	Type	Ticket #	Receipt #	Post Date	Source	Amount
PRIMARY	Standard		263-2025	09/30/2025	Trash Receipt	\$2,057.00
PRIMARY	Standard		264-2025	09/30/2025	Trash Receipt	\$4,937.85
						<u>\$6,994.85</u>

Cleared Payments

UAN v2025.2

Reconciled Date 9/30/2025

Posted 11/2/2025 1:17:31 PM

Account	Type	Payment #	Post Date	Vendor / Payee	Amount
PRIMARY	Electronic	466-2025	08/31/2025	Kansas City Life Insurance Company	\$42.28
PRIMARY	Electronic	467-2025	08/31/2025	AES OHIO	\$153.68
PRIMARY	Electronic	468-2025	08/31/2025	Superfleet Mastercard Program	\$120.52
PRIMARY	Electronic	472-2025	09/04/2025	Albert Acker	\$465.12
PRIMARY	Electronic	473-2025	09/04/2025	Erica Dawn Barga	\$2,241.02
PRIMARY	Electronic	474-2025	09/04/2025	Bradley Bolanger Sr	\$1,145.08
PRIMARY	Electronic	475-2025	09/04/2025	Russell E Fowler	\$212.75
PRIMARY	Electronic	476-2025	09/04/2025	Caleb T Hoops	\$1,783.13
PRIMARY	Electronic	477-2025	09/04/2025	Jessica Starnes	\$657.69
PRIMARY	Electronic	479-2025	09/04/2025	Verizon Business	\$247.08
PRIMARY	Electronic	480-2025	09/08/2025	AES OHIO	\$345.20
PRIMARY	Electronic	481-2025	09/08/2025	AES OHIO	\$42.41
PRIMARY	Electronic	482-2025	09/08/2025	AES OHIO	\$353.43
PRIMARY	Electronic	483-2025	09/08/2025	AES OHIO	\$62.55
PRIMARY	Electronic	484-2025	09/08/2025	Cintas	\$65.04
PRIMARY	Electronic	485-2025	09/08/2025	USbancorp Equipment Finance, Inc.	\$215.45
PRIMARY	Electronic	486-2025	09/13/2025	Charter Communication	\$920.00
PRIMARY	Electronic	487-2025	09/13/2025	Charter Communication	\$259.98
PRIMARY	Electronic	488-2025	09/13/2025	Huntington National Bank	\$1,986.61
PRIMARY	Electronic	489-2025	09/18/2025	Albert Acker	\$349.88
PRIMARY	Electronic	490-2025	09/18/2025	Erica Dawn Barga	\$2,241.02
PRIMARY	Electronic	491-2025	09/18/2025	Bradley Bolanger Sr	\$1,145.08
PRIMARY	Electronic	492-2025	09/18/2025	Jamie Evans	\$1,449.46
PRIMARY	Electronic	493-2025	09/18/2025	Russell E Fowler	\$98.98
PRIMARY	Electronic	494-2025	09/18/2025	Blaine F Heeter II	\$1,029.93
PRIMARY	Electronic	495-2025	09/18/2025	Caleb T Hoops	\$1,783.12
PRIMARY	Electronic	496-2025	09/18/2025	Hayes Johnston	\$977.60
PRIMARY	Electronic	497-2025	09/18/2025	Ronald L Kauffman	\$162.65
PRIMARY	Electronic	498-2025	09/18/2025	Jessica Starnes	\$620.65
PRIMARY	Electronic	499-2025	09/18/2025	Boyd Warner	\$913.86
PRIMARY	Electronic	501-2025	09/16/2025	Public Employees Retirement System	\$7,673.75
PRIMARY	Electronic	503-2025	09/03/2025	Medical Mutual	\$33.72
PRIMARY	Electronic	504-2025	09/20/2025	IRS	\$356.65
PRIMARY	Electronic	505-2025	09/20/2025	IRS	\$549.84
PRIMARY	Electronic	506-2025	09/20/2025	Covington EVSD	\$91.44

Cleared Payments

UAN v2025.2

Reconciled Date 9/30/2025

Posted 11/2/2025 1:17:31 PM

Account	Type	Payment #	Post Date	Vendor / Payee	Amount
PRIMARY	Electronic	507-2025	09/20/2025	Treasurer of State of Ohio	\$319.94
PRIMARY	Electronic	508-2025	09/16/2025	Auditor of State	\$876.00
PRIMARY	Electronic	509-2025	09/02/2025	Anthem BCBS	\$435.44
PRIMARY	Electronic	510-2025	09/02/2025	Anthem BCBS	\$9.00
PRIMARY	Electronic	511-2025	09/03/2025	Medical Mutual	\$96.76
PRIMARY	Electronic	512-2025	09/27/2025	LOWE'S	\$276.95
PRIMARY	Electronic	513-2025	09/27/2025	Superfleet Mastercard Program	\$406.91
PRIMARY	Electronic	514-2025	09/27/2025	Kansas City Life Insurance Company	\$57.96
PRIMARY	Electronic	527-2025	09/15/2025	Huntington	\$131.00
PRIMARY	Electronic	528-2025	09/15/2025	Huntington	\$52.00
PRIMARY	Electronic	529-2025	09/23/2025	Postmaster, Brookville Branch	\$802.76
PRIMARY	Electronic	561-2025	09/13/2025	Huntington National Bank	\$1,999.63
PRIMARY	Warrant	39024	08/20/2025	VALLEY ASPHALT CORPORATION	\$761.31
PRIMARY	Warrant	39025	08/20/2025	Albert Acker	\$10.48
PRIMARY	Warrant	39026	08/20/2025	Gillman Home Center	\$100.58
PRIMARY	Warrant	39029	08/31/2025	Quality Tile & Drainage Systems	\$12.60
PRIMARY	Warrant	39030	08/31/2025	NAPA Brookville	\$14.63
PRIMARY	Warrant	39031	08/31/2025	Gillman Home Center	\$77.98
PRIMARY	Warrant	39032	08/31/2025	Brookville Rental & Sales	\$85.00
PRIMARY	Warrant	39033	08/31/2025	Hometown	\$191.38
PRIMARY	Warrant	39034	09/05/2025	Young's Lawn Care Services	\$4,000.00
PRIMARY	Warrant	39035	09/08/2025	Triad Technologies, LLC	\$138.13
PRIMARY	Warrant	39036	09/08/2025	Brookville Rental & Sales	\$175.00
PRIMARY	Warrant	39037	09/13/2025	Young's Lawn Care Services	\$25.00
PRIMARY	Warrant	39038	09/13/2025	Verizon	\$113.70
PRIMARY	Warrant	39039	09/13/2025	Verizon Business	\$160.44
PRIMARY	Warrant	39040	09/13/2025	Morton Salt	\$4,358.98
PRIMARY	Warrant	39041	09/16/2025	Beau Townsend Ford, Inc.	\$4,043.13
PRIMARY	Warrant	39043	09/20/2025	NAPA Brookville	\$7.35
PRIMARY	Warrant	39045	09/20/2025	Hometown	\$903.20
PRIMARY	Warrant	39046	09/20/2025	Triad Technologies, LLC	\$134.83
PRIMARY	Warrant	39047	09/20/2025	Pinnacle Pest Control	\$100.00
					<u>\$51,674.72</u>

Cleared Receipts

UAN v2025.2

Reconciled Date 9/30/2025

Posted 11/2/2025 1:17:31 PM

Account	Type	Ticket #	Receipt #	Post Date	Source	Amount
PRIMARY	Standard		240-2025	08/28/2025	Zoning	\$500.00
PRIMARY	Standard		241-2025	08/28/2025	Trash Receipt	\$3,946.37
PRIMARY	Standard		242-2025	08/28/2025	Trash Receipt	\$1,780.02
PRIMARY	Standard		243-2025	08/28/2025	Trash Receipt	\$2,093.31
PRIMARY	Standard		244-2025	08/29/2025	Trash Receipt	\$1,854.63
PRIMARY	Standard		247-2025	09/06/2025	Trash Receipt	\$422.70
PRIMARY	Standard		248-2025	09/06/2025	Trash Receipt	\$574.68
PRIMARY	Standard		249-2025	09/06/2025	Trash Receipt	\$3,882.18
PRIMARY	Standard		250-2025	09/06/2025	Zoning Permit	\$100.00
PRIMARY	Standard		262-2025	09/11/2025	MONTGOMERY COUNTY AUDITOR's OFFICE	\$3,174.33
PRIMARY	Standard		253-2025	09/12/2025	MONTGOMERY COUNTY AUDITOR's OFFICE	\$164.68
PRIMARY	Memo		268-2025	09/12/2025	MONTGOMERY COUNTY AUDITOR's OFFICE	\$323,840.15
PRIMARY	Memo		290-2025	09/12/2025	MONTGOMERY COUNTY AUDITOR's OFFICE	\$33,810.61
PRIMARY	Standard		251-2025	09/13/2025	Trash Receipt	\$793.63
PRIMARY	Standard		252-2025	09/13/2025	Trash Receipt	\$473.40
PRIMARY	Standard		254-2025	09/17/2025	Cemetery	\$2,150.00
PRIMARY	Standard		255-2025	09/17/2025	Trash Receipt	\$70.00
PRIMARY	Standard		256-2025	09/17/2025	Trash Receipt	\$147.00
PRIMARY	Standard		257-2025	09/17/2025	Trash Receipt	\$84.70
PRIMARY	Standard		258-2025	09/17/2025	Zoning Permit	\$100.00
PRIMARY	Standard		259-2025	09/17/2025	Trash Receipt	\$284.04
PRIMARY	Standard		261-2025	09/18/2025	MONTGOMERY COUNTY AUDITOR's OFFICE	\$18,080.16
PRIMARY	Standard		260-2025	09/20/2025	Trash Receipt	\$147.00
PRIMARY	Interest		275-2025	09/30/2025	PRIMARY	\$4,040.60
Payroll	Interest		276-2025	09/30/2025	Payroll	\$92.91
						<u>\$402,607.10</u>

Cleared Adjustments

UAN v2025.2

Reconciled Date 9/30/2025

Posted 11/2/2025 1:17:31 PM

Account	Type	Item #	Post Date	Source or Payee	Amount
PRIMARY	Payment Adj	488-2025	09/13/2025	Huntington National Bank	-\$13.02
PRIMARY	Payment Adj	488-2025	09/13/2025	Huntington National Bank	\$1,999.63
PRIMARY	Receipt Adj	290-2025	09/13/2025	MONTGOMERY COUNTY AUDITOR's OFFICE	\$1.00
PRIMARY	Receipt Adj	249-2025	09/06/2025	Trash Receipt	-\$0.08
					<u>\$1,987.53</u>

PERRY TOWNSHIP, MONTGOMERY COUNTY
Appropriation Summary
September 2025

11/2/2025 1:23:47 PM
UAN v2025.2

1000 - General	Reserved for Encumbrance 12/31 Less Adjustment	Final Appropriation	Total Appropriations	Month To Date Expenditures	Year to Date Expenditures	Current Reserve for Encumbrance	Unencumbered Balance	YTD % Expenditures
General Government								
Administrative								
Salaries	\$423.35	\$40,500.00	\$40,923.35	\$2,200.40	\$19,506.61	\$1,314.63	\$20,102.11	47.665%
Employee Fringe Benefits	\$439.41	\$21,100.00	\$21,539.41	\$1,055.60	\$15,532.56	\$2,189.47	\$3,807.38	72.146%
Purchased Services	\$0.00	\$32,058.00	\$32,058.07	\$535.07	\$12,635.85	\$15,589.94	\$3,832.21	39.416%
Supplies and Materials	\$182.28	\$2,500.00	\$2,682.28	\$275.00	\$2,278.18	\$404.10	\$0.00	84.934%
Other	\$0.00	\$4,500.00	\$4,500.00	\$25.00	\$3,121.43	\$1,378.57	\$0.00	69.365%
Total Administrative	\$1,035.04	\$100,658.00	\$101,993.04	\$4,091.07	\$53,074.63	\$20,876.71	\$27,741.70	
Townhalls, Memorial Buildings and Grounds								
Purchased Services	\$403.10	\$8,800.00	\$9,203.10	\$682.60	\$5,024.93	\$3,678.17	\$500.00	54.600%
Supplies and Materials	\$0.00	\$0.00	\$0.00	\$0.00	\$0.00	\$0.00	\$0.00	0.000%
Other	\$0.00	\$3,000.00	\$3,000.00	\$0.00	\$1,709.78	\$1,290.22	\$0.00	56.993%
Total Townhalls, Memorial Buildings and Grounds	\$403.10	\$11,800.00	\$12,203.10	\$682.60	\$6,734.71	\$4,968.39	\$500.00	
Zoning								
Salaries	\$55.87	\$7,500.00	\$7,555.87	\$934.26	\$5,959.83	\$36.01	\$1,560.03	78.877%
Employee Fringe Benefits	\$0.00	\$200.00	\$200.00	\$0.00	\$0.00	\$0.00	\$200.00	0.000%
Purchased Services	\$0.00	\$1,900.00	\$1,900.00	\$0.00	\$448.48	\$151.52	\$1,300.00	23.604%
Other	\$200.00	\$4,975.00	\$5,175.00	\$183.00	\$2,563.00	\$2,612.00	\$0.00	49.527%
Total Zoning	\$255.87	\$14,575.00	\$14,830.87	\$1,017.26	\$9,971.31	\$2,799.53	\$3,060.03	
Other								
Salaries	\$0.00	\$0.00	\$0.00	\$0.00	\$0.00	\$0.00	\$0.00	0.000%
Total Other	\$0.00	\$0.00	\$0.00	\$0.00	\$0.00	\$0.00	\$0.00	
Total General Government	\$1,694.01	\$127,033.00	\$128,727.01	\$5,790.93	\$68,780.65	\$28,644.63	\$31,301.73	
Capital Outlay								
Capital Outlay	\$0.00	\$2,000.00	\$2,000.00	\$0.00	\$0.00	\$0.00	\$2,000.00	0.000%
Total Capital Outlay	\$0.00	\$2,000.00	\$2,000.00	\$0.00	\$0.00	\$0.00	\$2,000.00	
Total Capital Outlay	\$0.00	\$2,000.00	\$2,000.00	\$0.00	\$0.00	\$0.00	\$2,000.00	
Debt Service								
Interest	\$0.00	\$2,150.00	\$2,150.00	\$0.00	\$257.91	\$1,892.09	\$0.00	11.996%
Debt Service	\$0.00	\$2,150.00	\$2,150.00	\$0.00	\$257.91	\$1,892.09	\$0.00	
Total Debt Service	\$0.00	\$2,150.00	\$2,150.00	\$0.00	\$257.91	\$1,892.09	\$0.00	
Other Financing Uses								
Transfers - Out	\$0.00	\$0.00	\$0.00	\$0.00	\$0.00	\$0.00	\$0.00	0.000%
Advances - Out	\$0.00	\$0.00	\$0.00	\$0.00	\$0.00	\$0.00	\$0.00	0.000%
Other - Other Financing Uses	\$0.00	\$0.00	\$0.00	\$0.00	\$0.00	\$0.00	\$0.00	0.000%
Total Other Financing Uses	\$0.00	\$0.00	\$0.00	\$0.00	\$0.00	\$0.00	\$0.00	
Total Other Financing Uses	\$0.00	\$0.00	\$0.00	\$0.00	\$0.00	\$0.00	\$0.00	
Total 1000 - General	\$1,694.01	\$131,183.00	\$132,877.01	\$5,790.93	\$69,038.56	\$30,536.72	\$33,301.73	

2011 - Motor Vehicle License Tax

Public Works

Report reflects selected information.

PERRY TOWNSHIP, MONTGOMERY COUNTY **Appropriation Summary** September 2025

11/2/2025 1:23:47 PM
UAN v2025.2

	Reserved for Encumbrance 12/31 Less Adjustment	Final Appropriation	Total Appropriations	Month To Date Expenditures	Year to Date Expenditures	Current Reserve for Encumbrance	Unencumbered Balance	YTD % Expenditures
Highways								
Purchased Services	\$143.00	\$10,000.00	\$10,143.00	\$465.11	\$3,142.67	\$7,000.33	\$0.00	30.984%
Other	\$0.00	\$200.00	\$200.00	\$0.00	\$0.00	\$200.00	\$0.00	0.000%
Total Highways	\$143.00	\$10,200.00	\$10,343.00	\$465.11	\$3,142.67	\$7,200.33	\$0.00	
Total Public Works	\$143.00	\$10,200.00	\$10,343.00	\$465.11	\$3,142.67	\$7,200.33	\$0.00	
Total 2011 - Motor Vehicle License Tax	\$143.00	\$10,200.00	\$10,343.00	\$465.11	\$3,142.67	\$7,200.33	\$0.00	
2021 - Gasoline Tax								
Public Works								
Highways								
Salaries	\$756.60	\$103,900.00	\$104,656.60	\$7,439.19	\$73,048.52	\$344.70	\$31,265.38	69.797%
Employee Fringe Benefits	\$395.61	\$36,350.00	\$36,745.61	\$2,324.99	\$19,407.22	\$9,963.02	\$7,375.37	52.815%
Purchased Services	\$454.62	\$26,368.00	\$26,822.62	\$3,178.39	\$7,997.56	\$18,825.06	\$0.00	29.816%
Supplies and Materials	\$81.30	\$10,500.00	\$10,581.30	\$745.92	\$5,595.49	\$4,985.81	\$0.00	52.81%
Other	\$0.00	\$0.00	\$0.00	\$0.00	\$0.00	\$0.00	\$0.00	0.000%
Total Highways	\$1,690.13	\$177,118.00	\$178,808.13	\$13,688.49	\$106,048.79	\$34,118.59	\$38,640.75	
Total Public Works	\$1,690.13	\$177,118.00	\$178,808.13	\$13,688.49	\$106,048.79	\$34,118.59	\$38,640.75	
Total 2021 - Gasoline Tax	\$1,690.13	\$177,118.00	\$178,808.13	\$13,688.49	\$106,048.79	\$34,118.59	\$38,640.75	
2031 - Road and Bridge								
General Government								
Townhalls, Memorial Buildings and Grounds	\$0.00	\$20,000.00	\$20,000.00	\$0.00	\$59.98	\$19,940.02	\$0.00	0.300%
Purchased Services	\$0.00	\$20,000.00	\$20,000.00	\$0.00	\$59.98	\$19,940.02	\$0.00	
Total Townhalls, Memorial Buildings and Grounds	\$0.00	\$20,000.00	\$20,000.00	\$0.00	\$59.98	\$19,940.02	\$0.00	
Total General Government	\$0.00	\$20,000.00	\$20,000.00	\$0.00	\$59.98	\$19,940.02	\$0.00	
Public Works								
Highways								
Salaries	\$317.58	\$37,400.00	\$37,717.58	\$1,690.63	\$16,120.32	\$445.53	\$21,151.73	42.740%
Employee Fringe Benefits	\$0.00	\$4,869.00	\$4,869.00	\$63.49	\$69.45	\$0.00	\$4,799.55	1.426%
Purchased Services	\$60.97	\$41,070.23	\$41,131.20	\$1,184.07	\$20,327.79	\$20,800.97	\$2.44	49.422%
Supplies and Materials	\$0.00	\$10,000.00	\$10,000.00	\$335.74	\$5,460.82	\$4,539.18	\$0.00	54.608%
Other	\$14.76	\$2,162.17	\$2,176.93	\$0.00	\$14.76	\$2,162.17	\$0.00	0.678%
Capital Outlay	\$0.00	\$42,000.00	\$42,000.00	\$0.00	\$0.00	\$42,000.00	\$0.00	0.000%
Total Highways	\$393.31	\$137,501.40	\$137,894.71	\$3,273.93	\$41,993.14	\$69,947.85	\$25,953.72	
Total Public Works	\$393.31	\$137,501.40	\$137,894.71	\$3,273.93	\$41,993.14	\$69,947.85	\$25,953.72	
Capital Outlay								
Capital Outlay	\$0.00	\$100,000.00	\$100,000.00	\$0.00	\$0.00	\$100,000.00	\$0.00	0.000%
Total Capital Outlay	\$0.00	\$100,000.00	\$100,000.00	\$0.00	\$0.00	\$100,000.00	\$0.00	
Total Capital Outlay	\$0.00	\$100,000.00	\$100,000.00	\$0.00	\$0.00	\$100,000.00	\$0.00	
Total 2031 - Road and Bridge	\$393.31	\$257,501.40	\$257,894.71	\$3,273.93	\$42,063.12	\$169,887.87	\$25,953.72	

2041 - Cemetery
Report reflects selected information.

PERRY TOWNSHIP, MONTGOMERY COUNTY **Appropriation Summary** September 2025

11/2/2025 1:23:47 PM
UAN v2025.2

	Reserved for Encumbrance 12/31 Less Adjustment	Final Appropriation	Total Appropriations	Month To Date Expenditures	Year to Date Expenditures	Current Reserve for Encumbrance	Unencumbered Balance	YTD % Expenditures
Health								
Cemeteries								
Salaries	\$25.00	\$15,000.00	\$15,025.00	\$456.05	\$6,298.80	\$19.66	\$8,706.54	41.922%
Employee Fringe Benefits	\$0.00	\$1,100.00	\$1,100.00	\$18.11	\$404.77	\$0.00	\$655.23	36.797%
Purchased Services	\$28.53	\$40,800.00	\$40,828.53	\$42.41	\$21,678.20	\$19,150.33	\$0.00	53.096%
Supplies and Materials	\$0.00	\$5,000.00	\$5,000.00	\$64.45	\$2,170.26	\$2,829.75	\$0.00	43.405%
Total Cemeteries	\$53.53	\$61,900.00	\$61,953.53	\$581.02	\$30,552.02	\$21,999.74	\$9,401.77	
Total Health	\$53.53	\$61,900.00	\$61,953.53	\$581.02	\$30,552.02	\$21,999.74	\$9,401.77	
Capital Outlay								
Capital Outlay	\$0.00	\$0.00	\$0.00	\$0.00	\$0.00	\$0.00	\$0.00	0.000%
Total Capital Outlay	\$0.00	\$0.00	\$0.00	\$0.00	\$0.00	\$0.00	\$0.00	
Total 2041 - Cemetery	\$53.53	\$61,900.00	\$61,953.53	\$581.02	\$30,552.02	\$21,999.74	\$9,401.77	
2071 - Garbage & Waste Disposal District								
Public Works								
Sanitary Dump								
Salaries	\$218.65	\$23,300.00	\$23,518.65	\$1,431.13	\$12,963.21	\$245.46	\$10,309.98	55.119%
Employee Fringe Benefits	\$0.00	\$1,750.00	\$1,750.00	\$24.65	\$221.43	\$0.00	\$1,528.57	12.653%
Purchased Services	\$7,675.84	\$378,850.00	\$386,525.84	\$1,054.94	\$243,528.26	\$141,991.68	\$1,006.00	63.004%
Supplies and Materials	\$55.23	\$3,000.00	\$3,055.23	\$77.54	\$751.16	\$2,304.07	\$0.00	24.586%
Other	\$0.00	\$2,000.00	\$2,000.00	\$0.00	\$0.00	\$0.00	\$2,000.00	0.000%
Total Sanitary Dump	\$7,949.72	\$408,900.00	\$416,849.72	\$2,588.26	\$257,464.06	\$144,541.11	\$14,844.55	
Total Public Works	\$7,949.72	\$408,900.00	\$416,849.72	\$2,588.26	\$257,464.06	\$144,541.11	\$14,844.55	
Capital Outlay								
Capital Outlay	\$0.00	\$2,000.00	\$2,000.00	\$0.00	\$0.00	\$0.00	\$2,000.00	0.000%
Total Capital Outlay	\$0.00	\$2,000.00	\$2,000.00	\$0.00	\$0.00	\$0.00	\$2,000.00	
Total 2071 - Garbage & Waste Disposal District	\$7,949.72	\$410,900.00	\$418,849.72	\$2,588.26	\$257,464.06	\$144,541.11	\$16,844.55	
2081 - Police District								
Public Safety								
Police Protection								
Salaries	\$4,053.83	\$389,561.18	\$393,615.01	\$7,478.96	\$125,720.21	\$952.27	\$266,942.53	31.940%
Employee Fringe Benefits	\$1,425.25	\$158,200.00	\$159,625.25	\$1,894.06	\$40,587.74	\$19,261.28	\$99,776.23	25.427%
Purchased Services	\$636.84	\$155,949.17	\$156,586.01	\$8,648.33	\$121,872.36	\$33,440.01	\$1,273.64	77.831%
Supplies and Materials	\$1,914.40	\$66,500.00	\$68,414.40	\$137.40	\$9,775.97	\$23,638.43	\$35,000.00	14.289%
Other	\$538.97	\$25,000.00	\$25,538.97	\$0.00	\$3,232.87	\$10,306.10	\$12,000.00	12.659%
Capital Outlay	\$0.00	\$50,246.37	\$50,246.37	\$0.00	\$0.00	\$50,246.37	\$0.00	0.000%
Total Police Protection	\$8,569.29	\$845,456.72	\$854,026.01	\$18,148.75	\$301,189.15	\$137,844.46	\$414,992.40	
Total Public Safety	\$8,569.29	\$845,456.72	\$854,026.01	\$18,148.75	\$301,189.15	\$137,844.46	\$414,992.40	

Report reflects selected information.

PERRY TOWNSHIP, MONTGOMERY COUNTY
Appropriation Summary
September 2025

11/2/2025 1:23:47 PM
UAN v2025.2

	Reserved for Encumbrance 1/23/1 Less Adjustment	Final Appropriation	Total Appropriations	Month To Date Expenditures	Year to Date Expenditures	Current Reserve for Encumbrance	Unencumbered Balance	YTD % Expenditures
Debt Service								
Note Principal Payment								
Debt Service	\$0.00	\$0.00	\$0.00	\$0.00	\$0.00	\$0.00	\$0.00	0.000%
Total Note Principal Payment	\$0.00	\$0.00	\$0.00	\$0.00	\$0.00	\$0.00	\$0.00	
Interest	\$0.00	\$0.00	\$0.00	\$0.00	\$0.00	\$0.00	\$0.00	0.000%
Debt Service	\$0.00	\$0.00	\$0.00	\$0.00	\$0.00	\$0.00	\$0.00	
Total Interest	\$0.00	\$0.00	\$0.00	\$0.00	\$0.00	\$0.00	\$0.00	
Total Debt Service	\$0.00	\$0.00	\$0.00	\$0.00	\$0.00	\$0.00	\$0.00	
Other Financing Uses								
Transfers - Out	\$0.00	\$0.00	\$0.00	\$0.00	\$0.00	\$0.00	\$0.00	0.000%
Advances - Out	\$0.00	\$0.00	\$0.00	\$0.00	\$0.00	\$0.00	\$0.00	0.000%
Total Other Financing Uses	\$0.00	\$0.00	\$0.00	\$0.00	\$0.00	\$0.00	\$0.00	
Total 2081 - Police District	\$8,569.29	\$845,456.72	\$854,026.01	\$18,146.75	\$301,189.15	\$137,844.46	\$414,992.40	
2111 - Fire District								
Public Safety								
Fire Protection	\$0.00	\$832,172.71	\$832,172.71	\$3,192.69	\$611,518.79	\$220,652.92	\$1.00	73.485%
Purchased Services	\$0.00	\$832,172.71	\$832,172.71	\$3,192.69	\$611,518.79	\$220,652.92	\$1.00	
Total Fire Protection	\$0.00	\$832,172.71	\$832,172.71	\$3,192.69	\$611,518.79	\$220,652.92	\$1.00	
Total Public Safety	\$0.00	\$832,172.71	\$832,172.71	\$3,192.69	\$611,518.79	\$220,652.92	\$1.00	
Total 2111 - Fire District	\$0.00	\$832,172.71	\$832,172.71	\$3,192.69	\$611,518.79	\$220,652.92	\$1.00	
2221 - Drug Law Enforcement								
Public Safety								
Police Protection	\$0.00	\$0.00	\$0.00	\$0.00	\$0.00	\$0.00	\$0.00	0.000%
Other	\$0.00	\$0.00	\$0.00	\$0.00	\$0.00	\$0.00	\$0.00	
Total Police Protection	\$0.00	\$0.00	\$0.00	\$0.00	\$0.00	\$0.00	\$0.00	
Total Public Safety	\$0.00	\$0.00	\$0.00	\$0.00	\$0.00	\$0.00	\$0.00	
Total 2221 - Drug Law Enforcement	\$0.00	\$0.00	\$0.00	\$0.00	\$0.00	\$0.00	\$0.00	
2231 - Permissive Motor Vehicle License Tax								
Public Works								
Highways								
Purchased Services	\$1,051.09	\$59,000.00	\$60,051.09	\$0.00	\$11,511.25	\$39,039.84	\$9,500.00	19.169%
Supplies and Materials	\$834.97	\$20,000.00	\$20,834.97	\$5,531.69	\$14,375.14	\$6,459.83	\$0.00	69.995%
Other	\$25.40	\$1,000.00	\$1,025.40	\$0.00	\$25.40	\$500.00	\$500.00	2.477%
Total Highways	\$1,911.46	\$80,000.00	\$81,911.46	\$5,531.69	\$25,911.79	\$45,999.67	\$10,000.00	
Total Public Works	\$1,911.46	\$80,000.00	\$81,911.46	\$5,531.69	\$25,911.79	\$45,999.67	\$10,000.00	
Capital Outlay								
Capital Outlay	\$17.00	\$46,967.62	\$46,984.62	\$0.00	\$17.00	\$46,967.62	\$0.00	0.036%
Total Capital Outlay	\$17.00	\$46,967.62	\$46,984.62	\$0.00	\$17.00	\$46,967.62	\$0.00	

Report reflects selected information.

PERRY TOWNSHIP, MONTGOMERY COUNTY
Appropriation Summary
September 2025

11/2/2025 1:23:47 PM
UAN v2025.2

	Reserved for Encumbrance 12/31 Less Adjustment	Final Appropriation	Total Appropriations	Month To Date Expenditures	Year to Date Expenditures	Current Reserve for Encumbrance	Unencumbered Balance	YTD % Expenditures
Total Capital Outlay	\$17.00	\$46,967.62	\$46,984.62	\$0.00	\$17.00	\$46,967.62	\$0.00	
Total 2231 - Permissive Motor Vehicle License Tax	\$1,928.46	\$126,967.62	\$128,896.08	\$5,531.69	\$25,928.79	\$92,967.29	\$10,000.00	
2261 - Law Enforcement Trust								
Public Safety								
Police Protection	\$0.00	\$0.00	\$0.00	\$0.00	\$0.00	\$0.00	\$0.00	0.000%
Other								
Total Police Protection	\$0.00	\$0.00	\$0.00	\$0.00	\$0.00	\$0.00	\$0.00	
Total Public Safety	\$0.00	\$0.00	\$0.00	\$0.00	\$0.00	\$0.00	\$0.00	
Other Financing Uses								
Transfers - Out	\$0.00	\$0.00	\$0.00	\$0.00	\$0.00	\$0.00	\$0.00	0.000%
Total Other Financing Uses	\$0.00	\$0.00	\$0.00	\$0.00	\$0.00	\$0.00	\$0.00	
Total 2261 - Law Enforcement Trust	\$0.00	\$0.00	\$0.00	\$0.00	\$0.00	\$0.00	\$0.00	
2271 - Enforcement and Education								
Public Safety								
Police Protection	\$0.00	\$0.00	\$0.00	\$0.00	\$0.00	\$0.00	\$0.00	0.000%
Other								
Total Police Protection	\$0.00	\$0.00	\$0.00	\$0.00	\$0.00	\$0.00	\$0.00	
Total Public Safety	\$0.00	\$0.00	\$0.00	\$0.00	\$0.00	\$0.00	\$0.00	
Total 2271 - Enforcement and Education	\$0.00	\$0.00	\$0.00	\$0.00	\$0.00	\$0.00	\$0.00	
2272 - American Rescue Plan Act								
General Government								
Administrative								
Salaries	\$0.00	\$0.00	\$0.00	\$0.00	\$0.00	\$0.00	\$0.00	0.000%
Employee Fringe Benefits	\$0.00	\$0.00	\$0.00	\$0.00	\$0.00	\$0.00	\$0.00	0.000%
Purchased Services	\$0.00	\$0.00	\$0.00	\$0.00	\$0.00	\$0.00	\$0.00	0.000%
Supplies and Materials	\$0.00	\$0.00	\$0.00	\$0.00	\$0.00	\$0.00	\$0.00	0.000%
Other	\$0.00	\$60,759.59	\$60,759.59	\$0.00	\$56,466.48	\$3,775.79	\$517.32	92.934%
Total Administrative	\$0.00	\$60,759.59	\$60,759.59	\$0.00	\$56,466.48	\$3,775.79	\$517.32	
Townships, Memorial Buildings and Grounds								
Purchased Services	\$0.00	\$0.00	\$0.00	\$0.00	\$0.00	\$0.00	\$0.00	0.000%
Capital Outlay	\$0.00	\$0.00	\$0.00	\$0.00	\$0.00	\$0.00	\$0.00	0.000%
Total Townships, Memorial Buildings and Grounds	\$0.00	\$0.00	\$0.00	\$0.00	\$0.00	\$0.00	\$0.00	
Other								
Purchased Services	\$0.00	\$0.00	\$0.00	\$0.00	\$0.00	\$0.00	\$0.00	0.000%
Total Other	\$0.00	\$0.00	\$0.00	\$0.00	\$0.00	\$0.00	\$0.00	
Total General Government	\$0.00	\$60,759.59	\$60,759.59	\$0.00	\$56,466.48	\$3,775.79	\$517.32	
Public Safety								
Police Protection	\$0.00	\$0.00	\$0.00	\$0.00	\$0.00	\$0.00	\$0.00	0.000%
Salaries	\$0.00	\$0.00	\$0.00	\$0.00	\$0.00	\$0.00	\$0.00	0.000%

Report reflects selected information.

PERRY TOWNSHIP, MONTGOMERY COUNTY
Appropriation Summary
September 2025

11/2/2025 1:23:47 PM
UAN V2025.2

	Reserved for Encumbrance 1231 Less Adjustment	Final Appropriation	Total Appropriations	Month To Date Expenditures	Year to Date Expenditures	Current Reserve for Encumbrance	Unencumbered Balance	YTD % Expenditures
Employee Fringe Benefits	\$0.00	\$0.00	\$0.00	\$0.00	\$0.00	\$0.00	\$0.00	0.000%
Purchased Services	\$0.00	\$0.00	\$0.00	\$0.00	\$0.00	\$0.00	\$0.00	0.000%
Supplies and Materials	\$0.00	\$0.00	\$0.00	\$0.00	\$0.00	\$0.00	\$0.00	0.000%
Other	\$0.00	\$0.00	\$0.00	\$0.00	\$0.00	\$0.00	\$0.00	0.000%
Total Police Protection	\$0.00	\$0.00	\$0.00	\$0.00	\$0.00	\$0.00	\$0.00	
Fire Protection	\$0.00	\$0.00	\$0.00	\$0.00	\$0.00	\$0.00	\$0.00	0.000%
Purchased Services	\$0.00	\$0.00	\$0.00	\$0.00	\$0.00	\$0.00	\$0.00	
Total Fire Protection	\$0.00	\$0.00	\$0.00	\$0.00	\$0.00	\$0.00	\$0.00	
Total Public Safety	\$0.00	\$0.00	\$0.00	\$0.00	\$0.00	\$0.00	\$0.00	
Public Works								
Highways								
Salaries	\$0.00	\$0.00	\$0.00	\$0.00	\$0.00	\$0.00	\$0.00	0.000%
Employee Fringe Benefits	\$0.00	\$0.00	\$0.00	\$0.00	\$0.00	\$0.00	\$0.00	0.000%
Total Highways	\$0.00	\$0.00	\$0.00	\$0.00	\$0.00	\$0.00	\$0.00	
Total Public Works	\$0.00	\$0.00	\$0.00	\$0.00	\$0.00	\$0.00	\$0.00	
Capital Outlay								
Capital Outlay	\$0.00	\$0.00	\$0.00	\$0.00	\$0.00	\$0.00	\$0.00	0.000%
Total Capital Outlay	\$0.00	\$0.00	\$0.00	\$0.00	\$0.00	\$0.00	\$0.00	
Total 2272 - American Rescue Plan Act	\$0.00	\$60,759.59	\$60,759.59	\$0.00	\$66,466.48	\$3,775.79	\$517.32	
2401 - LIGHT DISTRICT ASSESSMENT								
Public Works								
Lighting								
Purchased Services	\$76.73	\$3,600.00	\$3,676.73	\$85.48	\$830.10	\$2,696.09	\$150.54	22.577%
Total Lighting	\$76.73	\$3,600.00	\$3,676.73	\$85.48	\$830.10	\$2,696.09	\$150.54	
Total Public Works	\$76.73	\$3,600.00	\$3,676.73	\$85.48	\$830.10	\$2,696.09	\$150.54	
Total 2401 - LIGHT DISTRICT ASSESSMENT	\$76.73	\$3,600.00	\$3,676.73	\$85.48	\$830.10	\$2,696.09	\$150.54	
4401 - PUBLIC WORKS COM.(ISSUE 2) PROJECT								
Capital Outlay								
Capital Outlay	\$0.00	\$0.00	\$0.00	\$0.00	\$0.00	\$0.00	\$0.00	0.000%
Purchased Services	\$0.00	\$0.00	\$0.00	\$0.00	\$0.00	\$0.00	\$0.00	
Total Capital Outlay	\$0.00	\$0.00	\$0.00	\$0.00	\$0.00	\$0.00	\$0.00	
Total 4401 - PUBLIC WORKS COM.(ISSUE 2) PROJECT	\$0.00	\$0.00	\$0.00	\$0.00	\$0.00	\$0.00	\$0.00	
Report Totals:	\$22,498.18	\$2,917,759.04	\$2,940,257.22	\$53,346.35	\$1,504,232.53	\$86,220.91	\$49,803.78	

Report reflects selected information.

Fund Summary

UAN v2025.2

September 2025

Fund #	Fund Name	Starting Fund Balance	Month To Date Revenue	Year To Date Revenue	Month To Date Expenditures	Year To Date Expenditures	Ending Fund Balance	Current Reserve for Encumbrance	Unencumbered Fund Balance
1000	General	\$129,116.22	\$19,231.48	\$115,640.92	\$5,790.93	\$69,038.56	\$142,556.77	\$30,536.72	\$112,020.05
2011	Motor Vehicle License Tax	\$21,031.08	\$661.12	\$6,178.52	\$465.11	\$3,142.67	\$21,227.09	\$7,200.33	\$14,026.76
2021	Gasoline Tax	\$93,701.99	\$13,606.46	\$110,244.97	\$13,688.48	\$106,048.79	\$93,619.96	\$34,118.59	\$59,501.37
2031	Road and Bridge	\$321,882.26	\$22,577.49	\$169,091.54	\$3,273.53	\$42,053.12	\$341,185.82	\$189,887.87	\$151,297.95
2041	Cemetery	\$115,878.18	\$2,150.00	\$72,087.86	\$581.02	\$30,562.02	\$117,447.16	\$21,999.74	\$95,447.42
2071	Garbage & Waste Disposal District	\$210,876.37	\$17,458.39	\$297,390.35	\$2,588.26	\$257,464.06	\$225,746.50	\$144,541.11	\$81,205.39
2081	Police District	\$591,610.36	\$102,059.08	\$654,998.57	\$18,148.75	\$301,189.15	\$675,520.69	\$137,844.46	\$537,676.23
2111	Fire District	\$0.01	\$223,846.61	\$832,172.71	\$3,192.69	\$611,518.79	\$220,653.93	\$220,652.92	\$1.01
2221	Drug Law Enforcement	\$0.00	\$0.00	\$0.00	\$0.00	\$0.00	\$0.00	\$0.00	\$0.00
2231	Permissive Motor Vehicle License Tax	\$151,910.99	\$4,436.62	\$35,226.35	\$5,531.69	\$25,928.79	\$150,815.91	\$52,967.29	\$57,848.62
2251	Federal Law Enforcement	\$1,556.92	\$0.00	\$0.00	\$0.00	\$0.00	\$1,556.92	\$0.00	\$1,556.92
2261	Law Enforcement Trust	\$1,399.28	\$0.00	\$0.00	\$0.00	\$0.00	\$1,399.28	\$0.00	\$1,399.28
2271	Enforcement and Education	\$2,943.43	\$0.00	\$0.00	\$0.00	\$0.00	\$2,943.43	\$0.00	\$2,943.43
2272	American Rescue Plan Act	\$4,738.64	\$11.35	\$456.88	\$0.00	\$56,466.48	\$4,749.99	\$3,775.79	\$974.20
2401	LIGHT DISTRICT ASSESSMENT	\$8,579.20	\$324.84	\$2,598.69	\$85.48	\$830.10	\$8,818.56	\$2,696.09	\$6,122.47
4401	PUBLIC WORKS COM.(ISSUE 2) PROJECT	\$0.00	\$0.00	\$0.00	\$0.00	\$0.00	\$0.00	\$0.00	\$0.00
Report Total:		\$1,655,224.92	\$406,363.44	\$2,286,077.36	\$53,346.35	\$1,504,232.53	\$2,008,242.01	\$886,220.91	\$1,122,021.10

Last reconciled to bank: 09/30/2025 – Total other adjusting factors: \$6,330.50

Revenue Summary

September 2025

UAN v2025.2

	Final Budget	Month To Date Revenue	Year To Date Revenue	Budget Variance Favorable (Unfavorable)	YTD % Received
1000 General					
Property and Other Local Taxes	\$53,017.00	\$12,194.35	\$52,430.42	(\$586.58)	98.894%
Licenses, Permits and Fees	\$5,000.00	\$200.00	\$5,375.00	\$375.00	107.500%
Fines and Forfeitures	\$0.00	\$164.68	\$3,601.77	\$3,601.77	0.000%
Intergovernmental	\$35,335.84	\$3,174.33	\$27,877.38	(\$7,458.46)	78.893%
Earnings on Investments	\$20,000.00	\$3,498.12	\$24,793.52	\$4,793.52	123.966%
Miscellaneous	\$0.00	\$0.00	\$1,562.83	\$1,562.83	0.000%
Other Financing Sources					
Advances - In	\$0.00	\$0.00	\$0.00	\$0.00	0.000%
Other - Other Financing Sources	\$0.00	\$0.00	\$0.00	\$0.00	0.000%
Total Other Financing Sources		\$0.00	\$0.00	\$0.00	
Total 1000 General	\$113,352.84	\$19,231.48	\$115,640.92	\$2,288.08	
2011 Motor Vehicle License Tax					
Intergovernmental	\$8,000.00	\$610.37	\$5,759.86	(\$2,240.14)	71.998%
Earnings on Investments	\$200.00	\$50.75	\$418.66	\$218.66	209.330%
Total 2011 Motor Vehicle License Tax	\$8,200.00	\$661.12	\$6,178.52	(\$2,021.48)	
2021 Gasoline Tax					
Intergovernmental	\$120,677.87	\$13,393.79	\$108,403.63	(\$12,274.24)	89.829%
Earnings on Investments	\$1,200.00	\$212.67	\$1,841.34	\$641.34	153.445%
Other Financing Sources					
Transfers - In	\$0.00	\$0.00	\$0.00	\$0.00	0.000%
Advances - In	\$0.00	\$0.00	\$0.00	\$0.00	0.000%
Total Other Financing Sources	\$0.00	\$0.00	\$0.00	\$0.00	
Total 2021 Gasoline Tax	\$121,877.87	\$13,606.46	\$110,244.97	(\$11,632.90)	
2031 Road and Bridge					
Property and Other Local Taxes	\$155,280.00	\$21,832.70	\$152,946.77	(\$2,333.23)	98.497%
Charges for Services	\$0.00	\$0.00	\$0.00	\$0.00	0.000%
Intergovernmental	\$0.00	\$0.00	\$0.00	\$0.00	0.000%

Report reflects selected information.

Revenue Summary

UAN v2025.2

September 2025

	Final Budget	Month To Date Revenue	Year To Date Revenue	Budget Variance (Unfavorable)	YTD % Received
Special Assessments	\$0.00	\$744.79	\$5,919.31	\$5,919.31	0.000%
Miscellaneous	\$0.00	\$0.00	\$225.46	\$225.46	0.000%
Other Financing Sources					
Transfers - In	\$0.00	\$0.00	\$0.00	\$0.00	0.000%
Advances - In	\$0.00	\$0.00	\$0.00	\$0.00	0.000%
Total Other Financing Sources	\$0.00	\$0.00	\$0.00	\$0.00	
Total 2031 Road and Bridge	\$155,280.00	\$22,577.49	\$159,091.54	\$3,811.54	
2041 Cemetery					
Licenses, Permits and Fees	\$3,500.00	\$950.00	\$27,466.66	\$23,966.66	784.762%
Miscellaneous	\$44,000.00	\$1,200.00	\$44,621.20	\$621.20	101.412%
Other Financing Sources					
Transfers - In	\$0.00	\$0.00	\$0.00	\$0.00	0.000%
Total Other Financing Sources	\$0.00	\$0.00	\$0.00	\$0.00	
Total 2041 Cemetery	\$47,500.00	\$2,150.00	\$72,087.86	\$24,587.86	
2071 Garbage & Waste Disposal District					
Charges for Services	\$366,240.00	\$13,874.10	\$268,903.68	(\$97,336.32)	73.423%
Special Assessments	\$17,000.00	\$3,564.29	\$28,486.67	\$11,486.67	167.569%
Other Financing Sources					
Transfers - In	\$0.00	\$0.00	\$0.00	\$0.00	0.000%
Advances - In	\$0.00	\$0.00	\$0.00	\$0.00	0.000%
Total Other Financing Sources	\$0.00	\$0.00	\$0.00	\$0.00	
Total 2071 Garbage & Waste Disposal District	\$383,240.00	\$17,456.39	\$297,390.35	(\$85,849.65)	
2081 Police District					
Property and Other Local Taxes	\$641,849.00	\$102,056.08	\$647,705.30	\$5,856.30	100.912%
Licenses, Permits and Fees	\$140.00	\$0.00	\$1,017.00	\$877.00	726.429%
Fines and Forfeitures	\$15,000.00	\$0.00	\$75.00	(\$14,925.00)	0.500%
Intergovernmental	\$0.00	\$0.00	\$0.00	\$0.00	0.000%
Miscellaneous	\$0.00	\$0.00	\$6,201.27	\$6,201.27	0.000%

Report reflects selected information.

Revenue Summary

UAN v2025.2

September 2025

	Final Budget	Month To Date Revenue	Year To Date Revenue	Budget Variance Favorable (Unfavorable)	YTD % Received
Other Financing Sources					
Transfers - In	\$0.00	\$0.00	\$0.00	\$0.00	0.000%
Advances - In	\$0.00	\$0.00	\$0.00	\$0.00	0.000%
Total Other Financing Sources	\$0.00	\$0.00	\$0.00	\$0.00	
Total 2081 Police District	\$656,989.00	\$102,059.08	\$654,998.57	(\$1,990.43)	
2111 Fire District					
Property and Other Local Taxes	\$832,172.71	\$223,846.61	\$832,172.71	\$0.00	100.000%
Intergovernmental	\$0.00	\$0.00	\$0.00	\$0.00	0.000%
Total 2111 Fire District	\$832,172.71	\$223,846.61	\$832,172.71	\$0.00	
2221 Drug Law Enforcement					
Fines and Forfeitures	\$0.00	\$0.00	\$0.00	\$0.00	0.000%
Intergovernmental	\$0.00	\$0.00	\$0.00	\$0.00	0.000%
Other Financing Sources					
Advances - In	\$0.00	\$0.00	\$0.00	\$0.00	0.000%
Total Other Financing Sources	\$0.00	\$0.00	\$0.00	\$0.00	
Total 2221 Drug Law Enforcement	\$0.00	\$0.00	\$0.00	\$0.00	
2231 Permissive Motor Vehicle License Tax					
Property and Other Local Taxes	\$39,700.00	\$2,547.50	\$20,165.26	(\$19,534.74)	50.794%
Intergovernmental	\$22,300.00	\$1,528.50	\$11,996.37	(\$10,303.63)	53.795%
Earnings on Investments	\$2,600.00	\$360.62	\$3,064.72	\$464.72	117.874%
Other Financing Sources					
Advances - In	\$0.00	\$0.00	\$0.00	\$0.00	0.000%
Total Other Financing Sources	\$0.00	\$0.00	\$0.00	\$0.00	
Total 2231 Permissive Motor Vehicle License Tax	\$64,600.00	\$4,436.62	\$35,226.35	(\$29,373.65)	
2251 Federal Law Enforcement					
Other Financing Sources					
Transfers - In	\$0.00	\$0.00	\$0.00	\$0.00	0.000%

Report reflects selected information.

Revenue Summary

September 2025

	Final Budget	Month To Date Revenue	Year To Date Revenue	Budget Variance Favorable (Unfavorable)	YTD % Received
Total Other Financing Sources					
Total 2251 Federal Law Enforcement	\$0.00	\$0.00	\$0.00	\$0.00	
2261 Law Enforcement Trust					
Intergovernmental	\$0.00	\$0.00	\$0.00	\$0.00	0.000%
Miscellaneous	\$0.00	\$0.00	\$0.00	\$0.00	0.000%
Total 2261 Law Enforcement Trust	\$0.00	\$0.00	\$0.00	\$0.00	
2271 Enforcement and Education					
Fines and Forfeitures	\$0.00	\$0.00	\$0.00	\$0.00	0.000%
Total 2271 Enforcement and Education	\$0.00	\$0.00	\$0.00	\$0.00	
2272 American Rescue Plan Act					
Intergovernmental	\$0.00	\$0.00	\$0.00	\$0.00	0.000%
Earnings on Investments	\$0.00	\$11.35	\$456.88	\$456.88	0.000%
Total 2272 American Rescue Plan Act	\$0.00	\$11.35	\$456.88	\$456.88	
2401 LIGHT DISTRICT ASSESSMENT					
Special Assessments	\$1,600.00	\$324.84	\$2,588.69	\$988.69	161.793%
Total 2401 LIGHT DISTRICT ASSESSMENT	\$1,600.00	\$324.84	\$2,588.69	\$988.69	
4401 PUBLIC WORKS COM.(ISSUE 2) PROJECT					
Intergovernmental	\$0.00	\$0.00	\$0.00	\$0.00	0.000%
Total 4401 PUBLIC WORKS COM.(ISSUE 2) PROJECT	\$0.00	\$0.00	\$0.00	\$0.00	
Report Total:	\$2,384,812.42	\$406,363.44	\$2,286,077.36	(\$98,735.06)	

Payment Listing

UAN v2025.2

September 2025

Payment Advice #	Post Date	Transaction Date	Type	Vendor / Payee	Amount	Status
472-2025	09/04/2025	09/02/2025	EP	Albert Acker	\$465.12	C
473-2025	09/04/2025	09/02/2025	EP	Erica Dawn Barga	\$2,241.02	C
474-2025	09/04/2025	09/02/2025	EP	Bradley Bolanger Sr	\$1,145.08	C
475-2025	09/04/2025	09/02/2025	EP	Russell E Fowler	\$212.75	C
476-2025	09/04/2025	09/02/2025	EP	Caleb T Hoops	\$1,783.13	C
477-2025	09/04/2025	09/02/2025	EP	Jessica Starnes	\$657.69	C
479-2025	09/04/2025	09/04/2025	CH	Verizon Business	\$247.08	C
480-2025	09/08/2025	09/08/2025	CH	AES OHIO	\$345.20	C
481-2025	09/08/2025	09/08/2025	CH	AES OHIO	\$42.41	C
482-2025	09/08/2025	09/08/2025	CH	AES OHIO	\$353.43	C
483-2025	09/08/2025	09/08/2025	CH	AES OHIO	\$62.55	C
484-2025	09/08/2025	09/08/2025	CH	Cintas	\$65.04	C
485-2025	09/08/2025	09/08/2025	CH	USbancorp Equipment Finance, Inc.	\$215.45	C
486-2025	09/13/2025	09/13/2025	CH	Charter Communication	\$920.00	C
487-2025	09/13/2025	09/13/2025	CH	Charter Communication	\$259.98	C
488-2025	09/13/2025	09/13/2025	CH	Huntington National Bank	\$1,986.61	C
488-2025	09/13/2025	10/12/2025	POS ADJ	Huntington National Bank	\$13.02	C
488-2025	09/13/2025	11/02/2025	NEG ADJ	Huntington National Bank	-\$1,999.63	C
489-2025	09/18/2025	09/16/2025	EP	Albert Acker	\$349.88	C
490-2025	09/18/2025	09/16/2025	EP	Erica Dawn Barga	\$2,241.02	C
491-2025	09/18/2025	09/16/2025	EP	Bradley Bolanger Sr	\$1,145.08	C
492-2025	09/18/2025	09/16/2025	EP	Jamie Evans	\$1,449.46	C
493-2025	09/18/2025	09/16/2025	EP	Russell E Fowler	\$98.98	C
494-2025	09/18/2025	09/16/2025	EP	Blaine F Heeter II	\$1,029.93	C
495-2025	09/18/2025	09/16/2025	EP	Caleb T Hoops	\$1,783.12	C
496-2025	09/18/2025	09/16/2025	EP	Hayes Johnston	\$977.60	C
497-2025	09/18/2025	09/16/2025	EP	Ronald L Kauffman	\$162.65	C
498-2025	09/18/2025	09/16/2025	EP	Jessica Starnes	\$620.65	C
499-2025	09/18/2025	09/16/2025	EP	Boyd Warner	\$913.86	C
501-2025	09/16/2025	09/16/2025	EW	Public Employees Retirement System	\$7,673.75	C
502-2025	09/02/2025	09/20/2025	EW	Anthem BCBS	\$545.01	V
502-2025	09/02/2025	09/20/2025	EW	Anthem BCBS	-\$545.01	V
503-2025	09/03/2025	09/20/2025	EW	Medical Mutual	\$33.72	C
504-2025	09/20/2025	09/20/2025	EW	IRS	\$356.65	C
505-2025	09/20/2025	09/20/2025	EW	IRS	\$549.84	C
506-2025	09/20/2025	09/20/2025	EW	Covington EVSD	\$91.44	C
507-2025	09/20/2025	09/20/2025	EW	Treasurer of State of Ohio	\$319.94	C
508-2025	09/16/2025	09/20/2025	CH	Auditor of State	\$876.00	C
509-2025	09/02/2025	09/20/2025	CH	Anthem BCBS	\$435.44	C
510-2025	09/02/2025	09/20/2025	CH	Anthem BCBS	\$9.00	C
511-2025	09/03/2025	09/20/2025	CH	Medical Mutual	\$96.76	C
512-2025	09/27/2025	09/27/2025	CH	LOWE'S	\$276.95	C
513-2025	09/27/2025	09/27/2025	CH	Superfleet Mastercard Program	\$406.91	C
514-2025	09/27/2025	09/27/2025	CH	Kansas City Life Insurance Company	\$57.96	C
527-2025	09/15/2025	10/12/2025	CH	Huntington	\$131.00	C
528-2025	09/15/2025	10/12/2025	CH	Huntington	\$52.00	C

Payment Listing

UAN v2025.2

September 2025

Payment Advice #	Post Date	Transaction Date	Type	Vendor / Payee	Amount	Status
529-2025	09/23/2025	10/12/2025	CH	Postmaster, Brookville Branch	\$802.76	C
561-2025	09/13/2025	11/02/2025	CH	Huntington National Bank	\$1,999.63	C
39028	08/26/2025	08/26/2025	AW	Young's Lawn Care Services	\$4,000.00 *	V
39028	09/05/2025	09/05/2025	AW	Young's Lawn Care Services	-\$4,000.00	V
39034	09/05/2025	09/05/2025	AW	Young's Lawn Care Services	\$4,000.00	C
39035	09/08/2025	09/08/2025	AW	Triad Technologies, LLC	\$138.13	C
39036	09/08/2025	09/08/2025	AW	Brookville Rental & Sales	\$175.00	C
39037	09/13/2025	09/13/2025	AW	Young's Lawn Care Services	\$25.00	C
39038	09/13/2025	09/13/2025	AW	Verizon	\$113.70	C
39039	09/13/2025	09/13/2025	AW	Verizon Business	\$160.44	C
39040	09/13/2025	09/13/2025	AW	Morton Salt	\$4,358.98	C
39041	09/16/2025	09/16/2025	AW	Beau Townsend Ford, Inc.	\$4,043.13	C
39042	09/17/2025	09/17/2025	AW	Ohio Treasurer of State	\$270.00	O
39043	09/20/2025	09/20/2025	AW	NAPA Brookville	\$7.35	C
39044	09/20/2025	09/20/2025	SW	Skipped Warrants 39044 to 39044 Series 4	\$0.00	V
39045	09/20/2025	09/20/2025	AW	Hometown	\$903.20	C
39046	09/20/2025	09/20/2025	AW	Triad Technologies, LLC	\$134.83	C
39047	09/20/2025	09/20/2025	AW	Pinnacle Pest Control	\$100.00	C
39048	09/27/2025	09/27/2025	AW	Long's Truck & Trailer Repair	\$1,649.69	O
39049	09/27/2025	09/27/2025	AW	Montgomery County Treasurer	\$319.63	O
39050	09/27/2025	09/27/2025	AW	Gillman Home Center	\$54.46	O
Total Payments:					\$46,411.45	
Total Conversion Vouchers:					\$0.00	
Total Less Conversion Vouchers:					\$46,411.45	

Type: AM - Accounting Manual Warrant, AW - Accounting Warrant, IM - Investment Manual Warrant, IW - Investment Warrant, PM - Payroll Manual Warrant, PR - Payroll Warrant, RW - Reduction of Receipt Warrant, SW - Skipped Warrant, WH - Withholding Warrant, WM - Withholding Manual, WS - Special Warrant, CH - Electronic Payment Advice, IL - Investment Loss, EP - Payroll EFT Voucher, CV - Payroll Conversion Voucher, SV - Payroll Special Voucher, EW - Withholding Voucher, POS ADJ - Positive Adjustment, NEG ADJ - Negative Adjustment, POS REAL - Positive Reallocation, NEG REAL - Negative Reallocation

Status: O - Outstanding, C - Cleared, V - Voided, B - Batch

* Asterisked amounts are not included in report totals. These transactions occurred outside the reported date range but are listed for reference.

THE HUNTINGTON NATIONAL BANK
PO BOX 1558 EA1W37
COLUMBUS OH 43216-1558



PERRY TOWNSHIP MONTGOMERY COUNTY
OPERATING ACCOUNT
3025 JOHNSVILLE BROOKVILLE RD
BROOKVILLE OH 45309-9309

Have a Question or Concern?

Stop by your nearest
Huntington office or
contact us at:

1-800-480-2001

www.huntington.com/
businessresources

Huntington PublicFund Business Interest Checking **Account: -----6648**

Statement Activity From: 09/01/25 to 09/30/25		Beginning Balance	\$1,643,480.23
Days in Statement Period 30		Credits (+)	406,515.11
Average Ledger Balance* 1,832,194.54		Regular Deposits	19,403.58
Average Collected Balance* 1,831,632.24		Electronic Deposits	379,070.93
* The above balances correspond to the service charge cycle for this account.		Interest Earned	4,040.60
		Other Credits	4,000.00
		Debits (-)	86,228.09
		Regular Checks Paid	19,413.72
		Electronic Withdrawals	64,814.74
		Other Debits	1,999.63
		Total Service Charges (-)	131.00
		Ending Balance	\$1,963,636.25

Average Percentage Yield Earned this period 2.717%

Deposits (+) **Account: -----6648**

Date	Amount	Serial #	Type	Date	Amount	Serial #	Type
09/02	✓ 3,946.37 ✓		Brch/ATM	09/15	✓ 793.63 ✓		Brch/ATM
09/02	✓ 2,093.31 ✓		Brch/ATM	09/15	✓ 473.40 ✓		Brch/ATM
09/02	✓ 1,854.63 ✓		Brch/ATM	09/18	✓ 2,150.00 ✓		Brch/ATM
09/02	✓ 1,780.02 ✓		Brch/ATM	09/18	✓ 284.04 ✓		Brch/ATM
09/02	✓ 500.00 ✓		Brch/ATM	09/18	✓ 147.00 ✓		Brch/ATM
09/08	• 3,882.10 ✓ 3882.12		Brch/ATM	09/18	✓ 100.00 ✓		Brch/ATM
09/08	✓ 574.68 ✓		Brch/ATM	09/18	✓ 84.70 ✓		Brch/ATM
09/08	✓ 422.70 ✓		Brch/ATM	09/18	✓ 70.00 ✓		Brch/ATM
09/08	✓ 100.00 ✓		Brch/ATM	09/22	✓ 147.00 ✓		Brch/ATM

Other Credits (+) **Account: -----6648**

Date	Amount	Description
09/04	4,000.00 ✓	SUBSTITUTE CHECK REVERSAL - Chris Young's check reissued
09/12	• 357,651.76 ✓	Montgomery Count PAYABLES V000006813 (33,811.61) - Writing on cancelled certificate
09/12	✓ 164.68 ✓	Montgomery Count PAYABLES V000006813 33,810.61
09/15	✓ 3,174.33 ✓	Montgomery Count PAYABLES V000006813
09/22	✓ 18,080.16 ✓	Montgomery Count PAYABLES V000006813
09/30	✓ 4,040.60 ✓	INTEREST PAYMENT

Investments are offered through the Huntington Investment Company, Registered Investment Advisor, member FINRA/SIPC, a wholly-owned subsidiary of Huntington Bancshares Inc.

The Huntington National Bank is Member FDIC. ®, Huntington ® and 24-Hour Grace ® are federally registered service marks of Huntington Bancshares Incorporated. The 24-Hour Grace ® system and method is patented: US Pat. No. 8,364,581, 8,781,955, 10,475,118, and others pending. © 2025 Huntington Bancshares Incorporated.

**Checks (-)****Account:-----6648**

Date	Amount	Check #	Date	Amount	Check #
09/02	761.31 ✓	• 39024	09/22	175.00 ✓	• 39036
09/10	10.48 ✓	• 39025	09/22	25.00 ✓	• 39037
09/03	100.58 ✓	• 39026	09/22	113.70 ✓	• 39038
09/03	4,000.00 ✓	39028* VOID	09/23	160.44 ✓	• 39039
09/10	12.60 ✓	• 39029	09/24	4,358.98 ✓	• 39040
09/11	14.63 ✓	• 39030	09/29	4,043.13 ✓	• 39041
09/12	77.98 ✓	• 39031	09/26	7.35 ✓	• 39043*
09/12	85.00 ✓	• 39032	09/25	903.20 ✓	• 39045*
09/10	191.38 ✓	• 39033	09/29	134.83 ✓	• 39046
09/08	4,000.00 ✓	• 39034	09/29	100.00 ✓	• 39047
09/15	138.13 ✓	• 39035			

(*) Indicates the prior sequentially numbered check(s) may have 1) been voided by you 2) not yet been presented 3) appeared on a previous statement or 4) been included in a list of checks.

Checks - Adjustments/Corrections/Returns**Account:-----6648**

Date	Amount	Check #	Explanation
09/03	4,000.00 ✓	39028	Positive pay default return Chris Young's check reissued

Section provides detail from Adjustment / Corrections / Returns requests received via the Check / Reverse Positive Pay services.

Other Debits (-)**Account:-----6648**

Date	Amount	Description
09/02	• 153.68 ✓	DPL UTILITYPMT 250831 6261258
09/02	• 444.44 ✓	ANTHEM BLUE W230 CORP PYMT FL00526050
09/03	• 50,000.00 ✓	BUS ONL TFR TO CHECKING 090325 XXXXXX6570
09/03	• 42.28 ✓	KANSAS CITY LIFE WEB PYMNT 1074349807
09/03	• 120.52 ✓	FLEETCOR FUNDING BT0902 090225 000000333955026
09/03	• 130.48 ✓	MEDICAL MUTUAL O INS PAYMNT 250902 00000A12470100
09/08	• 247.08 ✓	ACHMA VISB BILL PYMNT 250905 8221689
09/09	• 42.41 ✓	DPL UTILITYPMT 250908 9515213
09/09	• 62.55 ✓	DPL UTILITYPMT 250908 9515216
09/09	• 345.20 ✓	DPL UTILITYPMT 250908 9515212
09/09	• 353.43 ✓	DPL UTILITYPMT 250908 9515216
09/10	• 65.04 ✓	CINTASCORPORATIO 110EC64E16 1001418621
09/10	• 215.45 ✓	Equipment Financ OnlineInv 250909 BGGBK2003700478
09/15	• 1,999.63 ✓	BUS ONL PMT TO CCD 091525 XXXXXXXXXXXX6119 13.00 adjustment
09/15	• 259.98 ✓	SPECTRUM SPECTRUM 250913 1474655
09/15	• 920.00 ✓	SPECTRUM SPECTRUM 250913 1474251
09/17	• 7,673.75 ✓	OHIOPERS OHPERSWEB 091725 791400

In the Event of Errors or Questions Concerning Electronic Fund Transfers (electronic deposits, withdrawals, transfers, payments, or purchases), please call either 1-614-480-2001 or call toll free 1-800-480-2001, or write to The Huntington National Bank Research - EA4W61, P.O. Box 1558, Columbus, Ohio 43216 as soon as you can, if you think your statement or receipt is wrong or if you need more information about an electronic fund transfer on the statement or receipt. We must hear from you no later than 60 days after we sent you the FIRST statement on which the error or problem appeared.

1. Tell us your name, your business's name (if appropriate) and the Huntington account number (if any).
2. Describe the error or the transaction you are unsure about, and explain as clearly as you can why you believe there is an error or why you need more information.
3. Tell us the dollar amount of the suspected error. We will investigate your complaint or question and will correct any error promptly.

Verification of Electronic Deposits If you authorized someone to make regular electronic fund transfers of money to your account at least once every sixty days, you can find out whether or not the deposit has been received by us, call either 1-614-480-2001 or call toll free 1-800-480-2001.

Balancing Your Statement - For your convenience, a balancing page is available on our web site <https://www.huntington.com/pdf/balancing.pdf> and also available on Huntington Business Online.

**Other Debits (-)****Account:-----6648**

Date	Amount	Description
09/19	• 876.00 ✓	8929OHIO-AOSUAN OHTRWEB 00000000026023
09/22	• 356.65 ✓	IRS USATAXPYMT 092225 270566580758245
09/22	• 549.84 ✓	IRS USATAXPYMT 092225 270566545514448
09/23	• 91.44 ✓	8066-1HIOSDWH OHSDWHTX 250922 3439744
09/23	• 319.94 ✓	8060-1HIOEMWH OHEMWHTX 250922 3450135
09/25	• 802.76 ✓	USPS1000141825 2941069862 B25267 2V3PSKFGSVRZD32
09/29	• 276.95 ✓	Lowes SYF PAYMNT Sep 29 98002147555
09/30	• 57.96 ✓	KANSAS CITY LIFE WEB PYMNT 1095806717
09/30	• 406.91 ✓	FLEETCOR FUNDING BT0929 092925 000000336441515

Service Charge Detail**Account:-----6648**

Date	Service Charge (-)	Waives and Discounts (+)	Description
09/15	83.00 ✓		FRAUD PROTECTION SERVICE FEES
09/15	33.00 ✓		EXCESS TRANSACTION FEE
09/15	15.00 ✓		RETURNED DEPOSIT ITEM FEE

Service Charge Summary**Account:-----6648**

Previous Month Service Charges (-)	\$131.00
Total Service Charges (-)	\$131.00

Balance Activity**Account:-----6648**

Date	Balance	Date	Balance	Date	Balance
08/31	1,643,480.23	09/11	1,601,320.50	09/23	1,970,687.72
09/02	1,652,295.13	09/12	1,958,973.96	09/24	1,966,328.74
09/03	1,597,901.27	09/15	1,959,966.58	09/25	1,964,622.78
09/04	1,601,901.27	09/17	1,952,292.83	09/26	1,964,615.43
09/08	1,602,633.67	09/18	1,955,128.57	09/29	1,960,060.52
09/09	1,601,830.08	09/19	1,954,252.57	09/30	1,963,636.25
09/10	1,601,335.13	09/22	1,971,259.54		

THE HUNTINGTON NATIONAL BANK
PO BOX 1558 EA1W37
COLUMBUS OH 43216-1558



PERRY TOWNSHIP MONTGOMERY COUNTY
3025 JOHNSVILLE BROOKVILLE RD
BROOKVILLE OH 45309-9309

Have a Question or Concern?

Stop by your nearest
Huntington office or
contact us at:

1-800-480-2001

[www.huntington.com/
businessresources](http://www.huntington.com/businessresources)

Huntington PublicFund Business Interest Checking **Account: ———6570**

Statement Activity From: 09/01/25 to 09/30/25		Beginning Balance	\$7,140.80
		Credits (+)	50,092.91
		Electronic Deposits	50,000.00
		Interest Earned	92.91
Days in Statement Period 30		Debits (-)	23,607.52
		Other Debits	23,607.52
Average Ledger Balance* 41,894.63		Total Service Charges (-)	52.00
Average Collected Balance* 41,894.63		Ending Balance	\$33,574.19

* The above balances correspond to the service charge cycle for this account.

Average Percentage Yield Earned this period 2.731%

Other Credits (+) **Account:-----6570**

Date	Amount	Description
09/03	- 50,000.00	BUS ONL TFR FRM CHECKING 090325 XXXXXXX6648
09/30	- 92.91	INTEREST PAYMENT

Other Debits (-) **Account:-----6570**

Date	Amount	Description
09/02	6,504.79	ACH SETTLMT REL DATE_FUND HNB HVACH PERRY TOW
09/16	10,772.23	ACH SETTLMT REL DATE_FUND HNB HVACH PERRY TOW
09/30	6,330.50	ACH SETTLMT REL DATE_FUND HNB HVACH PERRY TOW

Service Charge Detail **Account:-----6570**

Date	Service Charge (-)	Waives and Discounts (+)	Description
09/15	30.00		FRAUD PROTECTION SERVICE FEES
09/15	15.00		ONLINE PAYMENT CENTER FEES
09/15	7.00		BUSINESS ONLINE SERVICE FEES

Service Charge Summary **Account:-----6570**

Previous Month Service Charges (-)	\$52.00
Total Service Charges (-)	\$52.00

Investments are offered through the Huntington Investment Company, Registered Investment Advisor, member FINRA/SIPC, a wholly-owned subsidiary of Huntington Bancshares Inc.

The Huntington National Bank is Member FDIC. Huntington and 24-Hour Grace are federally registered service marks of Huntington Bancshares Incorporated. The 24-Hour Grace system and method is patented: US Pat. No. 8,364,581, 8,781,955, 10,475,118, and others pending. ©2025 Huntington Bancshares Incorporated.

**Balance Activity****Account:-----6570**

Date	Balance	Date	Balance	Date	Balance
08/31	7,140.80	09/03	50,636.01	09/16	39,811.78
09/02	636.01	09/15	50,584.01	09/30	33,574.19

In the Event of Errors or Questions Concerning Electronic Fund Transfers (electronic deposits, withdrawals, transfers, payments, or purchases), please call either 1-614-480-2001 or call toll free 1-800-480-2001, or write to The Huntington National Bank Research - EA4W61, P.O. Box 1558, Columbus, Ohio 43216 as soon as you can, if you think your statement or receipt is wrong or if you need more information about an electronic fund transfer on the statement or receipt. We must hear from you no later than 60 days after we sent you the FIRST statement on which the error or problem appeared.

1. Tell us your name, your business's name (if appropriate) and the Huntington account number (if any).
2. Describe the error or the transaction you are unsure about, and explain as clearly as you can why you believe there is an error or why you need more information.
3. Tell us the dollar amount of the suspected error. We will investigate your complaint or question and will correct any error promptly.

Verification of Electronic Deposits If you authorized someone to make regular electronic fund transfers of money to your account at least once every sixty days, you can find out whether or not the deposit has been received by us, call either 1-614-480-2001 or call toll free 1-800-480-2001.

Balancing Your Statement - For your convenience, a balancing page is available on our web site <https://www.huntington.com/pdf/balancing.pdf> and also available on Huntington Business Online.