Tracing Basic Shapes

Trace each shape. Then color it in.

Circle

Square

Triangle

Rectangle

My Five Senses Match-Up

Look at each picture.
Which sense do you use?
Draw a line to match the sense to the picture.

Finish the Alphabet: Uppercase

Write the missing uppercase letters to complete the alphabet.

A B _ _ _ D

E _ _ _ _ H _

J _ _ _ _ L _

N _ _ _ _ P _



_ _ _ _ S _ _ _ _ U _

W X _ _ _ Z

Write the Missing Beginning Letter

Look at each picture.

Say what it is.

Which letter is missing at the beginning?

Draw a line from the letter to the picture.

Then write the letter in the blank to finish the word.



_____ ig

m

_____ op

b



_____ ed

f

_____ up

p



_____ an

c

Solve the addition problems

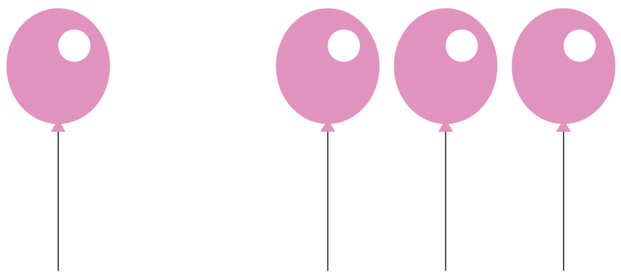

1 + 3 = ___



5 + 5 = ___

5 + 1 = ___

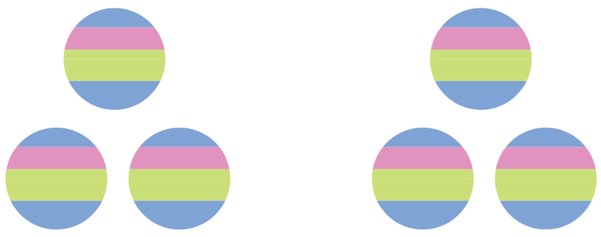

3 + 3 = ___

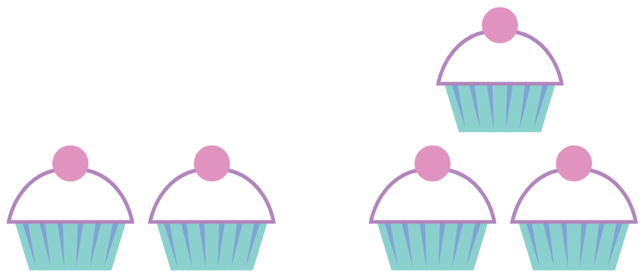

2 + 3 = ___



9 + 1 = ___



6 + 2 = ___

4 + 2 = ___

Let’s Practice Subtraction! 1-5

Use the drawings to solve the problems below.

Example:



5 take away 3 equals 2

5 – 3 = 2



4 – 3 = _____

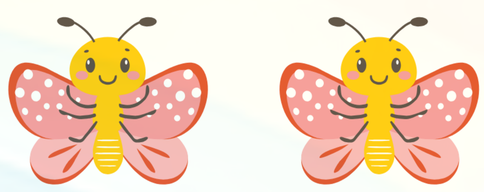

2 – 1 = _____

3 – 1 = _____

5 – 2 = _____



3 – 2 = _____

5 – 1 = _____

Look at the clock with hands.
Tell what time it shows.
Then write the time using numbers.
Look at the example to help you.



10 : 30





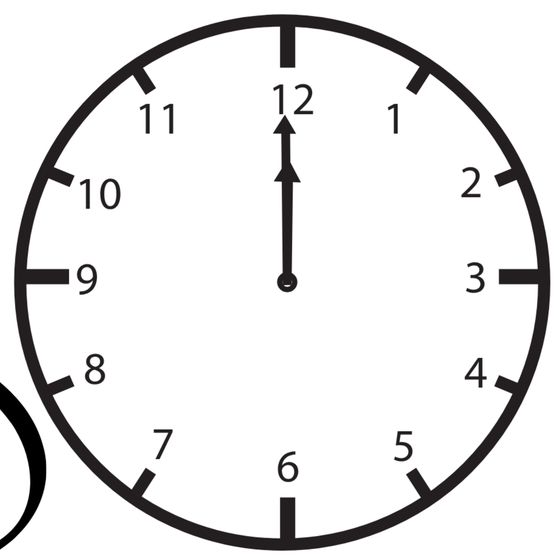

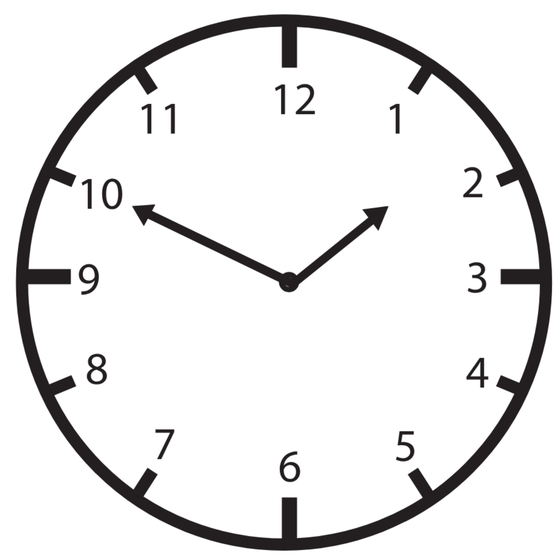



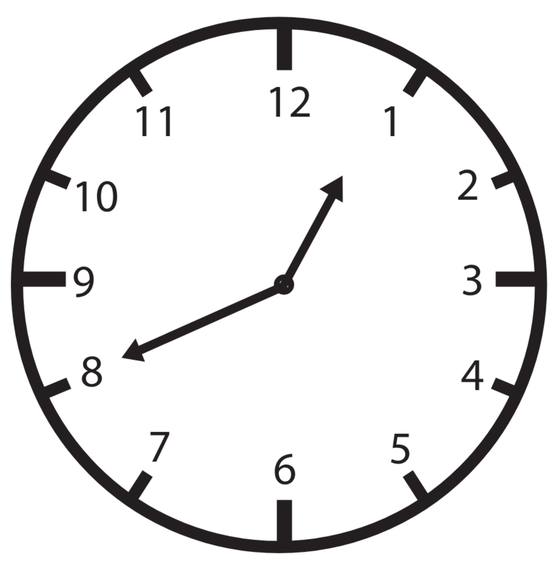

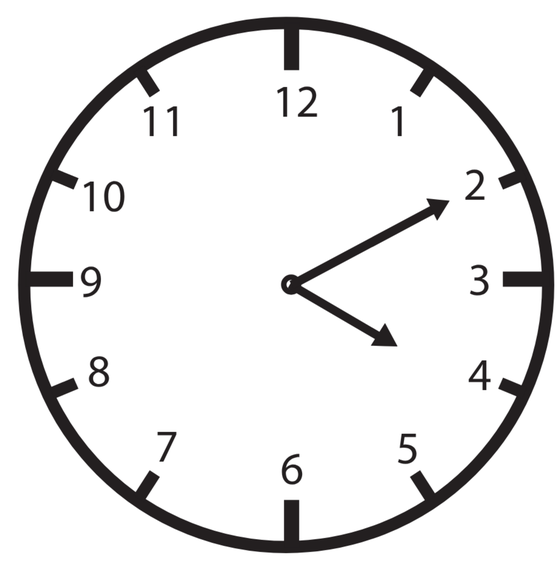

Match the Clock

Draw a line to connect the matching times.









5:00

9:00

3:00

11:00

MISSING NUMBERS

LOOK AT THE NUMBER CHART.
FIND THE PATTERN.
FILL IN THE MISSING NUMBERS.

1	2		4	5
6		8	9	
11	12	13	14	
16	17		19	20
21	22	23	24	25

Color Me