



SCREENRAIL

SCREEN ENCLOSURES



**Digger
Specialties
Inc.**

Transforming the Outdoor Living Experience®

DYNAMIC SOLUTIONS INNOVATION

Since 1984, Digger Specialties, Inc. (DSI) has manufactured quality products for the outdoor living industry.

At DSI we are continually working to provide solutions through innovative product development and design to bring the best products to our customers, the marketplace, and the home owner.

ScreenRail is a premium system designed to transform your outdoor living experience by bringing the outdoors into your home.




Table of Contents

Colors & Powder Coating Process	1
Structural Railing	2-3
Kick Panel	4-5
Mid-Rail	6-7
Frame Rail	8-9
Doors	10-11
Door Hardware & Accessories	12
Posts	13

COLORS & POWDER COATING PROCESS

DSI Aluminum Products are available in 12 standard AAMA 2604 colors to compliment your project; from satin colors to textured colors.

Custom colors and AAMA 2605 colors are available by special order.



Textured Colors



Black Fine Texture



Bronze Fine Texture



Brown Fine Texture



White Fine Texture



Grey Fine Texture

Non Textured Colors



Gloss Beige




Chocolate



Ninety Bronze



Sandy Shore



Satin Black



Gloss White



Speckled Walnut

Colors shown are a close approximation of the true color.
Please consult actual samples for accurate powder coating colors.

Exclusive DSI Powder Coating Process

DSI's proprietary 10 step powder coating process provides an uncompromising quality created by state-of-the-art technology. Our system is certified by the Powder Coating Institute providing peace of mind in your investment. Our powder coating is verified by the American Architectural Manufacturers Association and is covered by a Lifetime Limited Warranty.




1 The raw premium-grade aluminum is inspected to be free of blemishes and is not exposed to the outdoor elements.




2 The product enters a heated cleaning stage to remove extrusion debris and fabrication oils.




3-6 **Clean:** City water rinse
Cleaner: Recycling reverse osmosis water rinse
Cleanest: Pure reverse osmosis water rinse
Sealer: Dried-in-place aluminum sealer



7-8 A 200 MPH air blast removes water drops from the pre-treated aluminum. A convection oven completes the dry-off process.



9 Powder is applied with 18 automated and 2 manual spray guns. Compressed process air is dried to -35°F Dew Point for superior adhesion.



10 The powder coating is then bonded and adhered to the aluminum substrate in a 400 degree cure stage.



SCREENRAIL

STRUCTURAL RAILING

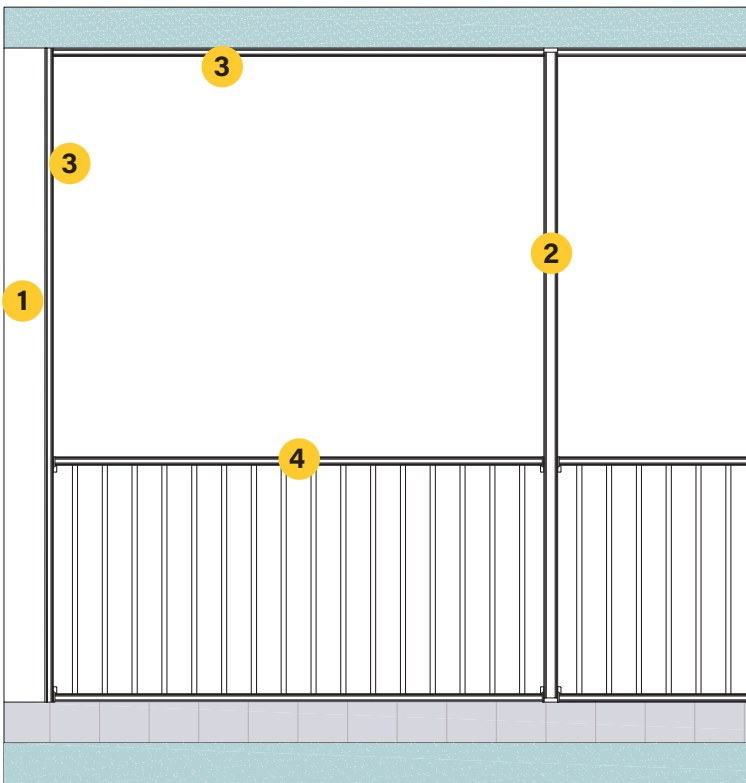


Structural Railing

ScreenRail with Structural Railing provides safety and security while expanding your outdoor living space.

Structural Railing is code approved for both ground and elevated uses.

Railing can be placed either inside the screen area or outside.



1




Existing Structure
or Support Post
(See Page 13 for
Support Posts)

2




2" ScreenRail Post
(with Post Mounts)

3



Frame Rail
with Cover

4



Top and Bottom
Structural Rail

Screen material not supplied by DSI.

Specifications

Includes: Top and Bottom Rails, Balusters, Mounts (4), and Installation Instructions.



Section Lengths	Section Heights	Baluster	Baluster Spacing	Rail Size
4', 6', 8'	36", 42"	3/4" x 3/4"	3-5/8"	2" x 1-1/4"



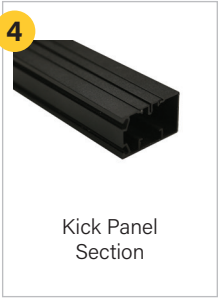

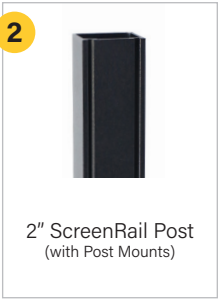
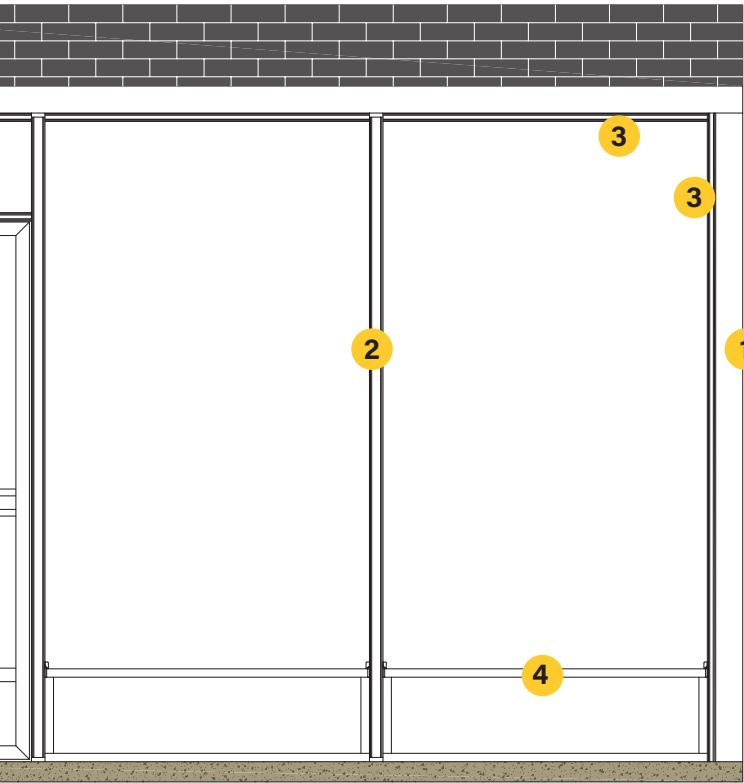

SCREENRAIL

KICK PANEL

Kick Panel

ScreenRail with Kick Panel offers a full screen with aluminum Kick Panel at the bottom to protect your screen from pets, children, or accidental bumps.


Kick Panel is designed for ground floor uses.



Screen material not supplied by DSI.

Specifications

Includes: Top, Bottom, and Side Rails, Kick Panel, Mounts (2), and Installation Instructions.



Section Lengths	Section Height	Rail Size
4', 6', 8'	13-3/4"	2" x 1-1/4"



SCREENRAIL



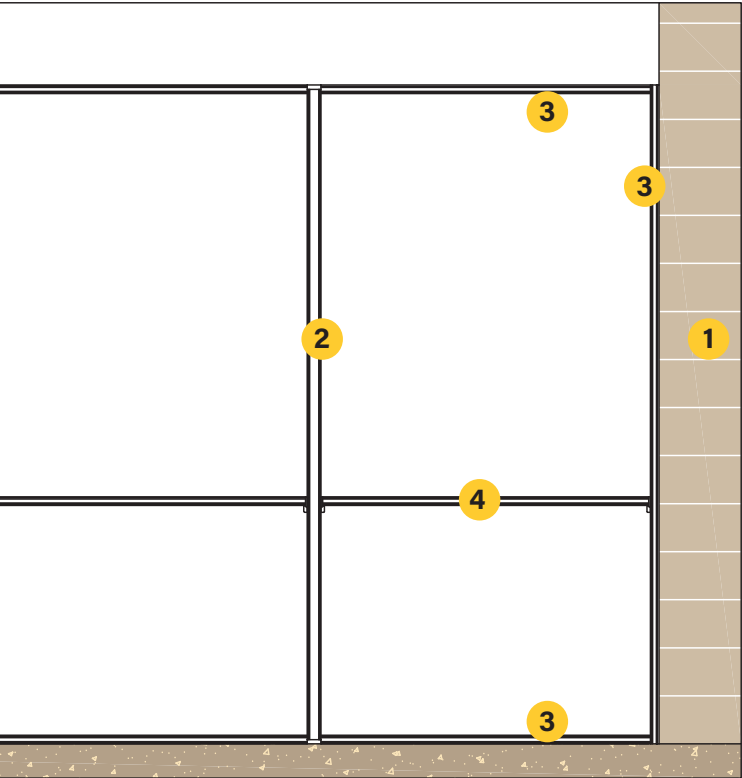
MID-RAIL



Mid-Rail

A full screen view with Mid-Rail accent offers an aesthetically pleasing look while providing extra support to keep your screen taut and secure.

ScreenRail with Mid-Rail is designed for ground floor uses.



Screen material not supplied by DSI.

Specifications

Includes: Mid-Rail, Mounts (2), and Installation Instructions.



Lengths	Height	Rail Size
4', 6', 8'	Determined by Customer	2" x 1-1/4"



SCREEN RAIL

FRAME RAIL

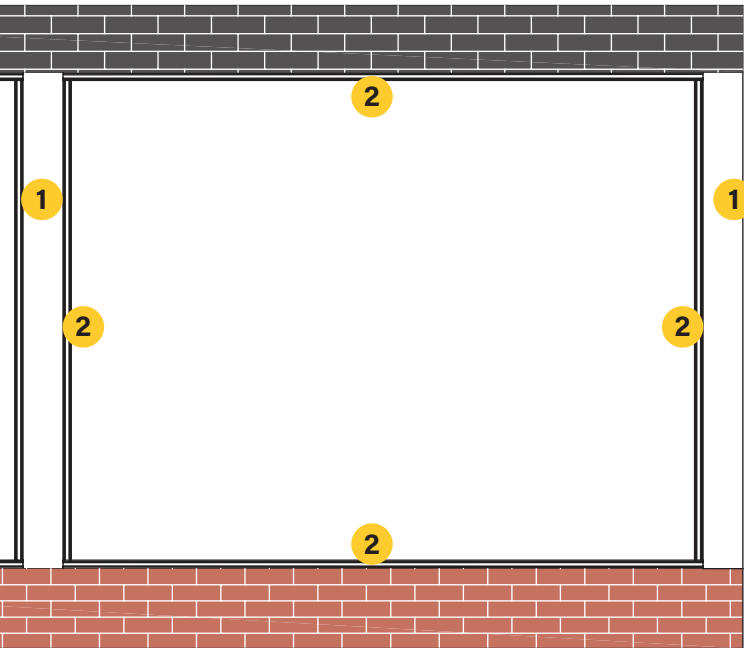


Frame Rail


ScreenRail with Frame Rail offers a full unobstructed view.

The Frame Rail can attach to existing structures or can be used with Westbury® Support Posts.

ScreenRail with Frame Rail is designed for ground floor uses.



Existing Structure
or Support Post
(See Page 13 for
Support Posts)



Frame Rail
with Cover

Screen material not supplied by DSI.

Specifications

Includes: Frame Rail with Cover and Installation Instructions.



Lengths	Rail Size
8-1/2', 12'	2" x 1-1/4"





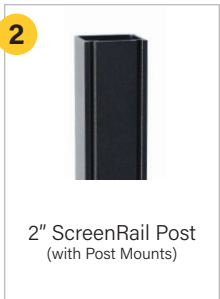
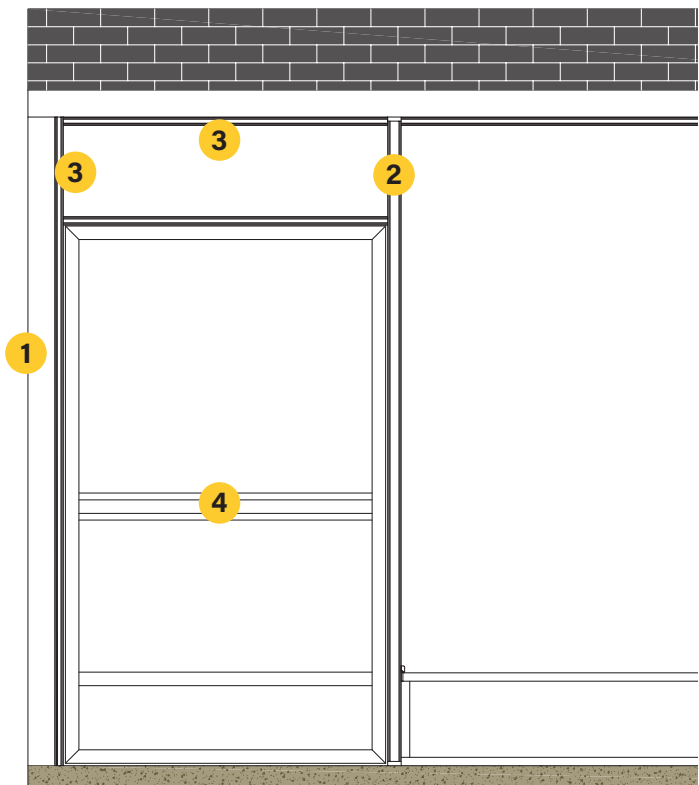
SCREENRAIL DOORS



Doors

Both Single and Double Door options are available to provide the perfect entrance to your screened in area.

Inswing and outswing Closer Kits are available to allow flexibility for installation (see page 12 for details).



Screen material not supplied by DSI.

Specifications



Door Type	Door Opening Width	Door Opening Height	Door Kit Includes
Single	32", 36", 48"	80"	Door Frame with Kick Panel (1), Matching Door Jamb, Door Header with Mounts, Hinges (3), Door Sweep, and Spline
Double with Astragal	64-3/4", 72-3/4"	80"	Door Frame with Kick Panel (2), Astragal, Matching Door Jamb, Door Header with Mounts, Hinges (6), Door Sweep, Striker Plate, and Spline

DOOR HARDWARE & ACCESSORIES

Door Hardware

Hinges



Included with Door Kit

Closer Kits

White

Slate

Black



Outswing Door



Inswing Door

Accessories

Structural Railing Mount:

1-4 pack is included with each Railing Section.

A 4 pack contains (2) top mounts, (2) bottom mounts, and screws.



Kick Panel Mount:

1-2 pack is included with each Kick Panel Section.

A 2 pack contains (2) top mounts and screws.



Mid-Rail Mount:

1-2 pack is included with each Mid-Rail.

A 2 pack contains (2) mounts and screws.



Spline

Available by the foot or 1,000 foot rolls



Black Flat Spline
.310", .285"



White Flat Spline
.310"

Touch Up Paint




Touch Up Paint
Spray
All Standard Colors



Touch Up Paint
Pen
Gloss Beige, Satin Black,
Chocolate, Gloss White

POSTS

Posts



Tie Down Bracket



Tie Down Bracket with Cover
(Set of 2)

Installation Instructions Require
2 Sets per Support Post

Specifications

	2" x 4-1/2" ScreenRail Crossover Post (.093" Wall)	2" ScreenRail Post (.090" Wall)	4" Support Post (.125" wall)	4" Deco Support Post (.090" wall)	6" Support Post (.125" wall)	6" Deco Support Post (.110" wall)
Heights	36", 42"	8-1/2', 9-1/2', 11-1/2'	8-1/2', 10', 11'	8', 9', 10'	8', 9', 10'	8', 9', 10'
Screen Retention Groove	•	•	N/A	N/A	N/A	N/A
Inside Dimension	N/A	N/A	3-3/4"	3-3/4"	5-3/4"	5-3/4"
ASD Capacity* (Allowable Axial Loads)	N/A	N/A	8-1/2' = 17,738 lbf 10' = 16,644 lbf 11' = 14,305 lbf	8' = 13,531 lbf 9' = 12,751 lbf 10' = 11,970 lbf	8' = 25,093 lbf 9' = 25,093 lbf 10' = 25,093 lbf	8' = 16,543 lbf 9' = 16,543 lbf 10' = 16,543 lbf

*Weight values are Actual Calculated Allowable Loads



Transforming the Outdoor Living Experience®

DSI FAMILY OF PRODUCTS



M
Magenta Star®
LIGHTING SYSTEM



P
PolyRail®
VINYL RAILING



W
Westbury®
COLUMNS



W
Westbury®
ALUMINUM RAILING

Stay Connected
diggerspecialties.com



We have tried to make this brochure comprehensive and factual. We reserve the right to discontinue at any time, without notice, colors, materials, equipment and availability. Since some information may have been updated since the time of printing, we are not responsible for typographical or pictorial errors. Materials shown may vary slightly from actual colors and photos may show optional items. ©Digger Specialties, Inc. 2025/05 99596