

Balanced Portfolio



SEVEN SHORES
CAPITAL

30 November 2025

Information and Indicative Performance

Portfolio Details

Regulation 28 Compliant:	No
Launch Date:	1 st of May 2022
Comparable ASISA Category:	Global Multi Asset High Equity
Fund Benchmark:	50% Global Multi Asset High Equity, 50% SA Multi Asset High Equity Category Averages
Risk Profile:	Moderate - High

Portfolio Objective

The 7SC Balanced portfolio aims to deliver meaningful capital growth over the longer term. While remaining cognisant of capital risk, the portfolio will nevertheless prioritise growth over reduced volatility. The 7SC Balance portfolio is designed to be on the ambitious end of the risk spectrum for 7SC's range of risk/return optimised, multi-asset class portfolios.

Investment Policy

The portfolio may have investment exposure across multiple asset classes that is consistent with the portfolio's primary objective, and judged by the manager to yield the optimal probability of achieving this objective on a risk-adjusted basis. Investments to be included in the portfolio will primarily consist of participatory interests in collective investment schemes ("funds" or "unit trusts") and assets in liquid form ("cash"). The portfolio may have effective economic exposure to amongst others equity securities, property securities, non-equity securities, money market instruments, preference shares, bonds, commodities, currencies, physical assets and other interest-bearing instruments and securities. The portfolio's equity exposure is likely to range between 50% and 75% of the portfolio's asset net value, but shall not be constrained by the lower level as a limit. Multiple portfolio holdings may be utilised to enhance portfolio diversification and the consequent risk reduction benefits for the overall portfolio.

Portfolio Composition

1INVEST MSCI World Index Feeder Fund - B1	10.00%
36ONE SNN Retail Hedge Fund CL1	5.00%
FAL BCI Balanced Fund - A	65.00%
Laurium Long Short Prescient RI Hedge Fund - D Series Lead	5.00%
Laurium Market Neutral Prescient RI Hedge Fund - D	5.00%
Peregrine Capital High Growth Retail Hedge Fund - A	5.00%
Peregrine Capital Pure Hedge Retail Hedge Fund - A	5.00%

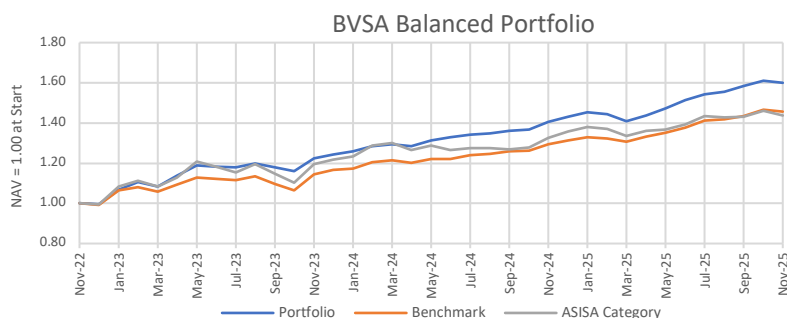
Portfolio Top 10 Holdings

1INVEST MSCI World Index Feeder Fund	16.73%
Laurium Market Neutral Prescient RI Hedge Fund	5.00%
Laurium Long Short Prescient RI Hedge Fund	5.00%
Peregrine Capital Pure Hedge Retail Hedge Fund - A	5.00%
Peregrine Capital High Growth Retail Hedge Fund - A	5.00%
36ONE SNN Retail Hedge Fund	5.00%
FNB ETN ON ISMSCIC	3.96%
UBS S&P500	3.39%
NASPERS LTD-N SHS	2.97%
PortfolioMetrix BCI Dynamic Income Fund	2.96%

Fees

Annual Wrap Fees	0.25%
------------------	-------

Indicative Performance History



Cumulative Returns	1 Year	2 Years	3 Years	Since Inception
Portfolio	13.86%	30.84%	60.05%	63.90%
Benchmark	12.77%	27.40%	45.77%	49.30%
ASISA Category	8.32%	20.07%	43.64%	46.05%

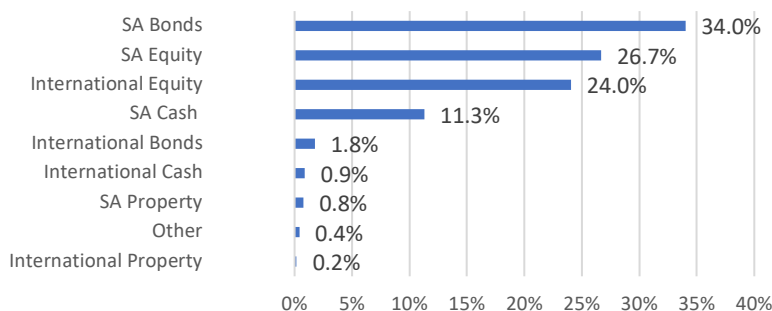
Annualized Returns	1 Year	2 Years	3 Years	Since Inception
Portfolio	13.86%	14.39%	16.97%	17.90%
Benchmark	12.77%	12.87%	13.38%	14.29%
ASISA Category	8.32%	9.58%	12.83%	13.46%

Risk Statistics	1 Year	2 Years	3 Years	Since Inception
Standard Deviation	5.30%	5.12%	7.31%	8.26%
Maximum Drawdown	-3.01%	-3.01%	-3.26%	-4.50%

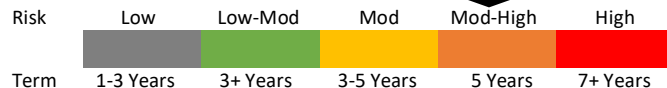
Indicative Monthly Performance

	Jan	Feb	Mar	Apr	May	Jun	Jul	Aug	Sep	Oct	Nov	Dec	YTD
2025	1.7	-0.7	-2.3	2.0	2.5	2.7	2.0	0.7	1.8	1.7	-0.6		11.93
2024	1.3	2.0	0.8	-0.6	2.1	1.2	1.1	0.4	0.9	0.7	2.7	1.7	15.12
2023	7.2	3.7	-1.9	4.8	4.5	-0.6	-0.1	1.5	-1.5	-1.8	5.5	1.5	24.78
2022					-1.5	-3.1	4.7	0.2	-2.6	6.7	-1.7	-0.5	1.94

Asset Allocation



Risk Profile



Information and Disclosure

Risk

Certain investments - including those involving futures, options, equity swaps, and other derivatives may give rise to substantial risk and might not be suitable for all investors. Where foreign securities are included in the portfolio there may be additional risks such as potential constraints on liquidity and repatriation of funds, macroeconomic risk, political risk, foreign exchange risk, tax risk, settlement risk as well as potential limitations on the availability of market information.

Manager Information

7SC (Pty) Ltd
FSP No. 6101

Physical Address

Suite1, 1st Floor, Block B South, Glen Gables Office Park
c/o Lynnwood Rd & January Masileila
Lynnwood Glen
Pretoria
0084

Contact Details

Phone: +27 12 348 2150

Cell: +27 82 818 2044

Email: jacobuss@bvsa.ltd

Web: www.bvsa.co.za

Disclaimer

7SC (Pty) LTD is a regulated, authorised financial services provider (FSP 6101). No part of this communication or document constitutes or shall be construed to constitute advice in terms of the Financial Advisory and Intermediary Services Act 2002, and/or any other regulations, guidelines, or legislation. The value of participatory interests may go up or down and past performance is not necessarily an indication of future performance. Performance figures quoted for the portfolio are from FundFocus. The information contained in this document has been recorded and arrived at by 7SC (Pty) LTD in good faith and from sources believed to be reliable, but no representation or warranty, expressed or implied, is made as to the accuracy, completeness or correctness.