FEMI-CZ

SISTEMI PORTACAVI - CABLE TRAY SYSTEMS

CATALOGO

CATALOGUE

FEMI-CZ 2

PASSERELLE A TRAVERSINI

LADDERS TRAYS



HP

CZ

RD

Sistema portacavi a traversini: Identificazione e impiego degli articoli

Cable ladder trays system: Identification and use of the articles

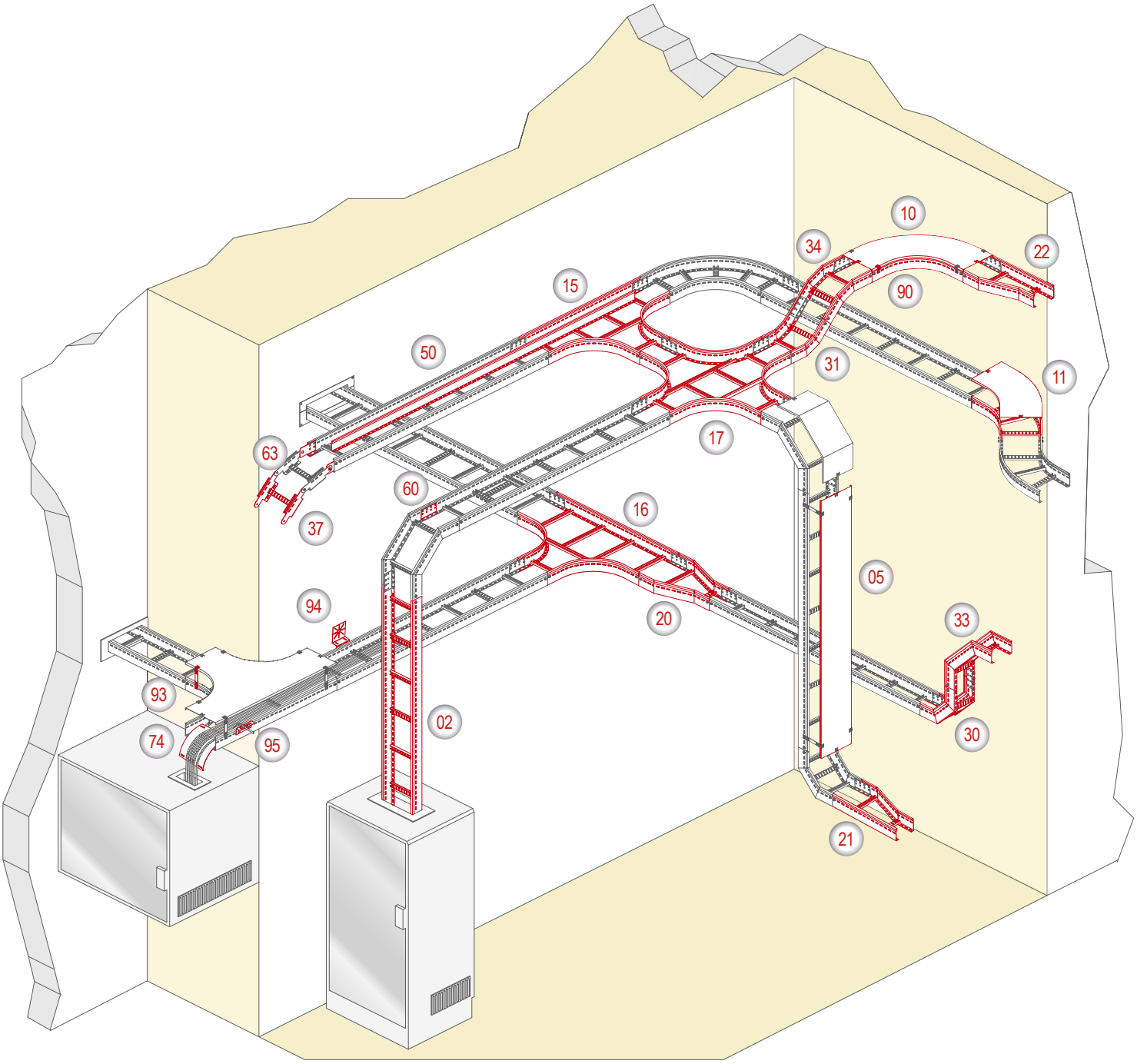

01	Elemento rettilineo Straight element	22	Riduzione sinistra Left reduction	74	Uscita cavi Drop out
05	Coperchio elemento rettilineo Cover for straight element	30	Curva in salita a 90° 90° vertical inside bend	90	Blocca coperchio Cover clamp
10	Curva piana a 90° 90° horizontal bend	31	Curva in salita a 45° 45° vertical inside bend	93	Alza blocca coperchio Cover spacer
11	Curva piana a 45° 45° horizontal bend	33	Curva in discesa a 90° 90° vertical outside bend	94	Piastra per scatola di derivazione Plater for connector block
15	Derivazione a "T" "T" derivation	34	Curva in discesa a 45° 45° vertical outside bend	95	Derivazione per tubo Derivation for pipe
16	Derivazione a "T" a vie disuguali Unequal "T" derivation	37	Elemento per curva a snodo Element for articulated vertical bend		
17	Derivazione a "X" "X" derivation	50	Profilo divisorio per elementi rettilinei Separator for straight elements		
20	Riduzione centrale Central reduction	60	Giunto Joint		
21	Riduzione destra Right reduction	63	Giunto snodato verticale Vertical hinged joint		

Esempio di struttura di una pagina di catalogo
Example of structure of a catalogue page

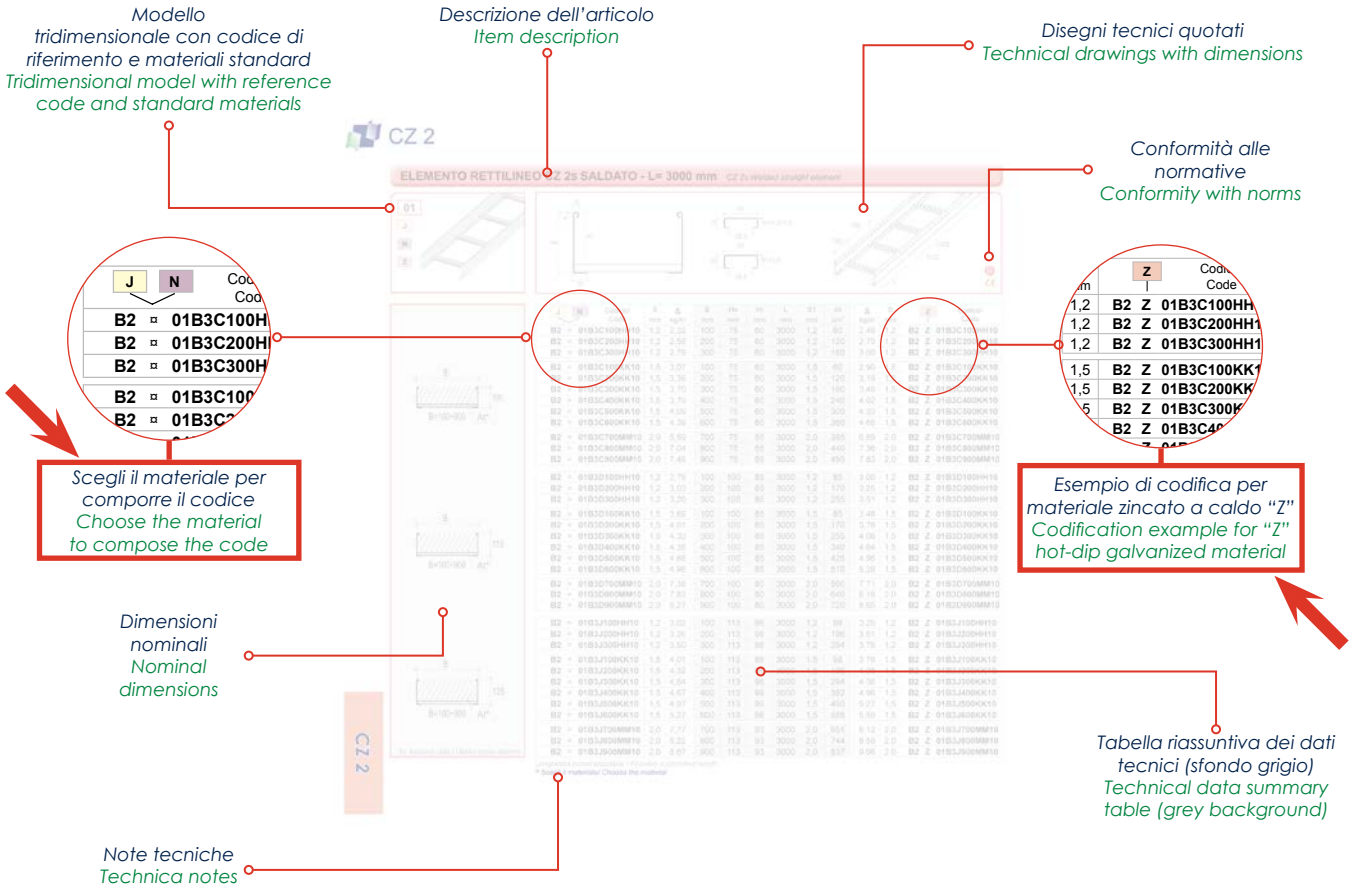

Composizione codice: scegli il materiale, esempio di codifica
Code composition: choose the material, codification example

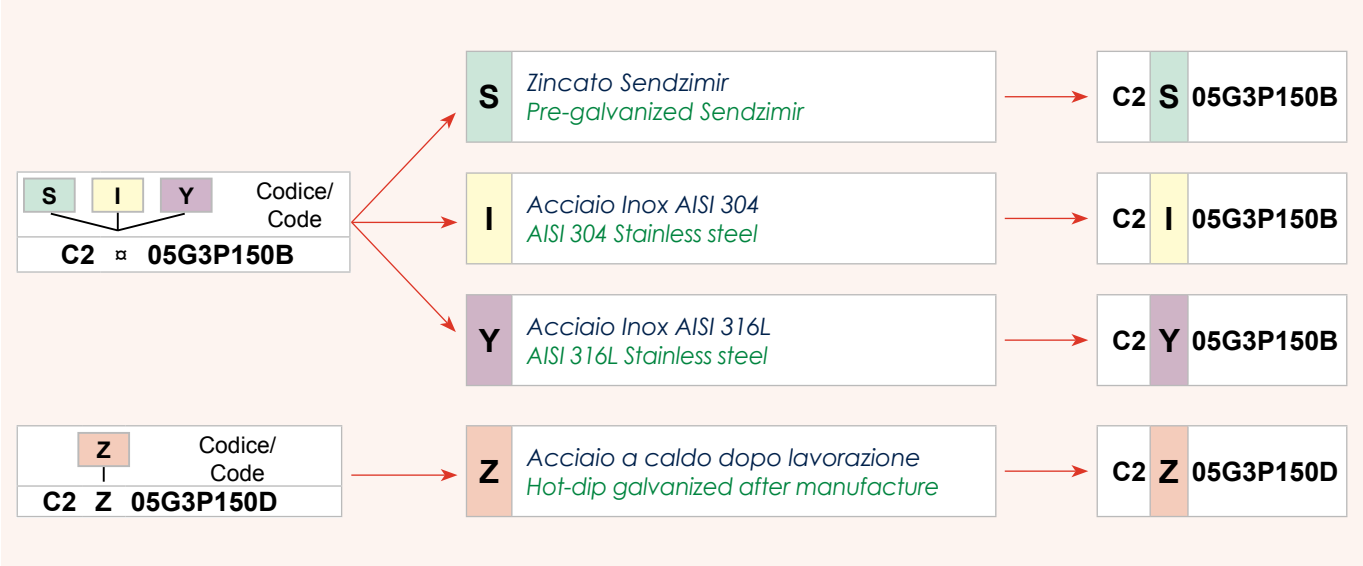

Organizzazione Commerciale
Sales Organization

Situazione aggiornata dell'organizzazione commerciale:
Updated situation of commercial organization:
http://www.femicz.it/rete-vendita

FEMI-CZ S.p.A.
Sede commerciale
e amministrativa
Viale del Lavoro, 16
45100 Rovigo (RO)
Tel.: 0425.470711 - Fax: 0425.475447
www.femicz.it - femicz@femicz.it
Stabilimento di Rovigo
Viale del Lavoro, 16 - 45100 Rovigo (RO)
Stabilimento di Crespino
Via Ss. Martino e Severo, 36 - 45030 Crespino (RO)

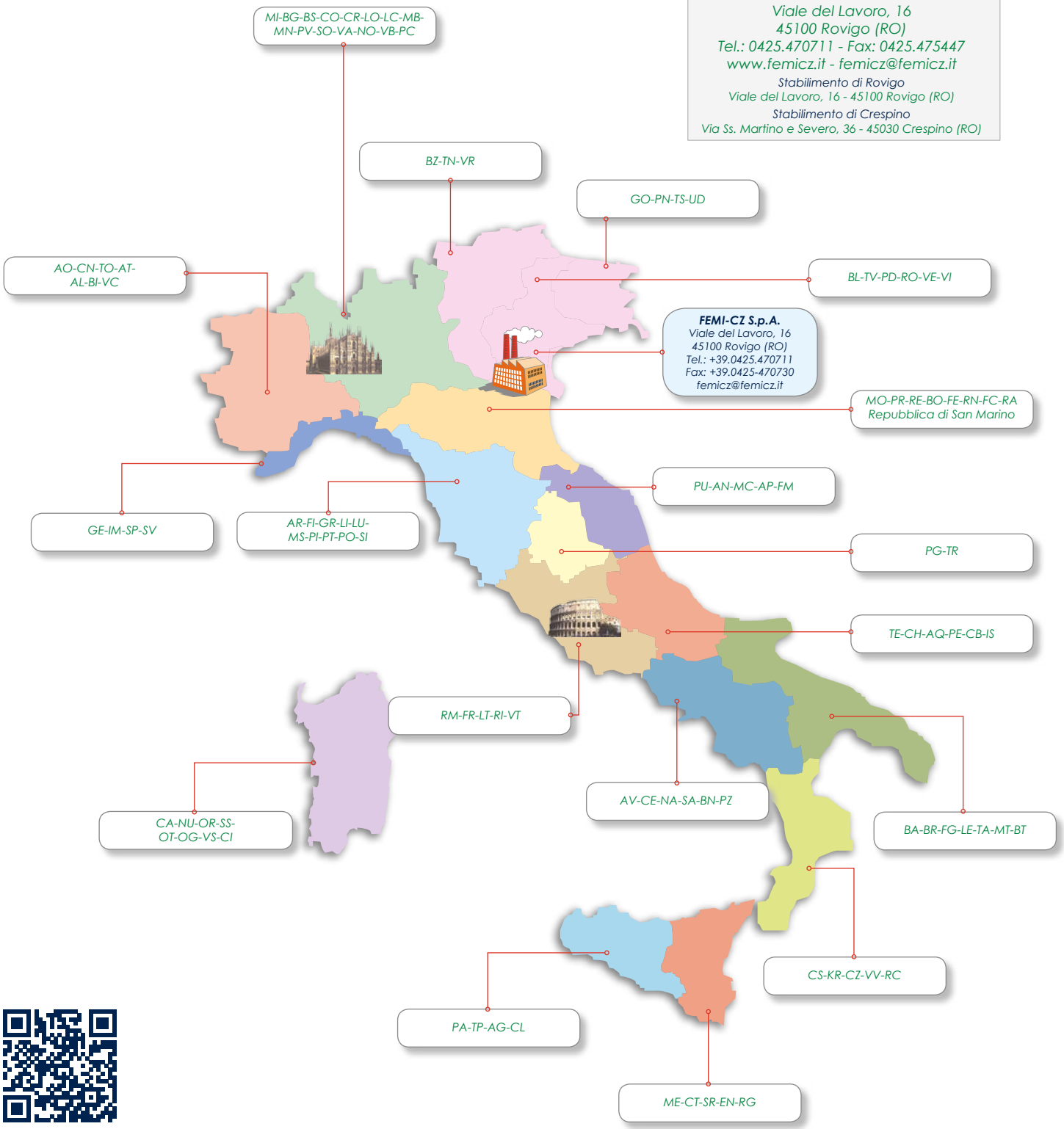

INDICE / INDEX

INFORMAZIONI GENERALI E PECULIARITÀ GENERAL INFORMATION AND PECULIARITIES	PAG. 2	i
CERTIFICAZIONI CERTIFICATIONS	PAG. 4	
MATERIALI E TRATTAMENTI SUPERFICIALI - CORROSIONE MATERIALS AND SURFACE TREATMENTS - CORROSION	PAG. 5	
IMBALLAGGIO DEI PRODOTTI PACKING OF THE PRODUCTS	PAG. 13	
CARATTERISTICHE TECNICHE E MECCANICHE TECHNICAL AND MECHANICAL CHARACTERISTICS	PAG. 14	
CAPACITÀ DI CARICO E DEFLESSIONE LOAD CAPACITY AND DEFLECTION	PAG. 19	
OPZIONI DI ABBINAMENTO LONGHERONI - TRAVERSINI OPTIONS OF SIDE PROFILES - RUNGS COMBINATION	PAG. 23	
SCHEMA DI CODIFICA/ DECODIFICA DEI CODICI ARTICOLO CODING/ DECODING SCHEME OF THE ARTICLE CODES	PAG. 24	
PASSERELLA A TRAVERSINI AGGRAFFATA O SALDATA HP 2.22: CARATTERISTICHE TECNICHE HP 2.22 CLINCHED OR WELDED LADDER TRAY: TECHNICAL CHARACTERISTICS	PAG. 27	HP 2.22
ELEMENTI RETTILINEI, CURVE, DERIVAZIONI E RIDUZIONI STRAIGHT ELEMENTS, BENDS, DERIVATIONS AND REDUCTIONS	PAG. 34	
ACCESSORI DI GIUNZIONE E MONTAGGIO CONNECTION AND INSTALLATION ACCESSORIES	PAG. 60	
PASSERELLA A TRAVERSINI SALDATA HP 2.26: CARATTERISTICHE TECNICHE HP 2.26 WELDED LADDER TRAY: TECHNICAL CHARACTERISTICS	PAG. 67	HP 2.26
ELEMENTI RETTILINEI, CURVE, DERIVAZIONI E RIDUZIONI STRAIGHT ELEMENTS, BENDS, DERIVATIONS AND REDUCTIONS	PAG. 74	
ACCESSORI DI GIUNZIONE E MONTAGGIO CONNECTION AND INSTALLATION ACCESSORIES	PAG. 93	
PASSERELLA A TRAVERSINI SALDATA O BULLONATA CZ 2: CARATTERISTICHE TECNICHE CZ 2 WELDED OR BOLTED LADDER TRAY: TECHNICAL CHARACTERISTICS	PAG. 101	CZ 2
ELEMENTI RETTILINEI, CURVE, DERIVAZIONI E RIDUZIONI STRAIGHT ELEMENTS, BENDS, DERIVATIONS AND REDUCTIONS	PAG. 106	
ACCESSORI DI GIUNZIONE E MONTAGGIO CONNECTION AND INSTALLATION ACCESSORIES	PAG. 200	
PASSERELLA A TRAVERSINI SALDATA RD 2: CARATTERISTICHE TECNICHE RD 2 WELDED LADDER TRAY: TECHNICAL CHARACTERISTICS	PAG. 213	RD 2
ELEMENTI RETTILINEI, CURVE, DERIVAZIONI E RIDUZIONI STRAIGHT ELEMENTS,BENDS, DERIVATIONS AND REDUCTIONS	PAG. 217	
ACCESSORI DI GIUNZIONE E MONTAGGIO CONNECTION AND INSTALLATION ACCESSORIES	PAG. 226	
VITERIA BOLTS AND SCREWS	PAG. 233	VITERIA
ELENCO DEI CODICI ARTICOLO CON PAGINA CORRISPONDENTE LIST OF THE ARTICLE CODES WITH CORRESPONDING PAGE	PAG. 237	INDEX

PASSERELLE A TRAVERSINI - SU MISURA, A RICHIESTA

LADDER TRAYS - CUSTOMIZED, ON REQUEST

Sistema di canalizzazione portacavi metallica a traversini, in diverse versioni, costruito in conformità alla norma internazionale IEC 61537, mezzo ideale per la distribuzione, protezione e supportazione dei cavi elettrici in impianti civili, industriali, petrolchimici, centrali elettriche e nucleari.

Disponibili in versione saldata o aggraffata o bullonata, sono in grado di soddisfare qualsiasi esigenza di portata, anche ad elevate distanze appoggio. Una vasta gamma di accessori consente l'installazione del sistema anche su percorsi complessi in modo rapido.

Molti elementi dei sistemi di passerelle a traversini possono essere prodotti in versioni fuori standard per spessore, dimensioni della sezione e lunghezza dell'elemento rettilineo, raggio di curvatura degli accessori, disegno e caratteristiche sia dei longheroni che dei traversini, qualità del materiale, e tipo di protezione superficiale. Gli extra costi di esecuzione fuori serie, normalmente, vengono quantificati a richiesta.

Metallic ladder tray system, in different versions, manufactured in conformity with the international standard IEC 61537, ideal instrument for the distribution, protection and support of the electric cables in civil, industrial, petrochemical, power and nuclear plants.

The ladder trays are available in welded or clinched or bolted version and they can satisfy every necessity of load capacity, even with high distances between supports. A wide range of accessories allows the installation of the system even on complex routes in a rapid way.

Many elements of the ladder tray systems can be produced in extra standard versions for thickness, dimensions of the section and length of the straight element, radius of curvature of the accessories, design and characteristics both of the side profiles and of the rungs, quality of material, and type of surface protection. The extra costs for the extra series execution, normally, are quantified on request.



IL NOSTRO IMPEGNO PER QUALITÀ E COMPETITIVITÀ

Il nostro proponimento è di dover perseguire, al più alto livello, i fattori di qualità, puntualità e servizio al cliente e contemporaneamente di competitività vincente. Al centro della strategia aziendale, abbiamo posto l'obiettivo del miglioramento della qualità e dell'affidabilità del prodotto; la nostra direzione punta anche verso la riduzione dei tempi di risposta dell'ufficio tecnico-commerciale e una sempre più accurata pianificazione della produzione al fine di accorciare i tempi di evasione degli ordini e rendere apprezzabile la nostra peculiarità di azienda super-flessibile.

OUR COMMITMENT FOR QUALITY AND COMPETITIVENESS

Our intention is to have to pursue, at the highest level, the factors of quality, punctuality and service to the customer and at the same time of winning competitiveness. We have put the target to improve quality and reliability of the product at the centre of our company strategy; our direction also aims at reducing the times of reply of the technical-commercial office and at an always more careful production planning in order to reduce the order delivery times and to make our peculiarity of super-flexible company appreciable.

I PUNTI DI FORZA

- ***Massima ventilazione e semplicità di derivazione ed ispezione cavi.***
  La tipologia della passerella a traversini assicura la massima aerazione dei cavi di potenza, permettendone così una ottimale conduzione elettrica, e la naturale fuoriuscita di corpi estranei non desiderati (polvere, acqua, insetti, ecc.).
  L'aggiunta o la sostituzione dei cavi può essere eseguita comodamente senza dover operare modifiche di installazione, potendo utilizzare ogni punto del percorso come ingresso/uscita. Anche l'ispezione cavi risulta agevole (fig. 1).

- ***Facilità di fissaggio cavi.***
  La vasta gamma di traversini disponibile, permette illimitate opzioni di fissaggio cavi ed ancoraggi di servizio, tramite l'utilizzo di fascette, graffe o cavallotti commerciali (fig. 2).

- ***Alta resistenza meccanica e capacità di carico.***
  Le sezioni di longheroni e traversini, disponibili in una ampia gamma di spessori, sono state progettate al fine di garantire alte capacità di carico anche ad elevate distanze appoggi (fig. 3). Il corretto accoppiamento tramite giunti a bulloni, garantisce la ***continuità meccanica****, diventando punto di forza anziché di debolezza.*

- ***Saldature certificate.***
  In tutti gli elementi rettilinei a traversini saldati, le saldature sono robotizzate e controllate da personale qualificato presso l'IIS (Istituto Italiano della Saldatura), il quale ha certificato le nostre procedure di saldatura EN ISO 15609-1 (fig. 4). I nostri addetti frequentano periodicamente corsi di aggiornamento sulle più attuali tecniche.

- ***Innovativo sistema aggraffato.***
  La serie ***HP 2.22A****, passerella a traversini aggraffati (senza saldatura), permette la produzione in acciaio zincato Sendzimir e in acciaio inox senza trattamento di decontaminazione chimica, con notevole risparmio economico (fig. 5). La sua rigidità torsionale è superiore alle versioni bullonate o rivettate.*

- ***Libertà di composizione.***
  Le passerelle a traversini bullonati possono essere fornite preassemblate o da assemblare, permettendo la massima libertà di montaggio e minimizzando sia i volumi di ingombro che i costi di trasporto (fig. 6).

- ***Elevato grado di personalizzazione.***
  A richiesta, i prodotti possono essere completamente personalizzabili. In funzione delle vostre specifiche esigenze, i nostri professionisti vi suggeriranno le migliori soluzioni tecniche. Il nostro know-how e la nostra esperienza vengono spesso impiegati per la produzione di articoli su specifica richiesta. In generale tale attitudine rimane uno dei nostri veri punti di forza.

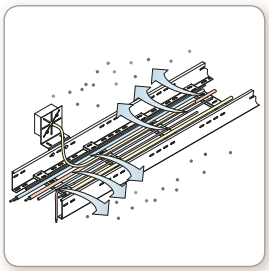
(fig. 1)

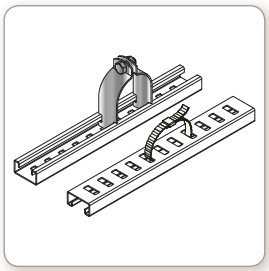
(fig. 2)

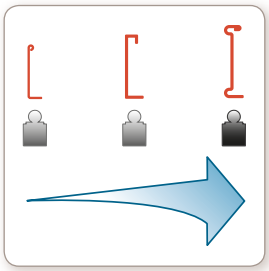
(fig. 3)

(fig. 4)

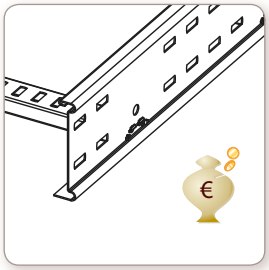
(fig. 5)

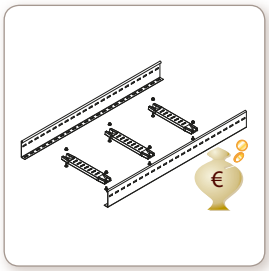
(fig. 6)

TOP POINTS

- ***Maximum ventilation and simplicity of derivation and inspection of cables.***
  The cable ladder tray typology assures the maximum ventilation of the power cables, so allowing their optimal electrical conduction and the natural exit of undesired extraneous bodies (dust, water, insects, etc.).
  The addition or replacement of cables can be easily made without having to make modifications of installation, as every point of the route can be used as entrance/exit. Even the inspection of cables is easy (picture 1).

- ***Easiness of cable fastening.***
  The wide range of available rungs allows unlimited options for fixing cables and service anchorages, by using commercial cable ties, band clamps or U-bolts (picture 2).

- ***High mechanical resistance and load capacity.***
  The sections of side profiles and rungs, available in a wide thickness range, have been designed in order to guarantee high load capacities even with long span (picture 3). The correct coupling by means of splice plates and bolts, guarantees the ***electrical continuity****, becoming a point of strength rather than of weakness.*

- ***Certified weldings.***
  In all the welded ladder straight elements, the weldings are robotized and controlled by qualified personnel at the IIS (Welding Italian Institute), which has certified our welding procedures EN ISO 15609-1 (picture 4). Our operators periodically attend updating courses concerning the application of the latest techniques.

- ***Innovative clinched system.***
  The ***HP 2.22A*** *series, ladder cable tray with clinched rungs (without welding), allows the production in Sendzimir galvanized steel and in stainless steel without a chemical passivation treatment, with a considerable financial saving (picture 5). Its torsional stiffness is higher than the bolted or riveted versions.*

- ***Freedom of composition.***
  The ladder trays with bolted rungs can be supplied preassembled or to be assembled, allowing the maximum freedom of installation and minimizing both the volumes and the transport costs (picture 6).

- ***High personalization degree.***
  On request, the products can be completely personalized. Depending on your specific necessities, our professionals will suggest you the best technical solutions.
  Our know-how and our experience are often utilized for the production of items on specific requests. In general this aptitude remains one of our important points of strength.

CERTIFICAZIONI

CERTIFICATIONS

Cat No	Material	Type	Rated Load (kg/m)	Support Span (m)	Width (nominal, mm) *** means that numbers are added to the below catalogue to denote width
HP 2.22 Series					
NC2_01S3C***KHXY	Steel	Ladder	165	3	***: 600, 500, 450, 400, 300, 200, 150, 100
NC2_01S3C***LKXY	Steel	Ladder	193	3	***: 900, 800, 750, 700, 600, 500, 450, 400, 300, 200, 150, 100
NC2_01S3D***KHXY	Steel	Ladder	155	3	***: 600, 500, 450, 400, 300, 200, 150, 100
NC2_01S3D***LKXY	Steel	Ladder	185	3	***: 900, 800, 750, 700, 600, 500, 450, 400, 300, 200, 150, 100
NC2_01S3E***KHXY	Steel	Ladder	253	3	***: 600, 500, 450, 400, 300, 200, 150, 100

MATERIALI E TRATTAMENTI SUPERFICIALI

I sistemi portacavi metallici prodotti in serie da FEMI-CZ sono realizzati in acciaio al carbonio, acciaio inox e lega di alluminio. Sono rifiniti con diversi trattamenti superficiali di protezione anticorrosiva. Segue prospetto:

Materiali grezzi e/o pre-trattati
(con sigla identificativa)

H	Acciaio al carbonio	DC01 UNI EN 10130 (S < 1,5 mm) DD11 UNI EN 10111 (S ≥ 1,5 mm)
S	Acciaio al carbonio zincato Sendzimir DX51D (Z200/Z140/Z100) UNI EN 10346	
I	Acciaio inox AISI 304 (o AISI 304L)	
Y	Acciaio inox AISI 316L	
A	Lega di alluminio	

Trattamenti e/o materiali trattati
(con sigla identificativa)

V	Acciaio zincato Sendzimir verniciato RAL 5012
T	Acciaio zincato Sendzimir verniciato RAL.....
E	Acciaio al carbonio DC01 (S < 1,5 mm) o DD11 (S ≥ 1,5 mm) zincato elettrolitico bianco EN ISO 2081
Z	Acciaio al carbonio DC01 (S < 1,5 mm) o DD11 (S ≥ 1,5 mm) zincato a caldo dopo lavorazione EN ISO 1461
Q	Zincatura a caldo dopo lavorazione su acciaio S235 arricchito di silicio (>80 □m)
F	Zincatura a caldo dopo lavorazione su acciaio Cor-Ten
W	Acciaio zincato a caldo verniciato RAL 5012
U	Acciaio zincato a caldo verniciato RAL.....
J	Acciaio inox AISI 304 decontaminato ASTM A/380
N	Acciaio inox AISI 316L decontaminato ASTM A/380
B	Lega di alluminio anodizzato
X	Altri trattamenti

MATERIALS AND SURFACE TREATMENTS

The metal cable tray systems mass-produced by FEMI-CZ are carried out in carbon steel, stainless steel and aluminium alloy. They are finished with different anticorrosive protection surface treatments. Table follows:

Raw and/or pre-treated materials
(with identification letters)

H	Carbon steel	DC01 UNI EN 10130 (S < 1,5 mm) DD11 UNI EN 10111 (S ≥ 1,5 mm)
S	DX51D (Z200/Z140/Z100) UNI EN 10346 Sendzimir galvanized carbon steel	
I	AISI 304 (or AISI 304L) stainless steel	
Y	AISI 316L stainless steel	
A	Aluminium alloy	

Treatments and/or treated materials
(with identification letters)

V	RAL 5012 painted Sendzimir galvanized steel
T	RAL ..... painted Sendzimir galvanized steel
E	DC01 (S < 1,5 mm) or DD11 (S ≥ 1,5 mm) carbon steel, EN ISO 2081 white electrolytic galvanized
Z	DC01 (S < 1,5 mm) or DD11 (S ≥ 1,5 mm) carbon steel, EN ISO 1461 hot-dip galvanized after manufacture
Q	Hot-dip galvanizing after manufacture on silicon enriched S235 steel (>80 □m)
F	Hot-dip galvanizing after manufacture on Cor-Ten steel
W	RAL 5012 painted hot-dip galvanized steel
U	RAL ..... painted hot-dip galvanized steel
J	ASTM A/380 decontaminated AISI 304 stainless steel
N	ASTM A/380 decontaminated AISI 316L stainless steel
B	Anodized aluminium alloy
X	Other treatments

Corrispondenza denominazioni acciai inox
Matching stainless steel designations

AISI	DIN	EURONORM
304	**1.4301**	**X5 CrNi 18-10**
304L	1.4306	X2 CrNi 19-11
316	1.4404	X5 CrNiMo 17-12-2
316L	**1.4404**	**X2 CrNiMo 17-12-2**
316Ti	1.4571	X6 CrNiMo 17-12-2

CORROSIONE

La corrosione è un fenomeno elettrochimico che riguarda praticamente tutti i metalli in minor o maggior grado. A causa dell'interazione tra metallo/metallo o metallo/ambiente circostante, vi sarà una perdita di materiale, inizialmente di piccole quantità, ma che in taluni casi può arrivare col tempo anche alla distruzione totale del metallo corroso.

• Corrosione atmosferica.

Si verifica quando il metallo, tramite l'atmosfera, viene a contatto con fonti di corrosione quali l'umidità, il sale, l'inquinamento, soprattutto in prossimità di ambienti marini. Può variare drasticamente in funzione della locazione geografica.

• Corrosione chimica.

Avviene quando il metallo viene a contatto diretto con una soluzione corrosiva. Alcuni fattori che influenzano l'entità della corrosione sono: il livello di concentrazione chimica, la durata del contatto, la frequenza di lavaggio, la temperatura.

• Corrosione galvanica o elettrolitica.

Si verifica quando due metalli dissimili sono in contatto diretto in presenza di un elettrolita (ad esempio l'umidità). Il metallo che è posizionato più in alto nella scala galvanica (vedi grafico sottostante) funge da anodo e tenderà ad essere corroso rispetto all'altro metallo che funge da catodo. Il grado di corrosione dipende principalmente da:

1. *la concentrazione dell'elettrolita presente: in un ambiente coperto ed asciutto la corrosione galvanica è molto inferiore che all'aperto;*
2. *la dimensione di un materiale rispetto l'altro (in relazione alla zona in cui è presente l'elettrolita): un materiale anodico molto piccolo in contatto con un materiale catodico molto grande comporterà una alta corrosione dell'anodo; viceversa la corrosione può essere considerata trascurabile;*
3. *la differenza di potenziale elettrico tra i due metalli: maggiore è la differenza e maggiore è la corrosione del materiale anodico (tuttavia la formazione di ossidi superficiali può rimettere in discussione le differenze di potenziale elettrico).*

Tale fenomeno è solitamente trascurabile, tuttavia non va sottovalutato. Per prevenzione, in alcuni casi, è necessario interporre tra i due metalli degli isolanti elettrici quali vernici o elementi in nylon.

CORROSION

Corrosion is an electrochemical phenomenon that practically concerns all metals in a lower or higher degree. Due to the interaction between metal/metal or metal/surrounding environment, there will be a loss of material, at the beginning of small quantities, but that in some cases can get with time even to the total destruction of the corroded metal.

• Atmospheric corrosion

It occurs when the metal, through the atmosphere, comes in contact with sources of corrosion such as humidity, salt, pollution, above all close to marine environments. It can drastically vary depending on the geographic location.

• Chemical corrosion.

It occurs when the metal comes in direct contact with a corrosive solution. Some factors that affect the corrosion extent are: the level of chemical concentration, the contact duration, the washing frequency, the temperature.

• Galvanic or electrolytic corrosion.

It occurs when two dissimilar metals are in direct contact in presence of an electrolyte (for ex. humidity). The metal that is positioned more higher in the galvanic scale (see the below graph)works as an anode and will tend to be corroded compared to the other metal which works as a cathode. The corrosion degree mainly depends on:

1. *the concentration of the present electrolyte: in a covered and dry environment the galvanic corrosion is much lower than in the open;*
2. *the dimension of a material compared to the other one (depending on the area where the electrolyte is present): a very small anodic material in contact with a very big cathode material will involve a high anode corrosion; vice versa the corrosion can be considered as unimportant;*
3. *the difference of electric potential between the two metals: the higher is the difference and the higher is the corrosion of the anodic material (however the formation of superficial oxides can re-bring into question the differences of electric potential).*

This phenomenon is usually unimportant, however it has not to be undervalued. As a prevention, in some cases, it is necessary to interpose between two metals electric insulators such as paints or nylon elements.

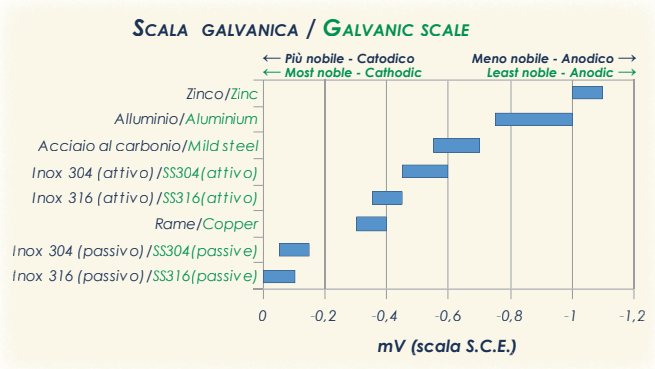

Categorie di corrosione / Corrosion categories (UNI EN ISO 12944-2)				
Categoria Category	Corrosione Corrosion	Perdita zinco µm/anno Zinc loss µm/year	Esempi di ambiente interno Environment indoor samples	Esempi di ambiente esterno Environment outdoor samples
C1	Molto bassa Very low	< 0,1	Edifici riscaldati con atmosfera pulita Heated buildings with clean atmosphere	-
C2	Bassa Low	0,1 ÷ 0,7	Edifici non riscaldati con condensa occasionale Unheated buildings with occasional condensation	Ambienti con basso inquinamento, aree rurali Atmospheres with low-pollution, rural areas
C3	Media Medium	0,7 ÷ 2,1	Locali produttivi con alta umidità e moderato inquinamento Production areas with high humidity and moderate pollution	Ambienti urbani e industriali, zone costiere con bassa salinità City and industrial areas, coast with low salt load
C4	Alta Strong	2,1 ÷ 4,2	Impianti chimici, piscine Chemical plants, swimming pools	Aree industriali, zone costiere con moderata salinità Industrial areas and coast with moderate salt load
C5-I	Molto alta (industriale) Very strong (industrial)	4,2 ÷ 8,4	Aree con condensa quasi permanente e alto inquinamento Areas with almost permanent condensation and high pollution	Aree industriali con alta umidità e atmosfera aggressiva Industrial areas with high umidity and aggessive atmosphere
C5-M	Molto alta (marina) Very strong (sea)	4,2 ÷ 8,4	Aree con condensa permanente e alto inquinamento Areas with almost permanent condensation and high pollution	Zone costiere e offshore con alta salinità Coast and offshore with high salt load

MACCHIE UMIDE DA STOCCAGGIO - PREVENZIONE

La maggior parte del materiale di supporto viene fornito con una finitura resistente alla corrosione (spesso zincatura a caldo) che, una volta che il materiale è stato montato ed è all'aria aperta, ha una durata di molti anni. Tuttavia, se il materiale zincato a caldo viene lasciato bagnare mentre è accatastato in attesa dell'installazione, la finitura può rapidamente soffrire di macchie antiestetiche e polvere sulla superficie.
L'aspetto superficiale brillante della zincatura a caldo è solo una condizione iniziale, può verificarsi che in presenza di umidità (dovuta a acqua pura: pioggia, rugiada, condensa), di forti sbalzi di temperatura improvvisi e in assenza di un adeguato flusso d'aria, si formi "ruggine bianca", un deposito bianco tipicamente voluminoso. Pertanto la ruggine bianca è un'altra forma di carbonato di zinco che ha una diversa struttura porosa rispetto alla barriera del "carbonato di zinco basico", ma entrambe proteggono naturalmente le superfici zincate e, come noto, non mettono a repentaglio né riducono la protezione anticorrosiva.
È pertanto essenziale che tutti i materiali del sistema di supporto siano stivati in un ambiente asciutto e non riscaldato e che siano osservate le seguenti precauzioni per evitare il deterioramento in cantiere:
a) Stivare tutto il materiale di supporto sotto copertura, in locali asciutti e non riscaldati. Non lasciare pacchi scoperti e parzialmente usati all'esterno per lunghi periodi.
b) Se i pacchi di materiale si sono bagnati, devono essere riaccatastati il prima possibile con listelli di legno inseriti tra i componenti per consentire la circolazione dell'aria.
c) Se non è disponibile uno stivaggio sotto copertura, allora i materiali devono essere riaccatastati come in (b) immediatamente dopo la consegna ed un semplice riparo, utilizzando politene o un telone impermeabile, dovrebbe essere installato sopra il materiale stivato per proteggerlo dalla pioggia. Questa copertura non deve essere posata direttamente sulla catasta poiché deve essere permesso all'aria di circolare attraverso e intorno alle merci stivate.
d) Ispezionare regolarmente le merci stivate per assicurarsi che l'umidità non penetri nelle cataste.
e) Non conservare il materiale consegnato dove le persone ci camminino sopra.
Questo fenomeno, principalmente di rilevanza estetica, non compromette la funzione del prodotto e la protezione anticorrosiva del trattamento e, come indicato dalla norma ISO 1461, "non dovrà essere causa di rigetto, a condizione che lo spessore del rivestimento rimanga superiore al minimo valore specificato ".

Macchia da stoccaggio umido "Wet storage stain"
La mancata osservanza delle suddette condizioni di conservazione può provocare la rapida deturpazione del materiale zincato da "Macchia da stivaggio umido" e gli effetti sono particolarmente esagerati se i prodotti vengono lasciati l'uno a contatto con l'altro e la superficie recentemente zincata rimane bagnata per un tempo molto lungo e non può essere raggiunta da una buona circolazione d'aria (la principale fonte di anidride carbonica per formare il film di ossido stabile), l'acqua continuerà a reagire con lo zinco che si consumerà a scapito dello spessore del rivestimento. Fortunatamente questo problema è raramente serio e (a meno che le carenti condizioni di conservazione non siano continuate senza controllo per diversi mesi) non ha alcun effetto significativo sulla resistenza alla corrosione a lungo termine della finitura. Nei casi in cui il materiale sia stato colpito da macchia da stivaggio umido, le striature antiestetiche di solito diventeranno molto meno importanti e spesso scompariranno completamente entro mesi dall'installazione. Questo fenomeno si chiama "Wet storage stain" che a volte viene erroneamente scambiato con la parola "ruggine bianca" in quanto hanno un meccanismo di corrosione simile.

STORAGE WET STAINS - PREVENTION

Most support equipment is supplied with a corrosion resistant finish (often hot dip galvanising) which will, once the equipment is erected and open to the air, have a service life of many years.
However if hot dip galvanised equipment is allowed to become wet whilst stacked awaiting installation the finish can quickly suffer from unsightly staining and powdering on the surface.
The bright surface aspect of hot-dip galvanizing is only an initial condition, it can occur that in presence of humidity (due to pure water: rain, dew, condensation), of strong sudden temperature changes and in absence of a suitable air flow, "white rust" form, a typically bulky white deposit.
Therefore the white rust is another form of zinc carbonate which has a different porous structure compared with the barrier of "basic zinc carbonate", but both naturally protect the galvanised surfaces, and as known, neither jeopardise nor reduce the anticorrosive protection.
It is therefore essential that all support system equipment is stored in a dry, unheated environment and that the following precautions are observed to prevent deterioration on site:
a) Store all support equipment under cover, in dry, unheated premises. Do not leave any uncovered, part-used stacks lying outside for long periods.
b) If stacks of equipment have become wet they must be restacked as soon as possible with wooden battens inserted between components to allow air to circulate.
c) If no undercover storage is available then equipment should be re-stacked as in (b) immediately following delivery and a simple shelter, using polythene or a tarpaulin, should be erected over the stored equipment to protect it from rain. This covering should not be laid directly onto the stack as air must be allowed to circulate through and around the stored goods.
d) Inspect stored goods regularly to ensure that moisture has not penetrated into the stacks.
e) Do not store the delivered material where people will walk across it.
This phenomenon, mainly of aesthetic relevance, does not compromise the function of the product and the anticorrosive protection of the treatment and, as quoted by the norm ISO 1461, "shall not be cause of rejection, provided that the coating thickness remains higher than the minim specified value".

Wet storage stain
Failure to comply with the above storage conditions may result in galvanised material being quickly disfigured by "Wet storage stain" and the effects are particularly exaggerated if products are left in back to back contact and recently galvanised surface remains wet for a very long time and cannot be reached by a good air circulation (the main source of carbon dioxide to form the stable oxide film), water will continue to react with zinc which will consume to the detriment of the coating thickness. Fortunately this problem is rarely serious and (unless the poor storage conditions have continued unchecked for several months) it has no significant effect on the long term corrosion resistance of the finish. Where equipment has been affected by Wet storage stain the unsightly marking will usually become much less prominent and will often disappear completely within months of installation. This phenomenon is called "Wet Storage Staining" that sometimes is wrongly exchanged with the word "white rust" as they have a similar corrosion mechanism.

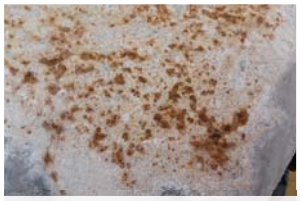

EVOLUZIONE DEL FENOMENO "WET STORAGE STAIN" / EVOLUTION OF PHENOMENON "WET STORAGE STAIN"

PRINCIPALI PROTEZIONI SUPERFICIALI CONTRO LA CORROSIONE

In considerazione dei costi elevati dovuti alla corrosione, esistono diversi rivestimenti superficiali industriali protettivi atti a ritardare il fenomeno. La durata della protezione ottenuta dipende dallo spessore della stessa espresso in micron (1 □m = 0,001 mm), dal tipo di rivestimento usato e dall'aggressività dell'ambiente. La maggior parte dei sistemi di passerelle portacavi esistenti sono realizzati in acciaio al carbonio che, ossidandosi facilmente, necessita di rivestimenti protettivi normalmente di zincatura Sendzimir o di elettro-zincatura o zincatura a caldo dopo lavorazione o verniciatura. La massima resistenza alla corrosione tra i materiali normalmente in commercio, è offerta dall'acciaio inossidabile AISI 304/ 304L e ancor più dall'AISI 316/ 316L o, per certe applicazioni, dall'alluminio.

MAIN SURFACE PROTECTIONS AGAINST CORROSION

Considering the high costs due to corrosion, different protective industrial surface coatings exist that have the function to delay the phenomenon. Life of protection obtained depends on its thickness expressed in microns (1 □m = 0,001 mm), on the type of coating used and on the environment aggressiveness. Most of the existing cable tray systems are made of carbon steel that, oxidizing easily, has the necessity of protective coatings normally of Sendzimir galvanizing or of electro-galvanizing or of hot-dip galvanizing after manufacture or painting. The maximum corrosion resistance considering the materials normally in commerce, is offered by the AISI 304/ 304L stainless steel and even more by the AISI 316/ 316L or, for certain applications, by aluminium.

ZINCATURA SENDZIMIR

Rivestimento anticorrosivo ottenuto tramite la zincatura a caldo per immersione dopo laminazione dell'acciaio, con procedimento "in continuo" di: preparazione superficiale, immersione in zinco fuso a circa 450°C, rullatura e cromatazione; queste ultime due fasi servono per la rifinitura superficiale e per la massima brillantatura e resistenza alla corrosione (DIN 17162, UNI-EN 10346). Lo spessore dello strato di zinco normalmente è di 10-15 µm per superficie, in funzione dello spessore e della disponibilità di mercato. Questo tipo di zincatura garantisce sufficientemente la protezione anticorrosiva anche nelle zone di tranciatura del laminato, avente però spessore uguale o inferiore ai 3 mm, grazie allo zinco che si sacrifica, funzionando da anodo, trasformandosi in forma di ossido di zinco che migra ricoprendo le superfici di taglio. Si raccomanda per installazioni interne in ambiente secco con scarsissima presenza di contaminanti aggressivi.



SENDZIMIR GALVANIZING

Anticorrosive coating obtained through the hot-dip galvanizing after rolling of the steel, with a "continuous" process of: surface preparation, dipping into cast zinc at about 450°C, roll forming and chromating; these last two phases are necessary for the surface finishing-off and the maximum polishing and corrosion resistance (DIN 17162, UNI-EN 10346). The thickness of the zinc layer is normally 10-15 µm for each side, depending on thickness and market availability. This type of galvanizing also guarantees sufficiently the anticorrosive protection in the zones of shearing of the rolled section, having however thickness equal or lower than 3 mm, thanks to the zinc that acts, functioning as an anode, turning into form of zinc oxide that migrates covering the cutting surfaces. It is recommended for inside installations in a dry environment with a very low presence of aggressive contaminating agents.

ZINCATURA ELETTROLITICA ALTA RESISTENZA

Previe operazioni di decapaggio, tale rivestimento anticorrosivo viene applicato su prodotti finiti in acciaio al carbonio, tramite un processo elettrolitico usando come anodi barre di zinco puro. Il prodotto finito si presenta di color bianco-argento, con riflessi iridescenti. Lo spessore del rivestimento protettivo oscilla tra 5 □m e 12 □m (EN ISO 2081). Viene prevalentemente impiegata per i prodotti saldati e sulla minuteria in genere. I prodotti zincati elettroliticamente trovano il loro impiego nel settore dell'impiantistica elettrica in ambienti interni e secchi (senza la presenza di agenti contaminanti).

HIGH RESISTANCE ELECTROLYTIC GALVANIZING

After pickling operations, this anticorrosive coating is applied on carbon steel finished products, through an electrolytic process, by using as anodes bars of pure zinc. The finished product is of white-silver colour, with iridescent glares. The thickness of the protective coating goes from 5 □m to 12 □m (EN ISO 2081). It is mainly used for the welded products and on the small parts in general. The electrolytic galvanized products find their use in the electric plant sector in internal and dry environments (without the presence of contaminating agents).

Nota: Ulteriori dati sui trattamenti anticorrosivi sopra descritti e su altri trattamenti possibili, sono forniti a richiesta.
Note: Further data about the anticorrosive treatments described above and about other possible treatments, available on request.

ZINCATURA A CALDO PER IMMERSIONE DOPO LAVORAZIONE

Z Q / F

Rivestimento anticorrosivo di zincatura a caldo applicato per immersione dopo lavorazione su prodotti finiti realizzati in acciaio al carbonio. Previo trattamenti di sgrassaggio, decapaggio, lavaggio, flussaggio e preriscaldo, il processo avviene per immersione in bagno di zinco fuso a circa 450°C, raffreddamento in aria o in acqua e, infine, passivazione a richiesta. Normalmente si eseguono anche operazioni di sbavatura e controllo finale. Lo spessore medio più comune dello strato di zinco è di circa 50-60 □m (DIN 50976, EN 10111 per l'acciaio, UNI EN ISO 1461- CEI 7-6 e A123/A per la zincatura), ma può essere aumentato regolando la temperatura del bagno e/o il tempo di immersione.
Con l'utilizzo di acciai al carbonio, tipo l'S235, arricchiti di silicio, si può ottenere uno strato di zinco superiore ad 80 □m. Utilizzando acciaio Cor-Ten, materiale auto-passivante, lo strato di zinco può superare 120 □m di spessore. Essendo un processo a caldo a circa 450°C, mentre la protezione anticorrosiva sarà comunque totale, il pericolo di leggere deformazioni e/ o imperfezioni, dovute anche al design dell'articolo, rimane incombente e i clienti finali devono tenerne conto, in quanto non pregiudicano la funzionalità del prodotto e non sono motivo di scarto. Si raccomanda per installazioni esterne, rurali, industriali o interne con ambiente aggressivo.

HOT-DIP GALVANIZING AFTER MANUFACTURE

Z Q / F

Anticorrosive coating of hot galvanizing applied through dipping after manufacture on finished products made in carbon steel. Subject to prior treatments of degreasing, pickling, washing, flushing, and pre-heating, the process takes place through dipping into a zinc bath cast at about 450°C, cooling in the air or in the water and, finally, passivation on request. Normally even deflashing and final check operations are carried out. The most common average thickness of the zinc layer is about 50-60 □m (DIN 50976, EN 10111 for steel, UNI EN ISO 1461 - CEI 7-6 and A123/A for the galvanizing), but it can be increased by adjusting the bath temperature and/or the dipping time. With the use of carbon steels, type the S235, enriched with silicon, it is possible to obtain a zinc layer higher than 80 □m. With the use of Cor-Ten steel, self-passivating material, the zinc layer can be higher than 120 □m of thickness. Since it is a hot process at about 450°C, while the anticorrosive protection will be total in any way, the danger of small deformations and/or imperfections, even due to the item design, remains impending and the final customers shall consider this, as they do not compromise the product functionality and they are not a reason for rejection. It is recommended for external, rural, industrial or internal installations with an aggressive environment.

COMPARAZIONE TRA ZINCATURE / COMPARISON OF GALVANIZING

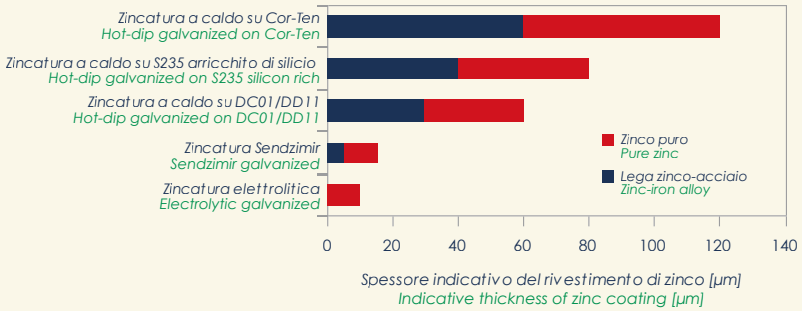

VERNICIATURA CON POLVERI EPOSSIPOLIESTERE / POLIESTERE

V↔T

W↔U

Trattamento di protezione superficiale, eseguito tipicamente su prodotti in acciaio zincato, tramite l'applicazione di polveri epossipoliestere / poliestere termoindurenti a circa 180°C, autoestinguenti; prima della verniciatura i pezzi vengono accuratamente e specificatamente pretrattati. Lo spessore del rivestimento protettivo della vernice è di circa 60-70 □m, e va a sommarsi allo spessore protettivo della zincatura. La colorazione standard è blu RAL 5012, ma sono possibili altri colori su richiesta. In funzione del tipo di zincatura, si raccomanda per installazioni esterne o interne in presenza di aggressivi chimici.

EPOXY-POLYESTER / POLYESTER POWDER PAINTING

V↔T

W↔U

Treatment of surface protection, typically carried out on galvanized steel products, through the application of self-extinguishing, thermosetting epoxy-polyester / polyester powders at about 180°C; before painting the pieces are carefully and specifically pre-treated. The protective coating thickness of the paint is about 60-70 □m and is added to the galvanizing protective thickness. The standard colouring is blue RAL 5012, but other colours are possible on request. Depending on the type of galvanizing, it is recommended for outside or inside installations in presence of chemical aggressive agents.

Nota: Ulteriori dati sui trattamenti anticorrosivi sopra descritti e su altri trattamenti possibili, sono fornibili a richiesta.
Note: Further data about the anticorrosive treatments described above and about other possible treatments, available on request.

ACCIAIO INOX AISI 304

I↔J

E' un acciaio al carbonio legato con percentuali di cromo, nichel, manganese e altri elementi in minore quantità. Contrariamente all'opinione generale anche questo acciaio si ossida, ma la sua durata, se idoneamente utilizzato, è generalmente molto superiore a qualsiasi altro tipo di rivestimento protettivo. Il suo comportamento specifico si deve al fatto che, in presenza di ambiente ossidante, il cromo ed il nichel autogenerano una pellicola di ossido di cromo che impedisce la successiva ossidazione. L'acciaio inox perde facilmente la proprietà di inossidabilità se nella lavorazione sono impiegati utensili composti da altri tipi di acciaio o per esempio quando viene saldato. In questo caso è necessario rigenerare la pellicola protettiva mediante un processo chimico (passivazione/decontaminazione materiale → "J"). Si raccomanda per installazioni in ambiente industriale, industria chimica normale, industria alimentare (eccetto per le alte temperature), tessile, farmaceutica, cartaria e negli allevamenti zootecnici.

AISI 304 STAINLESS STEEL

I↔J

It is a carbon steel alloyed with percentages of chromium, nickel, manganese and other elements in a lower quantity. Contrary to the general opinion also this steel oxidizes, but its life, if properly used, is generally much longer than any other type of protective coating. Its specific behaviour is due to the fact that, in an oxidizing environment, chromium and nickel self-generate a chromium oxide film that prevents from the subsequent oxidation. The stainless steel easily loses its property to be stainless if in the working tools made of other types of steel are used or, for example, when it is welded. In this case it is necessary to regenerate the protective film through a chemical process (passivation/decontamination material → "J"). It is recommended for installations in industrial environment, normal chemical industry, food industry (except for high temperatures), textile industry, pharmaceutical industry, paper industry and in the zootechnical breedings.

ACCIAIO INOX AISI 316L

Y↔N

E' un acciaio al carbonio legato con percentuali di cromo, nichel, manganese, molibdeno e altri elementi in minore quantità. Il molibdeno ne aumenta la sua resistenza alla corrosione consentendo l'impiego in condizioni assai gravose come ad esempio in presenza di soluzioni di acido solforico, di acidi organici, di cloruri, ecc. Ottima saldabilità (senza necessità di successiva solubilizzazione), nel qual caso si consiglia, come per l'AISI 304 un trattamento di passivazione/decontaminazione (materiale da "Y" → "N"). Si raccomanda per l'impiego in industrie chimiche, petrolifere, tessili, cartarie, plastiche, navali, offshore ed alimentari per la lavorazione di prodotti particolarmente aggressivi.

AISI 316L STAINLESS STEEL

Y↔N

It is a carbon steel alloyed with percentages of chromium, nickel, manganese, molybdenum and other elements in a lower quantity. The molybdenum increases its resistance to corrosion allowing its use in very hard conditions as for example in presence of sulphuric acid solutions, of organic acids, of chlorides, etc. Optimum weldability (with no necessity of a subsequent solution heat-treatment), in that case it is recommended, as for AISI 304 a treatment of passivation/decontamination (material from "Y" → "N"). It is recommended for the use in chemical industries, oil industries, textile industries, paper industries, plastic industries, naval industries, offshore and food industries for the working of particularly aggressive products.

DECONTAMINAZIONE O PASSIVAZIONE - DECAPAGGIO

La decontaminazione industriale da ossidi di saldatura secondo ASTM A/380 o passivazione è un trattamento chimico atto a ripristinare il naturale stato passivo della superficie degli acciai inox, eliminando tracce di metalli meno nobili o di depositi vari, possibili cause di innesco di corrosione. Essa si esegue con l'immersione del manufatto in un bagno di acido nitrico diluito per alcuni minuti. Il decapaggio, invece, viene effettuato quando è necessaria la rimozione delle scaglie di ossidi risultanti da saldatura o da elevati trattamenti termici. Tale trattamento molto più aggressivo del precedente, può essere fatto meccanicamente (sabbia silicea, sfere d'acciaio, ecc.) o chimicamente (acido solforico diluito o acido nitrico più fluoridrico diluiti). Per le normali applicazioni gli inestetismi della saldatura sono accettati. Per speciali o prestigiosi progetti, in cui è richiesto un elevato standard estetico, è consigliato applicare il trattamento di decontaminazione, il quale rende la superficie uniforme di colore grigio opaco anche detta "acidata".

DECONTAMINATION OR PASSIVATION - PICKLING

The industrial decontamination from welding oxides according to ASTM A/380 or passivation is a chemical treatment used to restore the natural passive state of stainless steel surfaces, removing traces of less noble metals or of various deposits, possible causes of corrosion starting. It is made by dipping the manufactured article in a nitric acid bath thinned for some minutes. Pickling is made instead when it is necessary to remove the flakes of oxides resulting from welding or from high thermic treatments. This treatment, much more aggressive than the previous one, can be made mechanically (siliceous sand, steel balls, etc.) or chemically (thinned sulphuric acid or thinned nitric plus hydrofluoric acid). For the normal applications the welding imperfections are accepted. For special or prestigious projects, where a high aesthetic standard is required, it is recommended to apply the passivation treatment, which makes the surface uniform of matt grey colour also said "etched".

Nota: Ulteriori dati sui trattamenti anticorrosivi sopra descritti e su altri trattamenti possibili, sono fornibili a richiesta.
Note: Further data about the anticorrosive treatments described above and about other possible treatments, available on request.

LEGA ALLUMINIO

A↔B

Le leghe di alluminio più utilizzate sono la EN AW-6063/T6 con finitura naturale per gli estrusi e EN AW-5052 o 5754 (P-AlMg3) per i laminati soggetti a lavorazioni di trasformazione (punzonatura, piegatura, etc…). Il magnesio come alligante e il manganese, il silicio e il cromo come additivi, conferiscono comunque al metallo spiccate caratteristiche meccaniche (con il migliore rapporto portata/peso), elevata lavorabilità (riduzione dei costi di installazione), buona saldabilità e eccellente resistenza alla corrosione. In relazione a quest'ultima, va detto che l'alluminio si protegge spontaneamente: il metallo esposto all'atmosfera reagisce immediatamente con l'ossigeno dell'aria formando una sottile pellicola di ossido di alluminio che protegge lo strato sottostante bloccando l'ulteriore corrosione atmosferica e l'attacco elettrochimico tipico della corrosione dovuta all'umidità. In caso di saldatura, al fine di riformare la pellicola protettiva, è consigliato un trattamento di anodizzazione (materiale da "A" → "B"). Grazie a questo buon livello di resistenza alla corrosione tale lega può essere usata in diversi settori applicativi quali l'edilizia, le costruzioni navali, l'industria chimica e alimentare, i trasporti e la meccanica. L'alluminio e le sue leghe sono molto spesso impiegati per la loro bassissima conducibilità elettromagnetica al punto da essere considerati amagnetici. Dal punto di vista elettrico è un ottimo conduttore.

ALUMINIUM ALLOY

A↔B

The most used aluminium alloys are the EN AW-6063/T6 with natural finishing for the extrusions and the EN AW-5052 or 5754 [P-AlMg3] for the rolled sections subject to transformation workings (punching, bending, etc.). Magnesium as an alloying element and manganese, silicon and chromium as additives, give in any case to metal marked mechanical characteristics (with the best ratio load capacity/weight), high workability (reduction of the installation costs), good weldability and very good corrosion resistance. As to the last one, we have to say that aluminium protects itself spontaneously: the metal exposed to the atmosphere immediately reacts with oxygen in the air forming a thin film of aluminium oxide which protects the underlying layer stopping the further atmospheric corrosion and the electrochemical attack typical of the corrosion due to humidity. In case of welding, in order to reform the protective film, an anodizing treatment is recommended (material from "A" → "B"). Thanks to this good level of corrosion resistance this alloy can be used in various application sectors such as building, naval constructions, chemical and food industry, transports and mechanics. Aluminium and its alloys are very often used for their very low electromagnetic conductivity so far to be considered non-magnetic. From an electric point of view it is a very good conductor.



ANODIZZAZIONEO OSSIDAZIONE ANODICA

L'ossidazione anodica o anodizzazione dell'alluminio o sue leghe consiste in una trasformazione di natura elettrochimica della sua superficie. Con tale procedimento, che si svolge in un bagno di elettrolisi, sulla superficie dell'alluminio viene a formarsi una pellicola di ossido protettivo alla corrosione atmosferica. Rispetto allo strato di ossido che si forma spontaneamente sulla sua superficie esposta all'atmosfera (passivazione naturale), l'ossidazione anodica risulta molto più spessa e più aderente, con la conseguenza di conferire al metallo una maggiore resistenza alla corrosione, una tenacissima consistenza e una maggiore durezza.

ANODIZING OR ANODIC OXIDATION

The anodic oxidation or anodizing of aluminium or its alloys consists in a transformation of electrochemical nature of its surface. With this procedure which takes place in an electrolysis bath, a film of protective oxide from the atmospheric corrosion forms on the aluminium surface. Compared to the layer of oxide which spontaneously forms on its surface exposed to the atmosphere (natural passivation), the anodic oxidation results much thicker and more adherent, with the consequence to give to the metal a higher resistance to corrosion, a very tenacious consistency and a greater hardness.

Nota: Ulteriori dati sui trattamenti anticorrosivi sopra descritti e su altri trattamenti possibili, sono fornibili a richiesta.
Note: Further data about the anticorrosive treatments described above and about other possible treatments, available on request.

CORROSIONE: SCELTA DEI MATERIALI IN FUNZIONE DELL'AMBIENTE

CORROSION: MATERIAL CHOICE DEPENDING ON THE ENVIRONMENT

CLASSIFICAZIONE DEI TRATTAMENTI SUPERFICIALI IN FUNZIONE DELLA CORROSIVITÀ DELL'AMBIENTE
CLASSIFICATION OF SURFACE TREATMENTS DEPENDING ON THE ENVIRONMENT CORROSIVITY

AMBIENTE / ENVIRONMENT \ MATERIALI/ MATERIALS	S	Z/Q/F	E	V/T	W/U	I/J	Y/N	A/B
Interno/ Indoor	O	E	O	E	E	E	E	E
Interno, riva al mare/ Indoor, seaside	P	O	P	B	E	E	E	E
Esterno, clima secco/ Outdoor, dry climate	B	O	B	O	E	E	E	O
Esterno, riva al mare/ Outdoor, seaside	S	P	S	P	B	O	E	O
Nel mare/ Off-shore	S	P	S	P	B	P	O	O
Solforoso/ Sulphurous	S	B	S	P	B	O	E	O
Acidi minerali/ Mineral acids	S	P	S	P	B	O	E	S
Ammoniaca/ Ammonia	S	P	S	P	B	O	E	S
Carbonato soda-potassio/ Sodium-potassium carbonate	S	P	S	P	B	O	E	S
Acidi organici/ Organic acids	S	P	S	P	B	B	O	B
Idrocarburi/ Hydrocarbons	S	P	S	P	P	B	O	B
Cloro/ Chlorine	S	S	S	P	P	B	E	B
Industria alimentare/ Food industry	P	P	P	B	O	O	O	O
Erosione meccanica/ Mechanical erosion	B	B	B	B	B	O	O	S

Legenda / Legend

- S Zincato Sendzimir / Sendzimir galvanized
- Z Zincato a caldo dopo lavoraz. / Hot-dip galvanized after man.
- Q Zincato a caldo dopo lavoraz. su S235 / Hot-dip galvanized after man. on S235
- F Zincato a caldo dopo lavoraz. su Cor-Ten / Hot-dip galvanized after man. on Cor-Ten
- E Zincato Elettrolitico / Electrolityc galvanizing
- V Zincato e Verniciato RAL5012 / Galvanized and Painted RAL5012
- T Zincato e Verniciato RAL..... / Galvanized and Painted RAL....
- W Z. a caldo d.l. e Vern. RAL 5012 / Hot-dip galv. a.m. and RAL 5012 painted
- U Z. a caldo d.l. e Vern. RAL .... / Hot-dip galv. a.m. and RAL .... painted
- I Acciaio Inox AISI 304 / AISI 304 Stainless steel
- J Acciaio Inox AISI 304 decontaminato / Decontaminated AISI 304 S.S.
- Y Acciaio Inox AISI 316L / AISI 316L Stainless steel
- N Acciaio Inox AISI 316L decontaminato / Decontaminated AISI 316L S.S.
- A Lega di Alluminio / Aluminium alloy
- B Lega di Alluminio anodizzato / Anodized Aluminium alloy

- E Eccellente ma superfluo / Excellent but superfluous
- O Ottimo / Very good
- B Buono / Good
- P Possibile / Possible
- S Sconsigliato / Not recommended

Test di laboratorio realizzati in camera di nebbia salina/ Laboratory tests carried out in a salt-fog chamber.

Resistenza alla corrosione in ore/ Resistance to corrosion in hours

Tipo di trattamento superficiale o tipo di materiale / Type of superficial treatment or type of material	Ossidazione/ Oxidation	
	Bianca/ White	Rossa/ Red
Zincatura a caldo dopo lav. (Z)/ Hot-dip galvanizing after man. (Z)	21	1.250
Acciaio inox AISI 304 (I)/ AISI 304 stainless steel (I)	Senza indizi dopo 450/ Without marks after 450	

Dati non vincolanti, soggetti a variazioni ed aggiornamenti continui/ Non-binding data, subject to variations and continuous updatings.

IMBALLAGGIO DEI PRODOTTI

L'imballaggio degli elementi rettilinei di passerella a traversini e dei relativi coperchi è fatto in modo da ottimizzare i volumi e pertanto ogni pezzo viene accoppiato con un altro ruotato di 180°. L'imballo viene fissato mediante reggette. Gli accessori, a seconda della dimensione, vengono imballati in scatole o su bancali di legno ed avvolti con film estensibile.
A seconda delle necessità possono anche essere adottate soluzioni di imballaggio particolarmente protettive (casse o gabbie di legno), adatte a spedizioni in container. A richiesta, i legnami utilizzati per gli imballaggi possono essere del tipo fumigato con gas di bromuro di metile (ISPM-15) per eliminare gli organismi infestanti che possono trovarsi nel legno.

PACKING OF THE PRODUCTS

The packing of the ladder tray straight elements and of their respective covers is made so that to optimise the volumes and therefore each piece is coupled with another one turned by 180°. The packaging is fixed by means of straps. Depending on the dimension the accessories are packed in boxes or on wooden pallets and wrapped with an extensible film.
Depending on the necessities it is possible to adopt particularly protective packing solutions (wooden cases or crates), suitable for container shipments. On request, the woods used for the packaging can be of the fumigated with methyl bromide (ISPM-15) gas type to eliminate the infesting organisms which can be in the wood.

INSTALLAZIONE DEGLI ACCESSORI

Di seguito sono riportati alcuni disegni da utilizzare come linee guida per la supportazione degli accessori. Le informazioni riportate non coprono tutte le situazioni, tuttavia possono essere utilizzate sia come indicazione per la localizzazione dei supporti, sia per stimarne la quantità. Carichi elevati, ampi raggi di curvatura ed elevate larghezze di base, possono richiedere l'installazione di supporti addizionali.

INSTALLATION OF THE ACCESSORIES

Here below you find some drawings to be used as guidelines for the support of the accessories. The information given does not cover all the situations, however it can be used both as an indication for the localization of the supports and to calculate their quantity. High loads, wide radiuses of curvature and high base widths, can require the installation of additional supports.

Curva 90° orizzontale / 90° horizontal bend

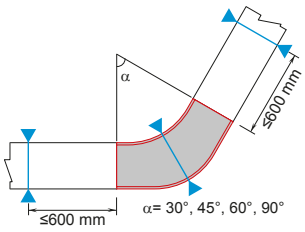

Derivazione a T / T derivation

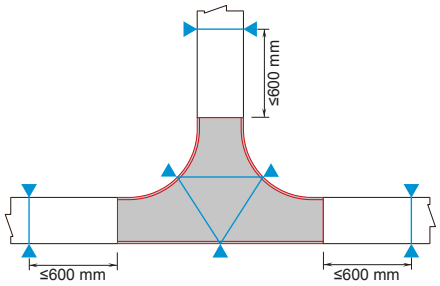

Derivazione a X / X derivation

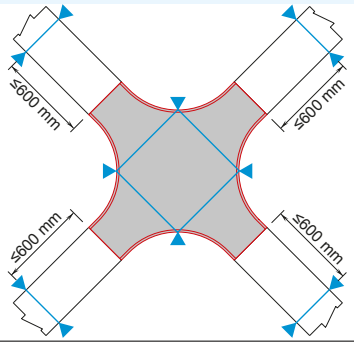

Curva in salita-discesa / Vertical bends

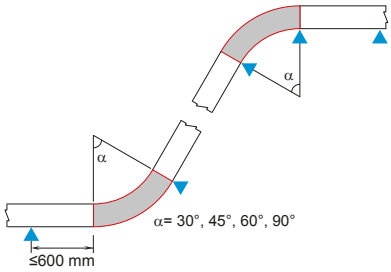

CONTINUITÀ ELETTRICA E MESSA A TERRA

La continuità elettrica e/o il collegamento equipotenziale della parti che possono essere toccate, sono garantiti con l'installazione dei giunti. Nel caso di discontinuità, installazione di giunti di espansione/dilatazione o di giunti a snodo, è richiesta l'installazione di trecce di massa. Per i coperchi è necessario installare la barretta di messa a terra per collegamenti equipotenziali tramite due viti testa bombata a doppio intaglio M6x6 in dotazione. In caso di verniciatura, alcuni fori vengono protetti con apposite etichette adesive, al fine di lasciare una zona di contatto diretto con la parte metallica. In questo modo è possibile realizzare impianti rispondenti alle prescrizioni dell'art. 7 del D.P.R. N. 547 e della norma CEI 64-8 in fatto di sicurezza. I test sulla continuità elettrica a cavallo della giunzione vengono effettuati secondo le indicazioni della normativa IEC 61537 che limitano la resistenza massima nel valore di 50 m□. La IEC 61537 prescrive anche che la resistenza in caso di assenza di giunzione (pezzo unico) non debba essere superiore a 5 m□/m.

ELECTRICAL CONTINUITY AND EARTHING

The electrical continuity and/or the equipotential connection of the parts which can be touched, are guaranteed by the installation of the joints. In case of discontinuity, installation of expansion joints or of hinged joints, the installation of bonding jumpers is required. For the covers it is necessary to install the earthing bar for equipotential connections by using two M6x6 wide crowned head screws with double slot included. In case of painting, some holes are protected with suitable adhesive labels, in order to leave an area of direct contact with the metallic part. In this way it is possible to make plants in conformity with the prescriptions of the art. 7 of the D.P.R. no. 547 and of the norm CEI 64-8 as far as security is concerned. Tests concerning the electrical continuity across the connection are made according to the instructions of the norm IEC 61537 which limit the maximum resistance to the value of 50 m□. The IEC 61537 also prescribes that the resistance in case of absence of connection (only piece) shall not exceed 5 m□/m.

COMPATIBILITÀ ELETTROMAGNETICA (EMC)

Nell'uso normale, in relazione alle emissioni, immunità ed interferenze elettromagnetiche le passerelle possono essere considerate elementi passivi (CEI EN 61537).
Per minimizzare i disturbi elettromagnetici è consigliato l'impiego di cavi schermati, setti separatori e coperchi metallici. Cavi di potenza e cavi di segnale dovrebbero essere installati il più distante possibile su percorsi separati (almeno 30 centimetri), incrociandosi sempre a 90 gradi per minimizzare i fenomeni di induzione.
Prove pratiche dimostrano che su un cavo non schermato l'effetto schermante (effetto gabbia di Faraday) della passerella portacavi a scaletta comporta una benefica attenuazione dei disturbi elettromagnetici esterni indicativamente (essendo variabile con la frequenza) di 10dB, che diventano circa 15dB con l'installazione del coperchio.

ELECTROMAGNETIC COMPATIBILITY (EMC)

In the normal use, with regard to the emissions, immunities and electromagnetic interferences the cable trays can be considered passive elements (CEI EN 61537).
In order to minimize the electromagnetic interferences it is recommended to use screened cables, separators and metallic covers. Power cables and signal cables should be installed as distant as possible on separated routes (at least 30 cm), always crossing at 90 degrees to minimize the induction phenomena.
Practical tests show that on an unscreened cable the screening effect (Faraday cage effect) of the ladder tray involves a beneficial reduction of the external electromagnetic interferences approximately (as it changes with the frequency) of 10db, that become approximately 15db with the installation of the cover.

DILATAZIONE - CONTRAZIONE TERMICA LINEARE

Lo sbalzo termico, che può generarsi tra il cambio stagionale, può essere tale da generare dilatazioni/ contrazioni che compromettono la stabilità strutturale del sistema di portacavi metallici. In fase progettuale e di installazione è importante tenere in considerazione tale fenomeno.
*A tal fine è necessario stabilire il massimo differenziale termico **TD** per definire ogni quanti metri **P** di tratto rettilineo è necessario installare dei giunti di espansione. In funzione della temperatura rilevata in fase di installazione, dovrà essere calcolato l'interspazio vuoto **S** da lasciare tra i tratti rettilinei. Sul supporto a metà di ogni tratto dovranno essere installati i blocca-scaletta, mentre sugli altri supporti dovranno essere installati i guida-scaletta al fine di permettere lo scorrimento delle passerelle. All'inizio ed alla fine di ogni tratto dovrà essere installato un supporto distante non più di 600 mm, da entrambe le parti, dal giunto di espansione. Per garantire la continuità elettrica, ogni coppia di giunti di espansione richiede l'applicazione di due trecce di massa.*
I massimi differenziale termico e dilatazione termica si calcolano con le seguenti formule:

LINEAR THERMAL EXPANSION - CONTRACTION

The thermal stress, that can arise during the seasonal change, can be so high to cause expansions/contractions which compromise the structural stability of the metallic cable tray system. During the design and installation phase it is important to take into consideration this phenomenon.
*With this aim it is necessary to fix the maximum thermal differential **TD** to define at which interval in meters **P** of rectilinear stretch it is necessary to install expansion joints. Depending on the temperature measured during installation, the empty gap **S** to be left between the rectilinear stretches shall be calculated. On the support in the middle of each stretch the hold-down clamps (Art. 84) shall be installed, while on the other supports the guide clamps shall be installed in order to allow the sliding of the cable trays. At the beginning and at the end of each stretch a support distant not more than 600 mm, from both sides, from the expansion joint shall be installed. In order to guarantee the electrical continuity, each pair of expansion joints requires the application of two bonding jumpers.*
The maximum thermal differential and thermal expansion can be calculated with the following formulas:

$$T_D = T_{MAX} - T_{MIN}\ [°C]$$

$$\Delta l = K_l \times T_D\ [mm/m]$$

dove: T_{MAX} = massima temperatura stagionale;
T_{MIN} = minima temperatura stagionale;
K_l = coefficiente medio di dilatazione termica.

Il massimo spazio tra i giunti di espansione, considerato un movimento massimo di 25 mm si calcola con la formula*:

$$P = 25 / \Delta l\ [m]$$

$$T_D = T_{MAX} - T_{MIN}\ [°C]$$

$$\Delta l = K_l \times T_D\ [mm/m]$$

where: T_{MAX} = maximum seasonal temperature;
T_{MIN} = minimum seasonal temperature;
K_l = average coefficient of thermal expansion.

The maximum space between the expansion joints, considered a maximum movement of 25 mm can be calculated with the formula*:

		Massimo spazio **P** tra giunti di espansione per movimento di 25 mm* / Maximum spacing **P** between expansion joints for 25 mm* movement							
Temperatura differenziale / Temperature differential		Acciaio / Steel $K \approx$ 0,012 mm/m/°C		Inox 304 / SS304 $K \approx$ 0,017 mm/m/°C		Inox 316 / SS316 $K \approx$ 0,016 mm/m/°C		Alluminio / Aluminium $K \approx$ 0,022 mm/m/°C	
T_D °C	T_D °F	Metri	Feet	Metri	Feet	Metri	Feet	Metri	Feet
10	18	208	683	145	474	156	513	113	369
20	36	104	342	72	237	78	256	56	185
30	54	69	228	48	158	52	171	38	123
40	72	52	171	36	118	39	128	28	92
50	90	42	137	29	95	31	103	23	74
60	108	35	114	24	79	26	85	19	62
70	126	30	98	21	68	22	73	16	53
80	144	26	85	18	59	20	64	14	46
90	162	23	76	16	53	17	57	13	41
100	180	21	68	14	47	16	51	11	37

Per effettuare il calcolo dell'interspazio vuoto da lasciare tra i tratti rettilinei è sufficiente applicare la seguente formula*:

$$S = 25 \times \frac{T_{MAX} - T}{T_{MAX} - T_{MIN}}\quad [mm]$$

dove: **S** = interspazio in millimetri;
T = temperatura passerelle al momento dell'installazione.

* per movimento massimo diverso da 25 mm, i calcoli/formule vanno modificati di conseguenza.

Esempio:
Ipotizzando una temperatura massima stagionale di +40°C ed una minima di -10°C, la temperatura differenziale risulta T_D=50°C. Dalla tabella si ricava che, per un sistema di passerelle zincate i giunti di espansione dovranno essere installati ad una interdistanza massima di **P**=42m. Se al momento dell'installazione la temperatura delle passerelle è di 20°C, l'interspazio vuoto da lasciare in corrispondenza dei giunti di espansione è **S**=10mm.

$$P = 25 / \Delta l\ [m]$$

To calculate the empty gap to be left between the rectilinear stretches it is sufficient to apply the following formula*:

$$S = 25 \times \frac{T_{MAX} - T}{T_{MAX} - T_{MIN}}\quad [mm]$$

where: **S** = gap in millimetres;
T = cable tray temperature at the moment of installation.

* for a maximum movement different from 25 mm, the calculations/formulas have to be consequently modified.

Example:
Hypothesizing a seasonal maximum temperature of +40° and a minimum one of -10°, the differential temperature resultsT_D=50°C. From the table you find that, for a galvanized cable tray system the expansion joints shall be installed at a maximum spacing of **P**=42m. If at the moment of installation the cable tray temperature is 20C°, the empty gap to be left next to the expansion joints is **S**=10 mm.

Installazione tipica / Typical installation

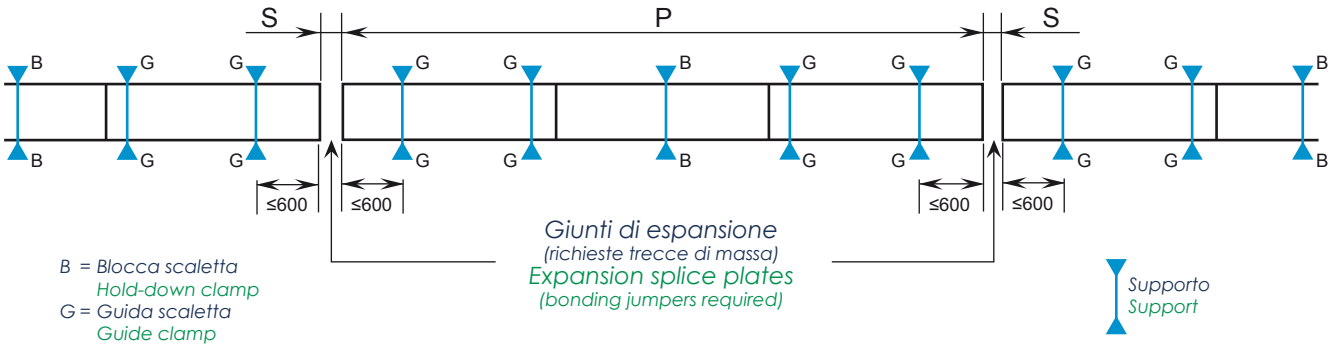

RESISTENZA AL FUOCO

Le passerelle portacavi in acciaio hanno nei confronti del fuoco il comportamento tipico e intrinseco dell'acciaio: buona resistenza e zero innesco.

FIRE RESISTANCE

Towards fire, steel cable trays have the behaviour typical and intrinsic of steel: good resistance and zero primer.

APPLICAZIONI A TEMPERATURE ESTREME

In genere un materiale diventa più fragile al diminuire della temperatura. Al fine di misurare tale comportamento, viene considerata la resilienza ad una data temperatura, ovvero la capacità di un materiale di resistere ad urti impulsivi (min. 27J). Un materiale con bassa resilienza presenta un comportamento fragile, con alta resilienza è detto tenace o duttile.

• acciai al carbonio:
presentano un intervallo di temperatura, detto zona di transizione, in cui vi è un abbassamento improvviso della resilienza, con conseguente decadimento della duttilità e delle caratteristiche meccaniche del materiale. È importante considerare tale fenomeno al fine di scegliere con cura il materiale idoneo o per limitarne gli effetti con un sovradimensionamento del prodotto (tipicamente aumentandone lo spessore).

• acciai Inox 304 e 316L:
sono acciai austenitici e a basse temperature non presentano l'effetto di transizione duttile-fragile (vedi diagramma), anzi a basse temperature lo snervamento e la resistenza a trazione vengono esaltate. Tali materiali possono quindi essere utilizzati anche fino a temperature di -200°C. Tuttavia a bassissime temperature si nota un indebolimento dello strato di ossido superficiale con conseguente diminuzione della resistenza alla corrosione.

All'aumentare della temperatura, un materiale tende generalmente a passare da un comportamento elastico a plastico. Tale caratteristica è dedotta dal valore della tensione di snervamento. Per un dato materiale, maggiore è il valore della tensione di snervamento e maggiore è la sua elasticità. Per gli acciai al carbonio, oltre i 300÷400°C vi è una riduzione sensibile delle caratteristiche meccaniche, mentre gli acciai Inox, a seconda della tipologia, mantengono elevate prestazioni anche oltre i 400÷500°C (vedi diagramma).

APPLICATIONS TO EXTREME TEMPERATURES

Usually a material gets more fragile when the temperature diminishes. In order to measure this behaviour, the resilience at a certain temperature is considered, that is the capability of a material to resist to impulsive impacts (min. 27J). A low resilience material presents a fragile behaviour, with a high resilience it is said tenacious or ductile.

• carbon steels:
they present an interval of temperature, said transition zone, where there is a sudden decrease of the resilience, with a consequent decay of the ductility and of the mechanical characteristics of the material. It is important to consider this phenomenon in order to choose accurately the suitable material or to limit its effects with an oversizing of the product (typically by increasing its thickness).

• stainless steels 304 and 316L:
they are austenitic steels and at low temperatures they do not present the transition effect ductile-fragile (see diagram), on the contrary at low temperatures the yield and the traction resistance are brought out.
Therefore these materials can be also used up to temperatures of -200°C. However at very low temperatures there is a weakening of the superficial oxide layer with a consequent reduction of the corrosion resistance.

When the temperature increases, a material generally tends to pass from an elastic to a plastic behaviour. This characteristic is deduced from the value of the yield stress. For a certain material, the higher is the value of the yield stress and the higher is its elasticity. For the carbon steels, beyond 300÷400°C there is a sensible reduction of the mechanical characteristics, while the stainless steels, depending on the typology, keep high performances even beyond 400÷500°C (see diagram).

Diagramma qualitativo resilienza
Resilience qualitative diagram

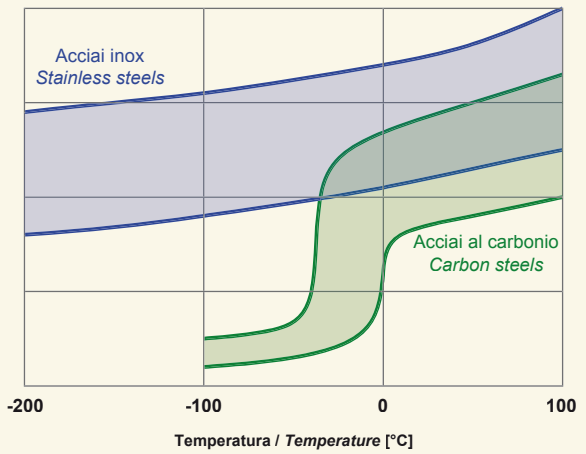

Coefficiente riduzione snervamento 0,2%
Yeld 0,2% reduction coefficient

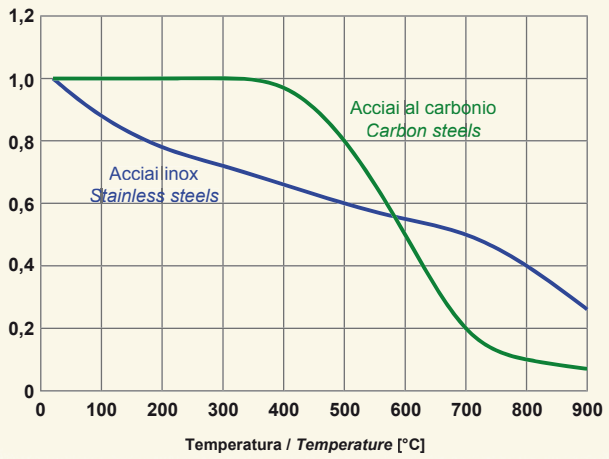

INSTALLAZIONE ANTISISMICA

Le Norme Tecniche di Costruzione NTC08, rappresentano il testo di Legge di riferimento in ambito progettuale per l'analisi e scelta di componenti che rispondano alle prescrizioni in ambito antisismico.
Le attente valutazioni delle caratteristiche dei sistemi di canalizzazione ed accessori per cavi vengono effettuate con lo scopo principale la sicurezza delle persone negli edifici di pubblica utilità, infrastrutture di trasporto, organizzazioni commerciali ed industriali, in condizioni di sisma. L'obbiettivo principale è il mantenimento e l'integrità dell'installazione elettrica, assicurando che i servizi fondamentali (antincendio, luci di emergenza, ventilazione, ecc…) funzionino correttamente per un periodo di tempo sufficiente da consentire l'organizzazione dei soccorsi.
Tutti i sistemi portacavi metallici e i relativi supporti FEMI-CZ, vengono analizzati mediante software di calcolo ad elementi finiti e a richiesta del cliente possono essere testati con prove di laboratorio presso centri accreditati quali il CESI.

QUAKE PROOF INSTALLATION

The NTC08 Construction Technical Norms are the reference Law text in the design field for analysis and choice of components which satisfy the requirements in the anti-seismic field.
The careful evaluations of the characteristics of the cable tray systems and of the cable accessories are carried out having as main aim the safety of people in the public usefulness buildings, in the transport Infrastructures, in the commercial and industrial organizations, under quake conditions. The main aim is themaintenance and integrity of the electrical installation, assuring that the essential services (firefighting system, emergency lights, ventilation, etc…) work properly for a sufficient period of time so that to allow the organization of rescues.
All FEMI-CZ metallic cable tray systems and respective supports, are analysed by using FEAanalysis software and on customer's request can be tested with laboratory tests at accredited centres such as CESI.

AVVERTENZE

Nel rispetto delle Direttive CEE n° 85/374 e DPR 224 (e successive modifiche ed integrazioni) raccomandiamo le seguenti avvertenze inerenti il trasporto, l'immagazzinaggio e l'impiego dei nostri sistemi portacavi:
- *nel trasporto proteggere dall'umidità i materiali; tutti i prodotti devono essere stoccati in ambienti asciutti e ventilati;*
- *nella manipolazione dei materiali si consiglia l'uso di guanti protettivi;*
- *ritoccare con adeguato zincante a freddo, dopo l'esecuzione di tagli, le superfici specifiche dei materiali zincati interessate alla lavorazione;*
- *tenere presente che con il tempo le superfici zincate a caldo dopo lavorazione possono perdere la tipica brillantezza iniziale ed opacizzarsi naturalmente;*
- *tutti gli elementi del sistema devono essere installati a regola d'arte, da personale addestrato e specializzato, secondo quanto prescritto dalle Norme specifiche (64-8) ed in conformità alle leggi cogenti;*
- *nell'installazione dei pezzi speciali (curve a 90°,45°, T, X, ecc.) con raggio di curvatura interno ≥300mm devono essere considerati uno o più supporti aggiuntivi oltre a quelli in corrispondenza delle giunzioni con gli elementi rettilinei;*
- *non installare prodotti danneggiati;*
- *ATTENZIONE! Le passerelle portacavi NON devono essere usate come camminamento, scale o supporto per persone.*

INSTRUCTIONS

In observance of the EEC Regulations no. 85/374 and of the DPR 224 (and subsequent modifications and integrations) we recommend the following instructions concerning transport, storing and use of our cable tray systems:
- *during transport protect the materials from humidity; all products shall be stocked in dry and ventilated environments;*
- *during handling of materials it is recommended to use protective gloves;*
- *touch-up with a suitable cold zinc, after making cuts, the specific surfaces of the galvanized materials involved in the working;*
- *consider that with time the surfaces hot-dip galvanized after manufacture can lose their typical initial gloss and naturally get opaque;*
- *all the elements of the system shall be perfectly installed, by trained and specialized personnel, according to what prescibed in the specific Norms (64-8) and in conformity with the compulsory laws;*
- *during the installation of the special pieces (bends 90°, 45°, T, X, etc.) with internal radius of curvature ≥300mm one or more additional supports shall be considered besides the ones next to the connections with the straight elements;*
- *do not install damaged products;*
- *ATTENTION! The cable trays must NOT be used as walking surface, ladders or support for people.*

NORMATIVE E MARCATURA

Tutti prodotti della serie FEMI-CZ 2, sono conformi alle prescrizioni delle Direttive Europee "CE" Bassa Tensione Direttiva 2014/35/CE e delle norme tecniche IEC 61537 e NEMA VE 1-2009/CSA STD C22.2 No. 126.1-09.
FEMI-CZ S.p.A. è concessoniario all'uso del marchio IMQ e CSA-US, garanzia visibile per le Autorità e gli acquirenti, che il prodotto è stato sottoposto - da un organismo a ciò abilitato - a tutte le prove necessarie per verificarne la conformità ai requisiti tecnici e di sicurezza previsti dalla normativa vigente, e che tutta la produzione è sottoposta a costante sorveglianza.
Parte degli articoli è già marchiata, altri sono oggetto di continue analisi in base alle esigenze di mercato.
Copia dei certificati disponibili possono essere forniti su richiesta all'Ufficio Tecnico Commerciale (commerciale@femicz.it) di FEMI-CZ S.p.A.

STANDARDS AND MARKING

All products of FEMI-CZ 2 series are in conformity with the prescriptions of the "CE" European Norms, Low Tension, 2014/35/CE and of the norms IEC 61537 and NEMA VE 1-2009/CSA STD C22.2 No. 126.1-09.
FEMI-CZ S.p.A. is licensee for using the IMQ trade mark and CSA-US, visible guarantee for Authorities and purchasers, that the product has been subjected - from an authorised body – to all the necessary tests to check its conformity with all the technical and safety requirements entailed by the regulation in force, and that the whole production is subjected to a constant monitoring.
A copy of the available certificates can be supplied upon request to the technical-commercial office (commerciale@femicz.it) of FEMI-CZ S.p.A.

Nota: Per una integrale conoscenza ed applicazione delle norme citate (e successive modifiche ed integrazioni), si rimanda ad una attenta lettura delle norme stesse.
Note: For an integral knowledge and application of the mentioned norms (and subsequent modifications and integrations) please read carefully the norms themselves.

SCELTA DELLA SEZIONE DEL SISTEMA PORTACAVI

*Per l'individuazione delle dimensioni di un sistema portacavi è necessario calcolare la sezione d'ingombro dei cavi da installare. Poiché i cavi non sono mai perfettamente accostati e paralleli, non è corretto effettuare il calcolo considerando esclusivamente la sezione circolare dei cavi. Per tenere conto di tali fattori, dato il diametro **d** del cavo è possibile effettuare un calcolo approssimato considerando una sezione d'ingombro pari a **d²**. La sommatoria per tutti i cavi darà la sezione minima richiesta, la quale andrebbe maggiorata del 30÷50% per l'eventuale installazione di ulteriori cavi. Il dato così ottenuto può essere confrontato con la sezione utile **At** indicata nelle schede tecniche degli elementi rettilinei.*
*Nella scelta del sistema portacavi, considerare che normalmente l'altezza del cavo non deve superare l'altezza utile **Hi** della passerella. Per la scelta degli accessori è necessario considerare il raggio minimo di curvatura dei cavi.*
Nella posa dei cavi è necessario osservare le indicazioni delle norme tecniche sull'accumulo e sulla ventilazione di linee e cavi.

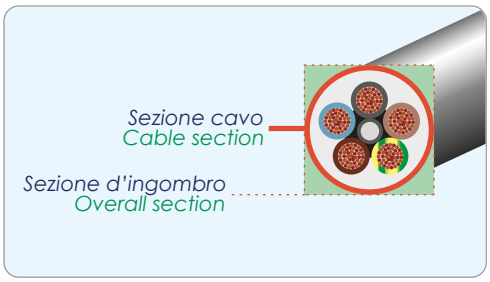

CHOICE OF THE CABLE TRAY SYSTEM SECTION

*For the individuation of the dimensions of a cable tray system it is necessary to calculate the overall section of the cables to be installed. As the cables are never perfectly close and parallel, it is not correct to make the calculation considering only the circular section of cables. To consider these factors, given the diameter **d** of the cable it is possible to make an approximate calculation considering an overall section equal to **d²**. The summation for all the cables will give the minimum section required that should be increased by a 30÷50% for the possible installation of other cables. The datum so obtained can be compared with the useful section **At** shown in the technical data sheets of the straight elements. In the choice of the cable tray system, consider that the cable height shall normally not exceed the useful height **Hi** of the cable tray. For the choice of the accessories it is necessary to consider the minimum radius of curvature of the cables. While laying the cables it is necessary to observe the indications of the technical norms about the accumulation and the ventilation of lines and cables.*

CARICHI APPLICATI

Per identificare correttamente il sistema portacavi necessario, bisogna tener conto della natura e dell'entità dei carichi statici[1] a cui il sistema sarà sottoposto. Il carico applicato, come le capacità di carico indicate nel catalogo, devono essere intese come pesi uniformemente distribuiti sulla campata, ossia non concentrati.
Le componenti da considerare sono:

• Peso dei cavi.
Fare riferimento ai dati del costruttore per il calcolo del peso dei cavi. Come per la definizione della sezione, tale valore andrebbe maggiorato del 30÷50%.
In alternativa, data la sezione utile del canale, è possibile effettuare un calcolo approssimativo applicando la seguente formula empirica:

$$p = 0{,}25 \times At \times Kr \ [kg/m]$$

*dove: **At** = sezione utile del canale in cm²*
*** Kr** = coefficiente di riempimento della sezione.*

• Peso del sistema portacavi.
Va considerato il peso del coperchio e degli accessori previsti.

• Carichi concentrati.
La presenza di carichi statici concentrati. Esempi tipici sono: proiettori, scatole di derivazione, elementi fissati tramite cavallotti, ecc.
Per tenerne conto, un carico concentrato può essere trasformato in un carico distribuito con la seguente formula:

$$p = 2 \times \frac{Q}{D} \ [kg/m]$$

*dove: **p** = carico distribuito*
*** Q** = carico concentrato in kg*
*** D** = interdistanza appoggi in metri.*

• Carichi temporanei.
Durante le operazioni di montaggio del sistema portacavi, può esservi la necessità di alcuni carichi temporanei, ad

APPLIED LOADS

To identify correctly the necessary cable tray system, it is necessary to take into consideration the nature and the quantity of the static loads[1] which will be applied to the system. The applied load, such as the load capacities shown in the catalogue, shall be intended as uniformly distributed weights on the span, that is non-concentrated.The factors to be considered are:

• Weight of cables.
Make reference to the data of the manufacturer for the calculation of the weight of cables. As for the section definition, this value should be increased by 30÷50%.
As an alternative, given the useful section of the cable tray, it is possible to make an approximate calculation applying the following empiric formula:

$$p = 0{,}25 \times At \times Kr \ [kg/m]$$

*where: **At** = useful section of the cable tray in cm2*
*** Kr** = filling coefficient of the section.*

• Weight of the cable tray system.
The weight of the cover and of the entailed accessories shall be considered.

• Concentrated loads.
The presence of concentrated static loads shall be considered. Typical examples are: lamps, connector blocks, elements fixed by means of U bolts, etc.
In order to consider it, a concentrated load can be transformed in a distributed load with the following formula:

$$p = 2 \times \frac{Q}{D} \ [kg/m]$$

*where: **p** = distributed load*
*** Q** = concentrated load in kg*
*** D** = spacing between supports in metres.*

• Temporary loads.
During the cable tray system installation operations, there can be the necessity of some temporary loads, for exam-

esempio per le operazioni di stesura dei cavi.

• **Carichi atmosferici.**
Nel caso di installazioni all'aperto: ghiaccio, neve e vento sono i classici fenomeni atmosferici da considerare. Essi influiscono anche sui coperchi, i quali vanno accuratamente scelti per tipologia e spessore.
Per l'installazione all'aperto dei coperchi, si suggerisce il fissaggio di sicurezza tramite l'uso di fascette metalliche o di bloccacoperchi ad omega di sicurezza (Art. 98).

• **Carichi sismici.**
In caso di scosse sismiche, i sistemi portacavi sono maggiormente sollecitati orizzontalmente che verticalmente. La tipologia della passerella a traversini saldati,è stata studiata al fine di migliorare la dissipazione dell'energia generata dai fenomeni tellurici. Tale caratteristica è particolarmente adatta per le grandi installazioni (centrali nucleari, impianti petrolchimici, ecc.).

Dalla sommatoria di tutte le componenti sopra elencate, risulterà il carico distribuito totale minimo (espresso in daN/m)[2] che dovrà essere supportato dal sistema portacavi. Confrontando tale valore con i diagrammi di carico, sarà possibile determinare l'adeguata tipologia di sistema portacavi ed i possibili valori di distanza appoggi compatibili.

ATTENZIONE! Le passerelle portacavi NON devono essere usate come camminamento, scale o supporto per persone.

[1]Eventuali carichi dinamici, fenomeni transitori e oscillatori non sono presi in considerazione in questa sede.
[2]1 daN = 10 N = 1,0197 kg = 2,2481 lb.

ple for the operations of laying of the cables.

• **Atmospheric loads.**
In case of outside installations: ice, snow and wind are the classic atmospheric phenomena to be considered. They affect the covers as well, which shall be accurately chosen for typology and thickness.
For the outside installation of covers, we suggest a security fastening through the application of metallic straps or security omega cover clamps (Art. 98).

• **Seismic loads.**
In case of earth tremors, the cable tray systems are more stressed horizontally than vertically. The typology of ladder tray with welded rungs, has been studied in order to improve the energy dissipation generated by telluric phenomena. This characteristic is particularly suitable for the big installations (nuclear power plants, petrochemical plants, etc.).

From the summation of all the components listed above, it will result the minimum total distributed load (expressed in daN/m)[2] that shall be supported by the cable tray system. Comparing this value with the load diagrams, it will be possible to determine the suitable cable tray system typology and the possible compatible values of distance between supports.

ATTENTION! The cable trays must NOT be used as walking surface, ladders or support for people.

[1] Possible dynamic loads, temporary and oscillatory phenomena are not taken into consideration here.
[2] 1 daN = 10 N = 1,0197 kg = 2,2481 lb.

CAPACITÀ DI CARICO, FLESSIONE E FRECCIA

Normalmente un sistema portacavi è strutturato per supportare il massimo carico di esercizio possibile, a predeterminate distanze degli appoggi, con flessione (longitudinale e trasversale) degli elementi rettilinei contenuta, esteticamente compatibile e con un coefficiente di sicurezza adeguato.
La lunghezza degli elementi rettilinei deve essere maggiore o uguale alla distanza appoggi.
I sistemi portacavi a traversini sono conformi alla norma IEC 61537 e certificati da IMQ (www.imq.it). Nel catalogo le capacità di carico sono fornite anche relativamente alla norma NEMA VE-1.
I dati più significativi di prestazione meccanica sono riportati nelle pagine che seguono. Altri dati sulla capacità di carico delle passerelle e delle sospensioni, possono essere forniti a richiesta.
Nell'ambito delle massime e migliori prestazioni delle passerelle portacavi, hanno importanza anche la stabilità trasversale e una giunzione di testa fatta a regola d'arte, che crei veramente continuità meccanica e, inoltre, è sempre e comunque buona regola, laddove possibile, posizionare le giunzioni a distanza dal supporto più vicino compresa tra 1/5 e 1/4 della distanza appoggi. Le giunzioni non dovrebbero essere posizionate nel punto medio tra i supporti o in corrispondenza dei supporti stessi, in quanto essi sono i punti di maggior sforzo. Dal punto di vista estetico, una freccia di massimo 1/300 della distanza appoggi rende accettabile l'effetto visivo della flessione.

LOAD CAPACITY, DEFLECTION

A cable tray system is normally structured to support the maximum possible working load, at predetermined distances of the supports, with a limited and aesthetically compatible deflection (longitudinal and transverse) of the straight elements and with a suitable safety factor.
the lenght of straigth elements must be greater or equal to the distance between supports.
The cable ladder trays systems are in conformity with the norm IEC 61537 and certified by IMQ (www.imq.it). On request the load capacities are also supplied in relation to the norm NEMA VE-1.
The most significant data of mechanical performance are shown in the following pages. Other data about the load capacity of cable trays and suspensions can be given on request.
In order to obtain the maximum and better performances of cable trays, even the transverse stability and a perfectly made head connection, which really creates the mechanical continuity, are important, and moreover it is always and in any case a good rule, where possible, to place the connections at a distance from the nearest support included between 1/5 and 1/4 of the distance between supports. The connections should not be placed in the average point between the supports or next to the supports themselves, as they are the points of higher effort.
From an aesthetical point of view, a deflection of maximum 1/300 of the distance between supports makes the deflection visual effect acceptable.

CAPACITÀ DI CARICO: NORMA EUROPEA IEC 61537

*Viene effettuata una prova di tipo su campioni costituiti da due o più elementi rettilinei, di lunghezza **L** e larghezza **B**, accoppiati in orizzontale per formare due campate **D** complete più uno sbraccio 0.4**D**. La norma propone 5 schemi di prova alternativi. FEMI-CZ ha adottato lo schema di **TIPO I** (10.3.1) illustrato nella figura sottostante, che è quello in maggior vantaggio di sicurezza dato che non vi è alcuna limitazione sia per la campata terminale che per la posizione dei giunti.*

*Il carico utile di sicurezza **SWL** è definito dalla norma come il "carico massimo che può essere applicato senza pericolo nell'uso ordinario". I vincoli imposti sono:*

- *coefficiente di sicurezza **k**=1,7;*
- *flessione effettiva a meta campata **f**<**D**/100;*
- *flessione trasversale f_T<**B**/20.*

LOAD CAPACITY: EUROPEAN NORM IEC 61537

*A type test on samples made of two or more straight elements is made, with length **L** and width **B**, horizontally coupled to form two complete spans **D** plus an overhang 0.4**D**. The norm proposes 5 alternative test schemes. FEMI-CZ has adopted the scheme **TYPE I** (10.3.1) illustrated in the picture here below, that is the one with the highest safety advantage as there is no limitation both for the final span and for the position of the splice plates.*

*The safe working load **SWL** is defined by the norm as the "maximum load that can be applied without danger in the ordinary use". The imposed bonds are:*

- *safety coefficient **k**=1,7*
- *real deflection in the middle of the span **f**<**D**/100;*
- *transversal deflection f_T<**B**/20.*

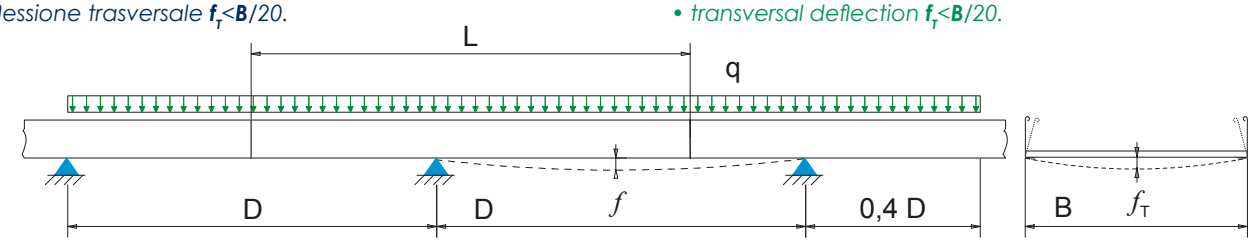

I risultati delle prove sono sintetizzati in un diagramma da cui si possono ricavare informazioni di carico, distanza appoggi e flessione, relative ad un determinato tipo di sistema portacavi.

The test results are summarized in a diagram where you can find load information, distance between supports and deflection, concerning a certain type of cable tray system.

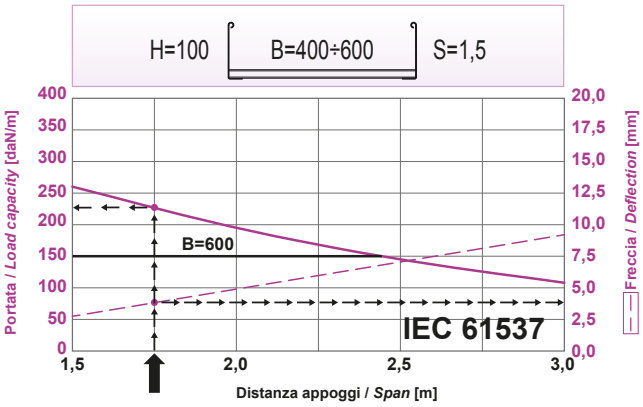

- *La curva in linea continua è relativa all'andamento della portata massima **SWL** in funzione della distanza appoggi **D**.*
- *La linea orizzontale indica la capacità di carico teorica (calcolata con la formula di pag. 18) della passerella per esempio di base B=600mm.*
- *La linea tratteggiata è relativa ai valori di riferimento della freccia **f** in funzione della distanza appoggi **D**, con pieno carico **SWL**.*

*Si noti che, per distanza appoggi **D** maggiore di 2,4 m circa, la portata massima **SWL** diventa inferiore rispetto la capacità di carico teorica della passerella di base B=600 mm.*

***Esempio, grafico di sinistra**: se l'input è la distanza appoggi (1,75 m), possiamo ricavare il massimo carico in sicurezza, SWL=220 da/N e la massima freccia risultante f=3,9 mm.*
***Esempio, grafico di destra**: se l'input è la capacita di carico (190 da/N), possiamo ricavare la massima distanza appoggi D=2,0 m e la massima freccia risultante f=5,0 mm.*

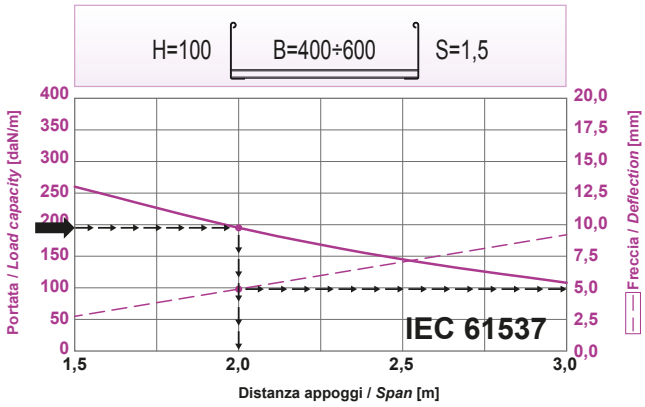

- *The continuous curve line concerns the trend of the maximum load capacity **SWL** depending on the span **D**.*
- *The horizontal line indicates the theoretical load capacity (calculated with the formula on page 18) of the cable tray with a base B=600mm, for example.*
- *The dotted line concerns the reference values of the deflection **f** depending on the distance between supports **D**, with full load **SWL**.*

*Please note that, for a distance between supports **D** higher than 2,4 m, the maximum load capacity **SWL** gets lower than the theoretical load capacity of the cable tray with base B=600 mm.*

***Example, left graph**: if the input is the distance between support (1,75 m), we can extract the maximum load capacity, SWL=220 da/N and the maximum resultant deflection f=3.9mm.*
***Example, right graph**: if the input is the load capacity (190 da/N), we can extract the maximum distance between support D=2,0m and the maximum resultant deflection f=5.0 mm.*

CAPACITÀ DI CARICO: NORMA AMERICANA NEMA VE-1

*Viene effettuata una prova di tipo su campioni costituiti da un elemento rettilineo di lunghezza **L** e larghezza massima **B** con configurazione a campata singola massima prevista **D** (trave semplice) appoggiata con estremi liberi. La norma propone 2 opzioni di prova. FEMI-CZ ha adottato il **Metodo A** (5.2.8), illustrato nella figura sottostante, che prevede di caricare il portacavi fino alla rottura.*

*La capacità di carico nominale **W** è definita come il "carico di rottura diviso un fattore di sicurezza **k**=1.5".*
La norma non prevede vincoli di flessione.
*Per distanze appoggi **Di<D** la normativa prevede la possibilità di calcolare la relativa capacità di carico nominale **Wi** con la seguente formula di interpolazione:*

$$W_i = \frac{W \times D^2}{D_i^2}$$

LOAD CAPACITY: AMERICAN NORM NEMA VE-1

*A type test is made on samples made of a straight element with length **L** and a maximum width **B** with an estimated maximum single span configuration **D** (simple beam) leant with free ends. The norm proposes 2 test options. FEMI-CZ has adopted the **Method A** (5.2.8), illustrated in the picture below, which entails to load the cable tray up to its breaking.*

*The nominal load capacity **W** is defined as the "breaking load divided a safety factor **k**=1.5".*
The norm does not entail deflection bonds.
*For distances between supports **Di<D** the regulation entails the possibility to calculate the respective nominal load capacity **Wi** with the following interpolation formula:*

$$W_i = \frac{W \times D^2}{D_i^2}$$

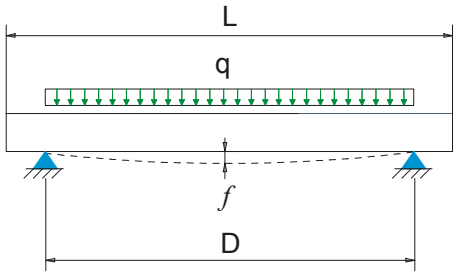

I risultati delle prove sono sintetizzati in un diagramma da cui si possono ricavare informazioni di carico, distanza appoggi e flessione, relative ad un determinato tipo di sistema portacavi.

The test results are summarized in a diagram where you can find information about load, distance between supports and deflection, concerning a certain type of cable tray system.

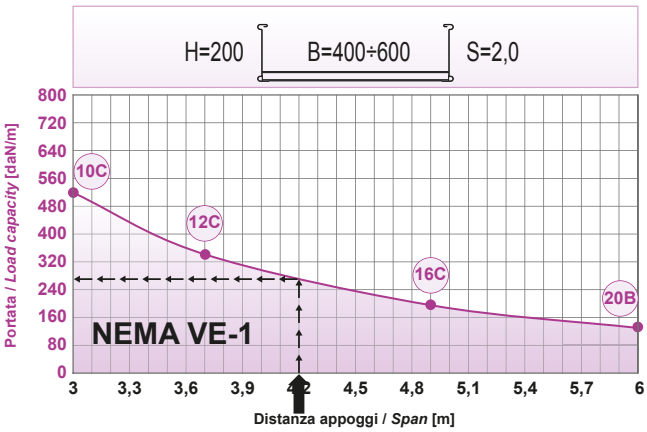

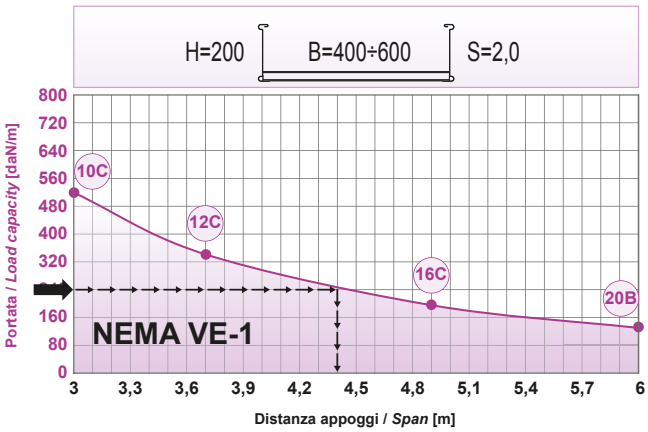

*• La curva è relativa all'andamento della portata massima **W**, in funzione della distanza appoggi **D**.*

*E' bene tenere presente che per un sistema a multi campata la freccia è indicativamente il 50% rispetto la freccia "**f**" relativa ad una singola campata. Pertanto la flessione al centro campata relativa al test NEMA si può ricavare approssimativamente moltiplicando per un fattore 2 il valore dei test secondo IEC 61537.*

*• The curve line concerns the trend of the maximum load capacity **W** depending on the span **D**.*

It is important to consider that for a multi span system the deflection is roughly the 50% compared to the deflection "f " concerning a single span. Therefore the deflection between the support concerning the NEMA test, may be approximately made by multiplying the IEC 61537 test value for a factor 2.

Carico / Load (W)	Campata / Span (D)					
	1.5 m (5 ft)	2.4 m (8 ft)	3.0 m (10 ft)	3.7 m (12 ft)	4.9 m (16 ft)	6.0 m (20 ft)
37 kg/m (25 lb/ft)	5AA	8AA	10AA	12AA	16AA	20AA
74 kg/m (50 lb/ft)	5A	8A	10A	12A	16A	20A
112 kg/m (75 lb/ft)	-	8B	10B	12B	16B	20B
149 kg/m (100 lb/ft)	-	8C	10C	12C	16C	20C

CONFRONTO TRA IEC 61537 E NEMA VE-1

I dati di portata e freccia calcolati con le due norme non sono direttamente comparabili, in quanto le condizioni di prova sono molto differenti:

1. *Lo schema di carico VE-1 (singola campata) è più sfavorevole rispetto lo schema di carico 61537 (più campate), pertanto il carico alla rottura secondo la VE-1 risulta inferiore rispetto alla 61537.*
2. *Come conseguenza del punto 1. e considerando che i punti di appoggio non sono vincolati, le frecce che si rilevano con la VE-1 sono notevolmente superiori rispetto alla 61537.*
3. *I coefficienti di sicurezza considerati sono differenti: per la VE-1* ***k****=1.5, per la 61537* ***k****=1.7.*

Per tali differenze, si può concludere che:
- *dal punto di vista del costruttore la VE-1 permette in maniera semplice e rapida di effettuare le prove di carico;*
- *dal punto di vista dell'utilizzatore i diagrammi riferiti alla 61537, che suggeriamo di utilizzare, offrono informazioni più attinenti alla realtà di installazione, la quale è tipicamente del tipo a multi campata.*

Nel caso di progetti esteri in cui vi sono riferimenti alla VE-1, la relativa classificazione riportata nel catalogo permette di individuare rapidamente il sistema portacavi adeguato.

COMPARISON BETWEEN IEC 61537 AND NEMA VE-1

The load capacity and deflection data calculated with the two norms cannot be directly compared, as the test conditions are very different:

1. *The load schema VE-1 (single span) is more unfavourable compared to the load schema 61537 (several spans), therefore the breaking load according to the VE-1 is lower compared to the 61537.*
2. *As a consequence of point 1 and considering that the support points are not locked, the deflections that are found with the VE-1 are considerably higher compared to the 61537.*
3. *The safety factors considered are different: for the VE-1* ***k****=1.5 for the 61537* ***k****=1.7.*

For these differences, we can conclude that:
- *From the point of view of the manufacturer the VE-1 allows in a simple and fast way to make the load tests;*
- *From the point of view of the user the diagrams concerning the 61537, which we suggest to use, offer information more relevant to the installation reality, which is typically of the multi span type.*

In case of foreign projects where there are references to the VE-1, the respective classification written in the catalogue allows to identify quickly the suitable cable tray system.

OPZIONI DI ABBINAMENTO LONGHERONI - TRAVERSINI

OPTIONS OF SIDE PROFILES - RUNGS COMBINATION

Std — Abbinamento Standard / Standard combination

R — Abbinamento a richiesta / Combination on request

LONGHERONI / SIDE PROFILE					TRAVERSINI / RUNGS																	
					35x18			50x15			50x15			50x20			40x20					
Fam.	Tipo / Type	Sez./Sec.	H	Sp / Tk	1.2	1.5	2.0	1.2	1.5	2.0	1.2	1.5	2.0	1.2	1.5	2.0	1.2	1.5	1.8	2.0	2.3	2.5
HP 2.22A	Aggraffata Clinched		H=75÷125 mm	1.2													Std					
				1.5													Std	R				
				1.8														R				
HP 2.22S	Saldata Welded			1.2							R			R			Std					
				1.5							R	R		R	R		Std	R				
				1.8								R	R		R	R		Std	R			
HP 2.26S	Saldata Welded		H=125÷200 mm	1.8								R			R			Std	R			
				2.0								R	R		R	R		Std	Std	R		
				2.3									R			R			R	Std	Std	
				2.5									R			R				R	R	R
CZ 2B	Bullonata Bolted		H=63÷150 mm	1.2	R			Std														
				1.5	R	R		R	Std													
				2.0		R	R		R	Std												
CZ 2S	Saldata Welded			1.2							Std			R			R					
				1.5							R	Std		R	R		R	R				
				2.0								R	R		R	Std		R	R	R		
RD 2S	Saldata Welded		H=100÷200 mm	1.5							R	R		R	R		R	R				
				2.0								R	R		R	R		Std	R	Std		
				2.5									R			R				R	R	R
				3.0																	R	R

A RICHIESTA / ON REQUEST																						
FEMI 2B	Bullonata Bolted		H=75÷100 mm	1.2	R			R														
				1.5	R	R		R	R													
				2.0		R	R		R	R												
FEMI 2S	Saldata Welded			1.2							R			R			R					
				1.5							R	R		R	R		R	R				
				2.0								R	R		R	R		R	R	R		

I longheroni di tipo HP 2 possono essere prodotti a richiesta anche in versione simmetrica. Si consiglia tuttavia la versione asimmetrica in quanto evita, in generale, l'accumulo di residui sulla base.

The side profiles type HP 2 can be produced on request also in a symmetric version. However the asymmetric version is generallyrecommended as it avoids the accumulation of residues on the base.

Forature disponibili per traversini: / *Rungs available perforations:*

7x22 mm p. 25 mm
7x25 mm p. 25 mm
9x22 mm p. 25 mm
11x17 mm p. 33 mm
11x30 mm p. 50 mm

SCHEMA DI CODIFICA/ DECODIFICA DEI CODICI ARTICOLO - BASI
CODING/ DECODING SCHEME OF THE ARTICLE CODES - BASES

XX		X		XX		X		X		X		XXX		X		X		XX
Serie del prodotto Product series		Tipo di materiale e/o trattamento superficiale Type of material and/or surface treatment		Articolo di riferimento Reference article		Tipo di bordatura Type of flanging		Dimensioni geometriche [mm] Geometric dimensions [mm]										Numero traversini elementi rettilinei Straight elements rungs number
						Basi Bases		Lunghezza Length		Altezza Height		Larghezza Width		Spessore longherone Thickness profile		Spessore traversino Thickness Rung		
A2	CZ 2	S	Zincato Sendzimir Sendzimir galvanized	01	Elemento rettilineo saldato Welded straight element	A	Diritto Straight	3	3000	H	63	100	100	H	1,2	H	1,2	9
B2	CZ2/RD2	E	Zincato Elettrolitico Electrolytic galvanized	02	Elem.rett.aggraffato/bullonato Clinched/bolted straight elem.	B	CZ 2	4	4000	C	75	150	150	K	1,5	K	1,5	10
C2	HP 2	Z	Zincato a caldo dopo lav. Hot-dip galvanized after man	10	Curva piana 90° Horizontal bend 90°	F	FEMI 2	6	6000	I	88	200	200	L	1,8	L	1,8	12
		Q	Zincato a caldo d.l. 80 µm Hot-dip galvan. a.m. 80 µm	13	Curva piana 60° Horizontal bend 60°	J	RD 2	Raggio interno accessori Internal radius accessories		D	100	300	300	M	2,0	M	2,0	16
		F	Zincato a caldo d.l./Corten Hot-dip galvan. a.m./Corten	11	Curva piana 45° Horizontal bend 45°	S	HP 2.22			J	113	400	400	N	2,3	N	2,3	18
		V	Zincato e verniciato RAL5012 Galvan. and painted RAL5012	12	Curva piana 30° Horizontal bend 30°	H	HP 2.26	A	150	E	125	450	450	P	2,5	P	2,5	20
		T	Zincato e verniciato RAL.... Galvan. and painted RAL....	15	Derivazione a T T derivation			3	300	W	138	500	500	Q	3,0			24
		W	Z. a caldo d.l. e vern. RAL5012 Hot-dip galvan. and paint. RAL	16	Riduzione a T T reduction			4	400	F	150	600	600					...
		U	Z. a caldo d.l. e vern. RAL.... Hot-dip galvan. and paint. RAL	17	Derivazione a X X derivation			D	450	M	175	700	700					
		I	Acciaio inox AISI 304 Stainless steel AISI 304	20	Riduzione centrale Central reduction			5	500	N	200	750	750					
		J	Acciaio inox AISI 304 decont. Stainless steel AISI 304 dec.	21	Riduzione destra Right reduction			6	600			800	800					
		Y	Acciaio inox AISI 316L Stainless steel AISI 316L	22	Riduzione sinistra Left reduction			G	750			900	900					
		N	Acciaio inox AISI 316L decont. Stainless steel AISI 316L dec.	37	Elemento/curva snodo verticale Elem./articulated vert. bend			8	800									
		A	Lega di alluminio Aluminium alloy	30	Curva a 90° verso l'alto* 90° vertical inside bend*			9	900									
		B	Lega di alluminio anodizzato Anodized aluminium alloy	40	Curva a 60° verso l'alto* 60° vertical inside bend*			M	1000									
				31	Curva a 45° verso l'alto* 45° vertical inside bend*			P	1200									
				32	Curva a 30° verso l'alto* 30° vertical inside bend*			Q	1250									
				33	Curva a 90° verso il basso* 90° vertical outside bend*			Base minore riduzioni Shorter base reductions										
				41	Curva a 60° verso il basso* 60° vertical outside bend*													
				34	Curva a 45° verso il basso* 45° vertical outside bend*													
				35	Curva a 30° verso il basso* 45° vertical outside bend*													
					*A richiesta per serie HP 2 *On request for HP 2 series			Vedi coperchi See covers										

ESEMPI DI DECODIFICA / DECODING EXAMPLES

Serie: HP 2 / Series: HP 2
Materiale: Zincato a caldo / Material: Hot-dip galvanized
Articolo: Elem. rett. saldato / Item: Welded straight elem.
Bordatura: HP 2/22 / Flanging: HP 2/22
Lunghezza: 3 m / Length: 3 m
Altezza: 100 mm/ Height: 100 mm
Base: 600 mm / Base: 600 mm
Spess. longh.: 1,5 mm / Siderail thick.: 1,5 mm
Spess. trav.: 1,2 mm/ Rung thick.: 1,2 mm
Nr. traversini: 10 / No. rungs: 10

C2 Z 01 S 3 D 600 K H 10

Serie: HP 2 / Series: HP 2
Materiale: AISI 304 decont. / Material: AISI 304 dec.
Articolo: Curva piana 90° / Item: 90° horizontal bend
Bordatura: HP 2/22 / Flanging: HP 2/22
Raggio: 600 m / Radius: 600 m
Altezza: 75 mm / Height: 75 mm
Base: 300 mm / Base: 300 mm
Spess. longh.: 1,5 mm / Siderail thick.: 1,5 mm
Spess. trav.: 1,5 mm/ Rung thick.: 1,5 mm

C2 J 10 S 6 C 300 K K

Serie: HP 2 / Series: HP 2
Materiale: Zincato a caldo / Material: Hot-dip galvanized
Articolo: Cop. rett. piano / Item: Normal straight cover
Bordatura: Autobloccante / Flanging: Self-locking
Lunghezza: 3 m / Length: 3 m
Altezza: 15 mm / Height: 15 mm
Base: 600 mm / Base: 600 mm
Spessore: 1,0 mm / Thickness: 1,0 mm

C2 Z 05 G 3 P 600 F

Serie: HP 2 / Series: HP 2
Materiale: AISI 304 / Material: AISI 304
Articolo: Cop. curva piana 90° / Item: 90° horiz. bend cover
Bordatura: Normale / Flanging: Normal
Raggio: 600 mm / Radius: 600 mm
Altezza: 15 mm / Height: 15 mm
Base: 300 mm / Base: 300 mm
Spessore: 1,0 mm / Thickness: 1,0 mm

C2 I 10 N 6 P 300 F

SCHEMA DI CODIFICA/ DECODIFICA DEI CODICI ARTICOLO - COPERCHI ED ALTRO
CODING/ DECODING SCHEME OF THE ARTICLE CODES - COVERS AND OTHER

XX		X		XX		X		X		X		XXX		X	
Serie del prodotto Product series		Tipo di materiale e/o trattamento superficiale Type of material and/or surface treatment		Articolo di riferimento Reference article		Tipo di bordatura Type of flanging		Dimensioni geometriche [mm] Geometric dimensions [mm]							
A2	CZ 2	S	Zincato Sendzimir Sendzimir galvanized	05	Coperchio rettilineo piano Straight cover	Coperchi Covers		Lunghezza Length		Altezza Height		Larghezza Width		Spessore Thickness	
B2	CZ2/RD2	E	Zincato Elettrolitico Electrolytic galvanized	06	Coperchio rettilineo ventilato Ventilated straight cover	A	Diritto Straight	1	1000	P	15	100	100	B	0,6
C2	HP 2	Z	Zincato a caldo dopo lav. Hot-dip galvanized after man	07	Coperchio rettilineo spiovente Peaked straight cover	D	Chiuso Closed	8	1500	R	20	150	150	D	0,8
		Q	Zincato a caldo d.I. 80 µm Hot-dip galvan. a.m. 80 µm	10	Coperchio curva piana 90° 90° horizontal bend cover	G	Autobl. Self-lock	2	2000	B	50	200	200	F	1,0
		F	Zincato a caldo d.I./Corten Hot-dip galvan. a.m./Corten	13	Coperchio curva piana 60° 60° horizontal bend cover	N	Semplice Simple	3	3000	H	63	300	300	H	1,2
		V	Zincato e verniciato RAL5012 Galvan. and painted RAL5012	11	Coperchio curva piana 45° 45° horizontal bend cover	Q	Autobl. Self-lock	Raggio interno accessori Internal radius accessories		C	75	400	400	K	1,5
		T	Zincato e verniciato RAL.... Galvan. and painted RAL....	12	Coperchio curva piana 30° 30° horizontal bend cover					I	88	450	450	M	2,0
		W	Z. a caldo d.I. e vern. RAL5012 Hot-dip galvan. and paint. RAL	15	Coperchio derivazione a T T derivation cover			A	150	D	100	500	500		
		U	Z. a caldo d.I. e vern. RAL.... Hot-dip galvan. and paint. RAL	16	Coperchio riduzione a T T reduction cover			3	300	J	113	600	600		
		I	Acciaio inox AISI 304 Stainless steel AISI 304	17	Coperchio derivazione a X X derivation cover			4	400	E	125	700	700		
		Y	Acciaio inox AISI 316L Stainless steel AISI 316L	20	Coperchio riduzione centrale Central reduction cover			D	450	F	150	750	750		
		A	Lega di alluminio Aluminium alloy	21	Coperchio riduzione destra Right reduction cover			5	500	M	175	800	800		
		B	Lega di alluminio anodizzato Anodized aluminium alloy	22	Coperchio riduzione sinistra Left reduction cover			6	600	N	200	900	900		
				37	Coperchio adattabile verticale Adjustable vertical cover			G	750						
				30	Cop. curva a 90° verso l'alto* 90° vertical inside bend cover*			8	800						
				40	Cop. curva a 60° verso l'alto* 60° vertical inside bend cover*			9	900						
				31	Cop. curva a 45° verso l'alto* 45° vertical inside bend cover*			M	1000						
				32	Cop. curva a 30° verso l'alto* 30° vertical inside bend cover*			P	1200						
				33	Cop. curva a 90° verso basso* 90° vertical outside bend cover*			Q	1250						
				41	Cop. curva a 60° verso basso* 60° vertical outside bend cover*			Base minore riduzioni Shorter base reductions							
				34	Cop. curva a 45° verso basso* 45° vertical outside bend cover*			1	100						
				35	Cop. curva a 30° verso basso* 30° vertical outside bend cover*			A	150						
				Altro Other				2	200						
				09	Fondo in lamiera forato Perforated sheet steel bottom			3	300						
				24	Chiusura terminale e/o riduzione End element and/or reduction			4	400						
				50	Divisorio elementi rettilinei Straight elements separator			D	450						
				52	Divisorio per curve piane Bends separator			5	500						
				60	Giunto rettilineo Straight joint			6	600						
				63	Giunto a snodo verticale Vertical hinged joint			7	700						
				64	Giunto ad espansione Expansion joint			G	750						
				65	Giunto adattabile orizzontale Horizontal adjustable joint			8	800						
				66	Giunto connessione T verticale Vertical T connection joint										
				74	Uscita cavi Drop out										
				84 85	Blocca scaletta Cable ladder locking device										
				90	Blocca coperchio Cover clamp										
				93	Alza-blocca coperchio Cover spacer										
				98	Blocca longherone Side profile locking device										

Serie HP 2.22 - Aggraffata o Saldata

HP 2.22 Series - Clinched or Welded

*La passerella serie HP 2.22, è disponibile nella versione **HP 2.22A** a traversini **aggraffati** e nella versione **HP 2.22S** a traversini **saldati**. La serie è caratterizzata da longheroni e traversini ad elevate prestazioni. L'innovativo longherone di sezione a trave ed il traversino rinforzato di sezione UR1 permettono di ottenere, con spessori ridotti di circa il 20%, analoghe portate alle passerelle a traversini tradizionali. Dualmente, a parità di spessore, la portata della passerella HP 2.22 è superiore di circa il 25%. Per tali ragioni la passerella HP 2.22 ha il miglior rapporto prestazioni/costo.*
*L'esclusivo sistema di assemblaggio ad aggraffatura della versione **HP 2.22A** permette, con notevole risparmio economico, la produzione di passerelle in acciaio zincato sendzimir e in acciaio inox senza la necessità del trattamento di decontaminazione chimica (necessario per i prodotti saldati).*

*The ladder tray series HP 2.22, is available in the version **HP 2.22A** with **clinched** rungs and in the version **HP 2.22S** with **welded** rungs. The series is characterized by high performance side profiles and rungs. The innovative beam section side profile and the strengthened rung of section UR1 allow to obtain, with thicknesses reduced by about the 20%, analogous load capacities to the traditional ladder trays. Vice versa, with the same thickness, the load capacity of the ladder tray HP 2.22 is higher of about the 25%. For these reasons the ladder tray HP 2.22 has the best ratio performances/cost.*
*The exclusive clinching assembly system of the version **HP 2.22A** allows, with a remarkable financial saving, the production of sendzimir galvanized steel and stainless steel ladder trays without the necessity of the chemical passivation treatment (necessary for the welded products).*

SERIE HP 2.22 - AGGRAFFATA/ SALDATA: BASE E COPERCHIO
HP 2.22 SERIES - CLINCHED/ WELDED: BASE AND COVER

Caratteristiche standard:

La passerella a traversini serie HP 2.22 è composta da longheroni con sezione a trave e bordo superiore anti-taglio, lunghezza 3 metri, altezza 75, 100, 125mm, spessore variabile da 1,2 a 2,0mm in funzione della dimensione, foratura di giunzione/ servizio 9x25mm per il fissaggio con bulloneria M8.
I traversini, ad interasse 300mm, sono di sezione UR1 40x20mm, con feritoia da 22mm e forature 9x22mm.
*La versione **HP 2.22A** a traversini **aggraffati** è disponibile in acciaio zincato sendzimir (S), in acciaio zincato a caldo dopo lavorazione (Z), in acciaio inox aisi 304 (I) o 316L (Y) .*
*La versione **HP 2.22S** a traversini **saldati** è disponibile in acciaio zincato a caldo dopo lavorazione (Z), in acciaio inox decontaminato aisi 304 (J) o 316L (N).*
Accessori con raggio interno minimo di 300mm o 600mm assiemati tramite aggraffatura o saldatura in funzione delle esigenze produttive.
I coperchi, di lunghezza 2 o 3 metri, sono disponibili in varie versioni: autobloccante con bordo antitaglio, ventilato o a spiovente.
Coperchi e separatori sono disponibili in acciaio zincato sendzimir (S)o zincato a caldo dopo lavorazione (Z), in acciaio inox aisi 304 (I) o 316L (Y).

Standard characteristics:

The ladder tray series HP 2.22 is made of side profiles with beam section and cut-preventing upper rim, length 3 metres, height 75, 100, 125 mm, thickness going from 1,2 to 2,0 mm depending on the dimension, connection/service holes 9x25 mm for the fastening with bolts and nuts M8.
The rungs, with spacing 300 mm, are of section UR1 40x20 mm, with open side 22 mm and holes 9x22 mm.
*The version **HP 2.22A** with **clinched** rungs is available in sendzimir galvanized steel (S), in steel hot-dip galvanized after manufacture (Z), in stainless steel aisi 304 (I) or 316L (Y).*
*The version **HP 2.22S** with **welded** rungs is available in steel hot-dip galvanized after manufacture (Z), in passivated stainless steel aisi 304 (J) or 316L (N).*
Accessories with minimum internal radius 300 mm or 600 mm assembled through clinching or welding depending on the productive necessities.
The covers, with length 2 or 3 metres, are available in various versions: self-locking with cut-preventing rim, ventilated or weathered.
Covers and separators are available in sendzimir galvanized steel (S) or in steel hot-dip galvanized after manufacture (Z), in stainless steel aisi 304 (I) or 316L (Y).

A richiesta:

- *lunghezza personalizzabile.*
- *altezza personalizzabile.*
- *longherone per alte portate tipo HP 2.26.*
- *longherone simmetrico con bordo anti-taglio in base.*
- *longherone non forato.*
- *esecuzione in spessori minori o maggiori.*
- *base mm 250, 350, etc.*
- *interasse traversini mm 200, 250, 333, etc.*
- *traversini saldati tipo 50x15 o 50x20.*
- *accessori con raggio interno mm 450, 900, etc.*
- *versione verniciata (V)(W) o in alluminio (A)(B).*

On request:

- *customizable length.*
- *customizable height.*
- *side profile for high load capacities type HP 2.26.*
- *symmetric side profile with cut-preventing base rim.*
- *side profile without holes.*
- *execution in higher or lower thicknesses.*
- *base mm 250, 350, etc.*
- *rung spacing mm 200, 250, 333, etc.*
- *welded rungs type 50x15 or 50x20.*
- *accessories with internal radius mm 450, 900, etc.*
- *painted version (V)(W) or in aluminium (A)(B).*

Passerella **HP 2.22A** aggraffata **HP 2.22A** clinched cable ladder	
Lunghezza / Length	3,0 m
Raggio / Radius	300÷600 mm
Altezza / Height	75÷125 mm
Base / Base	150÷600 mm
Spessore / Thickness	1,2÷1,5 mm
Passo trav./Rung pitch	300 mm
Materiale / Material	S / Z/ I / Y
Standard & custom range value	

- Il miglior rapporto prestazioni / costi
- The best performance / cost ratio

- Bordo rinforzato antitaglio
- Reinforced and cut-preventig rim

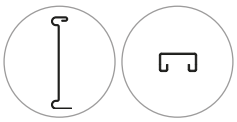

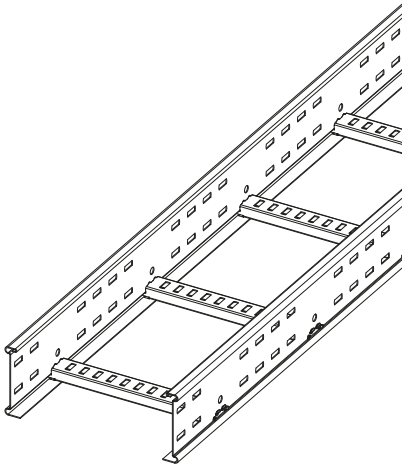

SERIE HP 2.22 - AGGRAFFATA/ SALDATA: BASE E COPERCHIO
HP 2.22 SERIES - CLINCHED/ WELDED: BASE AND COVER

Passerella **HP 2.22S** saldata **HP 2.22S** welded cable ladder	
Lunghezza / Length	3,0÷6,0 m
Raggio / Radius	300÷1250 mm
Altezza / Height	75÷125 mm
Base / Base	150÷900 mm
Spessore / Thickness	1,2÷2,0 mm
Passo trav./Rung pitch	300 mm
Materiale / Material	Z/J/N/W/B
Standard & custom range value	

- Ottimo rapporto prestazioni / costi
- Excellent performance / cost ratio

- Bordo rinforzato antitaglio
- Reinforced and cut-preventig rim

- Completamente personalizzabile
- Fully customizable

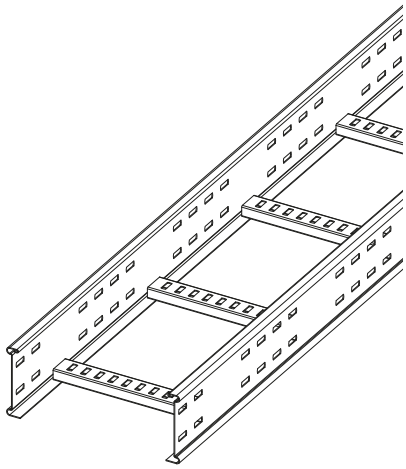

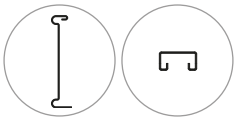

Coperchio autobloccante Self-locking cover	
Lunghezza / Length	2,0÷3,0 m
Raggio / Radius	300÷1250 mm
Altezza / Height	15 mm
Base / Base	150÷900 mm
Spessore / Thickness	0,6÷1,5 mm
Materiale / Material	S/Z/I/Y/V/W/A/B
Standard & custom range value	

- Coperchio autobloccante
- Self-locking cover

- Coperchio rettilineo con bordo antitaglio
- Straight covers with cut-preventing rim

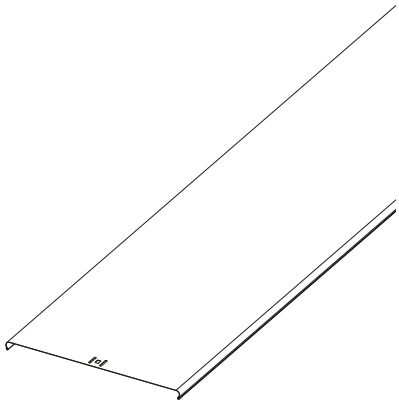

Elementi rettilinei
Straight elements

Accessori
Accessories

Coperchio ventilato Ventilated cover	
Lunghezza / Length	2,0÷3,0 m
Raggio / Radius	300÷1250 mm
Altezza / Height	15 mm
Base / Base	150÷900 mm
Spessore / Thickness	0,6÷2,0 mm
Materiale / Material	S/Z/I/Y/V/W/A/B
Standard & custom range value	

- Migliora la ventilazione dei cavi
- Improve ventilation cables

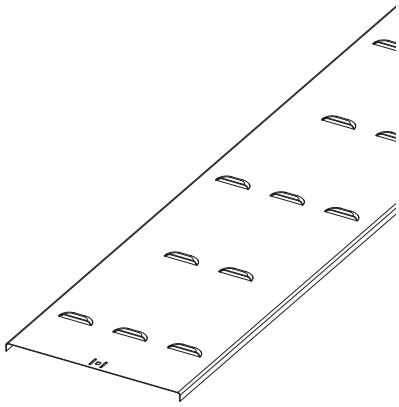

Coperchio a spiovente Peaked cover	
Lunghezza / Length	2,0÷3,0 m
Raggio / Radius	300÷1250 mm
Altezza / Height	15 mm
Base / Base	150÷900 mm
Spessore / Thickness	0,6÷2,0 mm
Materiale / Material	S/Z/I/Y/V/W/A/B
Standard & custom range value	

- Evita il ristagno di liquidi
- Prevent water retention

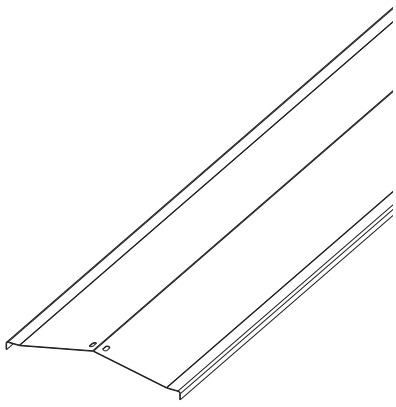

SERIE HP 2.22 A/S IN ACCIAIO AL CARBONIO: CAPACITA' DI CARICO
HP 2.22 C/W CARBON STEEL SERIES: LOAD CAPACITY

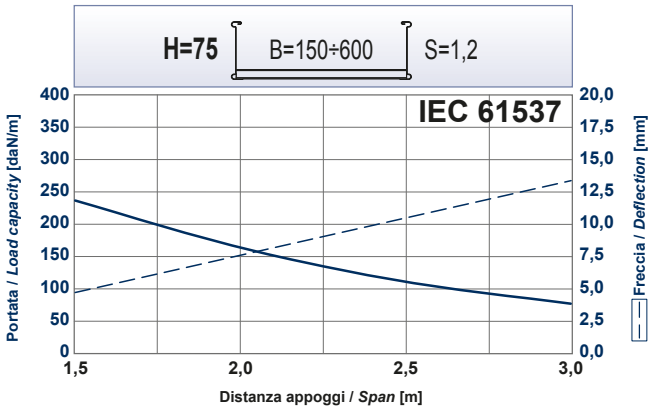

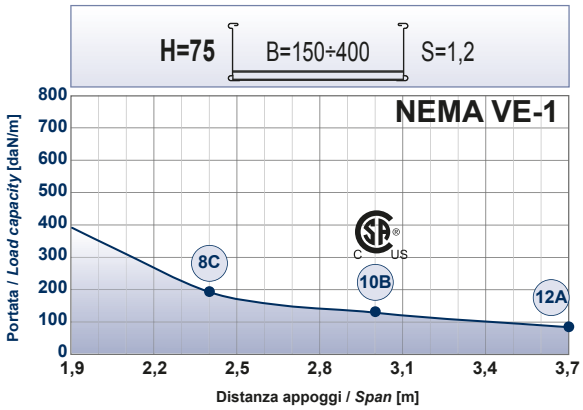

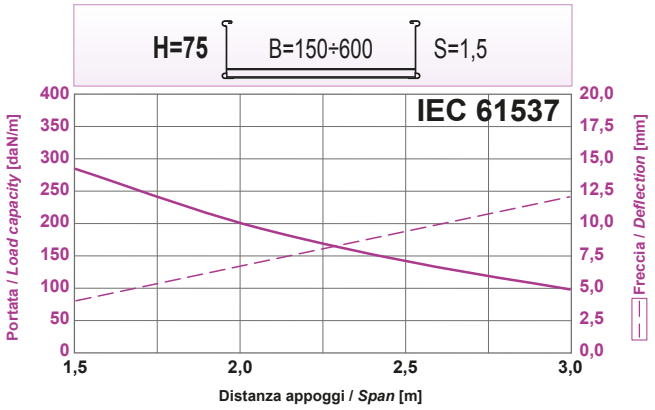

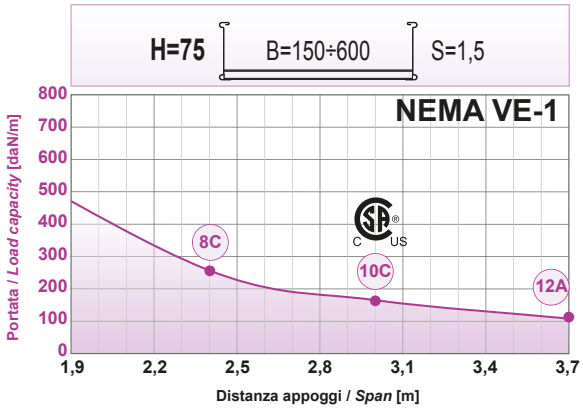

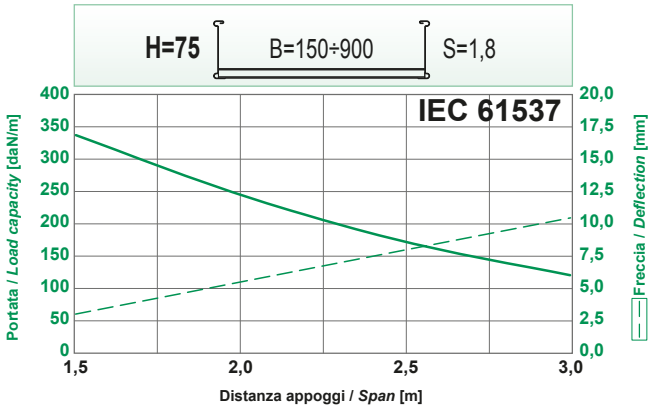

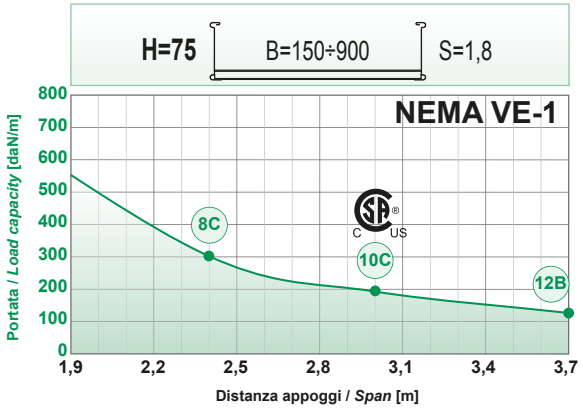

Le portate indicate sono relative ad elementi rettilinei di lunghezza maggiore o uguale alla distanza appoggi.
The load capacities shown concern straight elements with a length equal to or higher than the distance between supports.

Per maggiori dettagli sulla lettura dei grafici consultare pag. 20
For more details on how to read the graphs, please see page 20

NOTE	
	1 daN = 10 N = 1,0197 kg = 2.2481 lb
	1 m = 1.094 yd = 3.281 ft = 39.37 in

SERIE HP 2.22 A/S IN ACCIAIO AL CARBONIO: CAPACITA' DI CARICO
HP 2.22 C/W CARBON STEEL SERIES: LOAD CAPACITY

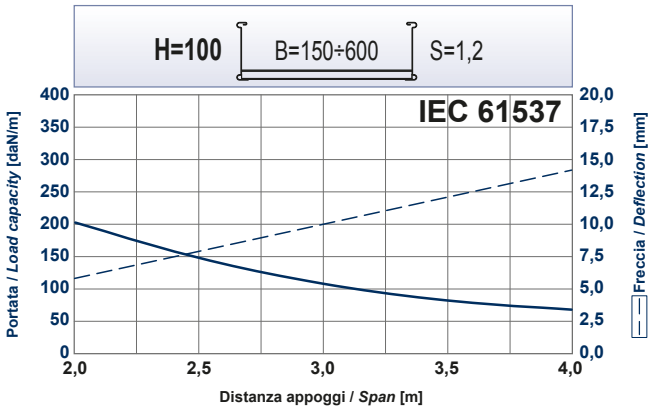

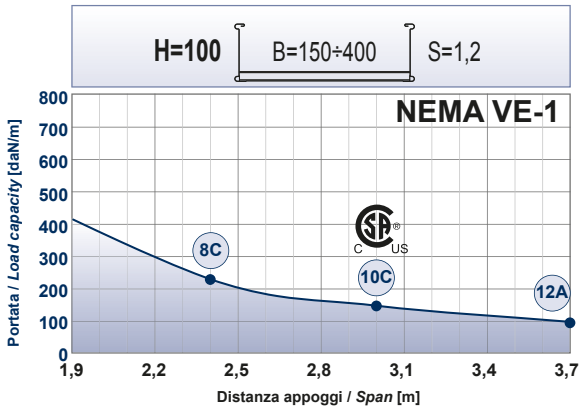

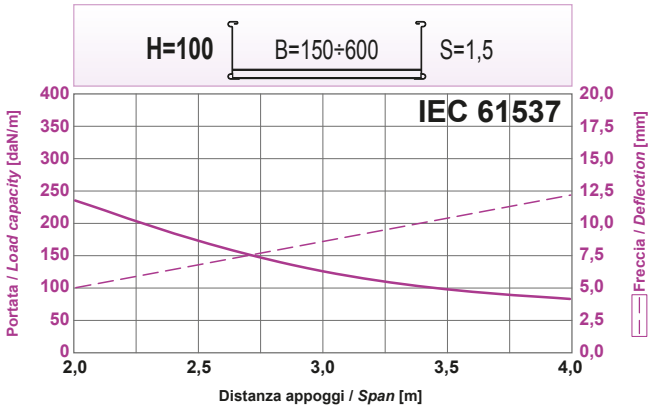

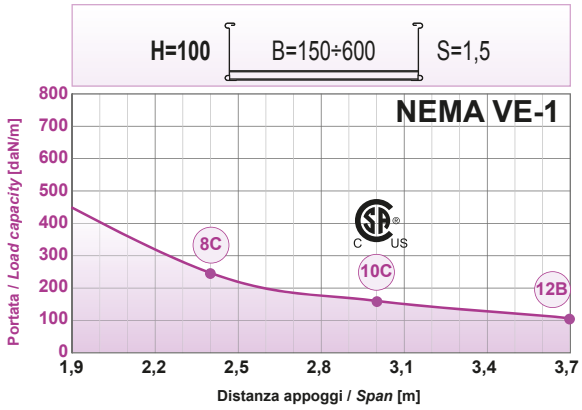

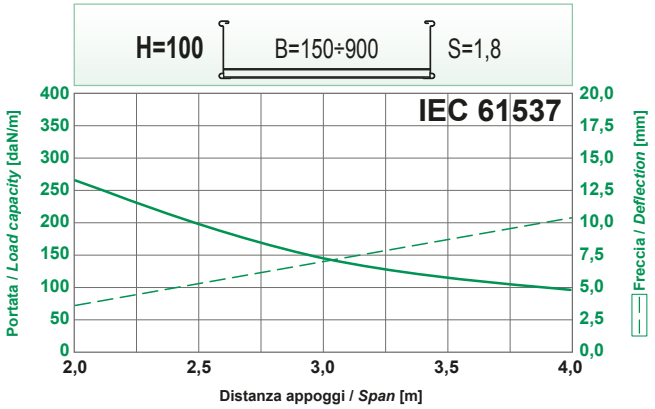

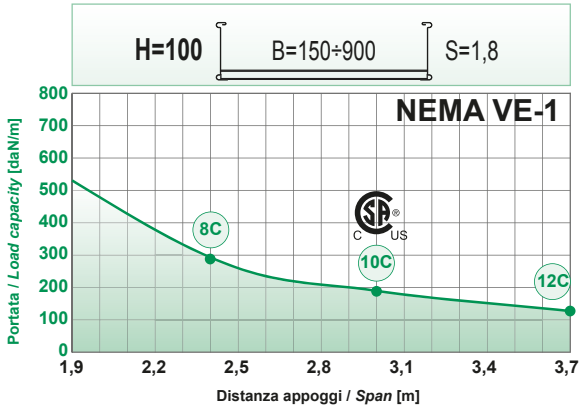

Le portate indicate sono relative ad elementi rettilinei di lunghezza maggiore o uguale alla distanza appoggi.
The load capacities shown concern straight elements with a length equal to or higher than the distance between supports.

Per maggiori dettagli sulla lettura dei grafici consultare pag. 20
For more details on how to read the graphs, please see page 20

NOTE	
	1 daN = 10 N = 1,0197 kg = 2.2481 lb
	1 m = 1.094 yd = 3.281 ft = 39.37 in

SERIE HP 2.22 A/S IN ACCIAIO AL CARBONIO: CAPACITA' DI CARICO
HP 2.22 C/W CARBON STEEL SERIES: LOAD CAPACITY

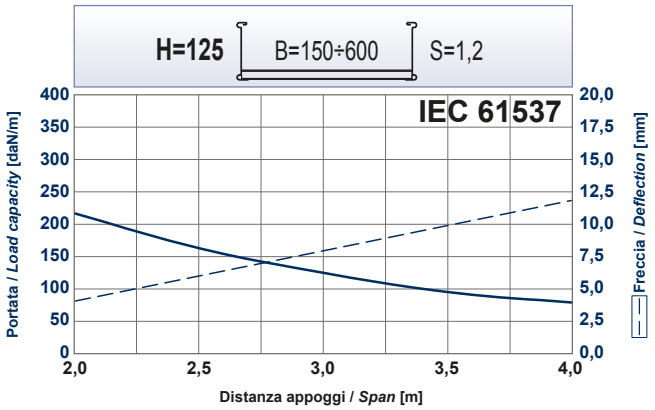

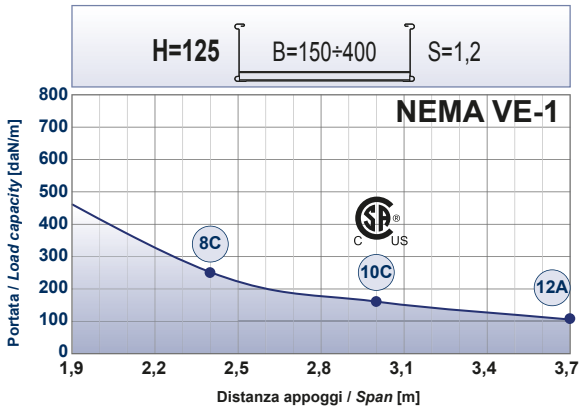

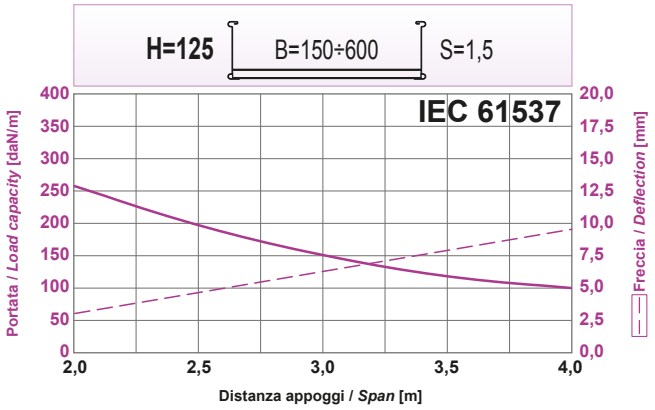

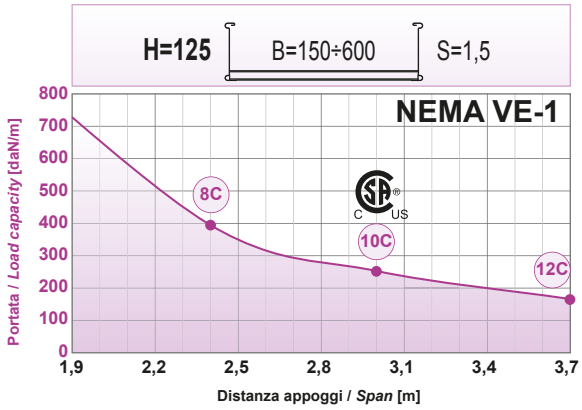

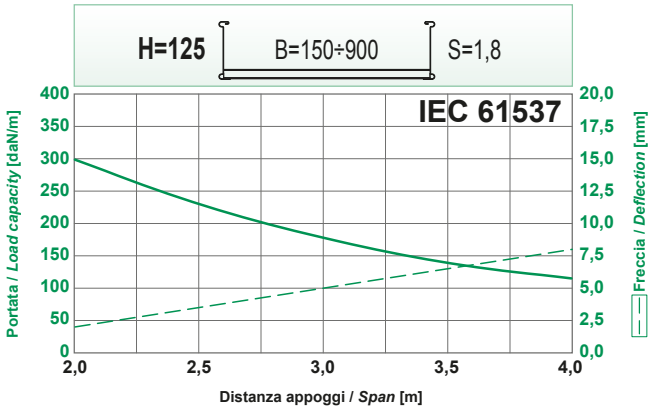

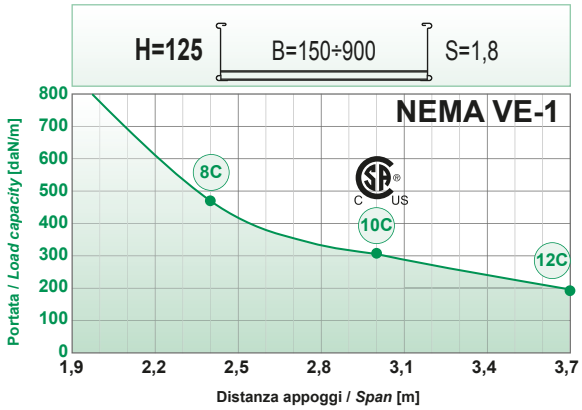

Le portate indicate sono relative ad elementi rettilinei di lunghezza maggiore o uguale alla distanza appoggi.
The load capacities shown concern straight elements with a length equal to or higher than the distance between supports.

Per maggiori dettagli sulla lettura dei grafici consultare pag. 20
For more details on how to read the graphs, please see page 20

NOTE	
	1 daN = 10 N = 1,0197 kg = 2.2481 lb
	1 m = 1.094 yd = 3.281 ft = 39.37 in



ELEMENTO RETTILINEO HP 2.22A AGGRAFFATO - L= 3000 mm *HP 2.22A clinched straight element*

02

S

I

Y

Z



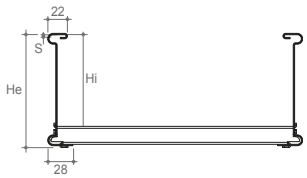

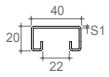

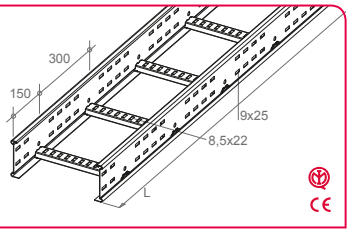

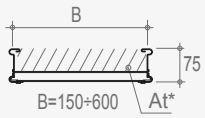

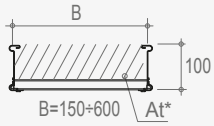

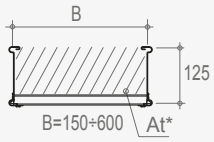

* At: sezione utile / Useful cross-section

S I Y	Codice/ Code	S mm	A kg/m	B mm	He mm	Hi mm	L mm	S1 mm	At cm²	A kg/m	S mm	Z	Codice/ Code
C2 ¤	02S3C150HH10	1,2	2,90	150	75	55	3000	1,2	82	3,12	1,2	C2 Z	02S3C150HH10
C2 ¤	02S3C200HH10	1,2	3,04	200	75	55	3000	1,2	110	3,27	1,2	C2 Z	02S3C200HH10
C2 ¤	02S3C300HH10	1,2	3,32	300	75	55	3000	1,2	165	3,57	1,2	C2 Z	02S3C300HH10
C2 ¤	02S3C400HH10	1,2	3,60	400	75	55	3000	1,2	220	3,87	1,2	C2 Z	02S3C400HH10
C2 ¤	02S3C450HH10	1,2	3,74	450	75	55	3000	1,2	247	4,02	1,2	C2 Z	02S3C450HH10
C2 ¤	02S3C500HH10	1,2	3,88	500	75	55	3000	1,2	275	4,18	1,2	C2 Z	02S3C500HH10
C2 ¤	02S3C600HH10	1,2	4,17	600	75	55	3000	1,2	330	4,48	1,2	C2 Z	02S3C600HH10
C2 ¤	02S3C450KH10	1,5	4,34	450	75	55	3000	1,2	247	4,60	1,5	C2 Z	02S3C450KH10
C2 ¤	02S3C500KH10	1,5	4,48	500	75	55	3000	1,2	275	4,75	1,5	C2 Z	02S3C500KH10
C2 ¤	02S3C600KH10	1,5	4,76	600	75	55	3000	1,2	330	5,05	1,5	C2 Z	02S3C600KH10
C2 ¤	02S3D150HH10	1,2	3,31	150	100	80	3000	1,2	120	3,56	1,2	C2 Z	02S3D150HH10
C2 ¤	02S3D200HH10	1,2	3,45	200	100	80	3000	1,2	160	3,71	1,2	C2 Z	02S3D200HH10
C2 ¤	02S3D300HH10	1,2	3,74	300	100	80	3000	1,2	240	4,02	1,2	C2 Z	02S3D300HH10
C2 ¤	02S3D400HH10	1,2	4,02	400	100	80	3000	1,2	320	4,32	1,2	C2 Z	02S3D400HH10
C2 ¤	02S3D450HH10	1,2	4,16	450	100	80	3000	1,2	360	4,47	1,2	C2 Z	02S3D450HH10
C2 ¤	02S3D500HH10	1,2	4,30	500	100	80	3000	1,2	400	4,62	1,2	C2 Z	02S3D500HH10
C2 ¤	02S3D600HH10	1,2	4,58	600	100	80	3000	1,2	480	4,93	1,2	C2 Z	02S3D600HH10
C2 ¤	02S3D450KH10	1,5	4,86	450	100	80	3000	1,2	360	5,15	1,5	C2 Z	02S3D450KH10
C2 ¤	02S3D500KH10	1,5	5,00	500	100	80	3000	1,2	400	5,30	1,5	C2 Z	02S3D500KH10
C2 ¤	02S3D600KH10	1,5	5,28	600	100	80	3000	1,2	480	5,60	1,5	C2 Z	02S3D600KH10
C2 ¤	02S3E150HH10	1,2	3,78	150	125	105	3000	1,2	157	4,07	1,2	C2 Z	02S3E150HH10
C2 ¤	02S3E200HH10	1,2	3,93	200	125	105	3000	1,2	210	4,22	1,2	C2 Z	02S3E200HH10
C2 ¤	02S3E300HH10	1,2	4,21	300	125	105	3000	1,2	315	4,52	1,2	C2 Z	02S3E300HH10
C2 ¤	02S3E400HH10	1,2	4,49	400	125	105	3000	1,2	420	4,83	1,2	C2 Z	02S3E400HH10
C2 ¤	02S3E450HH10	1,2	4,63	450	125	105	3000	1,2	472	4,98	1,2	C2 Z	02S3E450HH10
C2 ¤	02S3E500HH10	1,2	4,77	500	125	105	3000	1,2	525	5,13	1,2	C2 Z	02S3E500HH10
C2 ¤	02S3E600HH10	1,2	5,05	600	125	105	3000	1,2	630	5,43	1,2	C2 Z	02S3E600HH10
C2 ¤	02S3E450KH10	1,5	5,44	450	125	105	3000	1,2	472	5,77	1,5	C2 Z	02S3E450KH10
C2 ¤	02S3E500KH10	1,5	5,59	500	125	105	3000	1,2	525	5,92	1,5	C2 Z	02S3E500KH10
C2 ¤	02S3E600KH10	1,5	5,87	600	125	105	3000	1,2	630	6,22	1,5	C2 Z	02S3E600KH10

Lunghezza personalizzabile / *Possible customized length*

¤ Scegli il materiale/ *Choose the material*

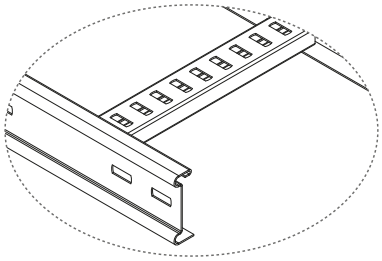

H=75 mm

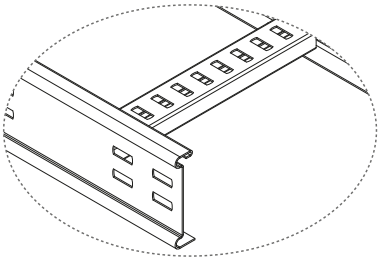

H=100 mm

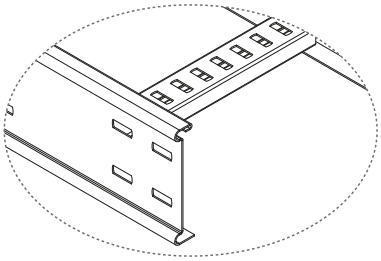

H=125 mm

ELEMENTO RETTILINEO HP 2.22S SALDATO - L= 3000 mm *HP 2.22S welded straight element*

01

J

N

Z



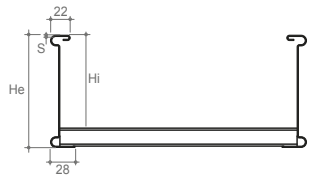

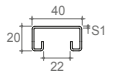

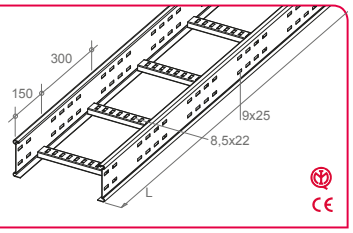

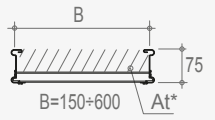

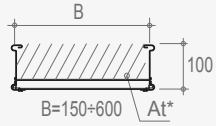

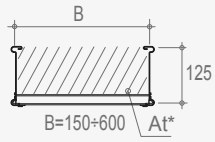

* At: sezione utile / Useful cross-section

J	N	Codice/ Code	S mm	⚖ kg/m	B mm	He mm	Hi mm	L mm	S1 mm	At cm²	⚖ kg/m	S mm	Z	Codice/ Code
C2	¤	01S3C150HH10	1,2	2,90	150	75	55	3000	1,2	82	3,12	1,2	C2 Z	01S3C150HH10
C2	¤	01S3C200HH10	1,2	3,04	200	75	55	3000	1,2	110	3,27	1,2	C2 Z	01S3C200HH10
C2	¤	01S3C300HH10	1,2	3,32	300	75	55	3000	1,2	165	3,57	1,2	C2 Z	01S3C300HH10
C2	¤	01S3C400HH10	1,2	3,60	400	75	55	3000	1,2	220	3,87	1,2	C2 Z	01S3C400HH10
C2	¤	01S3C450HH10	1,2	3,74	450	75	55	3000	1,2	247	4,02	1,2	C2 Z	01S3C450HH10
C2	¤	01S3C500HH10	1,2	3,88	500	75	55	3000	1,2	275	4,18	1,2	C2 Z	01S3C500HH10
C2	¤	01S3C600HH10	1,2	4,17	600	75	55	3000	1,2	330	4,48	1,2	C2 Z	01S3C600HH10
C2	¤	01S3D150HH10	1,2	3,31	150	100	80	3000	1,2	120	3,56	1,2	C2 Z	01S3D150HH10
C2	¤	01S3D200HH10	1,2	3,45	200	100	80	3000	1,2	160	3,71	1,2	C2 Z	01S3D200HH10
C2	¤	01S3D300HH10	1,2	3,74	300	100	80	3000	1,2	240	4,02	1,2	C2 Z	01S3D300HH10
C2	¤	01S3D400HH10	1,2	4,02	400	100	80	3000	1,2	320	4,32	1,2	C2 Z	01S3D400HH10
C2	¤	01S3D450HH10	1,2	4,16	450	100	80	3000	1,2	360	4,47	1,2	C2 Z	01S3D450HH10
C2	¤	01S3D500HH10	1,2	4,30	500	100	80	3000	1,2	400	4,62	1,2	C2 Z	01S3D500HH10
C2	¤	01S3D600HH10	1,2	4,58	600	100	80	3000	1,2	480	4,93	1,2	C2 Z	01S3D600HH10
C2	¤	01S3E150HH10	1,2	3,78	150	125	105	3000	1,2	157	4,07	1,2	C2 Z	01S3E150HH10
C2	¤	01S3E200HH10	1,2	3,93	200	125	105	3000	1,2	210	4,22	1,2	C2 Z	01S3E200HH10
C2	¤	01S3E300HH10	1,2	4,21	300	125	105	3000	1,2	315	4,52	1,2	C2 Z	01S3E300HH10
C2	¤	01S3E400HH10	1,2	4,49	400	125	105	3000	1,2	420	4,83	1,2	C2 Z	01S3E400HH10
C2	¤	01S3E450HH10	1,2	4,63	450	125	105	3000	1,2	472	4,98	1,2	C2 Z	01S3E450HH10
C2	¤	01S3E500HH10	1,2	4,77	500	125	105	3000	1,2	525	5,13	1,2	C2 Z	01S3E500HH10
C2	¤	01S3E600HH10	1,2	5,05	600	125	105	3000	1,2	630	5,43	1,2	C2 Z	01S3E600HH10

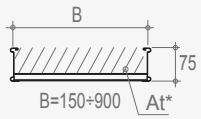

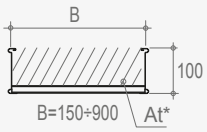

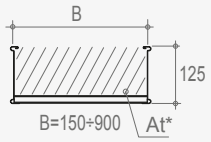

* At: sezione utile / Useful cross-section

J	N	Codice/ Code	S mm	⚖ kg/m	B mm	He mm	Hi mm	L mm	S1 mm	At cm²	⚖ kg/m	S mm	Z	Codice/ Code
C2	¤	01S3C150KH10	1,5	3,49	150	75	55	3000	1,2	82	3,70	1,5	C2 Z	01S3C150KH10
C2	¤	01S3C200KH10	1,5	3,63	200	75	55	3000	1,2	110	3,85	1,5	C2 Z	01S3C200KH10
C2	¤	01S3C300KH10	1,5	3,91	300	75	55	3000	1,2	165	4,15	1,5	C2 Z	01S3C300KH10
C2	¤	01S3C400KH10	1,5	4,20	400	75	55	3000	1,2	220	4,45	1,5	C2 Z	01S3C400KH10
C2	¤	01S3C450KH10	1,5	4,34	450	75	55	3000	1,2	247	4,60	1,5	C2 Z	01S3C450KH10
C2	¤	01S3C500KH10	1,5	4,48	500	75	55	3000	1,2	275	4,75	1,5	C2 Z	01S3C500KH10
C2	¤	01S3C600KH10	1,5	4,76	600	75	55	3000	1,2	330	5,05	1,5	C2 Z	01S3C600KH10
C2	¤	01S3C700LK10	1,8	6,12	700	75	55	3000	1,5	385	6,43	1,8	C2 Z	01S3C700LK10
C2	¤	01S3C750LK10	1,8	6,30	750	75	55	3000	1,5	412	6,61	1,8	C2 Z	01S3C750LK10
C2	¤	01S3C800LK10	1,8	6,47	800	75	55	3000	1,5	440	6,80	1,8	C2 Z	01S3C800LK10
C2	¤	01S3C900LK10	1,8	6,82	900	75	55	3000	1,5	495	7,17	1,8	C2 Z	01S3C900LK10
C2	¤	01S3D150KH10	1,5	4,01	150	100	80	3000	1,2	120	4,25	1,5	C2 Z	01S3D150KH10
C2	¤	01S3D200KH10	1,5	4,15	200	100	80	3000	1,2	160	4,40	1,5	C2 Z	01S3D200KH10
C2	¤	01S3D300KH10	1,5	4,43	300	100	80	3000	1,2	240	4,70	1,5	C2 Z	01S3D300KH10
C2	¤	01S3D400KH10	1,5	4,72	400	100	80	3000	1,2	320	5,00	1,5	C2 Z	01S3D400KH10
C2	¤	01S3D450KH10	1,5	4,86	450	100	80	3000	1,2	360	5,15	1,5	C2 Z	01S3D450KH10
C2	¤	01S3D500KH10	1,5	5,00	500	100	80	3000	1,2	400	5,30	1,5	C2 Z	01S3D500KH10
C2	¤	01S3D600KH10	1,5	5,28	600	100	80	3000	1,2	480	5,60	1,5	C2 Z	01S3D600KH10
C2	¤	01S3D700LK10	1,8	6,74	700	100	80	3000	1,5	560	7,08	1,8	C2 Z	01S3D700LK10
C2	¤	01S3D750LK10	1,8	6,92	750	100	80	3000	1,5	600	7,27	1,8	C2 Z	01S3D750LK10
C2	¤	01S3D800LK10	1,8	7,10	800	100	80	3000	1,5	640	7,45	1,8	C2 Z	01S3D800LK10
C2	¤	01S3D900LK10	1,8	7,45	900	100	80	3000	1,5	720	7,82	1,8	C2 Z	01S3D900LK10
C2	¤	01S3E150KH10	1,5	4,60	150	125	105	3000	1,2	157	4,88	1,5	C2 Z	01S3E150KH10
C2	¤	01S3E200KH10	1,5	4,74	200	125	105	3000	1,2	210	5,03	1,5	C2 Z	01S3E200KH10
C2	¤	01S3E300KH10	1,5	5,02	300	125	105	3000	1,2	315	5,33	1,5	C2 Z	01S3E300KH10
C2	¤	01S3E400KH10	1,5	5,30	400	125	105	3000	1,2	420	5,62	1,5	C2 Z	01S3E400KH10
C2	¤	01S3E450KH10	1,5	5,44	450	125	105	3000	1,2	472	5,77	1,5	C2 Z	01S3E450KH10
C2	¤	01S3E500KH10	1,5	5,59	500	125	105	3000	1,2	525	5,92	1,5	C2 Z	01S3E500KH10
C2	¤	01S3E600KH10	1,5	5,87	600	125	105	3000	1,2	630	6,22	1,5	C2 Z	01S3E600KH10
C2	¤	01S3E700LK10	1,8	7,45	700	125	105	3000	1,5	735	7,82	1,8	C2 Z	01S3E700LK10
C2	¤	01S3E750LK10	1,8	7,63	750	125	105	3000	1,5	787	8,01	1,8	C2 Z	01S3E750LK10
C2	¤	01S3E800LK10	1,8	7,80	800	125	105	3000	1,5	840	8,19	1,8	C2 Z	01S3E800LK10
C2	¤	01S3E900LK10	1,8	8,15	900	125	105	3000	1,5	945	8,56	1,8	C2 Z	01S3E900LK10

Lunghezza personalizzabile / *Possible customized length*

¤ Scegli il materiale/ *Choose the material*

STANDARD					
S	Zincato Sendzimir *Pre-galvanized Sendzimir*	I	Acciaio Inox AISI 304 *AISI 304 Stainless steel*	Y	Acciaio Inox AISI 316L *AISI 316L Stainless steel*
Z	Zincato a caldo dopo lavorazione *Hot-dip galvanized after manufacture*	J	AISI 304 Decontaminato *AISI 304 Decontamined*	N	AISI 316L Decontaminato *AISI 316L Decontamined*

VARIANT					
V	Sendzimir con Verniciatura RAL 5012 *Sendzimir with RAL 5012 Painted*	A	Lega di alluminio *Aluminium alloy*
W	Zinc. a c. con Verniciatura RAL 5012 *Hot-dip galv. with RAL 5012 Painted*	B	Lega di alluminio anodizzato *Aluminium alloy anodized*

COPERCHIO AUTOBLOCCANTE *Self-locking cover*

05G

S
I
Y
Z



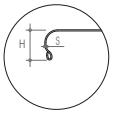

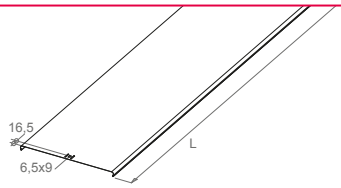

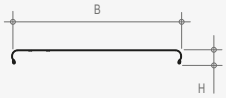

S I Y Codice/ Code	S mm	A kg/m	B mm	H mm	L mm	A kg/m	S mm	Z Codice/ Code
C2 ¤ 05G3P150B	0,6	0,99	150	15	3000	1,47	0,8	C2 Z 05G3P150D
C2 ¤ 05G3P200B	0,6	1,22	200	15	3000	1,82	0,8	C2 Z 05G3P200D
C2 ¤ 05G3P300B	0,6	1,70	300	15	3000	2,52	0,8	C2 Z 05G3P300D
C2 ¤ 05G3P400B	0,6	2,17	400	15	3000	3,22	0,8	C2 Z 05G3P400D
C2 ¤ 05G3P450D	0,8	3,20	450	15	3000	4,37	1,0	C2 Z 05G3P450F
C2 ¤ 05G3P500D	0,8	3,52	500	15	3000	4,79	1,0	C2 Z 05G3P500F
C2 ¤ 05G3P600D	0,8	4,14	600	15	3000	5,65	1,0	C2 Z 05G3P600F
C2 ¤ 05G2P700F	1,0	5,97	700	15	2000	7,70	1,2	C2 Z 05G2P700H
C2 ¤ 05G2P750F	1,0	6,36	750	15	2000	8,21	1,2	C2 Z 05G2P750H
C2 ¤ 05G2P800F	1,0	6,75	800	15	2000	8,71	1,2	C2 Z 05G2P800H
C2 ¤ 05G2P900F	1,0	7,54	900	15	2000	9,72	1,2	C2 Z 05G2P900H
C2 ¤ 05G3P150F	1,0	1,65	150	15	3000	1,80	1,0	C2 Z 05G3P150F
C2 ¤ 05G3P200F	1,0	2,04	200	15	3000	2,23	1,0	C2 Z 05G3P200F
C2 ¤ 05G3P300F	1,0	2,83	300	15	3000	3,08	1,0	C2 Z 05G3P300F
C2 ¤ 05G3P400F	1,0	3,61	400	15	3000	3,94	1,0	C2 Z 05G3P400F
C2 ¤ 05G3P450H	1,2	4,80	450	15	3000	5,17	1,2	C2 Z 05G3P450H
C2 ¤ 05G3P500H	1,2	5,28	500	15	3000	5,67	1,2	C2 Z 05G3P500H
C2 ¤ 05G3P600H	1,2	6,22	600	15	3000	6,69	1,2	C2 Z 05G3P600H
C2 ¤ 05G2P700K	1,5	8,95	700	15	2000	9,49	1,5	C2 Z 05G2P700K
C2 ¤ 05G2P750K	1,5	9,54	750	15	2000	10,11	1,5	C2 Z 05G2P750K
C2 ¤ 05G2P800K	1,5	10,13	800	15	2000	10,74	1,5	C2 Z 05G2P800K
C2 ¤ 05G2P900K	1,5	11,30	900	15	2000	11,99	1,5	C2 Z 05G2P900K

¤ Scegli il materiale/ *Choose the material*

COPERCHIO VENTILATO *Ventilated cover*

06N

S
I
Y
Z



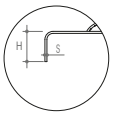

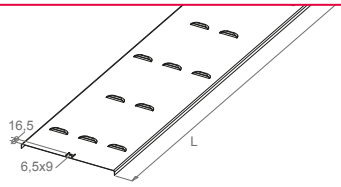

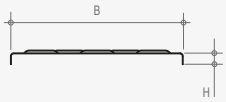

S I Y Codice/ Code	S mm	A kg/m	B mm	H mm	L mm	A kg/m	S mm	Z Codice/ Code
C2 ¤ 06N3P150F	1,0	1,57	150	15	3000	1,71	1,0	C2 Z 06N3P150F
C2 ¤ 06N3P200F	1,0	1,96	200	15	3000	2,14	1,0	C2 Z 06N3P200F
C2 ¤ 06N3P300F	1,0	2,75	300	15	3000	3,00	1,0	C2 Z 06N3P300F
C2 ¤ 06N3P400F	1,0	3,53	400	15	3000	3,85	1,0	C2 Z 06N3P400F
C2 ¤ 06N3P450H	1,2	4,71	450	15	3000	5,07	1,2	C2 Z 06N3P450H
C2 ¤ 06N3P500H	1,2	5,18	500	15	3000	5,57	1,2	C2 Z 06N3P500H
C2 ¤ 06N3P600H	1,2	6,12	600	15	3000	6,58	1,2	C2 Z 06N3P600H
C2 ¤ 06N2P700K	1,5	8,83	700	15	2000	9,36	1,5	C2 Z 06N2P700K
C2 ¤ 06N2P750K	1,5	9,42	750	15	2000	9,99	1,5	C2 Z 06N2P750K
C2 ¤ 06N2P800K	1,5	10,01	800	15	2000	10,61	1,5	C2 Z 06N2P800K
C2 ¤ 06N2P900K	1,5	11,19	900	15	2000	11,86	1,5	C2 Z 06N2P900K

¤ Scegli il materiale/ *Choose the material*

STANDARD					
S	Zincato Sendzimir *Pre-galvanized Sendzimir*	I	Acciaio Inox AISI 304 *AISI 304 Stainless steel*	Y	Acciaio Inox AISI 316L *AISI 316L Stainless steel*
Z	Zincato a caldo dopo lavorazione *Hot-dip galvanized after manufacture*	J	AISI 304 Decontaminato *AISI 304 Decontamined*	N	AISI 316L Decontaminato *AISI 316L Decontamined*

VARIANT			
V	Sendzimir con Verniciatura RAL 5012 *Sendzimir with RAL 5012 Painted*	A	Lega di alluminio *Aluminium alloy*
W	Zinc. a c. con Verniciatura RAL 5012 *Hot-dip galv. with RAL 5012 Painted*	B	Lega di alluminio anodizzato *Aluminium alloy anodized*

COPERCHIO A SPIOVENTE *Weathered cover*

07N

S

I

Y

Z



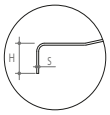

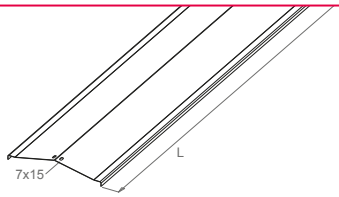

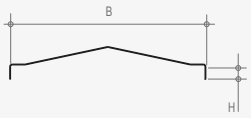

S I Y	Codice/ Code	S mm	⚖ kg/m	B mm	H mm	L mm				⚖ kg/m	S mm	Z	Codice/ Code
C2 ¤	07N3P150F	1,0	1,60	150	15	3000				1,74	1,0	C2 Z	07N3P150F
C2 ¤	07N3P200F	1,0	2,00	200	15	3000				2,18	1,0	C2 Z	07N3P200F
C2 ¤	07N3P300F	1,0	2,80	300	15	3000				3,05	1,0	C2 Z	07N3P300F
C2 ¤	07N3P400F	1,0	3,60	400	15	3000				3,93	1,0	C2 Z	07N3P400F
C2 ¤	07N3P450H	1,2	4,80	450	15	3000				5,17	1,2	C2 Z	07N3P450H
C2 ¤	07N3P500H	1,2	5,29	500	15	3000				5,68	1,2	C2 Z	07N3P500H
C2 ¤	07N3P600H	1,2	6,25	600	15	3000				6,72	1,2	C2 Z	07N3P600H
C2 ¤	07N2P700K	1,5	9,02	700	15	2000				9,56	1,5	C2 Z	07N2P700K
C2 ¤	07N2P750K	1,5	9,62	750	15	2000				10,20	1,5	C2 Z	07N2P750K
C2 ¤	07N2P800K	1,5	10,22	800	15	2000				10,84	1,5	C2 Z	07N2P800K
C2 ¤	07N2P900K	1,5	11,42	900	15	2000				12,11	1,5	C2 Z	07N2P900K

¤ Scegli il materiale/ *Choose the material*

ESEMPI DI MONTAGGIO *Installation examples*

01 02 *Elemento rettilineo - Straight element*

05G 06N 07N *Coperchio - Cover*

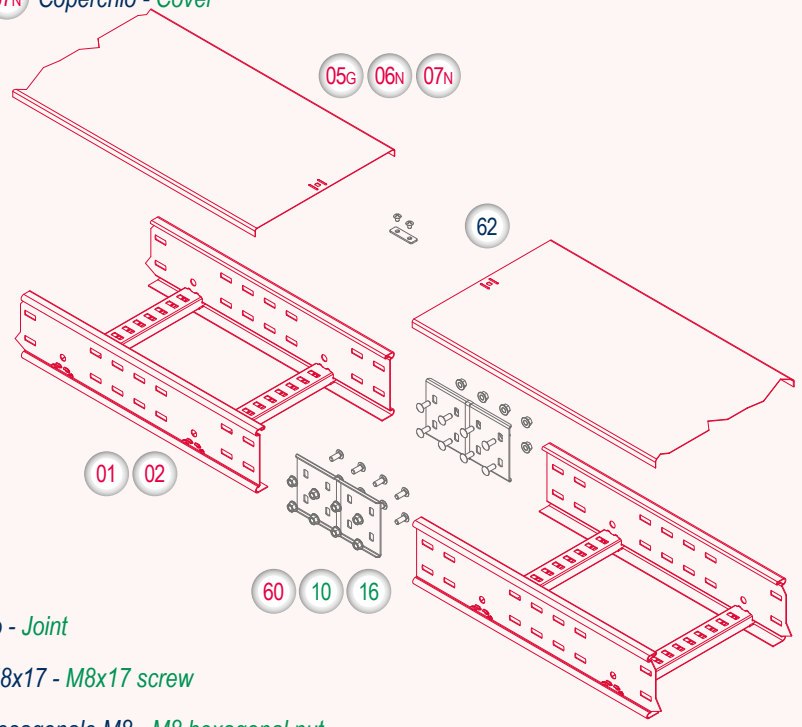

60 *Giunto - Joint*

10 *Vite M8x17 - M8x17 screw*

16 *Dado esagonale M8 - M8 hexagonal nut*

62 *Barretta di terra per colleg. equipotenziale coperchi - Earthing bar for covers equipotential connection*

STANDARD						
	S	Zincato Sendzimir *Pre-galvanized Sendzimir*	I	Acciaio Inox AISI 304 *AISI 304 Stainless steel*	Y	Acciaio Inox AISI 316L *AISI 316L Stainless steel*
	Z	Zincato a caldo dopo lavorazione *Hot-dip galvanized after manufacture*	J	AISI 304 Decontaminato *AISI 304 Decontamined*	N	AISI 316L Decontaminato *AISI 316L Decontamined*

VARIANT				
V	Sendzimir con Verniciatura RAL 5012 *Sendzimir with RAL 5012 Painted*	A	Lega di alluminio *Aluminium alloy*
W	Zinc. a c. con Verniciatura RAL 5012 *Hot-dip galv. with RAL 5012 Painted*	B	Lega di alluminio anodizzato *Aluminium alloy anodized*

PROFILO DIVISORIO PER ELEMENTI RETTILINEI *Separator for straight elements*

50

S

I

Y

Z

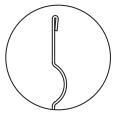

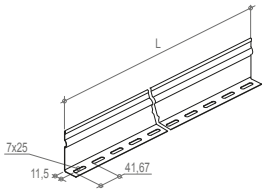

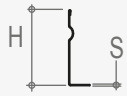

S I Y	Codice/ Code	S mm	A kg/m	B mm	H mm	L mm				A kg/m	S mm	Z	Codice/ Code
C2 ¤	50G3B025D	0,8	0,54	27	48	3000				0,60	0,8	C2 Z	50G3B025D
C2 ¤	50G3C025D	0,8	0,70	27	74	3000				0,78	0,8	C2 Z	50G3C025D
C2 ¤	50G3D025D	0,8	0,85	27	98	3000				0,95	0,8	C2 Z	50G3D025D
C2 ¤	50G3B025F	1,0	0,68	27	48	3000				0,74	1,0	C2 Z	50G3B025F
C2 ¤	50G3C025F	1,0	0,87	27	74	3000				0,95	1,0	C2 Z	50G3C025F
C2 ¤	50G3D025F	1,0	1,07	27	98	3000				1,16	1,0	C2 Z	50G3D025F

¤ Scegli il materiale/ *Choose the material*

PROFILO DIVISORIO PER ACCESSORI ORIZZONTALI *Separator for horizontal accessories*

52

S

I

Y

Z



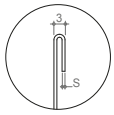

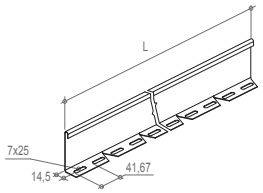

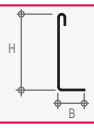

S I Y	Codice/ Code	S mm	A kg/m	B mm	H mm	L mm				A kg/m	S mm	Z	Codice/ Code
C2 ¤	52D3B025D	0,8	0,51	27	48	3000				0,70	1,0	C2 Z	52D3B025F
C2 ¤	52D3C025D	0,8	0,67	27	74	3000				0,91	1,0	C2 Z	52D3C025F
C2 ¤	52D3D025D	0,8	0,83	27	98	3000				1,12	1,0	C2 Z	52D3D025F

¤ Scegli il materiale/ *Choose the material*

STANDARD						
S	Zincato Sendzimir *Pre-galvanized Sendzimir*	I	Acciaio Inox AISI 304 *AISI 304 Stainless steel*	Y	Acciaio Inox AISI 316L *AISI 316L Stainless steel*
Z	Zincato a caldo dopo lavorazione *Hot-dip galvanized after manufacture*	J	AISI 304 Decontaminato *AISI 304 Decontamined*	N	AISI 316L Decontaminato *AISI 316L Decontamined*

VARIANT			
V	Sendzimir con Verniciatura RAL 5012 *Sendzimir with RAL 5012 Painted*	A	Lega di alluminio *Aluminium alloy*
W	Zinc. a c. con Verniciatura RAL 5012 *Hot-dip galv. with RAL 5012 Painted*	B	Lega di alluminio anodizzato *Aluminium alloy anodized*

FONDO IN LAMIERA FORATA - L= 3000 mm *Perforated sheet steel bottom*

09

S

I

Y

Z



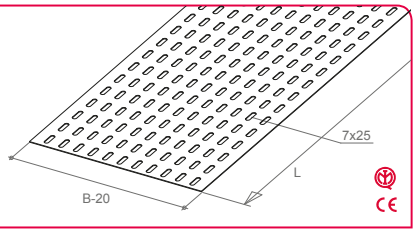

S I Y Codice/ Code	S mm	A kg/m	B mm		L mm				A kg/m	S mm	Z Codice/ Code
C2 ¤ 09X3X150F	1,0	0,95	150		3000				0,98	1,0	C2 Z 09X3X150F
C2 ¤ 09X3X200F	1,0	1,28	200		3000				1,31	1,0	C2 Z 09X3X200F
C2 ¤ 09X3X300F	1,0	1,94	300		3000				1,97	1,0	C2 Z 09X3X300F
C2 ¤ 09X3X400F	1,0	2,60	400		3000				2,63	1,0	C2 Z 09X3X400F
C2 ¤ 09X3X450F	1,0	2,93	450		3000				2,96	1,0	C2 Z 09X3X450F
C2 ¤ 09X3X500F	1,0	3,27	500		3000				3,29	1,0	C2 Z 09X3X500F
C2 ¤ 09X3X600F	1,0	3,93	600		3000				3,95	1,0	C2 Z 09X3X600F
C2 ¤ 09X3X700K	1,5	6,88	700		3000				6,92	1,5	C2 Z 09X3X700K
C2 ¤ 09X3X750K	1,5	7,37	750		3000				7,41	1,5	C2 Z 09X3X750K
C2 ¤ 09X3X800K	1,5	7,87	800		3000				7,91	1,5	C2 Z 09X3X800K
C2 ¤ 09X3X900K	1,5	8,87	900		3000				8,91	1,5	C2 Z 09X3X900K

¤ Scegli il materiale/ *Choose the material*

HP 2.22

ESEMPI DI MONTAGGIO *Installation examples*

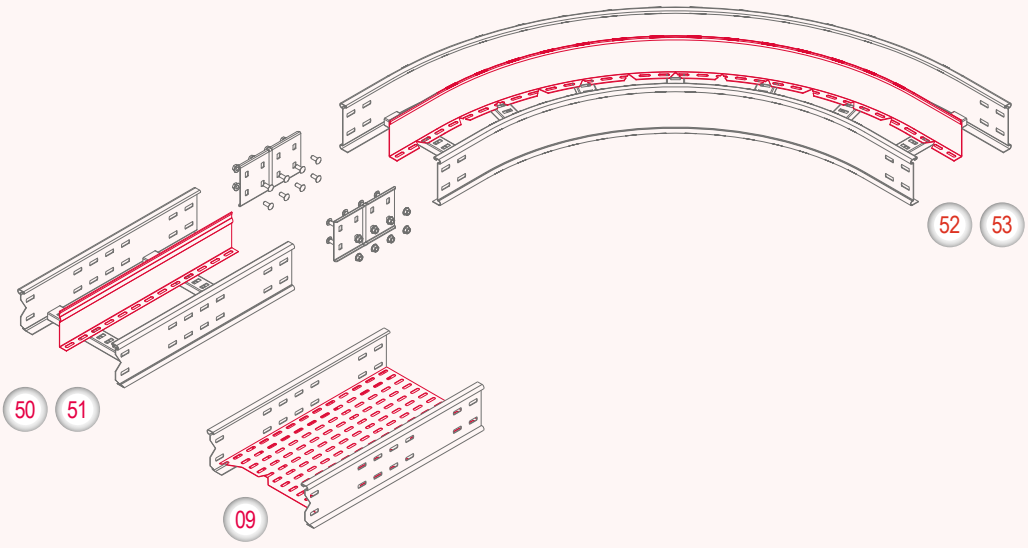

09 *Fondo in lamiera forata - Perforated sheet steel bottom*

50 51 *Profilo divisorio per elementi rettilinei - Separator for straight elements*

52 53 *Profilo divisorio per accessori orizzontali - Separator for horizontal accessories*

STANDARD						
	S	Zincato Sendzimir *Pre-galvanized Sendzimir*	I	Acciaio Inox AISI 304 *AISI 304 Stainless steel*	Y	Acciaio Inox AISI 316L *AISI 316L Stainless steel*
	Z	Zincato a caldo dopo lavorazione *Hot-dip galvanized after manufacture*	J	AISI 304 Decontaminato *AISI 304 Decontamined*	N	AISI 316L Decontaminato *AISI 316L Decontamined*

VARIANT				
V	Sendzimir con Verniciatura RAL 5012 *Sendzimir with RAL 5012 Painted*	A	Lega di alluminio *Aluminium alloy*
W	Zinc. a c. con Verniciatura RAL 5012 *Hot-dip galv. with RAL 5012 Painted*	B	Lega di alluminio anodizzato *Aluminium alloy anodized*

CURVA PIANA A 90° R=300 mm *90° horizontal bend*

10S S I/J Y/N Z

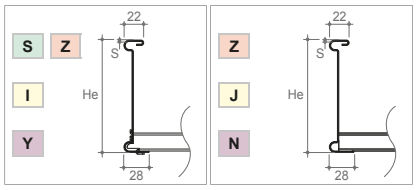

Aggraffata / *Clinched* Saldata / *Welded*

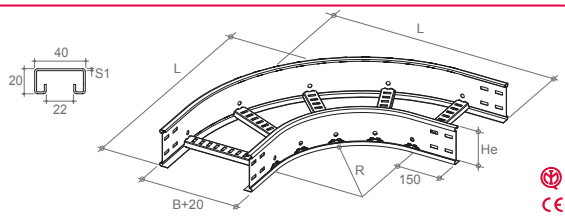

B ≥ 700 solo saldata/ *B ≥ 700 olny welded*

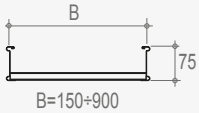

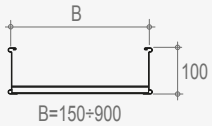

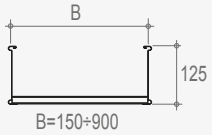

S I/J Y/N	Codice/ Code	S mm	Δ kg/pz	B mm	He mm	R mm	S1 mm	L mm	Δ kg/pz	S mm	Z	Codice/ Code
C2 ¤	10S3C150HH	1,2	2,63	150	75	300	1,2	610	2,83	1,2	C2 Z	10S3C150HH
C2 ¤	10S3C200HH	1,2	3,03	200	75	300	1,2	660	3,25	1,2	C2 Z	10S3C200HH
C2 ¤	10S3C300HH	1,2	3,56	300	75	300	1,2	760	3,83	1,2	C2 Z	10S3C300HH
C2 ¤	10S3C400HH	1,2	4,44	400	75	300	1,2	860	4,77	1,2	C2 Z	10S3C400HH
C2 ¤	10S3C450HH	1,2	4,75	450	75	300	1,2	910	5,11	1,2	C2 Z	10S3C450HH
C2 ¤	10S3C500HH	1,2	5,06	500	75	300	1,2	960	5,44	1,2	C2 Z	10S3C500HH
C2 ¤	10S3C600HH	1,2	5,68	600	75	300	1,2	1060	6,11	1,2	C2 Z	10S3C600HH
C2 ¤	10S3C700LK	1,8	9,38	700	75	300	1,5	1160	9,85	1,8	C2 Z	10S3C700LK
C2 ¤	10S3C750LK	1,8	9,84	750	75	300	1,5	1210	10,34	1,8	C2 Z	10S3C750LK
C2 ¤	10S3C800LK	1,8	10,30	800	75	300	1,5	1260	10,82	1,8	C2 Z	10S3C800LK
C2 ¤	10S3C900LK	1,8	12,18	900	75	300	1,5	1360	12,80	1,8	C2 Z	10S3C900LK
C2 ¤	10S3D150HH	1,2	3,05	150	100	300	1,2	610	3,28	1,2	C2 Z	10S3D150HH
C2 ¤	10S3D200HH	1,2	3,46	200	100	300	1,2	660	3,72	1,2	C2 Z	10S3D200HH
C2 ¤	10S3D300HH	1,2	4,04	300	100	300	1,2	760	4,34	1,2	C2 Z	10S3D300HH
C2 ¤	10S3D400HH	1,2	4,95	400	100	300	1,2	860	5,32	1,2	C2 Z	10S3D400HH
C2 ¤	10S3D450HH	1,2	5,28	450	100	300	1,2	910	5,68	1,2	C2 Z	10S3D450HH
C2 ¤	10S3D500HH	1,2	5,61	500	100	300	1,2	960	6,03	1,2	C2 Z	10S3D500HH
C2 ¤	10S3D600HH	1,2	6,27	600	100	300	1,2	1060	6,74	1,2	C2 Z	10S3D600HH
C2 ¤	10S3D700LK	1,8	10,31	700	100	300	1,5	1160	10,83	1,8	C2 Z	10S3D700LK
C2 ¤	10S3D750LK	1,8	10,80	750	100	300	1,5	1210	11,35	1,8	C2 Z	10S3D750LK
C2 ¤	10S3D800LK	1,8	11,29	800	100	300	1,5	1260	11,86	1,8	C2 Z	10S3D800LK
C2 ¤	10S3D900LK	1,8	13,23	900	100	300	1,5	1360	13,89	1,8	C2 Z	10S3D900LK
C2 ¤	10S3E150HH	1,2	3,47	150	125	300	1,2	610	3,73	1,2	C2 Z	10S3E150HH
C2 ¤	10S3E200HH	1,2	3,90	200	125	300	1,2	660	4,20	1,2	C2 Z	10S3E200HH
C2 ¤	10S3E300HH	1,2	4,51	300	125	300	1,2	760	4,85	1,2	C2 Z	10S3E300HH
C2 ¤	10S3E400HH	1,2	5,46	400	125	300	1,2	860	5,87	1,2	C2 Z	10S3E400HH
C2 ¤	10S3E450HH	1,2	5,81	450	125	300	1,2	910	6,25	1,2	C2 Z	10S3E450HH
C2 ¤	10S3E500HH	1,2	6,16	500	125	300	1,2	960	6,62	1,2	C2 Z	10S3E500HH
C2 ¤	10S3E600HH	1,2	6,85	600	125	300	1,2	1060	7,37	1,2	C2 Z	10S3E600HH
C2 ¤	10S3E700LK	1,8	11,24	700	125	300	1,5	1160	11,81	1,8	C2 Z	10S3E700LK
C2 ¤	10S3E750LK	1,8	11,76	750	125	300	1,5	1210	12,35	1,8	C2 Z	10S3E750LK
C2 ¤	10S3E800LK	1,8	12,28	800	125	300	1,5	1260	12,90	1,8	C2 Z	10S3E800LK
C2 ¤	10S3E900LK	1,8	14,27	900	125	300	1,5	1360	14,99	1,8	C2 Z	10S3E900LK

¤ Scegli il materiale/ *Choose the material*

COPERCHIO *Cover*

10N S I Y Z

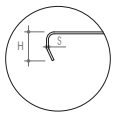

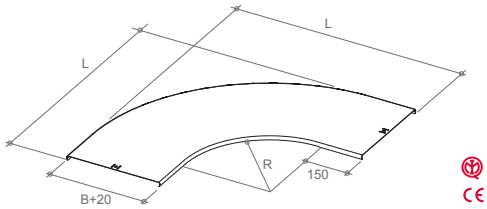



S I Y	Codice/ Code	S mm	Δ kg/pz	B mm	H mm	R mm	L mm	Δ kg/pz	S mm	Z	Codice/ Code
C2 ¤	10N3P150F	1,0	1,51	150	15	300	610	1,64	1,0	C2 Z	10N3P150F
C2 ¤	10N3P200F	1,0	1,94	200	15	300	660	2,11	1,0	C2 Z	10N3P200F
C2 ¤	10N3P300F	1,0	2,89	300	15	300	760	3,15	1,0	C2 Z	10N3P300F
C2 ¤	10N3P400F	1,0	3,97	400	15	300	860	4,33	1,0	C2 Z	10N3P400F
C2 ¤	10N3P450F	1,0	4,56	450	15	300	910	4,97	1,0	C2 Z	10N3P450F
C2 ¤	10N3P500F	1,0	5,17	500	15	300	960	5,64	1,0	C2 Z	10N3P500F
C2 ¤	10N3P600F	1,0	6,50	600	15	300	1060	7,08	1,0	C2 Z	10N3P600F
C2 ¤	10N3P700K	1,5	11,92	700	15	300	1160	12,63	1,5	C2 Z	10N3P700K
C2 ¤	10N3P750K	1,5	13,07	750	15	300	1210	13,86	1,5	C2 Z	10N3P750K
C2 ¤	10N3P800K	1,5	14,27	800	15	300	1260	15,13	1,5	C2 Z	10N3P800K
C2 ¤	10N3P900K	1,5	16,81	900	15	300	1360	17,83	1,5	C2 Z	10N3P900K

¤ Scegli il materiale/ *Choose the material*

STANDARD							
	S	Zincato Sendzimir *Pre-galvanized Sendzimir*	I	Acciaio Inox AISI 304 *AISI 304 Stainless steel*	Y	Acciaio Inox AISI 316L *AISI 316L Stainless steel*
	Z	Zincato a caldo dopo lavorazione *Hot-dip galvanized after manufacture*	J	AISI 304 Decontaminato *AISI 304 Decontamined*	N	AISI 316L Decontaminato *AISI 316L Decontamined*

VARIANT				
	V	Sendzimir con Verniciatura RAL 5012 *Sendzimir with RAL 5012 Painted*	A	Lega di alluminio *Aluminium alloy*
	W	Zinc. a c. con Verniciatura RAL 5012 *Hot-dip galv. with RAL 5012 Painted*	B	Lega di alluminio anodizzato *Aluminium alloy anodized*

CURVA PIANA A 45° R=300 mm *45° horizontal bend*

11S S I/J Y/N Z

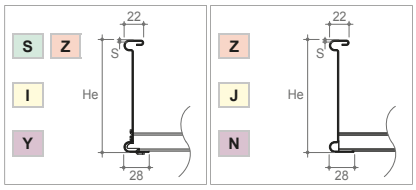

Aggraffata / *Clinched* Saldata / *Welded*

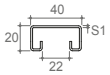

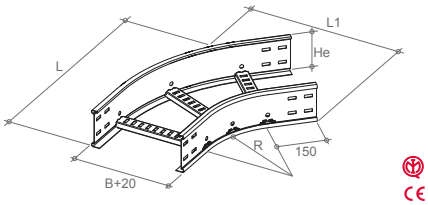

B ≥ 700 solo saldata/ *B ≥ 700 olny welded*

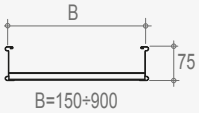

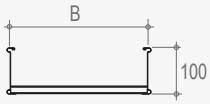

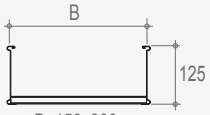

S I/J Y/N	Codice/ Code	S mm	kg/pz	B mm	He mm	R mm	S1 mm	L mm	L1 mm	kg/pz	S mm	Z	Codice/ Code
C2 ¤	11S3C150HH	1,2	1,76	150	75	300	1,2	585	360	1,89	1,2	C2 Z	11S3C150HH
C2 ¤	11S3C200HH	1,2	2,06	200	75	300	1,2	620	410	2,22	1,2	C2 Z	11S3C200HH
C2 ¤	11S3C300HH	1,2	2,42	300	75	300	1,2	690	510	2,60	1,2	C2 Z	11S3C300HH
C2 ¤	11S3C400HH	1,2	2,77	400	75	300	1,2	760	610	2,98	1,2	C2 Z	11S3C400HH
C2 ¤	11S3C450HH	1,2	2,94	450	75	300	1,2	795	660	3,17	1,2	C2 Z	11S3C450HH
C2 ¤	11S3C500HH	1,2	3,12	500	75	300	1,2	830	710	3,36	1,2	C2 Z	11S3C500HH
C2 ¤	11S3C600HH	1,2	3,47	600	75	300	1,2	900	810	3,74	1,2	C2 Z	11S3C600HH
C2 ¤	11S3C700LK	1,8	5,99	700	75	300	1,5	970	910	6,29	1,8	C2 Z	11S3C700LK
C2 ¤	11S3C750LK	1,8	6,27	750	75	300	1,5	1005	960	6,59	1,8	C2 Z	11S3C750LK
C2 ¤	11S3C800LK	1,8	6,56	800	75	300	1,5	1040	1010	6,89	1,8	C2 Z	11S3C800LK
C2 ¤	11S3C900LK	1,8	7,13	900	75	300	1,5	1110	1110	7,49	1,8	C2 Z	11S3C900LK
C2 ¤	11S3D150HH	1,2	2,04	150	100	300	1,2	585	360	2,19	1,2	C2 Z	11S3D150HH
C2 ¤	11S3D200HH	1,2	2,35	200	100	300	1,2	620	410	2,53	1,2	C2 Z	11S3D200HH
C2 ¤	11S3D300HH	1,2	2,72	300	100	300	1,2	690	510	2,93	1,2	C2 Z	11S3D300HH
C2 ¤	11S3D400HH	1,2	3,09	400	100	300	1,2	760	610	3,33	1,2	C2 Z	11S3D400HH
C2 ¤	11S3D450HH	1,2	3,28	450	100	300	1,2	795	660	3,53	1,2	C2 Z	11S3D450HH
C2 ¤	11S3D500HH	1,2	3,47	500	100	300	1,2	830	710	3,73	1,2	C2 Z	11S3D500HH
C2 ¤	11S3D600HH	1,2	3,84	600	100	300	1,2	900	810	4,13	1,2	C2 Z	11S3D600HH
C2 ¤	11S3D700LK	1,8	6,56	700	100	300	1,5	970	910	6,89	1,8	C2 Z	11S3D700LK
C2 ¤	11S3D750LK	1,8	6,86	750	100	300	1,5	1005	960	7,21	1,8	C2 Z	11S3D750LK
C2 ¤	11S3D800LK	1,8	7,16	800	100	300	1,5	1040	1010	7,52	1,8	C2 Z	11S3D800LK
C2 ¤	11S3D900LK	1,8	7,76	900	100	300	1,5	1110	1110	8,15	1,8	C2 Z	11S3D900LK
C2 ¤	11S3E150HH	1,2	2,32	150	125	300	1,2	585	360	2,49	1,2	C2 Z	11S3E150HH
C2 ¤	11S3E200HH	1,2	2,64	200	125	300	1,2	620	410	2,84	1,2	C2 Z	11S3E200HH
C2 ¤	11S3E300HH	1,2	3,03	300	125	300	1,2	690	510	3,26	1,2	C2 Z	11S3E300HH
C2 ¤	11S3E400HH	1,2	3,42	400	125	300	1,2	760	610	3,68	1,2	C2 Z	11S3E400HH
C2 ¤	11S3E450HH	1,2	3,62	450	125	300	1,2	795	660	3,89	1,2	C2 Z	11S3E450HH
C2 ¤	11S3E500HH	1,2	3,81	500	125	300	1,2	830	710	4,10	1,2	C2 Z	11S3E500HH
C2 ¤	11S3E600HH	1,2	4,20	600	125	300	1,2	900	810	4,52	1,2	C2 Z	11S3E600HH
C2 ¤	11S3E700LK	1,8	7,14	700	125	300	1,5	970	910	7,49	1,8	C2 Z	11S3E700LK
C2 ¤	11S3E750LK	1,8	7,45	750	125	300	1,5	1005	960	7,82	1,8	C2 Z	11S3E750LK
C2 ¤	11S3E800LK	1,8	7,76	800	125	300	1,5	1040	1010	8,15	1,8	C2 Z	11S3E800LK
C2 ¤	11S3E900LK	1,8	8,38	900	125	300	1,5	1110	1110	8,81	1,8	C2 Z	11S3E900LK

¤ Scegli il materiale/ *Choose the material*

COPERCHIO *Cover*

11N S I Y Z

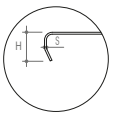

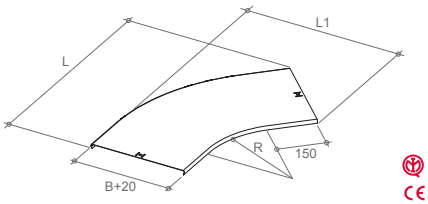



S I Y	Codice/ Code	S mm	kg/pz	B mm	H mm	R mm		L mm	L1 mm	kg/pz	S mm	Z	Codice/ Code
C2 ¤	11N3P150F	1,0	1,18	150	15	300		585	360	1,28	1,0	C2 Z	11N3P150F
C2 ¤	11N3P200F	1,0	1,44	200	15	300		620	410	1,57	1,0	C2 Z	11N3P200F
C2 ¤	11N3P300F	1,0	2,00	300	15	300		690	510	2,18	1,0	C2 Z	11N3P300F
C2 ¤	11N3P400F	1,0	2,61	400	15	300		760	610	2,85	1,0	C2 Z	11N3P400F
C2 ¤	11N3P450F	1,0	2,94	450	15	300		795	660	3,20	1,0	C2 Z	11N3P450F
C2 ¤	11N3P500F	1,0	3,27	500	15	300		830	710	3,57	1,0	C2 Z	11N3P500F
C2 ¤	11N3P600F	1,0	3,99	600	15	300		900	810	4,35	1,0	C2 Z	11N3P600F
C2 ¤	11N3P700K	1,5	7,13	700	15	300		970	910	7,56	1,5	C2 Z	11N3P700K
C2 ¤	11N3P750K	1,5	7,73	750	15	300		1005	960	8,20	1,5	C2 Z	11N3P750K
C2 ¤	11N3P800K	1,5	8,36	800	15	300		1040	1010	8,86	1,5	C2 Z	11N3P800K
C2 ¤	11N3P900K	1,5	9,66	900	15	300		1110	1110	10,24	1,5	C2 Z	11N3P900K

¤ Scegli il materiale/ *Choose the material*

STANDARD						
	S	Zincato Sendzimir *Pre-galvanized Sendzimir*	I	Acciaio Inox AISI 304 *AISI 304 Stainless steel*	Y	Acciaio Inox AISI 316L *AISI 316L Stainless steel*
	Z	Zincato a caldo dopo lavorazione *Hot-dip galvanized after manufacture*	J	AISI 304 Decontaminato *AISI 304 Decontamined*	N	AISI 316L Decontaminato *AISI 316L Decontamined*

VARIANT				
V	Sendzimir con Verniciatura RAL 5012 *Sendzimir with RAL 5012 Painted*	A	Lega di alluminio *Aluminium alloy*
W	Zinc. a c. con Verniciatura RAL 5012 *Hot-dip galv. with RAL 5012 Painted*	B	Lega di alluminio anodizzato *Aluminium alloy anodized*

DERIVAZIONE PIANA A "T" R=300 mm *Horizontal "T" derivation*

15S S I/J Y/N Z



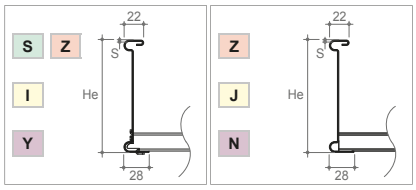

Aggraffata / *Clinched* Saldata / *Welded*

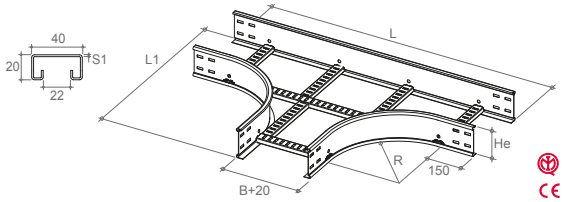

B ≥ 700 solo saldata/ *B ≥ 700 olny welded*

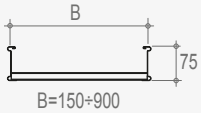

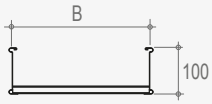

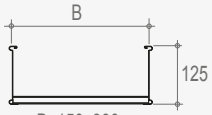

S I/J Y/N Codice/ Code	S mm	Δ kg/pz	B mm	He mm	R mm	S1 mm	L mm	L1 mm	Δ kg/pz	S mm	Z Codice/ Code
C2 ¤ 15S3C150HH	1,2	4,55	150	75	300	1,2	1050	610	4,89	1,2	C2 Z 15S3C150HH
C2 ¤ 15S3C200HH	1,2	4,87	200	75	300	1,2	1100	660	5,23	1,2	C2 Z 15S3C200HH
C2 ¤ 15S3C300HH	1,2	6,01	300	75	300	1,2	1200	760	6,46	1,2	C2 Z 15S3C300HH
C2 ¤ 15S3C400HH	1,2	6,98	400	75	300	1,2	1300	860	7,51	1,2	C2 Z 15S3C400HH
C2 ¤ 15S3C450HH	1,2	7,34	450	75	300	1,2	1350	910	7,90	1,2	C2 Z 15S3C450HH
C2 ¤ 15S3C500HH	1,2	7,70	500	75	300	1,2	1400	960	8,28	1,2	C2 Z 15S3C500HH
C2 ¤ 15S3C600HH	1,2	8,42	600	75	300	1,2	1500	1060	9,05	1,2	C2 Z 15S3C600HH
C2 ¤ 15S3C700LK	1,8	13,07	700	75	300	1,5	1600	1160	13,72	1,8	C2 Z 15S3C700LK
C2 ¤ 15S3C750LK	1,8	13,58	750	75	300	1,5	1650	1210	14,26	1,8	C2 Z 15S3C750LK
C2 ¤ 15S3C800LK	1,8	14,10	800	75	300	1,5	1700	1260	14,81	1,8	C2 Z 15S3C800LK
C2 ¤ 15S3C900LK	1,8	15,13	900	75	300	1,5	1800	1360	15,89	1,8	C2 Z 15S3C900LK
C2 ¤ 15S3D150HH	1,2	5,16	150	100	300	1,2	1050	610	5,05	1,2	C2 Z 15S3D150HH
C2 ¤ 15S3D200HH	1,2	5,49	200	100	300	1,2	1100	660	5,90	1,2	C2 Z 15S3D200HH
C2 ¤ 15S3D300HH	1,2	6,66	300	100	300	1,2	1200	760	7,16	1,2	C2 Z 15S3D300HH
C2 ¤ 15S3D400HH	1,2	7,65	400	100	300	1,2	1300	860	8,23	1,2	C2 Z 15S3D400HH
C2 ¤ 15S3D450HH	1,2	8,02	450	100	300	1,2	1350	910	8,63	1,2	C2 Z 15S3D450HH
C2 ¤ 15S3D500HH	1,2	8,39	500	100	300	1,2	1400	960	9,03	1,2	C2 Z 15S3D500HH
C2 ¤ 15S3D600HH	1,2	9,14	600	100	300	1,2	1500	1060	9,82	1,2	C2 Z 15S3D600HH
C2 ¤ 15S3D700LK	1,8	14,18	700	100	300	1,5	1600	1160	14,89	1,8	C2 Z 15S3D700LK
C2 ¤ 15S3D750LK	1,8	14,71	750	100	300	1,5	1650	1210	15,45	1,8	C2 Z 15S3D750LK
C2 ¤ 15S3D800LK	1,8	15,24	800	100	300	1,5	1700	1260	16,01	1,8	C2 Z 15S3D800LK
C2 ¤ 15S3D900LK	1,8	16,31	900	100	300	1,5	1800	1360	17,13	1,8	C2 Z 15S3D900LK
C2 ¤ 15S3E150HH	1,2	5,77	150	125	300	1,2	1050	610	6,21	1,2	C2 Z 15S3E150HH
C2 ¤ 15S3E200HH	1,2	6,11	200	125	300	1,2	1100	660	6,57	1,2	C2 Z 15S3E200HH
C2 ¤ 15S3E300HH	1,2	7,30	300	125	300	1,2	1200	760	7,85	1,2	C2 Z 15S3E300HH
C2 ¤ 15S3E400HH	1,2	8,32	400	125	300	1,2	1300	860	8,95	1,2	C2 Z 15S3E400HH
C2 ¤ 15S3E450HH	1,2	8,71	450	125	300	1,2	1350	910	9,36	1,2	C2 Z 15S3E450HH
C2 ¤ 15S3E500HH	1,2	9,09	500	125	300	1,2	1400	960	9,77	1,2	C2 Z 15S3E500HH
C2 ¤ 15S3E600HH	1,2	9,85	600	125	300	1,2	1500	1060	10,60	1,2	C2 Z 15S3E600HH
C2 ¤ 15S3E700LK	1,8	15,29	700	125	300	1,5	1600	1160	16,05	1,8	C2 Z 15S3E700LK
C2 ¤ 15S3E750LK	1,8	15,84	750	125	300	1,5	1650	1210	16,63	1,8	C2 Z 15S3E750LK
C2 ¤ 15S3E800LK	1,8	16,39	800	125	300	1,5	1700	1260	17,21	1,8	C2 Z 15S3E800LK
C2 ¤ 15S3E900LK	1,8	17,49	900	125	300	1,5	1800	1360	18,37	1,8	C2 Z 15S3E900LK

¤ Scegli il materiale/ *Choose the material*

COPERCHIO *Cover*

15N S I Y Z

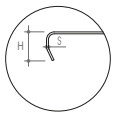

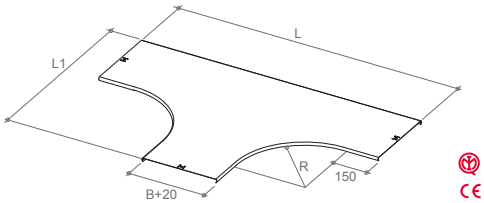



S I Y Codice/ Code	S mm	Δ kg/pz	B mm	H mm	R mm		L mm	L1 mm	Δ kg/pz	S mm	Z Codice/ Code
C2 ¤ 15N3P150F	1,0	2,57	150	15	300		1050	610	2,80	1,0	C2 Z 15N3P150F
C2 ¤ 15N3P200F	1,0	3,25	200	15	300		1100	660	3,54	1,0	C2 Z 15N3P200F
C2 ¤ 15N3P300F	1,0	4,72	300	15	300		1200	760	5,15	1,0	C2 Z 15N3P300F
C2 ¤ 15N3P400F	1,0	6,35	400	15	300		1300	860	6,92	1,0	C2 Z 15N3P400F
C2 ¤ 15N3P450F	1,0	7,22	450	15	300		1350	910	7,87	1,0	C2 Z 15N3P450F
C2 ¤ 15N3P500F	1,0	8,13	500	15	300		1400	960	8,87	1,0	C2 Z 15N3P500F
C2 ¤ 15N3P600F	1,0	10,08	600	15	300		1500	1060	10,99	1,0	C2 Z 15N3P600F
C2 ¤ 15N3P700K	1,5	18,27	700	15	300		1600	1160	19,37	1,5	C2 Z 15N3P700K
C2 ¤ 15N3P750K	1,5	19,93	750	15	300		1650	1210	21,13	1,5	C2 Z 15N3P750K
C2 ¤ 15N3P800K	1,5	21,65	800	15	300		1700	1260	22,96	1,5	C2 Z 15N3P800K
C2 ¤ 15N3P900K	1,5	25,27	900	15	300		1800	1360	26,80	1,5	C2 Z 15N3P900K

¤ Scegli il materiale/ *Choose the material*

STANDARD							
	S	Zincato Sendzimir *Pre-galvanized Sendzimir*	I	Acciaio Inox AISI 304 *AISI 304 Stainless steel*	Y	Acciaio Inox AISI 316L *AISI 316L Stainless steel*
	Z	Zincato a caldo dopo lavorazione *Hot-dip galvanized after manufacture*	J	AISI 304 Decontaminato *AISI 304 Decontamined*	N	AISI 316L Decontaminato *AISI 316L Decontamined*

VARIANT				
	V	Sendzimir con Verniciatura RAL 5012 *Sendzimir with RAL 5012 Painted*	A	Lega di alluminio *Aluminium alloy*
	W	Zinc. a c. con Verniciatura RAL 5012 *Hot-dip galv. with RAL 5012 Painted*	B	Lega di alluminio anodizzato *Aluminium alloy anodized*

DERIVAZIONE PIANA A "T" A VIE DISUGUALI R=300 mm *Unequal "T" derivation*

16S S I/J Y/N Z



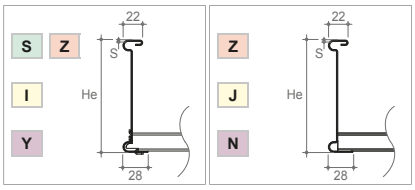

Aggraffata / *Clinched* Saldata / *Welded*

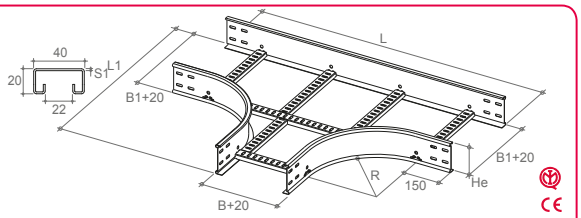

B/B1 ≥ 700 solo saldata
B/B1 ≥ 700 olny welded

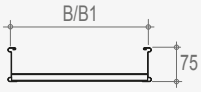

B =150÷750
B1=300÷900

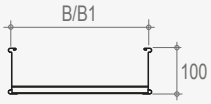

B =150÷750
B1=300÷900

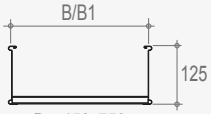

B =150÷750
B1=300÷900

Altre dimensioni a richiesta
Other dimensions on request

S I/J Y/N	Codice/ Code	S mm	⚖ kg/pz	B/B1 mm	He mm	R mm	S1 mm	L mm	L1 mm	⚖ kg/pz	S mm	Z	Codice/ Code
C2 ¤	16S3C150HH33	1,2	5,57	150/300	75	300	1,2	1650	760	5,99	1,2	C2 Z	16S3C150HH33
C2 ¤	16S3C200HH33	1,2	5,72	200/300	75	300	1,2	1100	760	6,15	1,2	C2 Z	16S3C200HH33
C2 ¤	16S3C300HH44	1,2	6,35	300/400	75	300	1,2	1200	860	6,83	1,2	C2 Z	16S3C300HH44
C2 ¤	16S3C300HHDD	1,2	6,52	300/450	75	300	1,2	1200	910	7,01	1,2	C2 Z	16S3C300HHDD
C2 ¤	16S3C400HH55	1,2	7,41	400/500	75	300	1,2	1300	960	7,96	1,2	C2 Z	16S3C400HH55
C2 ¤	16S3C450HH66	1,2	7,98	450/600	75	300	1,2	1350	1060	8,58	1,2	C2 Z	16S3C450HH66
C2 ¤	16S3C500HH66	1,2	8,12	500/600	75	300	1,2	1400	1060	8,74	1,2	C2 Z	16S3C500HH66
C2 ¤	16S3C600LK77	1,8	11,93	600/700	75	300	1,5	1500	1160	12,53	1,8	C2 Z	16S3C600LK77
C2 ¤	16S3C600LKGG	1,8	12,19	600/750	75	300	1,5	1500	1210	12,81	1,8	C2 Z	16S3C600LKGG
C2 ¤	16S3C700LK88	1,8	13,70	700/800	75	300	1,5	1600	1260	14,39	1,8	C2 Z	16S3C700LK88
C2 ¤	16S3C750LK99	1,8	14,53	750/900	75	300	1,5	1650	1360	15,26	1,8	C2 Z	16S3C750LK99
C2 ¤	16S3D150HH33	1,2	6,18	150/300	100	300	1,2	1650	760	6,64	1,2	C2 Z	16S3D150HH33
C2 ¤	16S3D200HH33	1,2	6,34	200/300	100	300	1,2	1100	760	6,82	1,2	C2 Z	16S3D200HH33
C2 ¤	16S3D300HH44	1,2	7,00	300/400	100	300	1,2	1200	860	7,52	1,2	C2 Z	16S3D300HH44
C2 ¤	16S3D300HHDD	1,2	7,17	300/450	100	300	1,2	1200	910	7,71	1,2	C2 Z	16S3D300HHDD
C2 ¤	16S3D400HH55	1,2	8,08	400/500	100	300	1,2	1300	960	8,68	1,2	C2 Z	16S3D400HH55
C2 ¤	16S3D450HH66	1,2	8,66	450/600	100	300	1,2	1350	1060	9,31	1,2	C2 Z	16S3D450HH66
C2 ¤	16S3D500HH66	1,2	8,82	500/600	100	300	1,2	1400	1060	9,48	1,2	C2 Z	16S3D500HH66
C2 ¤	16S3D600LK77	1,8	13,00	600/700	100	300	1,5	1500	1160	13,66	1,8	C2 Z	16S3D600LK77
C2 ¤	16S3D600LKGG	1,8	13,27	600/750	100	300	1,5	1500	1210	13,93	1,8	C2 Z	16S3D600LKGG
C2 ¤	16S3D700LK88	1,8	14,81	700/800	100	300	1,5	1600	1260	15,55	1,8	C2 Z	16S3D700LK88
C2 ¤	16S3D750LK99	1,8	15,66	750/900	100	300	1,5	1650	1360	16,45	1,8	C2 Z	16S3D750LK99
C2 ¤	16S3E150HH33	1,2	6,79	150/300	125	300	1,2	1650	760	7,30	1,2	C2 Z	16S3E150HH33
C2 ¤	16S3E200HH33	1,2	6,96	200/300	125	300	1,2	1100	760	7,48	1,2	C2 Z	16S3E200HH33
C2 ¤	16S3E300HH44	1,2	7,64	300/400	125	300	1,2	1200	860	8,22	1,2	C2 Z	16S3E300HH44
C2 ¤	16S3E300HHDD	1,2	7,81	300/450	125	300	1,2	1200	910	8,40	1,2	C2 Z	16S3E300HHDD
C2 ¤	16S3E400HH55	1,2	8,75	400/500	125	300	1,2	1300	960	9,40	1,2	C2 Z	16S3E400HH55
C2 ¤	16S3E450HH66	1,2	9,34	450/600	125	300	1,2	1350	1060	10,04	1,2	C2 Z	16S3E450HH66
C2 ¤	16S3E500HH66	1,2	9,51	500/600	125	300	1,2	1400	1060	10,23	1,2	C2 Z	16S3E500HH66
C2 ¤	16S3E600LK77	1,8	14,08	600/700	125	300	1,5	1500	1160	14,79	1,8	C2 Z	16S3E600LK77
C2 ¤	16S3E600LKGG	1,8	14,34	600/750	125	300	1,5	1500	1210	15,06	1,8	C2 Z	16S3E600LKGG
C2 ¤	16S3E700LK88	1,8	15,92	700/800	125	300	1,5	1600	1260	16,72	1,8	C2 Z	16S3E700LK88
C2 ¤	16S3E750LK99	1,8	16,79	750/900	125	300	1,5	1650	1360	17,63	1,8	C2 Z	16S3E750LK99

¤ Scegli il materiale/ *Choose the material*

COPERCHIO *Cover*

16N S I Y Z

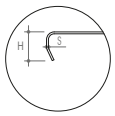

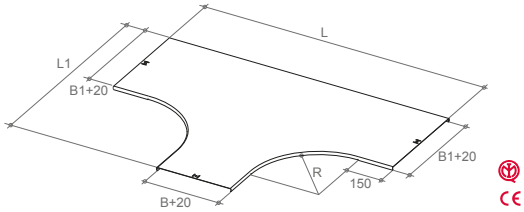

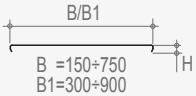

B =150÷750
B1=300÷900

Altre dimensioni a richiesta
Other dimensions on request

S I Y	Codice/ Code	S mm	⚖ kg/pz	B/B1 mm	H mm	R mm		L mm	L1 cm²	⚖ kg/pz	S mm	Z	Codice/ Code
C2 ¤	16N3P150F33	1,0	3,81	150/300	15	300		1650	760	4,15	1,0	C2 Z	16N3P150F33
C2 ¤	16N3P200F33	1,0	4,11	200/300	15	300		1100	760	4,48	1,0	C2 Z	16N3P200F33
C2 ¤	16N3P300F44	1,0	5,66	300/400	15	300		1200	860	6,17	1,0	C2 Z	16N3P300F44
C2 ¤	16N3P300FDD	1,0	6,13	300/450	15	300		1200	910	6,69	1,0	C2 Z	16N3P300FDD
C2 ¤	16N3P400F55	1,0	7,37	400/500	15	300		1300	960	8,04	1,0	C2 Z	16N3P400F55
C2 ¤	16N3P450F66	1,0	8,81	450/600	15	300		1350	1060	9,61	1,0	C2 Z	16N3P450F66
C2 ¤	16N3P500F66	1,0	9,23	500/600	15	300		1400	1060	10,07	1,0	C2 Z	16N3P500F66
C2 ¤	16N3P600K77	1,5	16,88	600/700	15	300		1500	1160	17,90	1,5	C2 Z	16N3P600K77
C2 ¤	16N3P600KGG	1,5	17,77	600/750	15	300		1500	1210	18,84	1,5	C2 Z	16N3P600KGG
C2 ¤	16N3P700K88	1,5	20,15	700/800	15	300		1600	1260	21,36	1,5	C2 Z	16N3P700K88
C2 ¤	16N3P750K99	1,5	22,84	750/900	15	300		1650	1360	24,22	1,5	C2 Z	16N3P750K99

¤ Scegli il materiale/ *Choose the material*

STANDARD							
	S	Zincato Sendzimir *Pre-galvanized Sendzimir*	I	Acciaio Inox AISI 304 *AISI 304 Stainless steel*	Y	Acciaio Inox AISI 316L *AISI 316L Stainless steel*
	Z	Zincato a caldo dopo lavorazione *Hot-dip galvanized after manufacture*	J	AISI 304 Decontaminato *AISI 304 Decontamined*	N	AISI 316L Decontaminato *AISI 316L Decontamined*

VARIANT				
	V	Sendzimir con Verniciatura RAL 5012 *Sendzimir with RAL 5012 Painted*	A	Lega di alluminio *Aluminium alloy*
	W	Zinc. a c. con Verniciatura RAL 5012 *Hot-dip galv. with RAL 5012 Painted*	B	Lega di alluminio anodizzato *Aluminium alloy anodized*

DERIVAZIONE PIANA A "X" R=300 mm *Horizontal "X" derivation*

17S | S | I/J | Y/N | Z



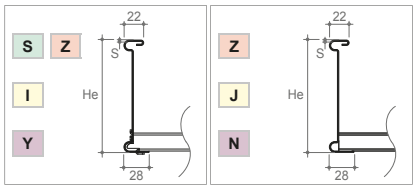

Aggraffata / *Clinched* Saldata / *Welded*

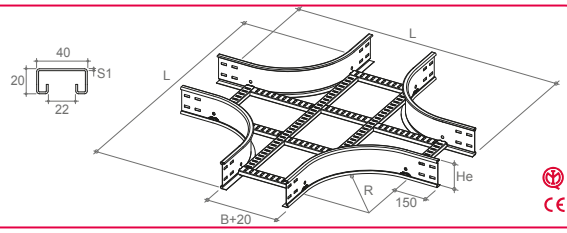

B ≥ 700 solo saldata/ *B ≥ 700 olny welded*

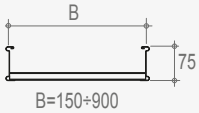

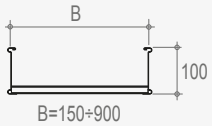

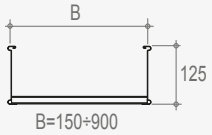

S I/J Y/N	Codice/ Code	S mm	⚖ kg/pz	B mm	He mm	R mm	S1 mm	L mm	⚖ kg/pz	S mm	Z	Codice/ Code
C2 ¤	17S3C150HH	1,2	5,94	150	75	300	1,2	1050	6,38	1,2	C2 Z	17S3C150HH
C2 ¤	17S3C200HH	1,2	6,27	200	75	300	1,2	1100	6,75	1,2	C2 Z	17S3C200HH
C2 ¤	17S3C300HH	1,2	7,97	300	75	300	1,2	1200	8,57	1,2	C2 Z	17S3C300HH
C2 ¤	17S3C400HH	1,2	8,99	400	75	300	1,2	1300	9,66	1,2	C2 Z	17S3C400HH
C2 ¤	17S3C450HH	1,2	9,37	450	75	300	1,2	1350	10,07	1,2	C2 Z	17S3C450HH
C2 ¤	17S3C500HH	1,2	9,75	500	75	300	1,2	1400	10,48	1,2	C2 Z	17S3C500HH
C2 ¤	17S3C600HH	1,2	10,51	600	75	300	1,2	1500	11,30	1,2	C2 Z	17S3C600HH
C2 ¤	17S3C700LK	1,8	15,71	700	75	300	1,5	1600	16,50	1,8	C2 Z	17S3C700LK
C2 ¤	17S3C750LK	1,8	16,24	750	75	300	1,5	1650	17,06	1,8	C2 Z	17S3C750LK
C2 ¤	17S3C800LK	1,8	16,77	800	75	300	1,5	1700	17,61	1,8	C2 Z	17S3C800LK
C2 ¤	17S3C900LK	1,8	17,83	900	75	300	1,5	1800	18,72	1,8	C2 Z	17S3C900LK
C2 ¤	17S3D150HH	1,2	6,66	150	100	300	1,2	1050	7,16	1,2	C2 Z	17S3D150HH
C2 ¤	17S3D200HH	1,2	7,00	200	100	300	1,2	1100	7,53	1,2	C2 Z	17S3D200HH
C2 ¤	17S3D300HH	1,2	8,70	300	100	300	1,2	1200	9,35	1,2	C2 Z	17S3D300HH
C2 ¤	17S3D400HH	1,2	9,71	400	100	300	1,2	1300	10,45	1,2	C2 Z	17S3D400HH
C2 ¤	17S3D450HH	1,2	10,09	450	100	300	1,2	1350	10,85	1,2	C2 Z	17S3D450HH
C2 ¤	17S3D500HH	1,2	10,47	500	100	300	1,2	1400	11,26	1,2	C2 Z	17S3D500HH
C2 ¤	17S3D600HH	1,2	11,24	600	100	300	1,2	1500	12,08	1,2	C2 Z	17S3D600HH
C2 ¤	17S3D700LK	1,8	16,80	700	100	300	1,5	1600	17,65	1,8	C2 Z	17S3D700LK
C2 ¤	17S3D750LK	1,8	17,33	750	100	300	1,5	1650	18,20	1,8	C2 Z	17S3D750LK
C2 ¤	17S3D800LK	1,8	17,86	800	100	300	1,5	1700	18,76	1,8	C2 Z	17S3D800LK
C2 ¤	17S3D900LK	1,8	18,92	900	100	300	1,5	1800	19,87	1,8	C2 Z	17S3D900LK
C2 ¤	17S3E150HH	1,2	7,39	150	125	300	1,2	1050	7,95	1,2	C2 Z	17S3E150HH
C2 ¤	17S3E200HH	1,2	7,73	200	125	300	1,2	1100	8,31	1,2	C2 Z	17S3E200HH
C2 ¤	17S3E300HH	1,2	9,42	300	125	300	1,2	1200	10,13	1,2	C2 Z	17S3E300HH
C2 ¤	17S3E400HH	1,2	10,44	400	125	300	1,2	1300	11,23	1,2	C2 Z	17S3E400HH
C2 ¤	17S3E450HH	1,2	10,82	450	125	300	1,2	1350	11,64	1,2	C2 Z	17S3E450HH
C2 ¤	17S3E500HH	1,2	11,20	500	125	300	1,2	1400	12,05	1,2	C2 Z	17S3E500HH
C2 ¤	17S3E600HH	1,2	11,96	600	125	300	1,2	1500	12,86	1,2	C2 Z	17S3E600HH
C2 ¤	17S3E700LK	1,8	17,89	700	125	300	1,5	1600	18,79	1,8	C2 Z	17S3E700LK
C2 ¤	17S3E750LK	1,8	18,42	750	125	300	1,5	1650	19,35	1,8	C2 Z	17S3E750LK
C2 ¤	17S3E800LK	1,8	18,95	800	125	300	1,5	1700	19,90	1,8	C2 Z	17S3E800LK
C2 ¤	17S3E900LK	1,8	20,01	900	125	300	1,5	1800	21,01	1,8	C2 Z	17S3E900LK

¤ Scegli il materiale/ *Choose the material*

COPERCHIO *Cover*

17N | S | I | Y | Z

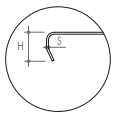

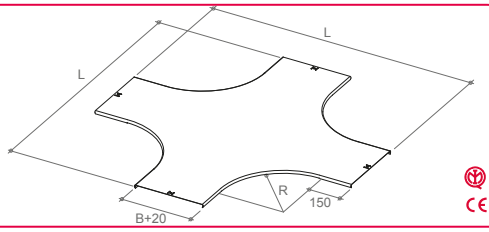



S I Y	Codice/ Code	S mm	⚖ kg/pz	B mm	H mm	R mm	L mm	⚖ kg/pz	S mm	Z	Codice/ Code
C2 ¤	17N3P150F	1,0	3,49	150	15	300	1050	3,81	1,0	C2 Z	17N3P150F
C2 ¤	17N3P200F	1,0	4,34	200	15	300	1100	4,73	1,0	C2 Z	17N3P200F
C2 ¤	17N3P300F	1,0	6,14	300	15	300	1200	6,70	1,0	C2 Z	17N3P300F
C2 ¤	17N3P400F	1,0	8,10	400	15	300	1300	8,84	1,0	C2 Z	17N3P400F
C2 ¤	17N3P450F	1,0	9,14	450	15	300	1350	9,97	1,0	C2 Z	17N3P450F
C2 ¤	17N3P500F	1,0	10,22	500	15	300	1400	11,15	1,0	C2 Z	17N3P500F
C2 ¤	17N3P600F	1,0	12,50	600	15	300	1500	13,63	1,0	C2 Z	17N3P600F
C2 ¤	17N3P700K	1,5	22,40	700	15	300	1600	23,75	1,5	C2 Z	17N3P700K
C2 ¤	17N3P750K	1,5	24,31	750	15	300	1650	25,78	1,5	C2 Z	17N3P750K
C2 ¤	17N3P800K	1,5	26,29	800	15	300	1700	27,87	1,5	C2 Z	17N3P800K
C2 ¤	17N3P900K	1,5	30,41	900	15	300	1800	32,24	1,5	C2 Z	17N3P900K

¤ Scegli il materiale/ *Choose the material*

STANDARD							
	S	Zincato Sendzimir *Pre-galvanized Sendzimir*	I	Acciaio Inox AISI 304 *AISI 304 Stainless steel*	Y	Acciaio Inox AISI 316L *AISI 316L Stainless steel*
	Z	Zincato a caldo dopo lavorazione *Hot-dip galvanized after manufacture*	J	AISI 304 Decontaminato *AISI 304 Decontamined*	N	AISI 316L Decontaminato *AISI 316L Decontamined*

VARIANT				
	V	Sendzimir con Verniciatura RAL 5012 *Sendzimir with RAL 5012 Painted*	A	Lega di alluminio *Aluminium alloy*
	W	Zinc. a c. con Verniciatura RAL 5012 *Hot-dip galv. with RAL 5012 Painted*	B	Lega di alluminio anodizzato *Aluminium alloy anodized*

ESEMPI DI MONTAGGIO *Installation examples*

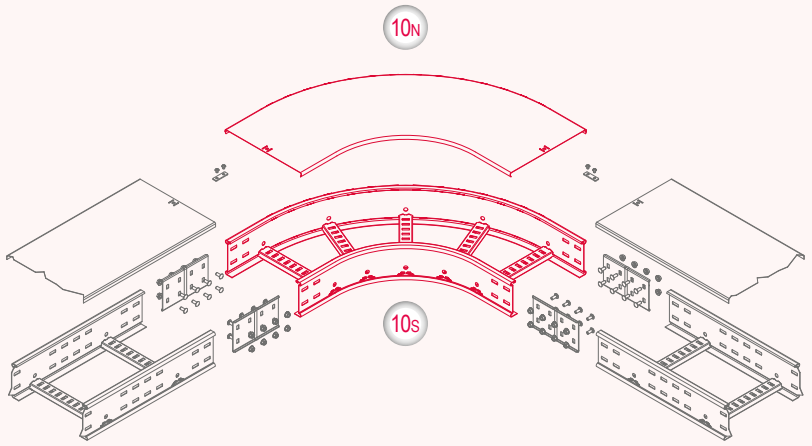

10S *Curva piana a 90° R=300 mm - 90° horizontal bend R=300 mm*

10N *Coperchio - Cover*

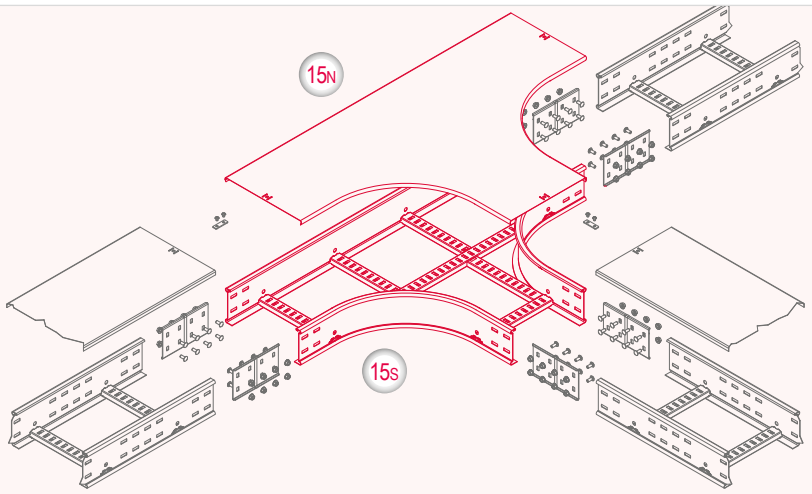

15S *Derivazione a "T" orizzontale R=300 mm - Horizontal "T" derivation R=300 mm*

15N *Coperchio - Cover*

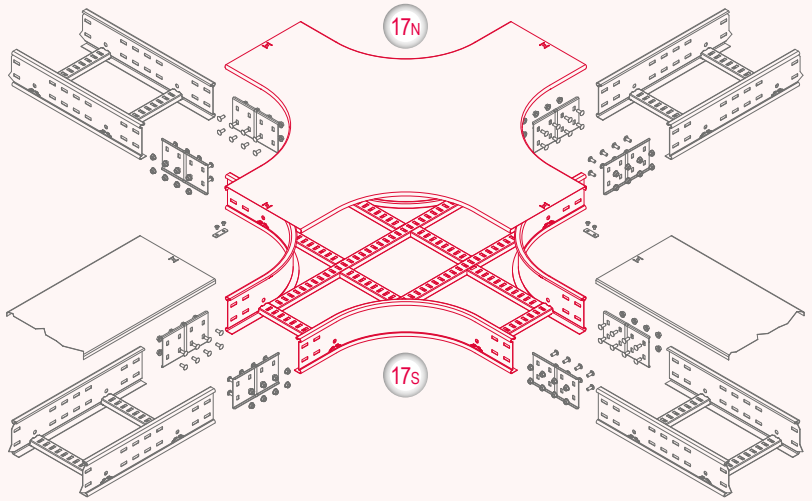

17S *Derivazione a "X" orizzontale R=300 mm - Horizontal "X" derivation R=300 mm*

17N *Coperchio - Cover*

CURVA PIANA A 90° R=600 mm *90° horizontal bend*

10S S I/J Y/N Z

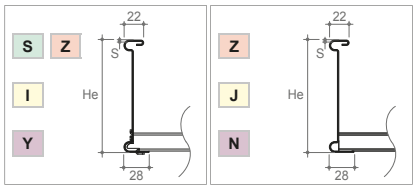

Aggraffata / *Clinched* Saldata / *Welded*

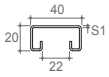

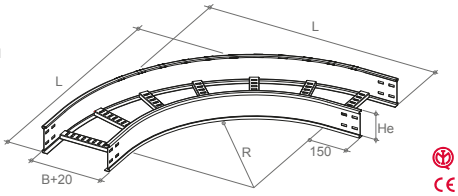

B ≥ 700 solo saldata/ *B ≥ 700 olny welded*

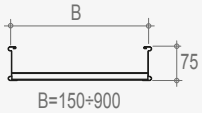

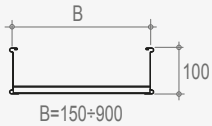

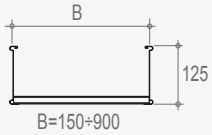

S I/J Y/N Codice/ Code	S mm	Δ kg/pz	B mm	He mm	R mm	S1 mm	L mm	Δ kg/pz	S mm	Z Codice/ Code
C2 ¤ 10S6C150HH	1,2	4,08	150	75	600	1,2	910	4,38	1,2	C2 Z 10S6C150HH
C2 ¤ 10S6C200HH	1,2	4,39	200	75	600	1,2	960	4,72	1,2	C2 Z 10S6C200HH
C2 ¤ 10S6C300HH	1,2	5,01	300	75	600	1,2	1060	5,39	1,2	C2 Z 10S6C300HH
C2 ¤ 10S6C400HH	1,2	5,97	400	75	600	1,2	1160	6,42	1,2	C2 Z 10S6C400HH
C2 ¤ 10S6C450HH	1,2	6,32	450	75	600	1,2	1210	6,80	1,2	C2 Z 10S6C450HH
C2 ¤ 10S6C500HH	1,2	6,67	500	75	600	1,2	1260	7,18	1,2	C2 Z 10S6C500HH
C2 ¤ 10S6C600HH	1,2	7,89	600	75	600	1,2	1360	8,48	1,2	C2 Z 10S6C600HH
C2 ¤ 10S6C700LK	1,8	11,88	700	75	600	1,5	1460	12,47	1,8	C2 Z 10S6C700LK
C2 ¤ 10S6C750LK	1,8	12,39	750	75	600	1,5	1510	13,02	1,8	C2 Z 10S6C750LK
C2 ¤ 10S6C800LK	1,8	13,76	800	75	600	1,5	1560	14,45	1,8	C2 Z 10S6C800LK
C2 ¤ 10S6C900LK	1,8	14,90	900	75	600	1,5	1660	15,64	1,8	C2 Z 10S6C900LK
C2 ¤ 10S6D150HH	1,2	4,72	150	100	600	1,2	910	5,07	1,2	C2 Z 10S6D150HH
C2 ¤ 10S6D200HH	1,2	5,05	200	100	600	1,2	960	5,43	1,2	C2 Z 10S6D200HH
C2 ¤ 10S6D300HH	1,2	5,70	300	100	600	1,2	1060	6,13	1,2	C2 Z 10S6D300HH
C2 ¤ 10S6D400HH	1,2	6,70	400	100	600	1,2	1160	7,21	1,2	C2 Z 10S6D400HH
C2 ¤ 10S6D450HH	1,2	7,07	450	100	600	1,2	1210	7,61	1,2	C2 Z 10S6D450HH
C2 ¤ 10S6D500HH	1,2	7,44	500	100	600	1,2	1260	8,01	1,2	C2 Z 10S6D500HH
C2 ¤ 10S6D600HH	1,2	8,70	600	100	600	1,2	1360	9,35	1,2	C2 Z 10S6D600HH
C2 ¤ 10S6D700LK	1,8	13,14	700	100	600	1,5	1460	13,80	1,8	C2 Z 10S6D700LK
C2 ¤ 10S6D750LK	1,8	13,69	750	100	600	1,5	1510	14,38	1,8	C2 Z 10S6D750LK
C2 ¤ 10S6D800LK	1,8	15,08	800	100	600	1,5	1560	15,84	1,8	C2 Z 10S6D800LK
C2 ¤ 10S6D900LK	1,8	16,27	900	100	600	1,5	1660	17,09	1,8	C2 Z 10S6D900LK
C2 ¤ 10S6E150HH	1,2	5,36	150	125	600	1,2	910	5,76	1,2	C2 Z 10S6E150HH
C2 ¤ 10S6E200HH	1,2	5,71	200	125	600	1,2	960	6,14	1,2	C2 Z 10S6E200HH
C2 ¤ 10S6E300HH	1,2	6,40	300	125	600	1,2	1060	6,88	1,2	C2 Z 10S6E300HH
C2 ¤ 10S6E400HH	1,2	7,43	400	125	600	1,2	1160	8,00	1,2	C2 Z 10S6E400HH
C2 ¤ 10S6E450HH	1,2	7,82	450	125	600	1,2	1210	8,41	1,2	C2 Z 10S6E450HH
C2 ¤ 10S6E500HH	1,2	8,21	500	125	600	1,2	1260	8,83	1,2	C2 Z 10S6E500HH
C2 ¤ 10S6E600HH	1,2	9,50	600	125	600	1,2	1360	10,22	1,2	C2 Z 10S6E600HH
C2 ¤ 10S6E700LK	1,8	14,41	700	125	600	1,5	1460	15,13	1,8	C2 Z 10S6E700LK
C2 ¤ 10S6E750LK	1,8	14,98	750	125	600	1,5	1510	15,73	1,8	C2 Z 10S6E750LK
C2 ¤ 10S6E800LK	1,8	16,40	800	125	600	1,5	1560	17,22	1,8	C2 Z 10S6E800LK
C2 ¤ 10S6E900LK	1,8	17,65	900	125	600	1,5	1660	18,54	1,8	C2 Z 10S6E900LK

¤ Scegli il materiale/ *Choose the material*

COPERCHIO *Cover*

10N S I Y Z

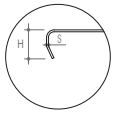

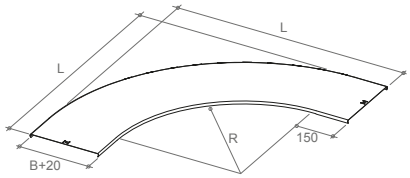

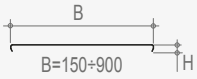

S I Y Codice/ Code	S mm	Δ kg/pz	B mm	H mm	R mm	L mm	Δ kg/pz	S mm	Z Codice/ Code
C2 ¤ 10N6P150F	1,0	2,31	150	15	600	910	2,52	1,0	C2 Z 10N6P150F
C2 ¤ 10N6P200F	1,0	2,92	200	15	600	960	3,19	1,0	C2 Z 10N6P200F
C2 ¤ 10N6P300F	1,0	4,25	300	15	600	1060	4,63	1,0	C2 Z 10N6P300F
C2 ¤ 10N6P400F	1,0	5,69	400	15	600	1160	6,21	1,0	C2 Z 10N6P400F
C2 ¤ 10N6P450H	1,2	7,76	450	15	600	1210	8,34	1,2	C2 Z 10N6P450H
C2 ¤ 10N6P500H	1,2	8,72	500	15	600	1260	9,38	1,2	C2 Z 10N6P500H
C2 ¤ 10N6P600H	1,2	10,75	600	15	600	1360	11,56	1,2	C2 Z 10N6P600H
C2 ¤ 10N6P700K	1,5	16,17	700	15	600	1460	17,14	1,5	C2 Z 10N6P700K
C2 ¤ 10N6P750K	1,5	17,60	750	15	600	1510	18,66	1,5	C2 Z 10N6P750K
C2 ¤ 10N6P800K	1,5	19,08	800	15	600	1560	20,23	1,5	C2 Z 10N6P800K
C2 ¤ 10N6P900K	1,5	22,17	900	15	600	1660	23,51	1,5	C2 Z 10N6P900K

¤ Scegli il materiale/ *Choose the material*

STANDARD					
S	Zincato Sendzimir *Pre-galvanized Sendzimir*	I	Acciaio Inox AISI 304 *AISI 304 Stainless steel*	Y	Acciaio Inox AISI 316L *AISI 316L Stainless steel*
Z	Zincato a caldo dopo lavorazione *Hot-dip galvanized after manufacture*	J	AISI 304 Decontaminato *AISI 304 Decontamined*	N	AISI 316L Decontaminato *AISI 316L Decontamined*

VARIANT			
V	Sendzimir con Verniciatura RAL 5012 *Sendzimir with RAL 5012 Painted*	A	Lega di alluminio *Aluminium alloy*
W	Zinc. a c. con Verniciatura RAL 5012 *Hot-dip galv. with RAL 5012 Painted*	B	Lega di alluminio anodizzato *Aluminium alloy anodized*

CURVA PIANA A 60° R=600 mm *60° horizontal bend*

13S S I/J Y/N Z

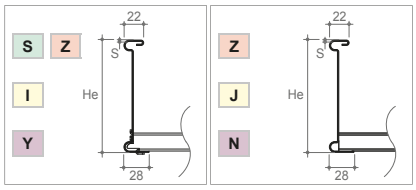

Aggraffata / *Clinched* Saldata / *Welded*

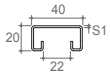

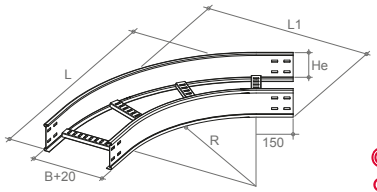

B ≥ 700 solo saldata/ *B ≥ 700 olny welded*

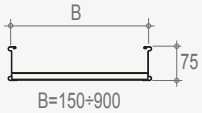

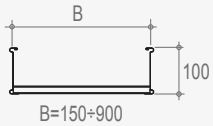

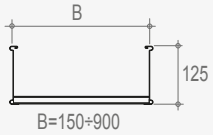

S I/J Y/N Codice/ Code	S mm	Δ kg/pz	B mm	He mm	R mm	S1 mm	L mm	L1 mm	Δ kg/pz	S mm	Z Codice/ Code
C2 ¤ 13S6C150HH	1,2	3,06	150	75	600	1,2	883	595	3,29	1,2	C2 Z 13S6C150HH
C2 ¤ 13S6C200HH	1,2	3,29	200	75	600	1,2	926	645	3,54	1,2	C2 Z 13S6C200HH
C2 ¤ 13S6C300HH	1,2	3,76	300	75	600	1,2	1013	745	4,04	1,2	C2 Z 13S6C300HH
C2 ¤ 13S6C400HH	1,2	4,23	400	75	600	1,2	1100	845	4,55	1,2	C2 Z 13S6C400HH
C2 ¤ 13S6C450HH	1,2	4,85	450	75	600	1,2	1143	895	5,21	1,2	C2 Z 13S6C450HH
C2 ¤ 13S6C500HH	1,2	5,13	500	75	600	1,2	1186	945	5,51	1,2	C2 Z 13S6C500HH
C2 ¤ 13S6C600HH	1,2	5,68	600	75	600	1,2	1273	1045	6,11	1,2	C2 Z 13S6C600HH
C2 ¤ 13S6C700LK	1,8	8,54	700	75	600	1,5	1360	1145	8,97	1,8	C2 Z 13S6C700LK
C2 ¤ 13S6C750LK	1,8	8,90	750	75	600	1,5	1403	1195	9,35	1,8	C2 Z 13S6C750LK
C2 ¤ 13S6C800LK	1,8	10,11	800	75	600	1,5	1446	1245	10,62	1,8	C2 Z 13S6C800LK
C2 ¤ 13S6C900LK	1,8	10,94	900	75	600	1,5	1533	1345	11,49	1,8	C2 Z 13S6C900LK
C2 ¤ 13S6D150HH	1,2	3,53	150	100	600	1,2	883	595	3,80	1,2	C2 Z 13S6D150HH
C2 ¤ 13S6D200HH	1,2	3,78	200	100	600	1,2	926	645	4,06	1,2	C2 Z 13S6D200HH
C2 ¤ 13S6D300HH	1,2	4,27	300	100	600	1,2	1013	745	4,59	1,2	C2 Z 13S6D300HH
C2 ¤ 13S6D400HH	1,2	4,77	400	100	600	1,2	1100	845	5,13	1,2	C2 Z 13S6D400HH
C2 ¤ 13S6D450HH	1,2	5,40	450	100	600	1,2	1143	895	5,80	1,2	C2 Z 13S6D450HH
C2 ¤ 13S6D500HH	1,2	5,69	500	100	600	1,2	1186	945	6,12	1,2	C2 Z 13S6D500HH
C2 ¤ 13S6D600HH	1,2	6,27	600	100	600	1,2	1273	1045	6,74	1,2	C2 Z 13S6D600HH
C2 ¤ 13S6D700LK	1,8	9,45	700	100	600	1,5	1360	1145	9,93	1,8	C2 Z 13S6D700LK
C2 ¤ 13S6D750LK	1,8	9,83	750	100	600	1,5	1403	1195	10,33	1,8	C2 Z 13S6D750LK
C2 ¤ 13S6D800LK	1,8	11,06	800	100	600	1,5	1446	1245	11,62	1,8	C2 Z 13S6D800LK
C2 ¤ 13S6D900LK	1,8	11,93	900	100	600	1,5	1533	1345	12,53	1,8	C2 Z 13S6D900LK
C2 ¤ 13S6E150HH	1,2	4,00	150	125	600	1,2	883	595	4,31	1,2	C2 Z 13S6E150HH
C2 ¤ 13S6E200HH	1,2	4,26	200	125	600	1,2	926	645	4,59	1,2	C2 Z 13S6E200HH
C2 ¤ 13S6E300HH	1,2	4,78	300	125	600	1,2	1013	745	5,14	1,2	C2 Z 13S6E300HH
C2 ¤ 13S6E400HH	1,2	5,30	400	125	600	1,2	1100	845	5,70	1,2	C2 Z 13S6E400HH
C2 ¤ 13S6E450HH	1,2	5,95	450	125	600	1,2	1143	895	6,39	1,2	C2 Z 13S6E450HH
C2 ¤ 13S6E500HH	1,2	6,25	500	125	600	1,2	1186	945	6,72	1,2	C2 Z 13S6E500HH
C2 ¤ 13S6E600HH	1,2	6,85	600	125	600	1,2	1273	1045	7,37	1,2	C2 Z 13S6E600HH
C2 ¤ 13S6E700LK	1,8	10,37	700	125	600	1,5	1360	1145	10,89	1,8	C2 Z 13S6E700LK
C2 ¤ 13S6E750LK	1,8	10,77	750	125	600	1,5	1403	1195	11,31	1,8	C2 Z 13S6E750LK
C2 ¤ 13S6E800LK	1,8	12,01	800	125	600	1,5	1446	1245	12,62	1,8	C2 Z 13S6E800LK
C2 ¤ 13S6E900LK	1,8	12,92	900	125	600	1,5	1533	1345	13,57	1,8	C2 Z 13S6E900LK

¤ Scegli il materiale/ *Choose the material*

COPERCHIO *Cover*

13N S I Y Z

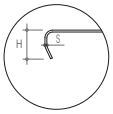

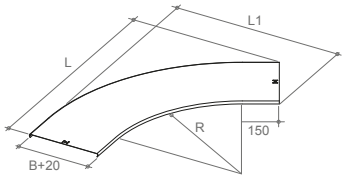



S I Y Codice/ Code	S mm	Δ kg/pz	B mm	H mm	R mm		L mm	L1 mm	Δ kg/pz	S mm	Z Codice/ Code
C2 ¤ 13N6P150F	1,0	2,31	150	15	600		883	595	2,52	1,0	C2 Z 13N6P150F
C2 ¤ 13N6P200F	1,0	2,73	200	15	600		926	645	2,98	1,0	C2 Z 13N6P200F
C2 ¤ 13N6P300F	1,0	3,62	300	15	600		1013	745	3,95	1,0	C2 Z 13N6P300F
C2 ¤ 13N6P400F	1,0	4,56	400	15	600		1100	845	4,98	1,0	C2 Z 13N6P400F
C2 ¤ 13N6P450H	1,2	6,07	450	15	600		1143	895	6,53	1,2	C2 Z 13N6P450H
C2 ¤ 13N6P500H	1,2	6,68	500	15	600		1186	945	7,19	1,2	C2 Z 13N6P500H
C2 ¤ 13N6P600H	1,2	7,96	600	15	600		1273	1045	8,56	1,2	C2 Z 13N6P600H
C2 ¤ 13N6P700K	1,5	11,63	700	15	600		1360	1145	12,33	1,5	C2 Z 13N6P700K
C2 ¤ 13N6P750K	1,5	12,50	750	15	600		1403	1195	13,26	1,5	C2 Z 13N6P750K
C2 ¤ 13N6P800K	1,5	13,40	800	15	600		1446	1245	14,21	1,5	C2 Z 13N6P800K
C2 ¤ 13N6P900K	1,5	15,26	900	15	600		1533	1345	16,18	1,5	C2 Z 13N6P900K

¤ Scegli il materiale/ *Choose the material*

STANDARD					
S	Zincato Sendzimir *Pre-galvanized Sendzimir*	I	Acciaio Inox AISI 304 *AISI 304 Stainless steel*	Y	Acciaio Inox AISI 316L *AISI 316L Stainless steel*
Z	Zincato a caldo dopo lavorazione *Hot-dip galvanized after manufacture*	J	AISI 304 Decontaminato *AISI 304 Decontamined*	N	AISI 316L Decontaminato *AISI 316L Decontamined*

VARIANT			
V	Sendzimir con Verniciatura RAL 5012 *Sendzimir with RAL 5012 Painted*	A	Lega di alluminio *Aluminium alloy*
W	Zinc. a c. con Verniciatura RAL 5012 *Hot-dip galv. with RAL 5012 Painted*	B	Lega di alluminio anodizzato *Aluminium alloy anodized*

CURVA PIANA A 45° R=600 mm *45° horizontal bend*

11S S I/J Y/N Z

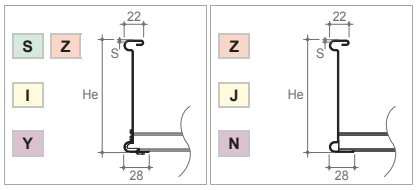

Aggraffata / *Clinched* Saldata / *Welded*

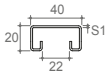

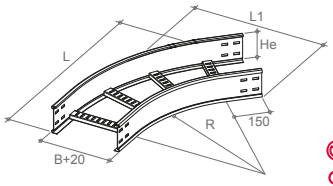

B ≥ 700 solo saldata/ *B ≥ 700 olny welded*

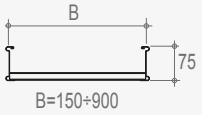

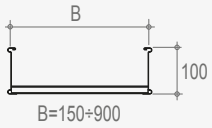

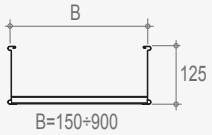

S I/J Y/N	Codice/ Code	S mm	⚖ kg/pz	B mm	He mm	R mm	S1 mm	L mm	L1 mm	⚖ kg/pz	S mm	Z	Codice/ Code
C2 ¤	11S6C150HH	1,2	2,48	150	75	600	1,2	793	449	2,67	1,2	C2 Z	11S6C150HH
C2 ¤	11S6C200HH	1,2	2,66	200	75	600	1,2	828	499	2,86	1,2	C2 Z	11S6C200HH
C2 ¤	11S6C300HH	1,2	3,01	300	75	600	1,2	899	599	3,24	1,2	C2 Z	11S6C300HH
C2 ¤	11S6C400HH	1,2	3,70	400	75	600	1,2	970	699	3,98	1,2	C2 Z	11S6C400HH
C2 ¤	11S6C450HH	1,2	3,92	450	75	600	1,2	1005	749	4,22	1,2	C2 Z	11S6C450HH
C2 ¤	11S6C500HH	1,2	4,14	500	75	600	1,2	1041	799	4,45	1,2	C2 Z	11S6C500HH
C2 ¤	11S6C600HH	1,2	4,58	600	75	600	1,2	1112	899	4,92	1,2	C2 Z	11S6C600HH
C2 ¤	11S6C700LK	1,8	6,87	700	75	600	1,5	1182	999	7,21	1,8	C2 Z	11S6C700LK
C2 ¤	11S6C750LK	1,8	7,15	750	75	600	1,5	1218	1049	7,51	1,8	C2 Z	11S6C750LK
C2 ¤	11S6C800LK	1,8	8,29	800	75	600	1,5	1253	1099	8,70	1,8	C2 Z	11S6C800LK
C2 ¤	11S6C900LK	1,8	8,96	900	75	600	1,5	1324	1199	9,41	1,8	C2 Z	11S6C900LK
C2 ¤	11S6D150HH	1,2	2,87	150	100	600	1,2	793	449	3,09	1,2	C2 Z	11S6D150HH
C2 ¤	11S6D200HH	1,2	3,06	200	100	600	1,2	828	499	3,29	1,2	C2 Z	11S6D200HH
C2 ¤	11S6D300HH	1,2	3,43	300	100	600	1,2	899	599	3,69	1,2	C2 Z	11S6D300HH
C2 ¤	11S6D400HH	1,2	4,14	400	100	600	1,2	970	699	4,45	1,2	C2 Z	11S6D400HH
C2 ¤	11S6D450HH	1,2	4,37	450	100	600	1,2	1005	749	4,70	1,2	C2 Z	11S6D450HH
C2 ¤	11S6D500HH	1,2	4,60	500	100	600	1,2	1041	799	4,94	1,2	C2 Z	11S6D500HH
C2 ¤	11S6D600HH	1,2	5,05	600	100	600	1,2	1112	899	5,43	1,2	C2 Z	11S6D600HH
C2 ¤	11S6D700LK	1,8	7,61	700	100	600	1,5	1182	999	7,99	1,8	C2 Z	11S6D700LK
C2 ¤	11S6D750LK	1,8	7,91	750	100	600	1,5	1218	1049	8,30	1,8	C2 Z	11S6D750LK
C2 ¤	11S6D800LK	1,8	9,05	800	100	600	1,5	1253	1099	9,51	1,8	C2 Z	11S6D800LK
C2 ¤	11S6D900LK	1,8	9,75	900	100	600	1,5	1324	1199	10,24	1,8	C2 Z	11S6D900LK
C2 ¤	11S6E150HH	1,2	3,26	150	125	600	1,2	793	449	3,51	1,2	C2 Z	11S6E150HH
C2 ¤	11S6E200HH	1,2	3,46	200	125	600	1,2	828	499	3,72	1,2	C2 Z	11S6E200HH
C2 ¤	11S6E300HH	1,2	3,85	300	125	600	1,2	899	599	4,14	1,2	C2 Z	11S6E300HH
C2 ¤	11S6E400HH	1,2	4,58	400	125	600	1,2	970	699	4,92	1,2	C2 Z	11S6E400HH
C2 ¤	11S6E450HH	1,2	4,81	450	125	600	1,2	1005	749	5,18	1,2	C2 Z	11S6E450HH
C2 ¤	11S6E500HH	1,2	5,05	500	125	600	1,2	1041	799	5,43	1,2	C2 Z	11S6E500HH
C2 ¤	11S6E600HH	1,2	5,53	600	125	600	1,2	1112	899	5,94	1,2	C2 Z	11S6E600HH
C2 ¤	11S6E700LK	1,8	8,35	700	125	600	1,5	1182	999	8,77	1,8	C2 Z	11S6E700LK
C2 ¤	11S6E750LK	1,8	8,66	750	125	600	1,5	1218	1049	9,09	1,8	C2 Z	11S6E750LK
C2 ¤	11S6E800LK	1,8	9,82	800	125	600	1,5	1253	1099	10,31	1,8	C2 Z	11S6E800LK
C2 ¤	11S6E900LK	1,8	10,55	900	125	600	1,5	1324	1199	11,08	1,8	C2 Z	11S6E900LK

¤ Scegli il materiale/ *Choose the material*

COPERCHIO *Cover*

11N S I Y Z

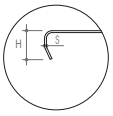

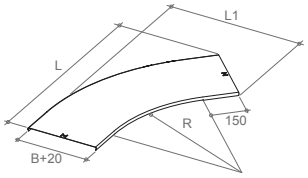

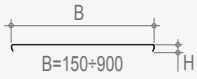

S I Y	Codice/ Code	S mm	⚖ kg/pz	B mm	H mm	R mm		L mm	L1 mm	⚖ kg/pz	S mm	Z	Codice/ Code
C2 ¤	11N6P150F	1,0	1,78	150	15	600		793	449	1,94	1,0	C2 Z	11N6P150F
C2 ¤	11N6P200F	1,0	2,14	200	15	600		828	499	2,33	1,0	C2 Z	11N6P200F
C2 ¤	11N6P300F	1,0	2,89	300	15	600		899	599	3,15	1,0	C2 Z	11N6P300F
C2 ¤	11N6P400F	1,0	3,68	400	15	600		970	699	4,02	1,0	C2 Z	11N6P400F
C2 ¤	11N6P450H	1,2	4,92	450	15	600		1005	749	5,29	1,2	C2 Z	11N6P450H
C2 ¤	11N6P500H	1,2	5,44	500	15	600		1041	799	5,85	1,2	C2 Z	11N6P500H
C2 ¤	11N6P600H	1,2	6,52	600	15	600		1112	899	7,01	1,2	C2 Z	11N6P600H
C2 ¤	11N6P700K	1,5	9,58	700	15	600		1182	999	10,16	1,5	C2 Z	11N6P700K
C2 ¤	11N6P750K	1,5	10,32	750	15	600		1218	1049	10,95	1,5	C2 Z	11N6P750K
C2 ¤	11N6P800K	1,5	11,09	800	15	600		1253	1099	11,75	1,5	C2 Z	11N6P800K
C2 ¤	11N6P900K	1,5	12,67	900	15	600		1324	1199	13,43	1,5	C2 Z	11N6P900K

¤ Scegli il materiale/ *Choose the material*

STANDARD							
	S	Zincato Sendzimir *Pre-galvanized Sendzimir*	I	Acciaio Inox AISI 304 *AISI 304 Stainless steel*	Y	Acciaio Inox AISI 316L *AISI 316L Stainless steel*
	Z	Zincato a caldo dopo lavorazione *Hot-dip galvanized after manufacture*	J	AISI 304 Decontaminato *AISI 304 Decontamined*	N	AISI 316L Decontaminato *AISI 316L Decontamined*

VARIANT				
	V	Sendzimir con Verniciatura RAL 5012 *Sendzimir with RAL 5012 Painted*	A	Lega di alluminio *Aluminium alloy*
	W	Zinc. a c. con Verniciatura RAL 5012 *Hot-dip galv. with RAL 5012 Painted*	B	Lega di alluminio anodizzato *Aluminium alloy anodized*

CURVA PIANA A 30° R=600 mm *30° horizontal bend*

12S S I/J Y/N Z

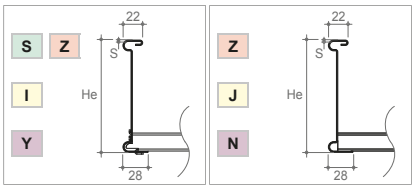

Aggraffata / *Clinched* Saldata / *Welded*

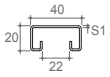

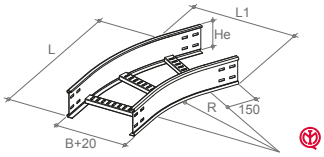

B ≥ 700 solo saldata/ *B ≥ 700 olny welded*

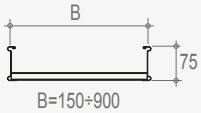

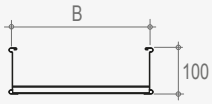

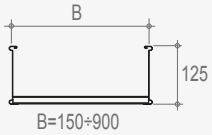

S I/J Y/N	Codice/ Code	S mm	kg/pz	B mm	He mm	R mm	S1 mm	L mm	L1 mm	kg/pz	S mm	Z	Codice/ Code
C2 ¤	12S6C150HH	1,2	2,04	150	75	600	1,2	883	595	2,19	1,2	C2 Z	12S6C150HH
C2 ¤	12S6C200HH	1,2	2,19	200	75	600	1,2	926	645	2,36	1,2	C2 Z	12S6C200HH
C2 ¤	12S6C300HH	1,2	2,51	300	75	600	1,2	1013	745	2,70	1,2	C2 Z	12S6C300HH
C2 ¤	12S6C400HH	1,2	2,83	400	75	600	1,2	1100	845	3,05	1,2	C2 Z	12S6C400HH
C2 ¤	12S6C450HH	1,2	2,99	450	75	600	1,2	1143	895	3,22	1,2	C2 Z	12S6C450HH
C2 ¤	12S6C500HH	1,2	3,15	500	75	600	1,2	1186	945	3,39	1,2	C2 Z	12S6C500HH
C2 ¤	12S6C600HH	1,2	3,47	600	75	600	1,2	1273	1045	3,74	1,2	C2 Z	12S6C600HH
C2 ¤	12S6C700LK	1,8	5,20	700	75	600	1,5	1360	1145	5,46	1,8	C2 Z	12S6C700LK
C2 ¤	12S6C750LK	1,8	5,41	750	75	600	1,5	1403	1195	5,68	1,8	C2 Z	12S6C750LK
C2 ¤	12S6C800LK	1,8	6,46	800	75	600	1,5	1446	1245	6,79	1,8	C2 Z	12S6C800LK
C2 ¤	12S6C900LK	1,8	6,98	900	75	600	1,5	1533	1345	7,33	1,8	C2 Z	12S6C900LK
C2 ¤	12S6D150HH	1,2	2,34	150	100	600	1,2	883	595	2,52	1,2	C2 Z	12S6D150HH
C2 ¤	12S6D200HH	1,2	2,51	200	100	600	1,2	926	645	2,70	1,2	C2 Z	12S6D200HH
C2 ¤	12S6D300HH	1,2	2,84	300	100	600	1,2	1013	745	3,05	1,2	C2 Z	12S6D300HH
C2 ¤	12S6D400HH	1,2	3,17	400	100	600	1,2	1100	845	3,41	1,2	C2 Z	12S6D400HH
C2 ¤	12S6D450HH	1,2	3,34	450	100	600	1,2	1143	895	3,59	1,2	C2 Z	12S6D450HH
C2 ¤	12S6D500HH	1,2	3,50	500	100	600	1,2	1186	945	3,77	1,2	C2 Z	12S6D500HH
C2 ¤	12S6D600HH	1,2	3,84	600	100	600	1,2	1273	1045	4,13	1,2	C2 Z	12S6D600HH
C2 ¤	12S6D700LK	1,8	5,76	700	100	600	1,5	1360	1145	6,05	1,8	C2 Z	12S6D700LK
C2 ¤	12S6D750LK	1,8	5,98	750	100	600	1,5	1403	1195	6,28	1,8	C2 Z	12S6D750LK
C2 ¤	12S6D800LK	1,8	7,04	800	100	600	1,5	1446	1245	7,40	1,8	C2 Z	12S6D800LK
C2 ¤	12S6D900LK	1,8	7,58	900	100	600	1,5	1533	1345	7,96	1,8	C2 Z	12S6D900LK
C2 ¤	12S6E150HH	1,2	2,65	150	125	600	1,2	883	595	2,85	1,2	C2 Z	12S6E150HH
C2 ¤	12S6E200HH	1,2	2,82	200	125	600	1,2	926	645	3,04	1,2	C2 Z	12S6E200HH
C2 ¤	12S6E300HH	1,2	3,17	300	125	600	1,2	1013	745	3,41	1,2	C2 Z	12S6E300HH
C2 ¤	12S6E400HH	1,2	3,51	400	125	600	1,2	1100	845	3,78	1,2	C2 Z	12S6E400HH
C2 ¤	12S6E450HH	1,2	3,68	450	125	600	1,2	1143	895	3,96	1,2	C2 Z	12S6E450HH
C2 ¤	12S6E500HH	1,2	3,86	500	125	600	1,2	1186	945	4,15	1,2	C2 Z	12S6E500HH
C2 ¤	12S6E600HH	1,2	4,20	600	125	600	1,2	1273	1045	4,52	1,2	C2 Z	12S6E600HH
C2 ¤	12S6E700LK	1,8	6,33	700	125	600	1,5	1360	1145	6,64	1,8	C2 Z	12S6E700LK
C2 ¤	12S6E750LK	1,8	6,55	750	125	600	1,5	1403	1195	6,88	1,8	C2 Z	12S6E750LK
C2 ¤	12S6E800LK	1,8	7,63	800	125	600	1,5	1446	1245	8,01	1,8	C2 Z	12S6E800LK
C2 ¤	12S6E900LK	1,8	8,18	900	125	600	1,5	1533	1345	8,59	1,8	C2 Z	12S6E900LK

¤ Scegli il materiale/ *Choose the material*

COPERCHIO *Cover*

12N S I Y Z

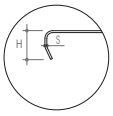

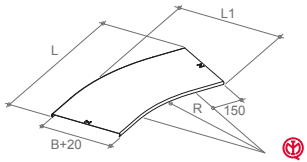



S I Y	Codice/ Code	S mm	kg/pz	B mm	H mm	R mm		L mm	L1 mm	kg/pz	S mm	Z	Codice/ Code
C2 ¤	12N6P150F	1,0	1,30	150	15	600		660	324	1,41	1,0	C2 Z	12N6P150F
C2 ¤	12N6P200F	1,0	1,58	200	15	600		685	374	1,72	1,0	C2 Z	12N6P200F
C2 ¤	12N6P300F	1,0	2,16	300	15	600		735	474	2,36	1,0	C2 Z	12N6P300F
C2 ¤	12N6P400F	1,0	2,79	400	15	600		785	574	3,04	1,0	C2 Z	12N6P400F
C2 ¤	12N6P450H	1,2	3,74	450	15	600		810	624	4,02	1,2	C2 Z	12N6P450H
C2 ¤	12N6P500H	1,2	4,14	500	15	600		835	674	4,46	1,2	C2 Z	12N6P500H
C2 ¤	12N6P600H	1,2	4,99	600	15	600		885	774	5,36	1,2	C2 Z	12N6P600H
C2 ¤	12N6P700K	1,5	7,34	700	15	600		935	874	7,78	1,5	C2 Z	12N6P700K
C2 ¤	12N6P750K	1,5	7,92	750	15	600		960	924	8,40	1,5	C2 Z	12N6P750K
C2 ¤	12N6P800K	1,5	8,51	800	15	600		985	974	9,02	1,5	C2 Z	12N6P800K
C2 ¤	12N6P900K	1,5	9,73	900	15	600		1035	1074	10,32	1,5	C2 Z	12N6P900K

¤ Scegli il materiale/ *Choose the material*

STANDARD					
S	Zincato Sendzimir *Pre-galvanized Sendzimir*	I	Acciaio Inox AISI 304 *AISI 304 Stainless steel*	Y	Acciaio Inox AISI 316L *AISI 316L Stainless steel*
Z	Zincato a caldo dopo lavorazione *Hot-dip galvanized after manufacture*	J	AISI 304 Decontaminato *AISI 304 Decontamined*	N	AISI 316L Decontaminato *AISI 316L Decontamined*

VARIANT			
V	Sendzimir con Verniciatura RAL 5012 *Sendzimir with RAL 5012 Painted*	A	Lega di alluminio *Aluminium alloy*
W	Zinc. a c. con Verniciatura RAL 5012 *Hot-dip galv. with RAL 5012 Painted*	B	Lega di alluminio anodizzato *Aluminium alloy anodized*

DERIVAZIONE PIANA A "T" R=600 mm *Horizontal "T" derivation*

15S S I/J Y/N Z



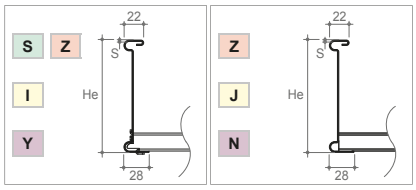

Aggraffata / *Clinched* Saldata / *Welded*

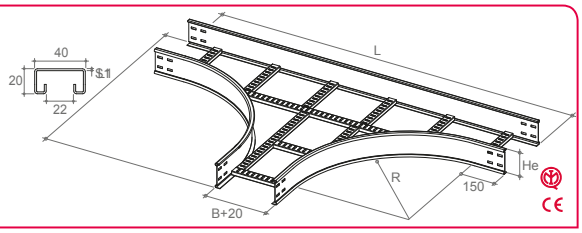

B ≥ 700 solo saldata/ *B ≥ 700 olny welded*

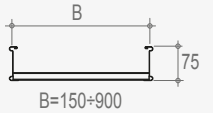

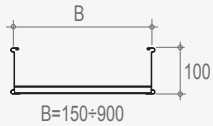

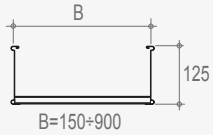

S I/J Y/N	Codice/ Code	S mm	⚖ kg/pz	B mm	He mm	R mm	S1 mm	L mm	L1 mm	⚖ kg/pz	S mm	Z	Codice/ Code
C2 ¤	15S6C150HH	1,2	7,39	150	75	600	1,2	1650	910	7,95	1,2	C2 Z	15S6C150HH
C2 ¤	15S6C200HH	1,2	7,83	200	75	600	1,2	1700	960	8,42	1,2	C2 Z	15S6C200HH
C2 ¤	15S6C300HH	1,2	9,74	300	75	600	1,2	1800	1060	10,47	1,2	C2 Z	15S6C300HH
C2 ¤	15S6C400HH	1,2	10,96	400	75	600	1,2	1900	1160	11,79	1,2	C2 Z	15S6C400HH
C2 ¤	15S6C450HH	1,2	11,45	450	75	600	1,2	1950	1210	12,31	1,2	C2 Z	15S6C450HH
C2 ¤	15S6C500HH	1,2	11,94	500	75	600	1,2	2000	1260	12,84	1,2	C2 Z	15S6C500HH
C2 ¤	15S6C600HH	1,2	12,91	600	75	600	1,2	2100	1360	13,88	1,2	C2 Z	15S6C600HH
C2 ¤	15S6C700LK	1,8	19,44	700	75	600	1,5	2200	1460	20,41	1,8	C2 Z	15S6C700LK
C2 ¤	15S6C750LK	1,8	20,11	750	75	600	1,5	2250	1510	21,12	1,8	C2 Z	15S6C750LK
C2 ¤	15S6C800LK	1,8	20,78	800	75	600	1,5	2300	1560	21,83	1,8	C2 Z	15S6C800LK
C2 ¤	15S6C900LK	1,8	22,13	900	75	600	1,5	2400	1660	23,25	1,8	C2 Z	15S6C900LK
C2 ¤	15S6D150HH	1,2	8,36	150	100	600	1,2	1650	910	8,99	1,2	C2 Z	15S6D150HH
C2 ¤	15S6D200HH	1,2	8,82	200	100	600	1,2	1700	960	9,48	1,2	C2 Z	15S6D200HH
C2 ¤	15S6D300HH	1,2	10,75	300	100	600	1,2	1800	1060	11,56	1,2	C2 Z	15S6D300HH
C2 ¤	15S6D400HH	1,2	12,00	400	100	600	1,2	1900	1160	12,90	1,2	C2 Z	15S6D400HH
C2 ¤	15S6D450HH	1,2	12,49	450	100	600	1,2	1950	1210	13,44	1,2	C2 Z	15S6D450HH
C2 ¤	15S6D500HH	1,2	12,99	500	100	600	1,2	2000	1260	13,97	1,2	C2 Z	15S6D500HH
C2 ¤	15S6D600HH	1,2	13,99	600	100	600	1,2	2100	1360	15,04	1,2	C2 Z	15S6D600HH
C2 ¤	15S6D700LK	1,8	21,09	700	100	600	1,5	2200	1460	22,15	1,8	C2 Z	15S6D700LK
C2 ¤	15S6D750LK	1,8	21,78	750	100	600	1,5	2250	1510	22,88	1,8	C2 Z	15S6D750LK
C2 ¤	15S6D800LK	1,8	22,48	800	100	600	1,5	2300	1560	23,60	1,8	C2 Z	15S6D800LK
C2 ¤	15S6D900LK	1,8	23,86	900	100	600	1,5	2400	1660	25,06	1,8	C2 Z	15S6D900LK
C2 ¤	15S6E150HH	1,2	9,34	150	125	600	1,2	1650	910	10,04	1,2	C2 Z	15S6E150HH
C2 ¤	15S6E200HH	1,2	9,80	200	125	600	1,2	1700	960	10,54	1,2	C2 Z	15S6E200HH
C2 ¤	15S6E300HH	1,2	11,76	300	125	600	1,2	1800	1060	12,64	1,2	C2 Z	15S6E300HH
C2 ¤	15S6E400HH	1,2	13,03	400	125	600	1,2	1900	1160	14,01	1,2	C2 Z	15S6E400HH
C2 ¤	15S6E450HH	1,2	13,54	450	125	600	1,2	1950	1210	14,56	1,2	C2 Z	15S6E450HH
C2 ¤	15S6E500HH	1,2	14,05	500	125	600	1,2	2000	1260	15,11	1,2	C2 Z	15S6E500HH
C2 ¤	15S6E600HH	1,2	15,07	600	125	600	1,2	2100	1360	16,20	1,2	C2 Z	15S6E600HH
C2 ¤	15S6E700LK	1,8	22,75	700	125	600	1,5	2200	1460	23,89	1,8	C2 Z	15S6E700LK
C2 ¤	15S6E750LK	1,8	23,46	750	125	600	1,5	2250	1510	24,63	1,8	C2 Z	15S6E750LK
C2 ¤	15S6E800LK	1,8	24,17	800	125	600	1,5	2300	1560	25,38	1,8	C2 Z	15S6E800LK
C2 ¤	15S6E900LK	1,8	25,58	900	125	600	1,5	2400	1660	26,87	1,8	C2 Z	15S6E900LK

¤ Scegli il materiale/ *Choose the material*

COPERCHIO *Cover*

15N S I Y Z

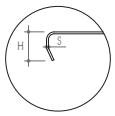

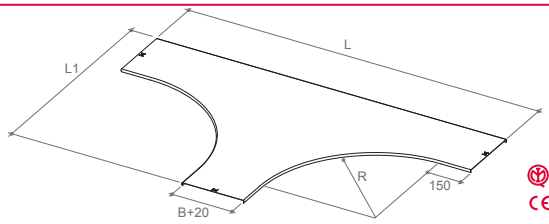

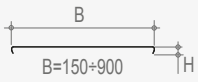

S I Y	Codice/ Code	S mm	⚖ kg/pz	B mm	H mm	R mm		L mm	L1 mm	⚖ kg/pz	S mm	Z	Codice/ Code
C2 ¤	15N6P150F	1,0	5,00	150	15	600		1650	910	5,45	1,0	C2 Z	15N6P150F
C2 ¤	15N6P200F	1,0	6,03	200	15	600		1700	960	6,58	1,0	C2 Z	15N6P200F
C2 ¤	15N6P300F	1,0	8,21	300	15	600		1800	1060	8,95	1,0	C2 Z	15N6P300F
C2 ¤	15N6P400F	1,0	10,54	400	15	600		1900	1160	11,50	1,0	C2 Z	15N6P400F
C2 ¤	15N6P450H	1,2	14,12	450	15	600		1950	1210	15,19	1,2	C2 Z	15N6P450H
C2 ¤	15N6P500H	1,2	15,64	500	15	600		2000	1260	16,82	1,2	C2 Z	15N6P500H
C2 ¤	15N6P600H	1,2	18,82	600	15	600		2100	1360	20,24	1,2	C2 Z	15N6P600H
C2 ¤	15N6P700K	1,5	27,74	700	15	600		2200	1460	29,41	1,5	C2 Z	15N6P700K
C2 ¤	15N6P750K	1,5	29,93	750	15	600		2250	1510	31,74	1,5	C2 Z	15N6P750K
C2 ¤	15N6P800K	1,5	32,18	800	15	600		2300	1560	34,12	1,5	C2 Z	15N6P800K
C2 ¤	15N6P900K	1,5	36,86	900	15	600		2400	1660	39,09	1,5	C2 Z	15N6P900K

¤ Scegli il materiale/ *Choose the material*

STANDARD					
S	Zincato Sendzimir *Pre-galvanized Sendzimir*	I	Acciaio Inox AISI 304 *AISI 304 Stainless steel*	Y	Acciaio Inox AISI 316L *AISI 316L Stainless steel*
Z	Zincato a caldo dopo lavorazione *Hot-dip galvanized after manufacture*	J	AISI 304 Decontaminato *AISI 304 Decontamined*	N	AISI 316L Decontaminato *AISI 316L Decontamined*

VARIANT			
V	Sendzimir con Verniciatura RAL 5012 *Sendzimir with RAL 5012 Painted*	A	Lega di alluminio *Aluminium alloy*
W	Zinc. a c. con Verniciatura RAL 5012 *Hot-dip galv. with RAL 5012 Painted*	B	Lega di alluminio anodizzato *Aluminium alloy anodized*

DERIVAZIONE PIANA A "T" A VIE DISUGUALI R=600 mm *Unequal "T" derivation*

16S S I/J Y/N Z

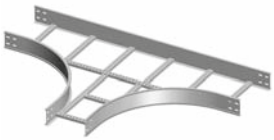

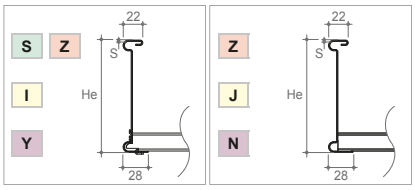

Aggraffata / *Clinched* Saldata / *Welded*

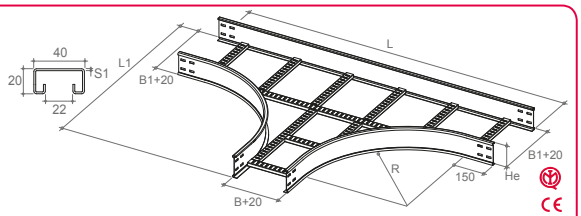

B/B1 ≥ 700 solo saldata
B/B1 ≥ 700 olny welded

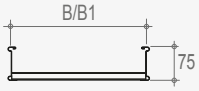

B =150÷750
B1=300÷900

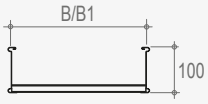

B =150÷750
B1=300÷900

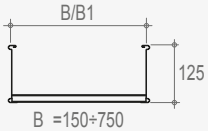

B =150÷750
B1=300÷900

Altre dimensioni a richiesta
Other dimensions on request

S I/J Y/N	Codice/ Code	S mm	Δ kg/pz	B/B1 mm	He mm	R mm	S1 mm	L mm	L1 mm	Δ kg/pz	S mm	Z	Codice/ Code
C2 ¤	16S6C150HH33	1,2	9,17	150/300	75	600	1,2	1650	1060	9,86	1,2	C2 Z	16S6C150HH33
C2 ¤	16S6C200HH33	1,2	9,36	200/300	75	600	1,2	1700	1060	10,06	1,2	C2 Z	16S6C200HH33
C2 ¤	16S6C300HH44	1,2	10,25	300/400	75	600	1,2	1800	1160	11,02	1,2	C2 Z	16S6C300HH44
C2 ¤	16S6C300HHDD	1,2	10,50	300/450	75	600	1,2	1800	1210	11,29	1,2	C2 Z	16S6C300HHDD
C2 ¤	16S6C400HH55	1,2	11,56	400/500	75	600	1,2	1900	1260	12,43	1,2	C2 Z	16S6C400HH55
C2 ¤	16S6C450HH66	1,2	12,34	450/600	75	600	1,2	1950	1360	13,27	1,2	C2 Z	16S6C450HH66
C2 ¤	16S6C500HH66	1,2	12,53	500/600	75	600	1,2	2000	1360	13,47	1,2	C2 Z	16S6C500HH66
C2 ¤	16S6C600LK77	1,8	18,19	600/700	75	600	1,5	2100	1460	19,11	1,8	C2 Z	16S6C600LK77
C2 ¤	16S6C600LKGG	1,8	18,56	600/750	75	600	1,5	2100	1510	19,50	1,8	C2 Z	16S6C600LKGG
C2 ¤	16S6C700LK88	1,8	20,28	700/800	75	600	1,5	2200	1560	21,30	1,8	C2 Z	16S6C700LK88
C2 ¤	16S6C750LK99	1,8	21,38	750/900	75	600	1,5	2250	1660	22,45	1,8	C2 Z	16S6C750LK99
C2 ¤	16S6D150HH33	1,2	10,14	150/300	100	600	1,2	1650	1060	10,91	1,2	C2 Z	16S6D150HH33
C2 ¤	16S6D200HH33	1,2	10,34	200/300	100	600	1,2	1700	1060	11,12	1,2	C2 Z	16S6D200HH33
C2 ¤	16S6D300HH44	1,2	11,26	300/400	100	600	1,2	1800	1160	12,10	1,2	C2 Z	16S6D300HH44
C2 ¤	16S6D300HHDD	1,2	11,51	300/450	100	600	1,2	1800	1210	12,38	1,2	C2 Z	16S6D300HHDD
C2 ¤	16S6D400HH55	1,2	12,59	400/500	100	600	1,2	1900	1260	13,54	1,2	C2 Z	16S6D400HH55
C2 ¤	16S6D450HH66	1,2	13,38	450/600	100	600	1,2	1950	1360	14,39	1,2	C2 Z	16S6D450HH66
C2 ¤	16S6D500HH66	1,2	13,58	500/600	100	600	1,2	2000	1360	14,61	1,2	C2 Z	16S6D500HH66
C2 ¤	16S6D600LK77	1,8	19,81	600/700	100	600	1,5	2100	1460	20,81	1,8	C2 Z	16S6D600LK77
C2 ¤	16S6D600LKGG	1,8	20,18	600/750	100	600	1,5	2100	1510	21,20	1,8	C2 Z	16S6D600LKGG
C2 ¤	16S6D700LK88	1,8	21,94	700/800	100	600	1,5	2200	1560	23,04	1,8	C2 Z	16S6D700LK88
C2 ¤	16S6D750LK99	1,8	23,05	750/900	100	600	1,5	2250	1660	24,21	1,8	C2 Z	16S6D750LK99
C2 ¤	16S6E150HH33	1,2	11,12	150/300	125	600	1,2	1650	1060	11,95	1,2	C2 Z	16S6E150HH33
C2 ¤	16S6E200HH33	1,2	11,33	200/300	125	600	1,2	1700	1060	12,18	1,2	C2 Z	16S6E200HH33
C2 ¤	16S6E300HH44	1,2	12,27	300/400	125	600	1,2	1800	1160	13,19	1,2	C2 Z	16S6E300HH44
C2 ¤	16S6E300HHDD	1,2	12,52	300/450	125	600	1,2	1800	1210	13,46	1,2	C2 Z	16S6E300HHDD
C2 ¤	16S6E400HH55	1,2	13,62	400/500	125	600	1,2	1900	1260	14,65	1,2	C2 Z	16S6E400HH55
C2 ¤	16S6E450HH66	1,2	14,43	450/600	125	600	1,2	1950	1360	15,51	1,2	C2 Z	16S6E450HH66
C2 ¤	16S6E500HH66	1,2	14,64	500/600	125	600	1,2	2000	1360	15,74	1,2	C2 Z	16S6E500HH66
C2 ¤	16S6E600LK77	1,8	21,43	600/700	125	600	1,5	2100	1460	22,51	1,8	C2 Z	16S6E600LK77
C2 ¤	16S6E600LKGG	1,8	21,80	600/750	125	600	1,5	2100	1510	22,90	1,8	C2 Z	16S6E600LKGG
C2 ¤	16S6E700LK88	1,8	23,59	700/800	125	600	1,5	2200	1560	24,78	1,8	C2 Z	16S6E700LK88
C2 ¤	16S6E750LK99	1,8	24,72	750/900	125	600	1,5	2250	1660	25,97	1,8	C2 Z	16S6E750LK99

¤ Scegli il materiale/ *Choose the material*

COPERCHIO *Cover*

16N S I Y Z

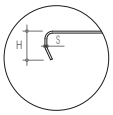

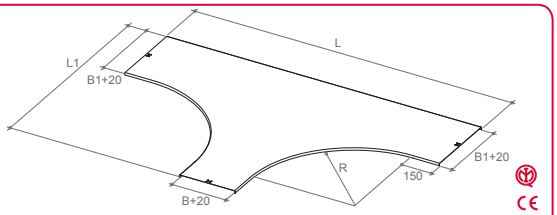

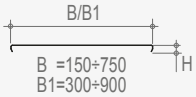

B =150÷750
B1=300÷900

Altre dimensioni a richiesta
Other dimensions on request

S I Y	Codice/ Code	S mm	Δ kg/pz	B/B1 mm	H mm	R mm		L mm	L1 mm	Δ kg/pz	S mm	Z	Codice/ Code
C2 ¤	16N6P150F33	1,0	6,94	150/300	15	600		1650	1060	7,57	1,0	C2 Z	16N6P150F33
C2 ¤	16N6P200F33	1,0	7,36	200/300	15	600		1700	1060	8,03	1,0	C2 Z	16N6P200F33
C2 ¤	16N6P300F44	1,0	9,62	300/400	15	600		1800	1160	10,49	1,0	C2 Z	16N6P300F44
C2 ¤	16N6P300HDD	1,2	12,39	300/450	15	600		1800	1210	13,33	1,2	C2 Z	16N6P300HDD
C2 ¤	16N6P400H55	1,2	14,44	400/500	15	600		1900	1260	15,53	1,2	C2 Z	16N6P400H55
C2 ¤	16N6P450H66	1,2	16,88	450/600	15	600		1950	1360	18,15	1,2	C2 Z	16N6P450H66
C2 ¤	16N6P500H66	1,2	17,53	500/600	15	600		2000	1360	18,85	1,2	C2 Z	16N6P500H66
C2 ¤	16N6P600K77	1,5	26,00	600/700	15	600		2100	1460	27,57	1,5	C2 Z	16N6P600K77
C2 ¤	16N6P600KGG	1,5	27,24	600/750	15	600		2100	1510	28,88	1,5	C2 Z	16N6P600KGG
C2 ¤	16N6P700K88	1,5	30,33	700/800	15	600		2200	1560	32,16	1,5	C2 Z	16N6P700K88
C2 ¤	16N6P750K99	1,5	33,90	750/900	15	600		2250	1660	35,95	1,5	C2 Z	16N6P750K99

¤ Scegli il materiale/ *Choose the material*

STANDARD							
	S	Zincato Sendzimir *Pre-galvanized Sendzimir*	I	Acciaio Inox AISI 304 *AISI 304 Stainless steel*	Y	Acciaio Inox AISI 316L *AISI 316L Stainless steel*
	Z	Zincato a caldo dopo lavorazione *Hot-dip galvanized after manufacture*	J	AISI 304 Decontaminato *AISI 304 Decontamined*	N	AISI 316L Decontaminato *AISI 316L Decontamined*

VARIANT				
	V	Sendzimir con Verniciatura RAL 5012 *Sendzimir with RAL 5012 Painted*	A	Lega di alluminio *Aluminium alloy*
	W	Zinc. a c. con Verniciatura RAL 5012 *Hot-dip galv. with RAL 5012 Painted*	B	Lega di alluminio anodizzato *Aluminium alloy anodized*

DERIVAZIONE PIANA A "X" R=600 mm *Horizontal "X" derivation*

17S S I/J Y/N Z

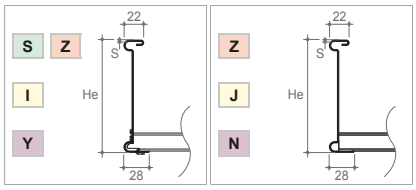

Aggraffata / *Clinched* Saldata / *Welded*

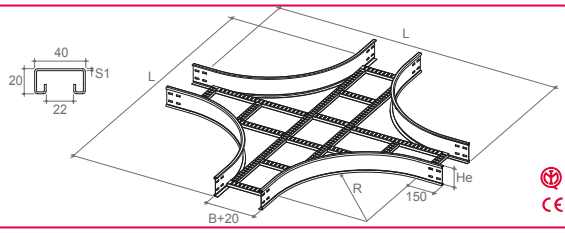

B ≥ 700 solo saldata/ *B ≥ 700 olny welded*

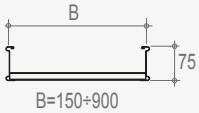

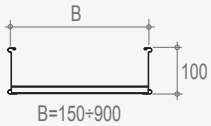

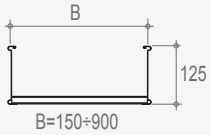

S I/J Y/N	Codice/ Code	S mm	⚖ kg/pz	B mm	He mm	R mm	S1 mm	L mm	⚖ kg/pz	S mm	Z	Codice/ Code
C2 ¤	17S6C150HH	1,2	9,84	150	75	600	1,2	1650	10,59	1,2	C2 Z	17S6C150HH
C2 ¤	17S6C200HH	1,2	10,35	200	75	600	1,2	1700	11,13	1,2	C2 Z	17S6C200HH
C2 ¤	17S6C300HH	1,2	13,40	300	75	600	1,2	1800	14,41	1,2	C2 Z	17S6C300HH
C2 ¤	17S6C400HH	1,2	14,75	400	75	600	1,2	1900	15,87	1,2	C2 Z	17S6C400HH
C2 ¤	17S6C450HH	1,2	15,30	450	75	600	1,2	1950	16,46	1,2	C2 Z	17S6C450HH
C2 ¤	17S6C500HH	1,2	15,85	500	75	600	1,2	2000	17,05	1,2	C2 Z	17S6C500HH
C2 ¤	17S6C600HH	1,2	16,95	600	75	600	1,2	2100	18,23	1,2	C2 Z	17S6C600HH
C2 ¤	17S6C700LK	1,8	24,73	700	75	600	1,5	2200	25,98	1,8	C2 Z	17S6C700LK
C2 ¤	17S6C750LK	1,8	25,47	750	75	600	1,5	2250	26,75	1,8	C2 Z	17S6C750LK
C2 ¤	17S6C800LK	1,8	26,21	800	75	600	1,5	2300	27,53	1,8	C2 Z	17S6C800LK
C2 ¤	17S6C900LK	1,8	27,69	900	75	600	1,5	2400	29,08	1,8	C2 Z	17S6C900LK
C2 ¤	17S6D150HH	1,2	11,01	150	100	600	1,2	1650	11,84	1,2	C2 Z	17S6D150HH
C2 ¤	17S6D200HH	1,2	11,52	200	100	600	1,2	1700	12,39	1,2	C2 Z	17S6D200HH
C2 ¤	17S6D300HH	1,2	14,57	300	100	600	1,2	1800	15,67	1,2	C2 Z	17S6D300HH
C2 ¤	17S6D400HH	1,2	15,92	400	100	600	1,2	1900	17,12	1,2	C2 Z	17S6D400HH
C2 ¤	17S6D450HH	1,2	16,47	450	100	600	1,2	1950	17,72	1,2	C2 Z	17S6D450HH
C2 ¤	17S6D500HH	1,2	17,02	500	100	600	1,2	2000	18,31	1,2	C2 Z	17S6D500HH
C2 ¤	17S6D600HH	1,2	18,12	600	100	600	1,2	2100	19,49	1,2	C2 Z	17S6D600HH
C2 ¤	17S6D700LK	1,8	26,49	700	100	600	1,5	2200	27,82	1,8	C2 Z	17S6D700LK
C2 ¤	17S6D750LK	1,8	27,23	750	100	600	1,5	2250	28,60	1,8	C2 Z	17S6D750LK
C2 ¤	17S6D800LK	1,8	27,97	800	100	600	1,5	2300	29,37	1,8	C2 Z	17S6D800LK
C2 ¤	17S6D900LK	1,8	29,45	900	100	600	1,5	2400	30,93	1,8	C2 Z	17S6D900LK
C2 ¤	17S6E150HH	1,2	12,18	150	125	600	1,2	1650	13,10	1,2	C2 Z	17S6E150HH
C2 ¤	17S6E200HH	1,2	12,69	200	125	600	1,2	1700	13,65	1,2	C2 Z	17S6E200HH
C2 ¤	17S6E300HH	1,2	15,74	300	125	600	1,2	1800	16,93	1,2	C2 Z	17S6E300HH
C2 ¤	17S6E400HH	1,2	17,10	400	125	600	1,2	1900	18,38	1,2	C2 Z	17S6E400HH
C2 ¤	17S6E450HH	1,2	17,64	450	125	600	1,2	1950	18,97	1,2	C2 Z	17S6E450HH
C2 ¤	17S6E500HH	1,2	18,19	500	125	600	1,2	2000	19,57	1,2	C2 Z	17S6E500HH
C2 ¤	17S6E600HH	1,2	19,29	600	125	600	1,2	2100	20,75	1,2	C2 Z	17S6E600HH
C2 ¤	17S6E700LK	1,8	28,24	700	125	600	1,5	2200	29,66	1,8	C2 Z	17S6E700LK
C2 ¤	17S6E750LK	1,8	28,98	750	125	600	1,5	2250	30,44	1,8	C2 Z	17S6E750LK
C2 ¤	17S6E800LK	1,8	29,72	800	125	600	1,5	2300	31,22	1,8	C2 Z	17S6E800LK
C2 ¤	17S6E900LK	1,8	31,20	900	125	600	1,5	2400	32,77	1,8	C2 Z	17S6E900LK

¤ Scegli il materiale/ *Choose the material*

COPERCHIO *Cover*

17N S I Y Z

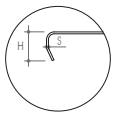

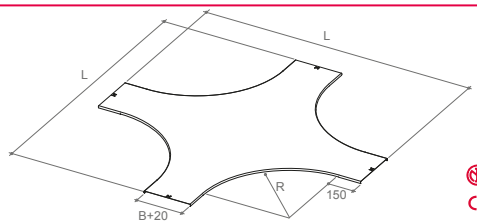

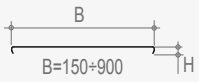

S I Y	Codice/ Code	S mm	⚖ kg/pz	B mm	H mm	R mm	L mm	⚖ kg/pz	S mm	Z	Codice/ Code
C2 ¤	17N6P150F	1,0	7,41	150	15	600	1650	8,08	1,0	C2 Z	17N6P150F
C2 ¤	17N6P200F	1,0	8,72	200	15	600	1700	9,51	1,0	C2 Z	17N6P200F
C2 ¤	17N6P300F	1,0	11,47	300	15	600	1800	12,51	1,0	C2 Z	17N6P300F
C2 ¤	17N6P400F	1,0	14,38	400	15	600	1900	15,68	1,0	C2 Z	17N6P400F
C2 ¤	17N6P450H	1,2	19,06	450	15	600	1950	20,50	1,2	C2 Z	17N6P450H
C2 ¤	17N6P500H	1,2	20,92	500	15	600	2000	22,50	1,2	C2 Z	17N6P500H
C2 ¤	17N6P600H	1,2	24,79	600	15	600	2100	26,65	1,2	C2 Z	17N6P600H
C2 ¤	17N6P700K	1,5	36,05	700	15	600	2200	38,22	1,5	C2 Z	17N6P700K
C2 ¤	17N6P750K	1,5	38,67	750	15	600	2250	41,00	1,5	C2 Z	17N6P750K
C2 ¤	17N6P800K	1,5	41,35	800	15	600	2300	43,84	1,5	C2 Z	17N6P800K
C2 ¤	17N6P900K	1,5	46,88	900	15	600	2400	49,71	1,5	C2 Z	17N6P900K

¤ Scegli il materiale/ *Choose the material*

STANDARD					
S	Zincato Sendzimir *Pre-galvanized Sendzimir*	I	Acciaio Inox AISI 304 *AISI 304 Stainless steel*	Y	Acciaio Inox AISI 316L *AISI 316L Stainless steel*
Z	Zincato a caldo dopo lavorazione *Hot-dip galvanized after manufacture*	J	AISI 304 Decontaminato *AISI 304 Decontamined*	N	AISI 316L Decontaminato *AISI 316L Decontamined*

VARIANT			
V	Sendzimir con Verniciatura RAL 5012 *Sendzimir with RAL 5012 Painted*	A	Lega di alluminio *Aluminium alloy*
W	Zinc. a c. con Verniciatura RAL 5012 *Hot-dip galv. with RAL 5012 Painted*	B	Lega di alluminio anodizzato *Aluminium alloy anodized*

ESEMPI DI MONTAGGIO *Installation examples*

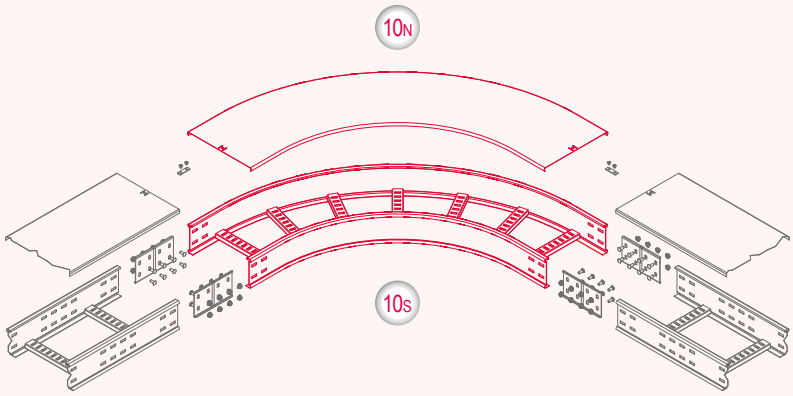

10S *Curva piana a 90° R=600 mm - 90° horizontal bend R=600 mm*

10N *Coperchio - Cover*

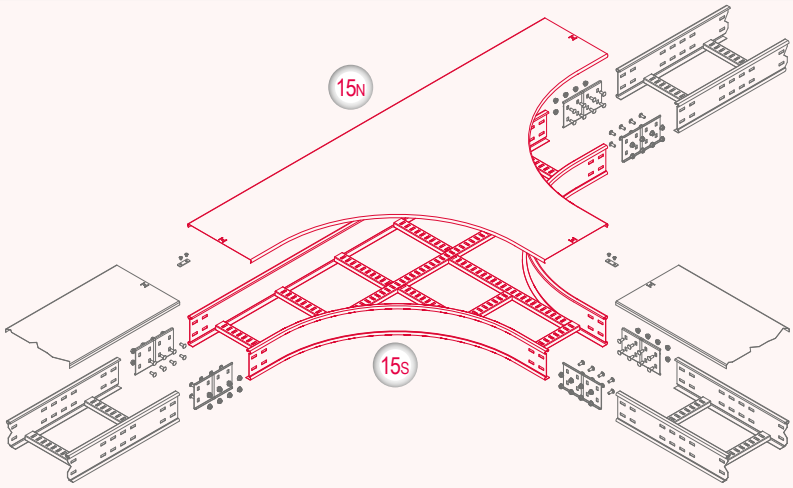

15S *Derivazione a "T" orizzontale R=600 mm - Horizontal "T" derivation R=600 mm*

15N *Coperchio - Cover*

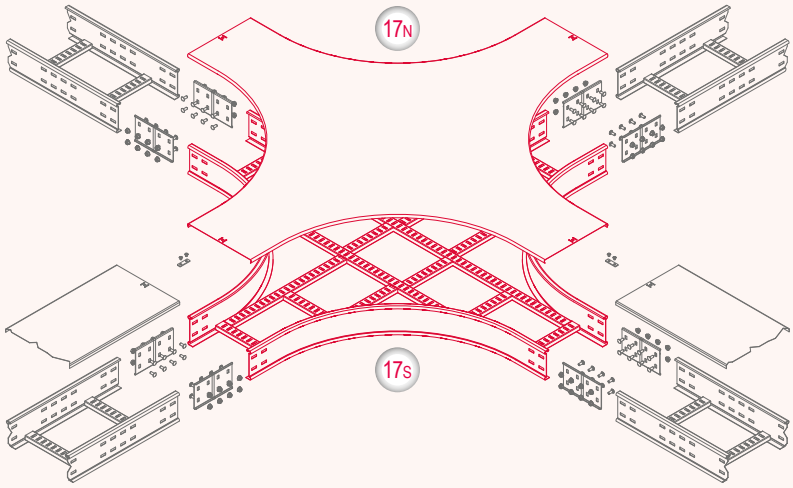

17S *Derivazione a "X" orizzontale R=600 mm - Horizontal "X" derivation R=600 mm*

17N *Coperchio - Cover*

RIDUZIONE CENTRALE *Central reduction*

20S S I/J Y/N Z

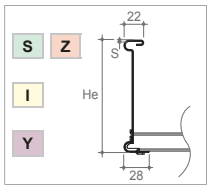

Aggraffata / *Clinched*

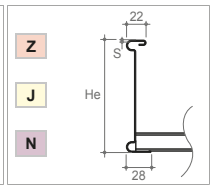

Saldata / *Welded*

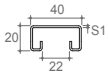

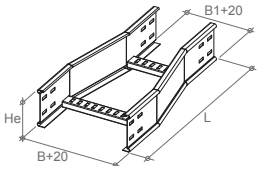

B ≥ 700 solo saldata/ *B ≥ 700 olny welded*

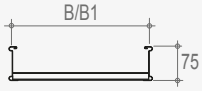

B =300÷900
B1=150÷750

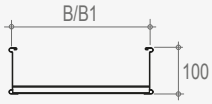

B =300÷900
B1=150÷750

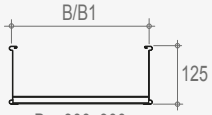

B =300÷900
B1=150÷750

Altre dimensioni a richiesta
Other dimensions on request

S I/J Y/N Codice/ Code	S mm	Δ kg/pz	B mm	B1 mm	H mm	S1 mm	L mm	Δ kg/pz	S mm	Z Codice/ Code
C2 ¤ 20SAC300HH	1,2	1,92	300	150	75	1,2	600	2,07	1,2	C2 Z 20SAC300HH
C2 ¤ 20S2C300HH	1,2	1,95	300	200	75	1,2	600	2,10	1,2	C2 Z 20S2C300HH
C2 ¤ 20S3C400HH	1,2	2,12	400	300	75	1,2	600	2,28	1,2	C2 Z 20S3C400HH
C2 ¤ 20S3C450HH	1,2	2,18	450	300	75	1,2	600	2,34	1,2	C2 Z 20S3C450HH
C2 ¤ 20S4C500HH	1,2	2,29	500	400	75	1,2	600	2,46	1,2	C2 Z 20S4C500HH
C2 ¤ 20SDC600HH	1,2	2,43	600	450	75	1,2	600	2,61	1,2	C2 Z 20SDC600HH
C2 ¤ 20S5C600HH	1,2	2,46	600	500	75	1,2	600	2,64	1,2	C2 Z 20S5C600HH
C2 ¤ 20S6C700LK	1,8	3,63	700	600	75	1,5	600	3,81	1,8	C2 Z 20S6C700LK
C2 ¤ 20S6C750LK	1,8	3,70	750	600	75	1,5	600	3,89	1,8	C2 Z 20S6C750LK
C2 ¤ 20S7C800LK	1,8	3,84	800	700	75	1,5	600	4,04	1,8	C2 Z 20S7C800LK
C2 ¤ 20SGC900LK	1,8	4,02	900	750	75	1,5	600	4,22	1,8	C2 Z 20SGC900LK
C2 ¤ 20SAD300HH	1,2	2,21	300	150	100	1,2	600	2,38	1,2	C2 Z 20SAD300HH
C2 ¤ 20S2D300HH	1,2	2,24	300	200	100	1,2	600	2,40	1,2	C2 Z 20S2D300HH
C2 ¤ 20S3D400HH	1,2	2,40	400	300	100	1,2	600	2,59	1,2	C2 Z 20S3D400HH
C2 ¤ 20S3D450HH	1,2	2,46	450	300	100	1,2	600	2,65	1,2	C2 Z 20S3D450HH
C2 ¤ 20S4D500HH	1,2	2,57	500	400	100	1,2	600	2,77	1,2	C2 Z 20S4D500HH
C2 ¤ 20SDD600HH	1,2	2,72	600	450	100	1,2	600	2,92	1,2	C2 Z 20SDD600HH
C2 ¤ 20S5D600HH	1,2	2,74	600	500	100	1,2	600	2,95	1,2	C2 Z 20S5D600HH
C2 ¤ 20S6D700LK	1,8	4,06	700	600	100	1,5	600	4,26	1,8	C2 Z 20S6D700LK
C2 ¤ 20S6D750LK	1,8	4,13	750	600	100	1,5	600	4,34	1,8	C2 Z 20S6D750LK
C2 ¤ 20S7D800LK	1,8	4,27	800	700	100	1,5	600	4,48	1,8	C2 Z 20S7D800LK
C2 ¤ 20SGD900LK	1,8	4,45	900	750	100	1,5	600	4,67	1,8	C2 Z 20SGD900LK
C2 ¤ 20SAE300HH	1,2	2,50	300	150	125	1,2	600	2,68	1,2	C2 Z 20SAE300HH
C2 ¤ 20S2E300HH	1,2	2,52	300	200	125	1,2	600	2,71	1,2	C2 Z 20S2E300HH
C2 ¤ 20S3E400HH	1,2	2,69	400	300	125	1,2	600	2,89	1,2	C2 Z 20S3E400HH
C2 ¤ 20S3E450HH	1,2	2,75	450	300	125	1,2	600	2,96	1,2	C2 Z 20S3E450HH
C2 ¤ 20S4E500HH	1,2	2,86	500	400	125	1,2	600	3,07	1,2	C2 Z 20S4E500HH
C2 ¤ 20SDE600HH	1,2	3,00	600	450	125	1,2	600	3,23	1,2	C2 Z 20SDE600HH
C2 ¤ 20S5E600HH	1,2	3,03	600	500	125	1,2	600	3,26	1,2	C2 Z 20S5E600HH
C2 ¤ 20S6E700LK	1,8	4,48	700	600	125	1,5	600	4,71	1,8	C2 Z 20S6E700LK
C2 ¤ 20S6E750LK	1,8	4,56	750	600	125	1,5	600	4,79	1,8	C2 Z 20S6E750LK
C2 ¤ 20S7E800LK	1,8	4,70	800	700	125	1,5	600	4,93	1,8	C2 Z 20S7E800LK
C2 ¤ 20SGE900LK	1,8	4,88	900	750	125	1,5	600	5,13	1,8	C2 Z 20SGE900LK

¤ Scegli il materiale/ *Choose the material*

COPERCHIO *Cover*

20N S I Y Z

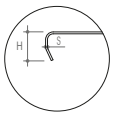

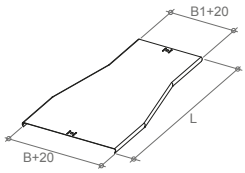

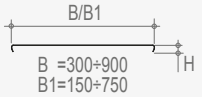

B =300÷900
B1=150÷750

Altre dimensioni a richiesta
Other dimensions on request

S I Y Codice/ Code	S mm	Δ kg/pz	B mm	B1 mm	H mm	L mm	Δ kg/pz	S mm	Z Codice/ Code
C2 ¤ 20NAP300F	1,0	1,37	300	150	15	600	1,49	1,0	C2 Z 20NAP300F
C2 ¤ 20N2P300F	1,0	1,49	300	200	15	600	1,62	1,0	C2 Z 20N2P300F
C2 ¤ 20N3P400F	1,0	1,96	400	300	15	600	2,14	1,0	C2 Z 20N3P400F
C2 ¤ 20N3P450H	1,2	2,49	450	300	15	600	2,68	1,2	C2 Z 20N3P450H
C2 ¤ 20N4P500H	1,2	2,92	500	400	15	600	3,14	1,2	C2 Z 20N4P500H
C2 ¤ 20NDP600H	1,2	3,34	600	450	15	600	3,59	1,2	C2 Z 20NDP600H
C2 ¤ 20N5P600H	1,2	3,48	600	500	15	600	3,74	1,2	C2 Z 20N5P600H
C2 ¤ 20N6P700K	1,5	5,06	700	600	15	600	5,36	1,5	C2 Z 20N6P700K
C2 ¤ 20N6P750K	1,5	5,24	750	600	15	600	5,55	1,5	C2 Z 20N6P750K
C2 ¤ 20N7P800K	1,5	5,77	800	700	15	600	6,11	1,5	C2 Z 20N7P800K
C2 ¤ 20NGP900K	1,5	6,29	900	750	15	600	6,67	1,5	C2 Z 20NGP900K

¤ Scegli il materiale/ *Choose the material*

STANDARD					
S	Zincato Sendzimir *Pre-galvanized Sendzimir*	I	Acciaio Inox AISI 304 *AISI 304 Stainless steel*	Y	Acciaio Inox AISI 316L *AISI 316L Stainless steel*
Z	Zincato a caldo dopo lavorazione *Hot-dip galvanized after manufacture*	J	AISI 304 Decontaminato *AISI 304 Decontamined*	N	AISI 316L Decontaminato *AISI 316L Decontamined*

VARIANT			
V	Sendzimir con Verniciatura RAL 5012 *Sendzimir with RAL 5012 Painted*	A	Lega di alluminio *Aluminium alloy*
W	Zinc. a c. con Verniciatura RAL 5012 *Hot-dip galv. with RAL 5012 Painted*	B	Lega di alluminio anodizzato *Aluminium alloy anodized*

RIDUZIONE DESTRA *Right reduction*

21S S I/J Y/N Z



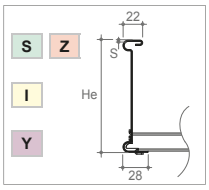

Aggraffata / *Clinched*

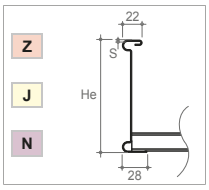

Saldata / *Welded*

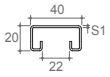

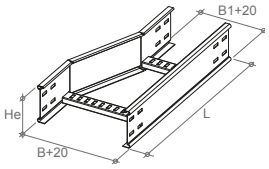

B ≥ 700 solo saldata/ *B ≥ 700 olny welded*

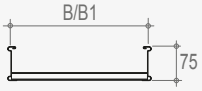

B =300÷900
B1=150÷750

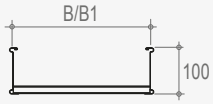

B =300÷900
B1=150÷750

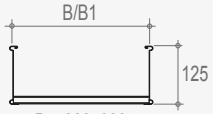

B =300÷900
B1=150÷750

Altre dimensioni a richiesta
Other dimensions on request

S I/J Y/N	Codice/ Code	S mm	⚖ kg/pz	B mm	B1 mm	H mm	S1 mm	L mm	⚖ kg/pz	S mm	Z	Codice/ Code
C2 ¤	21SAC300HH	1,2	1,94	300	150	75	1,2	600	2,09	1,2	C2 Z	21SAC300HH
C2 ¤	21S2C300HH	1,2	1,96	300	200	75	1,2	600	2,11	1,2	C2 Z	21S2C300HH
C2 ¤	21S3C400HH	1,2	2,13	400	300	75	1,2	600	2,29	1,2	C2 Z	21S3C400HH
C2 ¤	21S3C450HH	1,2	2,20	450	300	75	1,2	600	2,36	1,2	C2 Z	21S3C450HH
C2 ¤	21S4C500HH	1,2	2,30	500	400	75	1,2	600	2,47	1,2	C2 Z	21S4C500HH
C2 ¤	21SDC600HH	1,2	2,45	600	450	75	1,2	600	2,63	1,2	C2 Z	21SDC600HH
C2 ¤	21S5C600HH	1,2	2,47	600	500	75	1,2	600	2,65	1,2	C2 Z	21S5C600HH
C2 ¤	21S6C700LK	1,8	3,63	700	600	75	1,5	600	3,81	1,8	C2 Z	21S6C700LK
C2 ¤	21S6C750LK	1,8	3,70	750	600	75	1,5	600	3,89	1,8	C2 Z	21S6C750LK
C2 ¤	21S7C800LK	1,8	3,84	800	700	75	1,5	600	4,04	1,8	C2 Z	21S7C800LK
C2 ¤	21SGC900LK	1,8	4,02	900	750	75	1,5	600	4,22	1,8	C2 Z	21SGC900LK
C2 ¤	21SAD300HH	1,2	2,23	300	150	100	1,2	600	2,40	1,2	C2 Z	21SAD300HH
C2 ¤	21S2D300HH	1,2	2,25	300	200	100	1,2	600	2,42	1,2	C2 Z	21S2D300HH
C2 ¤	21S3D400HH	1,2	2,42	400	300	100	1,2	600	2,60	1,2	C2 Z	21S3D400HH
C2 ¤	21S3D450HH	1,2	2,49	450	300	100	1,2	600	2,68	1,2	C2 Z	21S3D450HH
C2 ¤	21S4D500HH	1,2	2,59	500	400	100	1,2	600	2,78	1,2	C2 Z	21S4D500HH
C2 ¤	21SDD600HH	1,2	2,74	600	450	100	1,2	600	2,95	1,2	C2 Z	21SDD600HH
C2 ¤	21S5D600HH	1,2	2,75	600	500	100	1,2	600	2,96	1,2	C2 Z	21S5D600HH
C2 ¤	21S6D700LK	1,8	4,06	700	600	100	1,5	600	4,26	1,8	C2 Z	21S6D700LK
C2 ¤	21S6D750LK	1,8	4,13	750	600	100	1,5	600	4,34	1,8	C2 Z	21S6D750LK
C2 ¤	21S7D800LK	1,8	4,27	800	700	100	1,5	600	4,48	1,8	C2 Z	21S7D800LK
C2 ¤	21SGD900LK	1,8	4,45	900	750	100	1,5	600	4,67	1,8	C2 Z	21SGD900LK
C2 ¤	21SAE300HH	1,2	2,53	300	150	125	1,2	600	2,73	1,2	C2 Z	21SAE300HH
C2 ¤	21S2E300HH	1,2	2,53	300	200	125	1,2	600	2,73	1,2	C2 Z	21S2E300HH
C2 ¤	21S3E400HH	1,2	2,70	400	300	125	1,2	600	2,91	1,2	C2 Z	21S3E400HH
C2 ¤	21S3E450HH	1,2	2,78	450	300	125	1,2	600	2,99	1,2	C2 Z	21S3E450HH
C2 ¤	21S4E500HH	1,2	2,87	500	400	125	1,2	600	3,09	1,2	C2 Z	21S4E500HH
C2 ¤	21SDE600HH	1,2	3,03	600	450	125	1,2	600	3,26	1,2	C2 Z	21SDE600HH
C2 ¤	21S5E600HH	1,2	3,04	600	500	125	1,2	600	3,27	1,2	C2 Z	21S5E600HH
C2 ¤	21S6E700LK	1,8	4,48	700	600	125	1,5	600	4,71	1,8	C2 Z	21S6E700LK
C2 ¤	21S6E750LK	1,8	4,56	750	600	125	1,5	600	4,79	1,8	C2 Z	21S6E750LK
C2 ¤	21S7E800LK	1,8	4,70	800	700	125	1,5	600	4,93	1,8	C2 Z	21S7E800LK
C2 ¤	21SGE900LK	1,8	4,88	900	750	125	1,5	600	5,13	1,8	C2 Z	21SGE900LK

¤ Scegli il materiale/ *Choose the material*

COPERCHIO *Cover*

21N S I Y Z

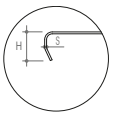

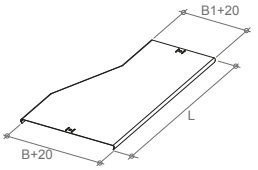

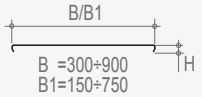

B =300÷900
B1=150÷750

Altre dimensioni a richiesta
Other dimensions on request

S I Y	Codice/ Code	S mm	⚖ kg/pz	B mm	B1 mm	H mm	L mm	⚖ kg/pz	S mm	Z	Codice/ Code
C2 ¤	21NAP300F	1,0	1,37	300	150	15	600	1,49	1,0	C2 Z	21NAP300F
C2 ¤	21N2P300F	1,0	1,49	300	200	15	600	1,62	1,0	C2 Z	21N2P300F
C2 ¤	21N3P400F	1,0	1,96	400	300	15	600	2,14	1,0	C2 Z	21N3P400F
C2 ¤	21N3P450H	1,2	2,49	450	300	15	600	2,68	1,2	C2 Z	21N3P450H
C2 ¤	21N4P500H	1,2	2,92	500	400	15	600	3,14	1,2	C2 Z	21N4P500H
C2 ¤	21NDP600H	1,2	3,34	600	450	15	600	3,59	1,2	C2 Z	21NDP600H
C2 ¤	21N5P600H	1,2	3,48	600	500	15	600	3,74	1,2	C2 Z	21N5P600H
C2 ¤	21N6P700K	1,5	5,06	700	600	15	600	5,36	1,5	C2 Z	21N6P700K
C2 ¤	21N6P750K	1,5	5,24	750	600	15	600	5,55	1,5	C2 Z	21N6P750K
C2 ¤	21N7P800K	1,5	5,77	800	700	15	600	6,11	1,5	C2 Z	21N7P800K
C2 ¤	21NGP900K	1,5	6,29	900	750	15	600	6,67	1,5	C2 Z	21NGP900K

¤ Scegli il materiale/ *Choose the material*

STANDARD					
S	Zincato Sendzimir *Pre-galvanized Sendzimir*	I	Acciaio Inox AISI 304 *AISI 304 Stainless steel*	Y	Acciaio Inox AISI 316L *AISI 316L Stainless steel*
Z	Zincato a caldo dopo lavorazione *Hot-dip galvanized after manufacture*	J	AISI 304 Decontaminato *AISI 304 Decontamined*	N	AISI 316L Decontaminato *AISI 316L Decontamined*

VARIANT			
V	Sendzimir con Verniciatura RAL 5012 *Sendzimir with RAL 5012 Painted*	A	Lega di alluminio *Aluminium alloy*
W	Zinc. a c. con Verniciatura RAL 5012 *Hot-dip galv. with RAL 5012 Painted*	B	Lega di alluminio anodizzato *Aluminium alloy anodized*

RIDUZIONE SINISTRA *Left reduction*

22S S I/J Y/N Z

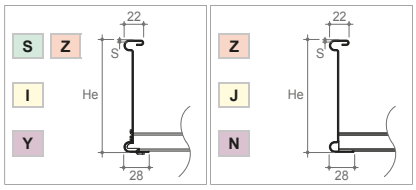

Aggraffata / *Clinched* Saldata / *Welded*

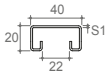

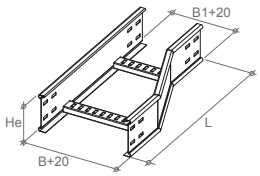

B ≥ 700 solo saldata/ *B ≥ 700 olny welded*

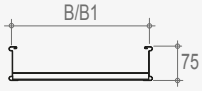

B =300÷900
B1=150÷750

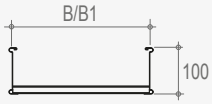

B =300÷900
B1=150÷750

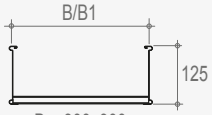

B =300÷900
B1=150÷750

Altre dimensioni a richiesta
Other dimensions on request

S I/J Y/N	Codice/ Code	S mm	⚖ kg/pz	B mm	B1 mm	H mm	S1 mm	L mm	⚖ kg/pz	S mm	Z	Codice/ Code
C2 ¤	22SAC300HH	1,2	1,94	300	150	75	1,2	600	2,09	1,2	C2 Z	22SAC300HH
C2 ¤	22S2C300HH	1,2	1,96	300	200	75	1,2	600	2,11	1,2	C2 Z	22S2C300HH
C2 ¤	22S3C400HH	1,2	2,13	400	300	75	1,2	600	2,29	1,2	C2 Z	22S3C400HH
C2 ¤	22S3C450HH	1,2	2,20	450	300	75	1,2	600	2,36	1,2	C2 Z	22S3C450HH
C2 ¤	22S4C500HH	1,2	2,30	500	400	75	1,2	600	2,47	1,2	C2 Z	22S4C500HH
C2 ¤	22SDC600HH	1,2	2,45	600	450	75	1,2	600	2,63	1,2	C2 Z	22SDC600HH
C2 ¤	22S5C600HH	1,2	2,47	600	500	75	1,2	600	2,65	1,2	C2 Z	22S5C600HH
C2 ¤	22S6C700LK	1,8	3,63	700	600	75	1,5	600	3,81	1,8	C2 Z	22S6C700LK
C2 ¤	22S6C750LK	1,8	3,70	750	600	75	1,5	600	3,89	1,8	C2 Z	22S6C750LK
C2 ¤	22S7C800LK	1,8	3,84	800	700	75	1,5	600	4,04	1,8	C2 Z	22S7C800LK
C2 ¤	22SGC900LK	1,8	4,02	900	750	75	1,5	600	4,22	1,8	C2 Z	22SGC900LK
C2 ¤	22SAD300HH	1,2	2,23	300	150	100	1,2	600	2,40	1,2	C2 Z	22SAD300HH
C2 ¤	22S2D300HH	1,2	2,25	300	200	100	1,2	600	2,42	1,2	C2 Z	22S2D300HH
C2 ¤	22S3D400HH	1,2	2,42	400	300	100	1,2	600	2,60	1,2	C2 Z	22S3D400HH
C2 ¤	22S3D450HH	1,2	2,49	450	300	100	1,2	600	2,68	1,2	C2 Z	22S3D450HH
C2 ¤	22S4D500HH	1,2	2,59	500	400	100	1,2	600	2,78	1,2	C2 Z	22S4D500HH
C2 ¤	22SDD600HH	1,2	2,74	600	450	100	1,2	600	2,95	1,2	C2 Z	22SDD600HH
C2 ¤	22S5D600HH	1,2	2,75	600	500	100	1,2	600	2,96	1,2	C2 Z	22S5D600HH
C2 ¤	22S6D700LK	1,8	4,06	700	600	100	1,5	600	4,26	1,8	C2 Z	22S6D700LK
C2 ¤	22S6D750LK	1,8	4,13	750	600	100	1,5	600	4,34	1,8	C2 Z	22S6D750LK
C2 ¤	22S7D800LK	1,8	4,27	800	700	100	1,5	600	4,48	1,8	C2 Z	22S7D800LK
C2 ¤	22SGD900LK	1,8	4,45	900	750	100	1,5	600	4,67	1,8	C2 Z	22SGD900LK
C2 ¤	22SAE300HH	1,2	2,53	300	150	125	1,2	600	2,73	1,2	C2 Z	22SAE300HH
C2 ¤	22S2E300HH	1,2	2,53	300	200	125	1,2	600	2,73	1,2	C2 Z	22S2E300HH
C2 ¤	22S3E400HH	1,2	2,70	400	300	125	1,2	600	2,91	1,2	C2 Z	22S3E400HH
C2 ¤	22S3E450HH	1,2	2,78	450	300	125	1,2	600	2,99	1,2	C2 Z	22S3E450HH
C2 ¤	22S4E500HH	1,2	2,87	500	400	125	1,2	600	3,09	1,2	C2 Z	22S4E500HH
C2 ¤	22SDE600HH	1,2	3,03	600	450	125	1,2	600	3,26	1,2	C2 Z	22SDE600HH
C2 ¤	22S5E600HH	1,2	3,04	600	500	125	1,2	600	3,27	1,2	C2 Z	22S5E600HH
C2 ¤	22S6E700LK	1,8	4,48	700	600	125	1,5	600	4,71	1,8	C2 Z	22S6E700LK
C2 ¤	22S6E750LK	1,8	4,56	750	600	125	1,5	600	4,79	1,8	C2 Z	22S6E750LK
C2 ¤	22S7E800LK	1,8	4,70	800	700	125	1,5	600	4,93	1,8	C2 Z	22S7E800LK
C2 ¤	22SGE900LK	1,8	4,88	900	750	125	1,5	600	5,13	1,8	C2 Z	22SGE900LK

¤ Scegli il materiale/ *Choose the material*

COPERCHIO *Cover*

22N S I Y Z

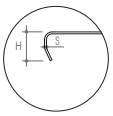

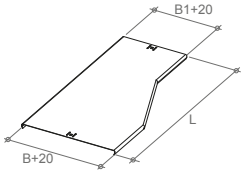

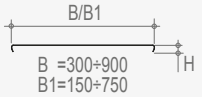

B =300÷900
B1=150÷750

Altre dimensioni a richiesta
Other dimensions on request

S I Y	Codice/ Code	S mm	⚖ kg/pz	B mm	B1 mm	H mm	L mm	⚖ kg/pz	S mm	Z	Codice/ Code
C2 ¤	22NAP300F	1,0	1,37	300	150	15	600	1,49	1,0	C2 Z	22NAP300F
C2 ¤	22N2P300F	1,0	1,49	300	200	15	600	1,62	1,0	C2 Z	22N2P300F
C2 ¤	22N3P400F	1,0	1,96	400	300	15	600	2,14	1,0	C2 Z	22N3P400F
C2 ¤	22N3P450H	1,2	2,49	450	300	15	600	2,68	1,2	C2 Z	22N3P450H
C2 ¤	22N4P500H	1,2	2,92	500	400	15	600	3,14	1,2	C2 Z	22N4P500H
C2 ¤	22NDP600H	1,2	3,34	600	450	15	600	3,59	1,2	C2 Z	22NDP600H
C2 ¤	22N5P600H	1,2	3,48	600	500	15	600	3,74	1,2	C2 Z	22N5P600H
C2 ¤	22N6P700K	1,5	5,06	700	600	15	600	5,36	1,5	C2 Z	22N6P700K
C2 ¤	22N6P750K	1,5	5,24	750	600	15	600	5,55	1,5	C2 Z	22N6P750K
C2 ¤	22N7P800K	1,5	5,77	800	700	15	600	6,11	1,5	C2 Z	22N7P800K
C2 ¤	22NGP900K	1,5	6,29	900	750	15	600	6,67	1,5	C2 Z	22NGP900K

¤ Scegli il materiale/ *Choose the material*

STANDARD							
	S	Zincato Sendzimir *Pre-galvanized Sendzimir*	I	Acciaio Inox AISI 304 *AISI 304 Stainless steel*	Y	Acciaio Inox AISI 316L *AISI 316L Stainless steel*
	Z	Zincato a caldo dopo lavorazione *Hot-dip galvanized after manufacture*	J	AISI 304 Decontaminato *AISI 304 Decontamined*	N	AISI 316L Decontaminato *AISI 316L Decontamined*

VARIANT				
	V	Sendzimir con Verniciatura RAL 5012 *Sendzimir with RAL 5012 Painted*	A	Lega di alluminio *Aluminium alloy*
	W	Zinc. a c. con Verniciatura RAL 5012 *Hot-dip galv. with RAL 5012 Painted*	B	Lega di alluminio anodizzato *Aluminium alloy anodized*

ELEMENTO CURVA SNODATA VERTICALE *Element for articulated vertical bend*

37s S I/J Y/N Z

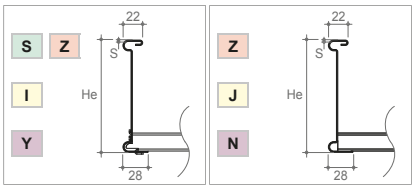

Aggraffata / *Clinched* Saldata / *Welded*

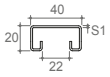

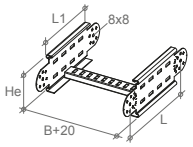

B ≥ 700 solo saldata/ *B ≥ 700 olny welded*

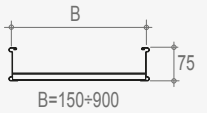

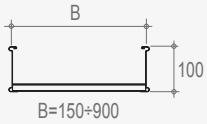

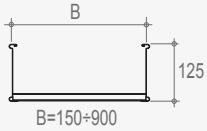

S I/J Y/N Codice/ Code	S mm	⚖ kg/pz	B mm	He mm	S1 mm	L mm	L1 mm	⚖ kg/pz	S mm	Z Codice/ Code
C2 ¤ 37S1C150KH	1,5	1,00	150	75	1,2	300	250	1,06	1,5	C2 Z 37S1C150KH
C2 ¤ 37S1C200KH	1,5	1,05	200	75	1,2	300	250	1,11	1,5	C2 Z 37S1C200KH
C2 ¤ 37S1C300KH	1,5	1,13	300	75	1,2	300	250	1,20	1,5	C2 Z 37S1C300KH
C2 ¤ 37S1C400KH	1,5	1,22	400	75	1,2	300	250	1,29	1,5	C2 Z 37S1C400KH
C2 ¤ 37S1C450KH	1,5	1,26	450	75	1,2	300	250	1,33	1,5	C2 Z 37S1C450KH
C2 ¤ 37S1C500KH	1,5	1,30	500	75	1,2	300	250	1,38	1,5	C2 Z 37S1C500KH
C2 ¤ 37S1C600KH	1,5	1,39	600	75	1,2	300	250	1,47	1,5	C2 Z 37S1C600KH
C2 ¤ 37S1C700LK	1,8	1,79	700	75	1,5	300	250	1,88	1,8	C2 Z 37S1C700LK
C2 ¤ 37S1C750LK	1,8	1,85	750	75	1,5	300	250	1,94	1,8	C2 Z 37S1C750LK
C2 ¤ 37S1C800LK	1,8	1,90	800	75	1,5	300	250	2,00	1,8	C2 Z 37S1C800LK
C2 ¤ 37S1C900LK	1,8	2,01	900	75	1,5	300	250	2,11	1,8	C2 Z 37S1C900LK
C2 ¤ 37S1D150KH	1,5	1,17	150	100	1,2	300	225	1,24	1,5	C2 Z 37S1D150KH
C2 ¤ 37S1D200KH	1,5	1,21	200	100	1,2	300	225	1,28	1,5	C2 Z 37S1D200KH
C2 ¤ 37S1D300KH	1,5	1,29	300	100	1,2	300	225	1,37	1,5	C2 Z 37S1D300KH
C2 ¤ 37S1D400KH	1,5	1,38	400	100	1,2	300	225	1,46	1,5	C2 Z 37S1D400KH
C2 ¤ 37S1D450KH	1,5	1,42	450	100	1,2	300	225	1,51	1,5	C2 Z 37S1D450KH
C2 ¤ 37S1D500KH	1,5	1,46	500	100	1,2	300	225	1,55	1,5	C2 Z 37S1D500KH
C2 ¤ 37S1D600KH	1,5	1,55	600	100	1,2	300	225	1,64	1,5	C2 Z 37S1D600KH
C2 ¤ 37S1D700LK	1,8	1,99	700	100	1,5	300	225	2,09	1,8	C2 Z 37S1D700LK
C2 ¤ 37S1D750LK	1,8	2,04	750	100	1,5	300	225	2,14	1,8	C2 Z 37S1D750LK
C2 ¤ 37S1D800LK	1,8	2,09	800	100	1,5	300	225	2,20	1,8	C2 Z 37S1D800LK
C2 ¤ 37S1D900LK	1,8	2,20	900	100	1,5	300	225	2,31	1,8	C2 Z 37S1D900LK
C2 ¤ 37S1E150KH	1,5	1,30	150	125	1,2	300	225	1,38	1,5	C2 Z 37S1E150KH
C2 ¤ 37S1E200KH	1,5	1,34	200	125	1,2	300	225	1,42	1,5	C2 Z 37S1E200KH
C2 ¤ 37S1E300KH	1,5	1,43	300	125	1,2	300	225	1,51	1,5	C2 Z 37S1E300KH
C2 ¤ 37S1E400KH	1,5	1,51	400	125	1,2	300	225	1,60	1,5	C2 Z 37S1E400KH
C2 ¤ 37S1E450KH	1,5	1,55	450	125	1,2	300	225	1,65	1,5	C2 Z 37S1E450KH
C2 ¤ 37S1E500KH	1,5	1,60	500	125	1,2	300	225	1,69	1,5	C2 Z 37S1E500KH
C2 ¤ 37S1E600KH	1,5	1,68	600	125	1,2	300	225	1,78	1,5	C2 Z 37S1E600KH
C2 ¤ 37S1E700LK	1,8	2,15	700	125	1,5	300	225	2,26	1,8	C2 Z 37S1E700LK
C2 ¤ 37S1E750LK	1,8	2,20	750	125	1,5	300	225	2,31	1,8	C2 Z 37S1E750LK
C2 ¤ 37S1E800LK	1,8	2,25	800	125	1,5	300	225	2,37	1,8	C2 Z 37S1E800LK
C2 ¤ 37S1E900LK	1,8	2,36	900	125	1,5	300	225	2,48	1,8	C2 Z 37S1E900LK

Per l'installazione sono necessari 2 giunti a snodo verticale (Art. 63) / *For the installation 2 vertical hinged joints are necessary (Art. 63)*
Bulloneria di giunzione non inclusa (M6 per H=75, M8 per H=100-125) / *Connection hardware not included (M6 for H=75, M8 for H=100-125)*
¤ Scegli il materiale/ *Choose the material*

GIUNTO SNODATO VERTICALE *Vertical hinged joint*

63
S
I
Y
Z

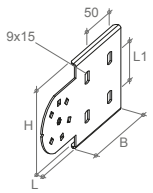

He= altezza nominale passerella
He= cable tray nominal height

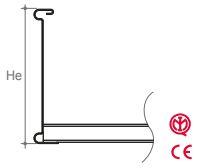

S I Y Codice/ Code	S mm	⚖ kg/pz	B mm	H mm	He mm	L mm	L1 mm	⚖ kg/pz	S mm	Z Codice/ Code
C2 ¤ 63IAC008K	1,5	0,21	100	70	75	8	-	0,22	1,5	C2 Z 63IAC008K
C2 ¤ 63IAC008M	2,0	0,29	100	70	75	8	-	0,30	2,0	C2 Z 63IAC008M
C2 ¤ 63IAD008K	1,5	0,32	100	95	100	8	25	0,34	1,5	C2 Z 63IAD008K
C2 ¤ 63IAD008M	2,0	0,44	100	95	100	8	25	0,46	2,0	C2 Z 63IAD008M
C2 ¤ 63IAE008K	1,5	0,39	100	120	125	8	50	0,41	1,5	C2 Z 63IAE008K
C2 ¤ 63IAE008M	2,0	0,55	100	120	125	8	50	0,54	2,0	C2 Z 63IAE008M

Articolo completo di nr. 2 viti e dadi (M6 per H=75, M8 per H=100-125) / *Item complete with no. 2 screws and nuts (M6 for H=75, M8 for H=100-125)*
Bulloneria di fissaggio M8 non inclusa / *M8 fixing hardware not included*
¤ Scegli il materiale/ *Choose the material*

STANDARD							
	S	Zincato Sendzimir *Pre-galvanized Sendzimir*	I	Acciaio Inox AISI 304 *AISI 304 Stainless steel*	Y	Acciaio Inox AISI 316L *AISI 316L Stainless steel*
	Z	Zincato a caldo dopo lavorazione *Hot-dip galvanized after manufacture*	J	AISI 304 Decontaminato *AISI 304 Decontamined*	N	AISI 316L Decontaminato *AISI 316L Decontamined*

VARIANT				
	V	Sendzimir con Verniciatura RAL 5012 *Sendzimir with RAL 5012 Painted*	A	Lega di alluminio *Aluminium alloy*
	W	Zinc. a c. con Verniciatura RAL 5012 *Hot-dip galv. with RAL 5012 Painted*	B	Lega di alluminio anodizzato *Aluminium alloy anodized*

CURVE VERTICALI *Vertical bends*

Le curve verticali in salita/discesa, a seconda delle dimensioni e del raggio di curvatura, sono disponibili in kit (vedi schema di codifica) composto da più elementi a snodo (Art. 37s), 2 giunti a snodo verticale (Art. 63) e la bulloneria di fissaggio. (La bulloneria di giunzione non è inclusa).
Sono fornite preassemblate e imballate distese al fine di ottimizzare i volumi di ingombro.
Per ogni esigenza, al momento dell'installazione, applicando i bulloni di fissaggio in una delle svariate combinazioni, è possibile ottenere una curva rigida e robusta in salita/discesa con un predefinito raggio di curvatura minimo (vedi tabella). Con lo stesso kit è anche possibile risolvere la maggior parte dei problemi di disallineamento che si incontrano in cantiere.
In caso di necessità sono disponibili i relativi coperchi adattabili (Art. 37N).
A richiesta sono disponibili anche le classiche curve fisse in salita o in discesa (Art. 30, 31, 33, 34).

The inside/outside vertical bends, depending on the dimensions and the radius of curvature, are available in a kit (see coding scheme) made of several elements for articulated vertical bend (Item 37s), 2 vertical hinged joints (Item 63) and the fastening bolts and nuts. (The junction bolts and nuts are not included).
They are supplied pre-assembled and packed stretched out in order to optimize the overall volumes.
For any necessity, at the moment of installation, by applying the fastening bolts in one of the various combinations, it is possible to obtain a rigid and robust inside/outside vertical bend with a pre-defined minimum radius of curvature (see table). With the same kit it is also possible to solve most of the misalignment problems that can arise on site.
In case of necessity the respective adjustable covers are available (Item 37N).
On request the classic inside or outside vertical bends are also available (Items 30, 31, 33, 34).

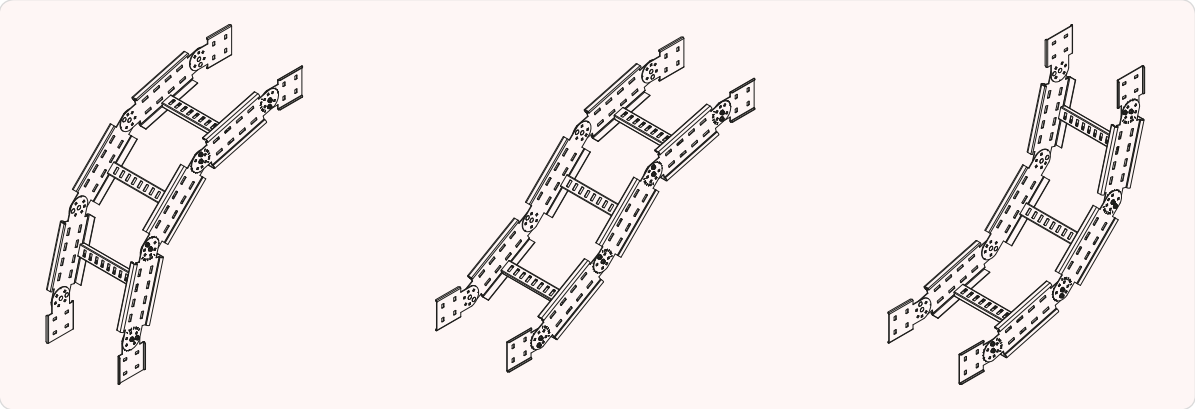

Nr. elementi / No. elements	Raggio nominale / Nominal radius R [mm]	Angolo di regolazione / Angle setting	Dimensioni / Dimensions					
			He=75		He=100		He=125	
			X [mm]	Y [mm]	X [mm]	Y [mm]	X [mm]	Y [mm]
Curva a 90° verticale / Vertical 90° bend								
1	300	45°	237	237	250	250	250	250
2	500	30°	435	435	446	446	446	446
3	700	22,5°	629	629	642	642	642	642
4	900	18° o 15°/22,5° altern.	822	822	835	835	835	835
5	1100	15°	1014	1014	1027	1027	1027	1027
Curva a 60° verticale / Vertical 60° bend								
1	500	30°	297	172	316	182	316	182
2	800	20° o 15°/30° altern.	549	317	568	328	568	328
3	1100	15°	799	461	818	472	818	472
Curva a 45° verticale / Vertical 45° bend								
1	700	22,5°	320	132	341	141	341	141
2	1100	15°	592	245	614	254	614	254
Curva a 30° verticale / Vertical 30° bend								
1	1100	15°	336	90	360	96	360	96

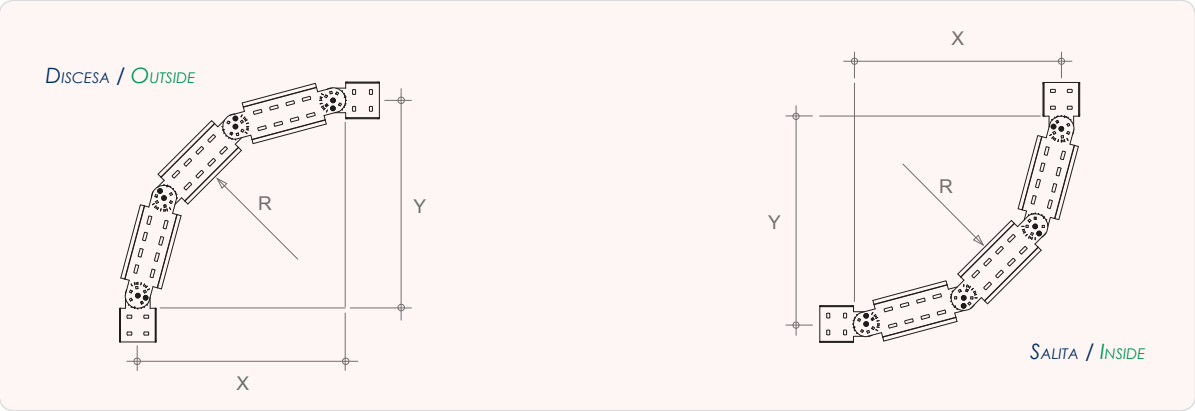

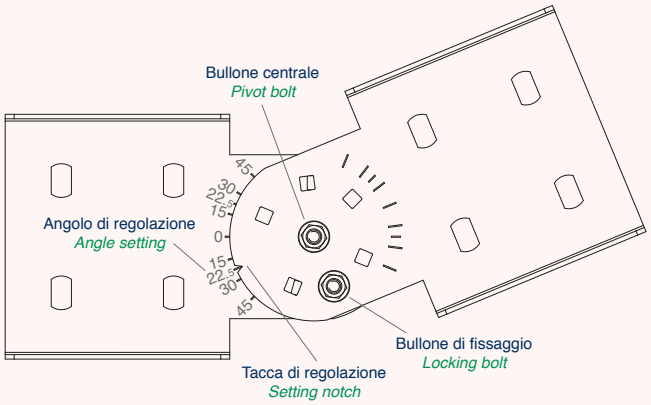

Schema di codifica curve verticali / Coding scheme for vertical bends

C2	–	37S	–	–	– – –	– –	00	–
Serie del prodotto / Product series	Tipo di materiale e/o trattamento superficiale / Type of material and/or surface treatment	Articolo di riferimento / Reference article	Numero elementi / No. of elements	Altezza / Height [mm]	Larghezza / Width [mm]	Spessori / Thicknesses	Numero bulloni di giunzione / Jointing bolts number	Tipo di materiale dei bulloni / Type of material of the bolts

S	Zincato Sendzimir / Sendzimir galvanized	1	C	75	150	KH		E	Elettrolitico / Electrolytic
Z	Zincato a caldo dopo lav. / Hot-dip galvanized after man	2	D	100	200			D	Dacromet/Geomet / Dacromet/Geomet
J	Acciaio inox AISI 304 decont. / Stainless steel AISI 304 dec.	3	E	125	300			J	Inox AISI 304 (A2) / S. S. AISI 304 (A2)
N	Acciaio inox AISI 316L decont. / Stainless steel AISI 316L dec.	4			400			N	Inox AISI 316 (A4) / S. S. AISI 316 (A4)
I	Acciaio inox AISI 304 / Stainless steel AISI 304	5			450				
Y	Acciaio inox AISI 316L / Stainless steel AISI 316L				500				
					600				
					700	LK			
					750				
					800				
					900				

Esempi / Examples:

C2	Z	37S	2	C	600	KH	00	D

C2Z37S2C600KH00D: Curva verticale a 2 elementi zincata a caldo B=600 He=75 con bulloneria Dacromet/ Geomet
Vertical bend 2 elements hot-dip galv. B=600 He=75 with Dacromet/ Geomet bolts

C2	J	37S	3	D	750	LK	00	J

C2J37S3D750LK00J: Curva verticale a 3 elementi inox AISI 304 B=750 He=100 con bulloneria Inox AISI 304 (A2)
Vertical bend 3 elements S.S. AISI 304 B=750 He=100 with S. S. AISI 304 (A2) bolts

COPERCHIO ADATTABILE *Adjustable cover*

37N
S
I
Y
Z



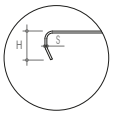

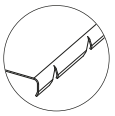

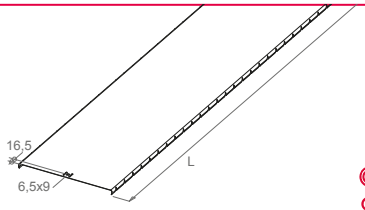



Altre lunghezze a richiesta
Other lengths on request

S I Y Codice/ Code	S mm	Δ kg/pz	B mm	H mm		L mm			Δ kg/pz	S mm	Z Codice/ Code
C2 ¤ 37N8P150F	1,0	2,32	150	15		1500			2,53	1,0	C2 Z 37N8P150F
C2 ¤ 37N8P200F	1,0	2,90	200	15		1500			3,16	1,0	C2 Z 37N8P200F
C2 ¤ 37N8P300F	1,0	4,08	300	15		1500			4,45	1,0	C2 Z 37N8P300F
C2 ¤ 37N8P400F	1,0	5,25	400	15		1500			5,72	1,0	C2 Z 37N8P400F
C2 ¤ 37N8P450H	1,2	7,01	450	15		1500			7,54	1,2	C2 Z 37N8P450H
C2 ¤ 37N8P500H	1,2	7,72	500	15		1500			8,30	1,2	C2 Z 37N8P500H
C2 ¤ 37N8P600H	1,2	9,13	600	15		1500			9,81	1,2	C2 Z 37N8P600H
C2 ¤ 37N8P700K	1,5	13,18	700	15		1500			13,97	1,5	C2 Z 37N8P700K
C2 ¤ 37N8P750K	1,5	14,07	750	15		1500			14,91	1,5	C2 Z 37N8P750K
C2 ¤ 37N8P800K	1,5	14,95	800	15		1500			15,85	1,5	C2 Z 37N8P800K
C2 ¤ 37N8P900K	1,5	16,72	900	15		1500			17,72	1,5	C2 Z 37N8P900K

¤ Scegli il materiale/ *Choose the material*

STANDARD						
S	Zincato Sendzimir / *Pre-galvanized Sendzimir*	I	Acciaio Inox AISI 304 / *AISI 304 Stainless steel*	Y	Acciaio Inox AISI 316L / *AISI 316L Stainless steel*
Z	Zincato a caldo dopo lavorazione / *Hot-dip galvanized after manufacture*	J	AISI 304 Decontaminato / *AISI 304 Decontamined*	N	AISI 316L Decontaminato / *AISI 316L Decontamined*

VARIANT			
V	Sendzimir con Verniciatura RAL 5012 / *Sendzimir with RAL 5012 Painted*	A	Lega di alluminio / *Aluminium alloy*
W	Zinc. a c. con Verniciatura RAL 5012 / *Hot-dip galv. with RAL 5012 Painted*	B	Lega di alluminio anodizzato / *Aluminium alloy anodized*

GIUNTO *Joint*

60

S
I
Y
Z

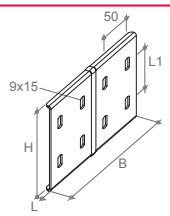

He= altezza nominale passerella
He= cable tray nominal height

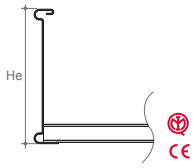

S I Y	Codice/ Code	S mm	♙ kg/pz	B mm	H mm	He mm	L mm	L1 mm	♙ kg/pz	S mm	Z	Codice/ Code
C2 ¤	60I6C008K	1,5	0,16	190	70	75	8	-	0,16	1,5	C2 Z	60I6C008K
C2 ¤	60I6C008M	2,0	0,21	190	70	75	8	-	0,22	2,0	C2 Z	60I6C008M
C2 ¤	60I5C008P	2,5	0,33	240	70	75	8	-	0,35	2,5	C2 Z	60I5C008P
C2 ¤	60I6D008K	1,5	0,21	190	95	100	8	25	0,22	1,5	C2 Z	60I6D008K
C2 ¤	60I6D008M	2,0	0,28	190	95	100	8	25	0,29	2,0	C2 Z	60I6D008M
C2 ¤	60I5D008P	2,5	0,45	240	95	100	8	25	0,47	2,5	C2 Z	60I5D008P
C2 ¤	60I6E008K	1,5	0,27	190	120	125	8	50	0,28	1,5	C2 Z	60I6E008K
C2 ¤	60I5E008M	2,0	0,46	240	120	125	8	50	0,48	2,0	C2 Z	60I5E008M
C2 ¤	60I5E008P	2,5	0,57	240	120	125	8	50	0,59	2,5	C2 Z	60I5E008P

Bulloneria di fissaggio M8 non inclusa / *M8 fixing hardware not included*
¤ Scegli il materiale/ *Choose the material*

GIUNTO DI ESPANSIONE *Expansion joint*

64

S
I
Y
Z

Vedi pagg. 14-15
See pages 14-15

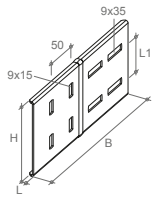

He= altezza nominale passerella
He= cable tray nominal height

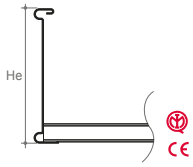

S I Y	Codice/ Code	S mm	♙ kg/pz	B mm	H mm	He mm	L mm	L1 mm	♙ kg/pz	S mm	Z	Codice/ Code
C2 ¤	64I5C008K	1,5	0,19	240	70	75	8	-	0,20	1,5	C2 Z	64I5C008K
C2 ¤	64I5C008M	2,0	0,26	240	70	75	8	-	0,27	2,0	C2 Z	64I5C008M
C2 ¤	64I5C008P	2,5	0,32	240	70	75	8	-	0,33	2,5	C2 Z	64I5C008P
C2 ¤	64I5D008K	1,5	0,26	240	95	100	8	25	0,28	1,5	C2 Z	64I5D008K
C2 ¤	64I5D008M	2,0	0,35	240	95	100	8	25	0,37	2,0	C2 Z	64I5D008M
C2 ¤	64I5D008P	2,5	0,44	240	95	100	8	25	0,45	2,5	C2 Z	64I5D008P
C2 ¤	64I5E008K	1,5	0,33	240	120	125	8	50	0,35	1,5	C2 Z	64I5E008K
C2 ¤	64I5E008M	2,0	0,44	240	120	125	8	50	0,46	2,0	C2 Z	64I5E008M
C2 ¤	64I5E008P	2,5	0,56	240	120	125	8	50	0,58	2,5	C2 Z	64I5E008P

Bulloneria di fissaggio M8 non inclusa / *M8 fixing hardware not included*
¤ Scegli il materiale/ *Choose the material*

GIUNTO ADATTABILE ORIZZONTALE *Horizontal adjustable joint*

65

S
I
Y
Z

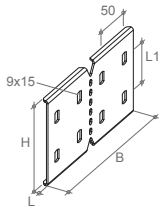

He= altezza nominale passerella
He= cable tray nominal height

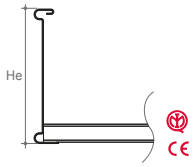

S I Y	Codice/ Code	S mm	♙ kg/pz	B mm	H mm	He mm	L mm	L1 mm	♙ kg/pz	S mm	Z	Codice/ Code
C2 ¤	65I6C008K	1,5	0,15	190	70	75	8	-	0,16	1,5	C2 Z	65I6C008K
C2 ¤	65I6C008M	2,0	0,20	190	70	75	8	-	0,21	2,0	C2 Z	65I6C008M
C2 ¤	65I6D008K	1,5	0,21	190	95	100	8	25	0,22	1,5	C2 Z	65I6D008K
C2 ¤	65I6D008M	2,0	0,28	190	95	100	8	25	0,29	2,0	C2 Z	65I6D008M
C2 ¤	65I6E008K	1,5	0,26	190	120	125	8	50	0,28	1,5	C2 Z	65I6E008K
C2 ¤	65I6E008M	2,0	0,35	190	120	125	8	50	0,36	2,0	C2 Z	65I6E008M

Bulloneria di fissaggio M8 non inclusa / *M8 fixing hardware not included*
¤ Scegli il materiale/ *Choose the material*

STANDARD						
S	Zincato Sendzimir *Pre-galvanized Sendzimir*	I	Acciaio Inox AISI 304 *AISI 304 Stainless steel*	Y	Acciaio Inox AISI 316L *AISI 316L Stainless steel*
Z	Zincato a caldo dopo lavorazione *Hot-dip galvanized after manufacture*	J	AISI 304 Decontaminato *AISI 304 Decontamined*	N	AISI 316L Decontaminato *AISI 316L Decontamined*

VARIANT			
V	Sendzimir con Verniciatura RAL 5012 *Sendzimir with RAL 5012 Painted*	A	Lega di alluminio *Aluminium alloy*
W	Zinc. a c. con Verniciatura RAL 5012 *Hot-dip galv. with RAL 5012 Painted*	B	Lega di alluminio anodizzato *Aluminium alloy anodized*

GIUNTO ADATTABILE ORIZZONTALE LUNGO *Long horizontal adjustable joint*

65

S I Y Z

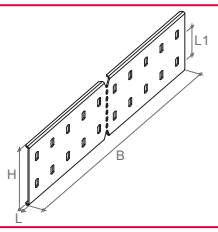

He= altezza nominale passerella
He= cable tray nominal height

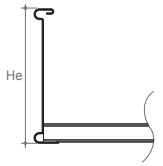

S I Y Codice/ Code	S mm	kg/pz	B mm	H mm	He mm		L1 mm		kg/pz	S mm	Z Codice/ Code
C2 ¤ 65IEC008K	1,5	0,50	500	70	75		-		0,53	1,5	C2 Z 65IEC008K
C2 ¤ 65IEC008M	2,0	0,67	500	70	75		-		0,70	2,0	C2 Z 65IEC008M
C2 ¤ 65IED008K	1,5	0,65	500	95	100		25		0,69	1,5	C2 Z 65IED008K
C2 ¤ 65IED008M	2,0	0,86	500	95	100		25		0,90	2,0	C2 Z 65IED008M
C2 ¤ 65IEE008K	1,5	0,81	500	120	125		50		0,86	1,5	C2 Z 65IEE008K
C2 ¤ 65IEE008M	2,0	1,08	500	120	125		50		1,13	2,0	C2 Z 65IEE008M

Bulloneria di fissaggio M8 non inclusa / *M8 fixing hardware not included*
¤ Scegli il materiale/ *Choose the material*

GIUNTO PER CONNESSIONE A T VERTICALE *Vertical T connection joint*

66

S I Y Z

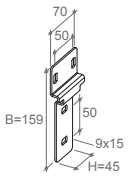

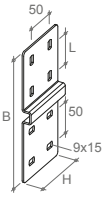

He= altezza nominale passerella
He= cable tray nominal height

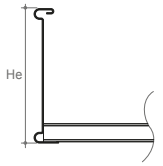

S I Y Codice/ Code	S mm	kg/pz	B mm	H mm	He mm	L mm			kg/pz	S mm	Z Codice/ Code
C2 ¤ 66SXC000P	2,5	0,18	159	45	75	-				2,5	C2 Z 66SXC000P
C2 ¤ 66SXD000P	2,5	0,25	185	70	100	25			0,26	2,5	C2 Z 66SXD000P
C2 ¤ 66SXE000P	2,5	0,41	210	95	125	50			0,42	2,5	C2 Z 66SXE000P

Bulloneria di fissaggio M8 non inclusa / *M8 fixing hardware not included*
¤ Scegli il materiale/ *Choose the material*

BLOCCA COPERCHIO *Cover clamp*

90

S I Y Z

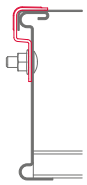

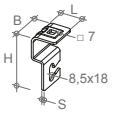

S I Y Codice/ Code	S mm	kg/pz	B mm	H mm	L mm				kg/pz	S mm	Z Codice/ Code
C2 ¤ 90SXQ055M	2,0	0,04	30	56	25				0,04	2,0	C2 Z 90SXQ055M

Solo per installazioni in ambiente interno / *Only for indoor installations*
Bulloneria di fissaggio M8 non inclusa / *M8 fixing hardware not included*
¤ Scegli il materiale/ *Choose the material*

STANDARD						
	S	Zincato Sendzimir *Pre-galvanized Sendzimir*	I	Acciaio Inox AISI 304 *AISI 304 Stainless steel*	Y	Acciaio Inox AISI 316L *AISI 316L Stainless steel*
	Z	Zincato a caldo dopo lavorazione *Hot-dip galvanized after manufacture*	J	AISI 304 Decontaminato *AISI 304 Decontamined*	N	AISI 316L Decontaminato *AISI 316L Decontamined*

VARIANT				
V	Sendzimir con Verniciatura RAL 5012 *Sendzimir with RAL 5012 Painted*	A	Lega di alluminio *Aluminium alloy*
W	Zinc. a c. con Verniciatura RAL 5012 *Hot-dip galv. with RAL 5012 Painted*	B	Lega di alluminio anodizzato *Aluminium alloy anodized*

ALZA BLOCCA COPERCHIO *Cover spacer*

93

S I Y Z

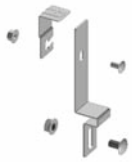

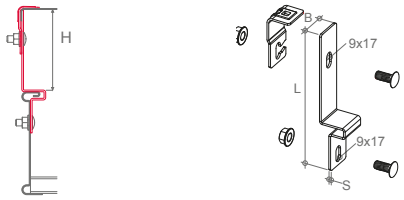

Codice/ Code	S mm	♙ kg/pz	B mm	H mm	L mm
C2 S 93S3X050ME02	2,0	0,14	30	50	100
C2 S 93S3X100ME02	2,0	0,16	30	100	150
C2 S 93S3X125ME02	2,0	0,17	30	125	175
C2 I 93S3X050MJ02	2,0	0,14	30	50	100
C2 I 93S3X100MJ02	2,0	0,16	30	100	150
C2 I 93S3X125MJ02	2,0	0,17	30	125	175
C2 Y 93S3X050MN02	2,0	0,14	30	50	100
C2 Y 93S3X100MN02	2,0	0,16	30	100	150
C2 Y 93S3X125MN02	2,0	0,17	30	125	175

♙ kg/pz	S mm	Codice/ Code
0,14	2,0	C2 Z 93S3X050MD02
0,16	2,0	C2 Z 93S3X100MD02
0,17	2,0	C2 Z 93S3X125MD02

Articolo completo di nr. 2 viti e dadi M8 / *Item complete with no. 2 screws and nuts M8*

PIASTRA DI FISSAGGIO A MURO *Wall fixing plate*

67

S I Y Z

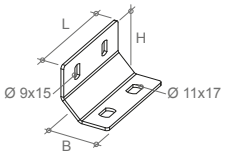

He= altezza nominale passerella
He= cable tray nominal height

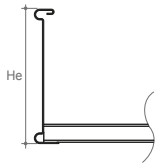

S I Y Codice/ Code	S mm	♙ kg/pz	B mm	H mm	He mm	L mm
C2 ¤ 67ADB050Q	3,0	0,20	50	50	75÷125	100

♙ kg/pz	S mm	Z Codice/ Code
0,21	3,0	C2 Z 67ADB050Q

Bulloneria di fissaggio M8 non inclusa / *M8 fixing hardware not included*
¤ Scegli il materiale/ *Choose the material*

BLOCCA PASSERELLA *Side profile locking device*

98s

S I Y Z



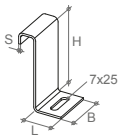

S I Y Codice/ Code	S mm	♙ kg/pz	B mm	H mm	L mm
C2 ¤ 98S5X075M	2,0	0,08	40	75	28
C2 ¤ 98S5X100M	2,0	0,10	40	100	28
C2 ¤ 98S5X125M	2,0	0,13	40	125	28

♙ kg/pz	S mm	Z Codice/ Code
0,08	2,0	C2 Z 98S5X075M
0,10	2,0	C2 Z 98S5X100M
0,14	2,0	C2 Z 98S5X125M

Bulloneria di fissaggio M6 non inclusa / *M6 fixing hardware not included*
Nota: non consente l'installazione del coperchio / *Note: It does not allow the installation of cover*
¤ Scegli il materiale/ *Choose the material*

STANDARD					
S	Zincato Sendzimir *Pre-galvanized Sendzimir*	I	Acciaio Inox AISI 304 *AISI 304 Stainless steel*	Y	Acciaio Inox AISI 316L *AISI 316L Stainless steel*
Z	Zincato a caldo dopo lavorazione *Hot-dip galvanized after manufacture*	J	AISI 304 Decontaminato *AISI 304 Decontamined*	N	AISI 316L Decontaminato *AISI 316L Decontamined*

VARIANT			
V	Sendzimir con Verniciatura RAL 5012 *Sendzimir with RAL 5012 Painted*	A	Lega di alluminio *Aluminium alloy*
W	Zinc. a c. con Verniciatura RAL 5012 *Hot-dip galv. with RAL 5012 Painted*	B	Lega di alluminio anodizzato *Aluminium alloy anodized*

BLOCCA COPERCHIO AD OMEGA DI SICUREZZA *Security omega cover clamp*

98A 98B

S I Y Z



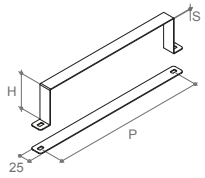

B = 180÷630

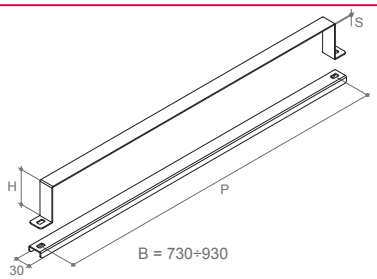

B = 730÷930

B = 180÷630



B = 730÷930

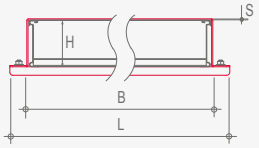

S I Y	Codice/ Code	S mm	kg/pz	B mm	H mm	L mm	P mm	kg/pz	S mm	Z	Codice/ Code
C2 ¤	98AZC150K	1,5	0,18	180	74	230	205	0,19	1,5	C2 Z	98AZC150K
C2 ¤	98AZC200K	1,5	0,21	230	74	280	255	0,22	1,5	C2 Z	98AZC200K
C2 ¤	98AZC300K	1,5	0,27	330	74	380	355	0,28	1,5	C2 Z	98AZC300K
C2 ¤	98AZC400K	1,5	0,33	430	74	480	455	0,35	1,5	C2 Z	98AZC400K
C2 ¤	98AZC450K	1,5	0,36	480	74	530	505	0,38	1,5	C2 Z	98AZC450K
C2 ¤	98AZC500K	1,5	0,39	530	74	580	555	0,41	1,5	C2 Z	98AZC500K
C2 ¤	98AZC600K	1,5	0,44	630	74	680	655	0,47	1,5	C2 Z	98AZC600K
C2 ¤	98BZC700M	2,0	1,06	730	74	790	760	1,11	2,0	C2 Z	98BZC700M
C2 ¤	98BZC750M	2,0	1,12	780	74	840	810	1,17	2,0	C2 Z	98BZC750M
C2 ¤	98BZC800M	2,0	1,19	830	74	890	860	1,24	2,0	C2 Z	98BZC800M
C2 ¤	98BZC900M	2,0	1,31	930	74	990	960	1,37	2,0	C2 Z	98BZC900M
C2 ¤	98AZD150K	1,5	0,19	180	99	230	205	0,21	1,5	C2 Z	98AZD150K
C2 ¤	98AZD200K	1,5	0,22	230	99	280	255	0,24	1,5	C2 Z	98AZD200K
C2 ¤	98AZD300K	1,5	0,28	330	99	380	355	0,30	1,5	C2 Z	98AZD300K
C2 ¤	98AZD400K	1,5	0,34	430	99	480	455	0,36	1,5	C2 Z	98AZD400K
C2 ¤	98AZD450K	1,5	0,37	480	99	530	505	0,39	1,5	C2 Z	98AZD450K
C2 ¤	98AZD500K	1,5	0,40	530	99	580	555	0,42	1,5	C2 Z	98AZD500K
C2 ¤	98AZD600K	1,5	0,46	630	99	680	655	0,49	1,5	C2 Z	98AZD600K
C2 ¤	98BZD700M	2,0	1,08	730	99	790	760	1,13	2,0	C2 Z	98BZD700M
C2 ¤	98BZD750M	2,0	1,15	780	99	840	810	1,20	2,0	C2 Z	98BZD750M
C2 ¤	98BZD800M	2,0	1,21	830	99	890	860	1,26	2,0	C2 Z	98BZD800M
C2 ¤	98BZD900M	2,0	1,34	930	99	990	960	1,40	2,0	C2 Z	98BZD900M
C2 ¤	98AZE150K	1,5	0,21	180	124	230	205	0,22	1,5	C2 Z	98AZE150K
C2 ¤	98AZE200K	1,5	0,24	230	124	280	255	0,25	1,5	C2 Z	98AZE200K
C2 ¤	98AZE300K	1,5	0,30	330	124	380	355	0,31	1,5	C2 Z	98AZE300K
C2 ¤	98AZE400K	1,5	0,36	430	124	480	455	0,38	1,5	C2 Z	98AZE400K
C2 ¤	98AZE450K	1,5	0,39	480	124	530	505	0,41	1,5	C2 Z	98AZE450K
C2 ¤	98AZE500K	1,5	0,41	530	124	580	555	0,44	1,5	C2 Z	98AZE500K
C2 ¤	98AZE600K	1,5	0,47	630	124	680	655	0,50	1,5	C2 Z	98AZE600K
C2 ¤	98BZE700M	2,0	1,11	730	124	790	760	1,16	2,0	C2 Z	98BZE700M
C2 ¤	98BZE750M	2,0	1,17	780	124	840	810	1,22	2,0	C2 Z	98BZE750M
C2 ¤	98BZE800M	2,0	1,23	830	124	890	860	1,29	2,0	C2 Z	98BZE800M
C2 ¤	98BZE900M	2,0	1,36	930	124	990	960	1,42	2,0	C2 Z	98BZE900M

Bulloneria di fissaggio M6/M8 non inclusa / *M6/M8 fixing hardware not included*

¤ Scegli il materiale/ *Choose the material*

BARRETTA DI TERRA PER COLLEGAMENTO EQUIPOTENZIALE COPERCHI *Earthing bar for covers equipotential connection*

62 SERIE 3 S I Y R

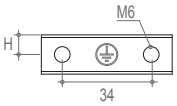

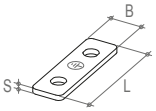

S I Y	Codice/ Code	S mm	kg/pz	B mm	H mm	L mm	kg/pz	S mm	R	Codice/ Code
A3 ¤	62X1X015M	2,0	0,02	15	7,5	50	0,02	2,0	A3 R	62X1X015M

Completo di n° 2 viti testa bombata a doppio intaglio M6x6 / *Complete with no. 2 M6x6 double slotted convex head screws*

¤ Scegli il materiale/ *Choose the material*

STANDARD							
S	Zincato Sendzimir *Pre-galvanized Sendzimir*	I	Acciaio Inox AISI 304 *AISI 304 Stainless steel*	Y	Acciaio Inox AISI 316L *AISI 316L Stainless steel*		
Z	Zincato a caldo dopo lavorazione *Hot-dip galvanized after manufacture*	J	AISI 304 Decontaminato *AISI 304 Decontamined*	N	AISI 316L Decontaminato *AISI 316L Decontamined*		

VARIANT			
V	Sendzimir con Verniciatura RAL 5012 *Sendzimir with RAL 5012 Painted*	A	Lega di alluminio *Aluminium alloy*
W	Zinc. a c. con Verniciatura RAL 5012 *Hot-dip galv. with RAL 5012 Painted*	B	Lega di alluminio anodizzato *Aluminium alloy anodized*

BLOCCA PASSERELLA A TRAVERSINI *Cable ladder locking device*

84

S
I
Y
Z

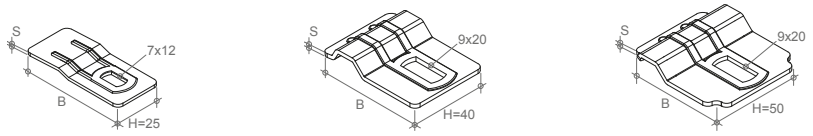

S I Y	Codice/ Code	S mm	kg/pz	B mm	H mm					kg/pz	S mm	Z	Codice/ Code
B2 ¤	84XXX025K	1,5	0,02	55	25					0,02	1,5	B2 Z	84XXX025K
B2 ¤	84XXX040M	2,0	0,03	55	40					0,03	2,0	B2 Z	84XXX040M
B2 ¤	84XXX050M	2,0	0,04	55	50					0,04	2,0	B2 Z	84XXX050M

¤ Scegli il materiale/ *Choose the material*

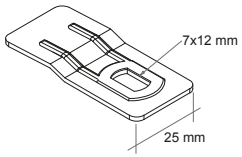

Materiale / Material: S - Z - I - Y

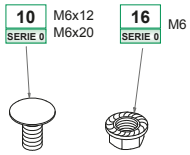

Materiale / Material: D - E - J - N

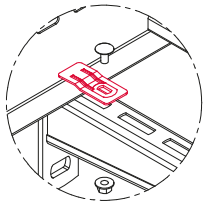

Mensole / Brackets:
55S, 56S, 57S, etc.

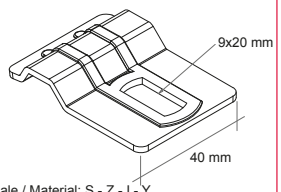

Materiale / Material: S - Z - I - Y

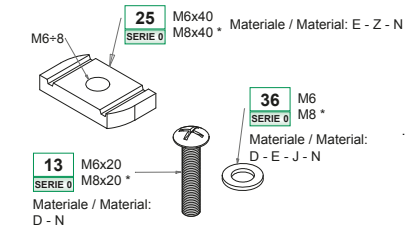

* : Consigliato / Recommended M8

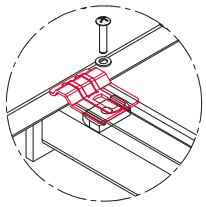

Profili e mensole / Channels and brackets:
UR1

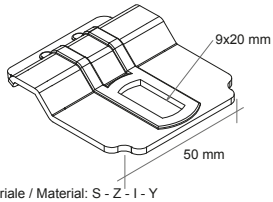

Materiale / Material: S - Z - I - Y

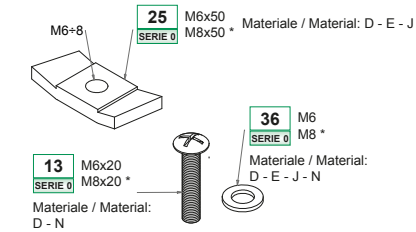

* : Consigliato / Recommended M8

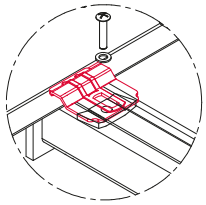

Profili e mensole / Channels and brackets:
UR2

BLOCCA / GUIDA PASSERELLA A TRAVE *Hold down clamp / expansion guide for rack fixing*

85

I
Y
D

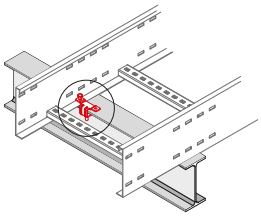

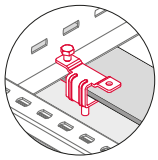

Blocca / *Hold down clamp*

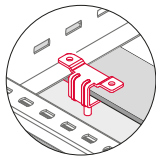

Guida / *Expansion guide*

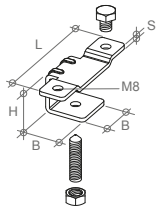

I	Codice/ Code	S mm	kg/pz	B mm	H mm	L mm				kg/pz	S mm	Y	Codice/ Code
B2 I	85JXG090Q1J02	3,0	0,18	30	30	86				0,18	3,0	B2 Y	85JXG090Q1N02

D	Codice/ Code	S mm	kg/pz	B mm	H mm	L mm			
B2 D	85JXG090Q1D02	3,0	0,18	30	30	86			

Bulloneria di fissaggio M8 inclusa / *M8 fixing hardware included*

STANDARD						
S	Zincato Sendzimir *Pre-galvanized Sendzimir*	I	Acciaio Inox AISI 304 *AISI 304 Stainless steel*	Y	Acciaio Inox AISI 316L *AISI 316L Stainless steel*
Z	Zincato a caldo dopo lavorazione *Hot-dip galvanized after manufacture*	J	AISI 304 Decontaminato *AISI 304 Decontamined*	N	AISI 316L Decontaminato *AISI 316L Decontamined*

VARIANT			
V	Sendzimir con Verniciatura RAL 5012 *Sendzimir with RAL 5012 Painted*	A	Lega di alluminio *Aluminium alloy*
W	Zinc. a c. con Verniciatura RAL 5012 *Hot-dip galv. with RAL 5012 Painted*	B	Lega di alluminio anodizzato *Aluminium alloy anodized*

CHIUSURA TERMINALE E/O RIDUZIONE *End element and/or reduction*

24

S I Y Z



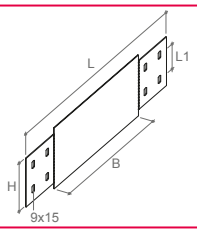

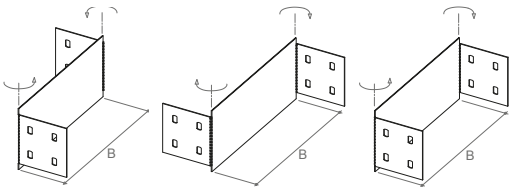

S I Y	Codice/ Code	S mm	♙ kg/pz	B mm	H mm	He mm	L mm	L1 mm	♙ kg/pz	S mm	Z	Codice/ Code
C2 ¤	24AXC150K	1,5	0,24	150	50	75	350	-	0,26	1,5	C2 Z	24AXC150K
C2 ¤	24AXC200K	1,5	0,29	200	50	75	400	-	0,31	1,5	C2 Z	24AXC200K
C2 ¤	24AXC300K	1,5	0,38	300	50	75	500	-	0,40	1,5	C2 Z	24AXC300K
C2 ¤	24AXC400K	1,5	0,46	400	50	75	600	-	0,49	1,5	C2 Z	24AXC400K
C2 ¤	24AXC450M	2,0	0,68	450	50	75	650	-	0,71	2,0	C2 Z	24AXC450M
C2 ¤	24AXC500M	2,0	0,74	500	50	75	700	-	0,77	2,0	C2 Z	24AXC500M
C2 ¤	24AXC600M	2,0	0,86	600	50	75	800	-	0,89	2,0	C2 Z	24AXC600M
C2 ¤	24AXC700M	2,0	0,97	700	50	75	900	-	1,02	2,0	C2 Z	24AXC700M
C2 ¤	24AXC750M	2,0	1,03	750	50	75	950	-	1,08	2,0	C2 Z	24AXC750M
C2 ¤	24AXC800M	2,0	1,09	800	50	75	1000	-	1,14	2,0	C2 Z	24AXC800M
C2 ¤	24AXC900M	2,0	1,21	900	50	75	1100	-	1,26	2,0	C2 Z	24AXC900M
C2 ¤	24AXD150K	1,5	0,34	150	75	100	350	25	0,36	1,5	C2 Z	24AXD150K
C2 ¤	24AXD200K	1,5	0,40	200	75	100	400	25	0,42	1,5	C2 Z	24AXD200K
C2 ¤	24AXD300K	1,5	0,52	300	75	100	500	25	0,55	1,5	C2 Z	24AXD300K
C2 ¤	24AXD400K	1,5	0,63	400	75	100	600	25	0,67	1,5	C2 Z	24AXD400K
C2 ¤	24AXD450M	2,0	0,93	450	75	100	650	25	0,97	2,0	C2 Z	24AXD450M
C2 ¤	24AXD500M	2,0	1,00	500	75	100	700	25	1,05	2,0	C2 Z	24AXD500M
C2 ¤	24AXD600M	2,0	1,16	600	75	100	800	25	1,21	2,0	C2 Z	24AXD600M
C2 ¤	24AXD700M	2,0	1,32	700	75	100	900	25	1,38	2,0	C2 Z	24AXD700M
C2 ¤	24AXD750M	2,0	1,40	750	75	100	950	25	1,46	2,0	C2 Z	24AXD750M
C2 ¤	24AXD800M	2,0	1,47	800	75	100	1000	25	1,54	2,0	C2 Z	24AXD800M
C2 ¤	24AXD900M	2,0	1,63	900	75	100	1100	25	1,70	2,0	C2 Z	24AXD900M
C2 ¤	24AXE150K	1,5	0,44	150	100	125	350	50	0,47	1,5	C2 Z	24AXE150K
C2 ¤	24AXE200K	1,5	0,52	200	100	125	400	50	0,55	1,5	C2 Z	24AXE200K
C2 ¤	24AXE300K	1,5	0,66	300	100	125	500	50	0,70	1,5	C2 Z	24AXE300K
C2 ¤	24AXE400K	1,5	0,81	400	100	125	600	50	0,86	1,5	C2 Z	24AXE400K
C2 ¤	24AXE450M	2,0	1,18	450	100	125	650	50	1,23	2,0	C2 Z	24AXE450M
C2 ¤	24AXE500M	2,0	1,28	500	100	125	700	50	1,34	2,0	C2 Z	24AXE500M
C2 ¤	24AXE600M	2,0	1,47	600	100	125	800	50	1,54	2,0	C2 Z	24AXE600M
C2 ¤	24AXE700M	2,0	1,67	700	100	125	900	50	1,75	2,0	C2 Z	24AXE700M
C2 ¤	24AXE750M	2,0	1,77	750	100	125	950	50	1,85	2,0	C2 Z	24AXE750M
C2 ¤	24AXE800M	2,0	1,87	800	100	125	1000	50	1,95	2,0	C2 Z	24AXE800M
C2 ¤	24AXE900M	2,0	2,06	900	100	125	1100	50	2,16	2,0	C2 Z	24AXE900M

Bulloneria di fissaggio M8 non inclusa / *M8 fixing hardware not included*

¤ Scegli il materiale/ *Choose the material*

USCITA CAVI *Drop out*

74

S I Y Z



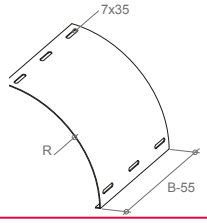

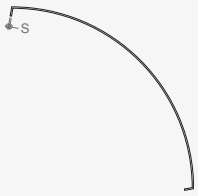

S I Y	Codice/ Code	S mm	♙ kg/pz	B mm	R mm	♙ kg/pz	S mm	Z	Codice/ Code
B2 ¤	74X2X200K	1,5	0,55	200	200	0,58	1,5	B2 Z	74X2X200K
B2 ¤	74X2X300K	1,5	0,94	300	200	1,00	1,5	B2 Z	74X2X300K
B2 ¤	74X2X400K	1,5	1,32	400	200	1,40	1,5	B2 Z	74X2X400K
B2 ¤	74X2X500K	1,5	1,70	500	200	1,80	1,5	B2 Z	74X2X500K
B2 ¤	74X2X600K	1,5	2,09	600	200	2,22	1,5	B2 Z	74X2X600K
B2 ¤	74X2X700M	2,0	3,29	700	200	3,44	2,0	B2 Z	74X2X700M
B2 ¤	74X2X800M	2,0	3,80	800	200	3,97	2,0	B2 Z	74X2X800M
B2 ¤	74X2X900M	2,0	4,31	900	200	4,50	2,0	B2 Z	74X2X900M

Bulloneria di fissaggio M6 non inclusa / *M6 fixing hardware not included*

¤ Scegli il materiale/ *Choose the material*

STANDARD					
S	Zincato Sendzimir *Pre-galvanized Sendzimir*	I	Acciaio Inox AISI 304 *AISI 304 Stainless steel*	Y	Acciaio Inox AISI 316L *AISI 316L Stainless steel*
Z	Zincato a caldo dopo lavorazione *Hot-dip galvanized after manufacture*	J	AISI 304 Decontaminato *AISI 304 Decontamined*	N	AISI 316L Decontaminato *AISI 316L Decontamined*

VARIANT			
V	Sendzimir con Verniciatura RAL 5012 *Sendzimir with RAL 5012 Painted*	A	Lega di alluminio *Aluminium alloy*
W	Zinc. a c. con Verniciatura RAL 5012 *Hot-dip galv. with RAL 5012 Painted*	B	Lega di alluminio anodizzato *Aluminium alloy anodized*

ESEMPI DI MONTAGGIO *Installation examples*

63 *Giunto snodato verticale - Vertical hinged joint*

65 *Giunto adattabile orizzontale - Horizontal adjustable joint*

90 *Treccia di massa - Bonding jumper*

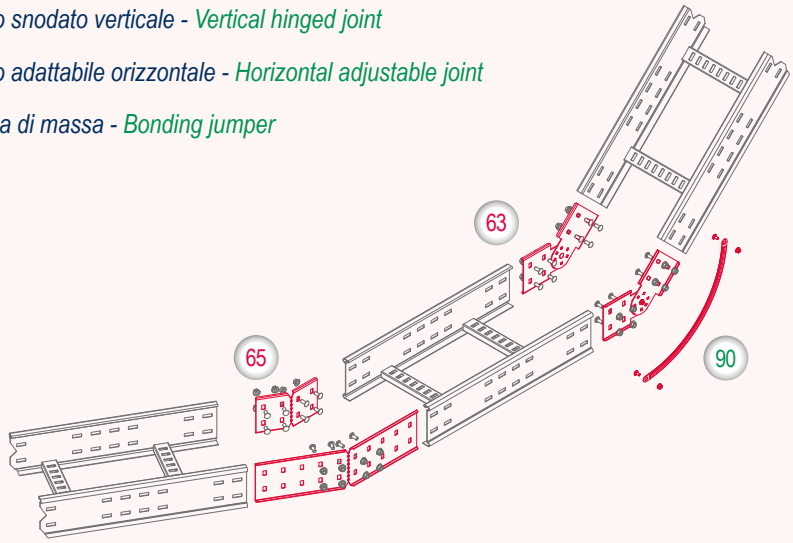

64 *Giunto di espansione - Expansion joint*

90 *Treccia di massa - Bonding jumper*

93 *Alza blocca coperchio - Cover spacer*

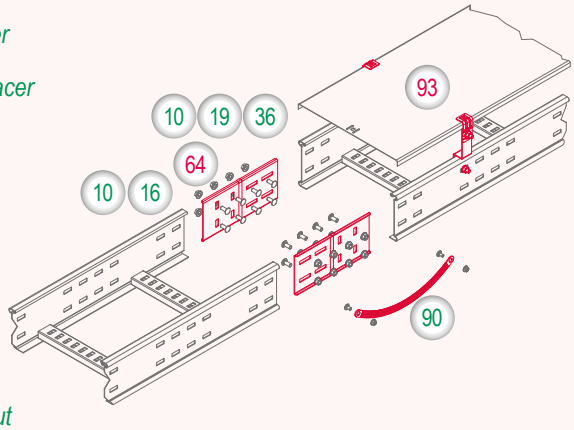

10 *Vite M8x17 - M8x17 screw*

16 *Dado flangiato M8 - M8 flanged nut*

19 *Dado autobloccante M8 - M8 self-locking nut*

36 *Rondella piana - Plane washer*

66 *Giunto per connessione a T verticale - Vertical T connection joint*

74 *Uscita cavi - Drop out*

90 *Blocca coperchio - Cover clamp*

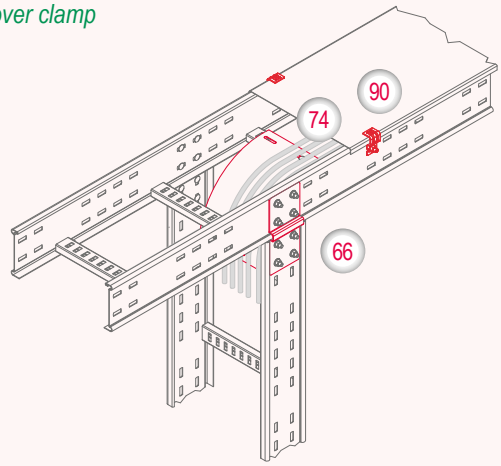

Serie HP 2.26 - SALDATA

HP 2.26 Series - WELDED

La passerella a traversini saldati serie HP 2.26S è caratterizzata da longheroni e traversini ad elevate prestazioni. L'innovativo longherone, a sezione tipo trave IPE, e il traversino rinforzato di sezione 40x20 mm permettono di ottenere, con spessori ridotti di circa il 20%, rispetto alla scaletta tradizionale, analoghe capacità di carico alle passerelle a traversini tradizionali. Dualmente, a parità di spessore, la portata della passerella HP 2.26S è superiore di circa il 25%. Per tali ragioni la passerella HP 2.26S ha il miglior rapporto prestazioni/costo.

The ladder tray with welded rungs series HP 2.26S is characterized by high performance side profiles and rungs. The innovative side profile, with IPE beam type section, and the strengthened rung with section 40x20 mm allow to obtain, with thicknesses reduced by about the 20%, compared with the traditional ladder tray, load capacities analogous to the traditional ladder trays. Vice versa, with the same thickness, the load capacity of the ladder tray HP 2.26S is higher of about the 25%. For these reasons the ladder tray HP 2.26S has the best ratio performances/cost.

SERIE HP 2.26S - SALDATA: BASI
HP 2.26S SERIES - WELDED: BASES

Caratteristiche standard:
La passerella a traversini saldati serie HP 2.26S è composta da longheroni con sezione a trave e bordo superiore anti-taglio tipo HP 2.26S, lunghezza 3 metri, altezza 125, 150, 200mm, spessore variabile da 1,5 a 2,3mm in funzione della dimensione, foratura di giunzione/ servizio 9x25mm per il fissaggio con bulloneria M8.
I traversini, saldati ad interasse 300mm, sono di sezione UR1 40x20mm, con feritoia da 22mm e forature 9x22mm.
Accessori con raggio interno di 600mm.
Le passerelle sono disponibili in acciaio zincato a caldo dopo lavorazione (Z), in acciaio inox aisi 304 decontaminato (J) o 316L decontaminato (N).
I coperchi, di lunghezza 2 o 3 metri, sono disponibili in varie versioni: normale, ventilato o a spiovente.
I coperchi ed i separatori sono disponibili in acciaio zincato a caldo dopo lavorazione (Z), in acciaio inox aisi 304 (I) o 316L (Y), o in acciaio al carbonio zincato sendzimir (S) per applicazioni all'interno.

A richiesta:
- *lunghezza personalizzabile.*
- *altezza mm 138, 163, 175, etc.*
- *longherone simmetrico con bordo anti-taglio in base.*
- *longherone non forato.*
- *esecuzione in spessori minori o maggiori.*
- *base mm 250, 350, etc.*
- *interasse traversini mm 200, 250, 333, etc.*
- *traversini 50x15 o 50x20mm (vedi pag.23).*
- *accessori con raggio interno mm 450, 750, 900, etc.*
- *versione verniciata (V)(W) o in alluminio (A)(B).*

Standard characteristics:
The ladder tray with welded rungs series HP 2.26S is made of side profiles with beam section and cut-preventing upper rim type HP 2.26S, length 3 metres, height 125, 150, 200 mm, thickness going from 1,5 to 2,3 mm depending on the dimension, connection/service holes 9x25 mm for the fastening with bolts and nuts M8.
The rungs, welded at a spacing of 300 mm, are of section UR1 40x20 mm, with open side 22 mm and holes 9x22 mm.
Accessories with internal radius 600mm.
The ladder trays are available in steel hot-dip galvanized after manufacture (Z), in passivated stainless steel aisi 304 (J) or 316L (N).
The covers, with length 2 or 3 metres, are available in various versions: normal, ventilated or weathered.
Covers and separators are available in steel hot-dip galvanized after manufacture (Z), in stainless steel aisi 304 (I) or 316L (Y) or in sendzimir galvanized carbon steel (S) for inside applications.

On request:
- *customizable length.*
- *height mm 138, 163, 175, etc.*
- *symmetric side profile with cut-preventing base rim.*
- *side profile without holes.*
- *execution in higher or lower thicknesses.*
- *base mm 250, 350, etc.*
- *rung spacing mm 200, 250, 333, etc.*
- *rungs 50x15 or 50x20 mm (see page 23).*
- *accessories with internal radius mm 450, 750, 900, etc.*
- *painted version (V)(W) or in aluminium (A)(B).*

HP 2.26

Base saldata - bordo 26 Welded base - 26 rim	
Lunghezza / Length	3,0÷6,0 m
Raggio / Radius	500÷1250 mm
Altezza / Height	125÷200 mm
Base / Base	150÷900 mm
Spessore / Thickness	1,8÷2,5 mm
Passo trav./Rung pitch	300 mm
Materiale / Material	Z/J/N/W/B
Standard & custom range value	

- Ottimo rapporto prestazioni / costi
- Excellent performance / cost ratio

- Bordo rinforzato antitaglio
- Reinforced and cut-preventig rim

- Completamente personalizzabile
- Fully customizable

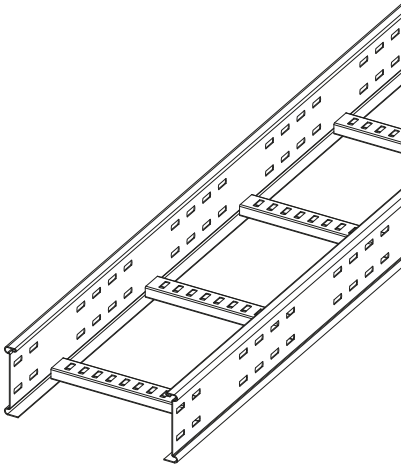

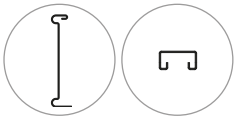

SERIE HP 2.26S - SALDATA: COPERCHI
HP 2.26S SERIES - WELDED: COVERS

Coperchio normale Normal cover	
Lunghezza / Length	2,0÷3,0 m
Raggio / Radius	300÷1250 mm
Altezza / Height	20 mm
Base / Base	150÷900 mm
Spessore / Thickness	0,6÷2,0 mm
Materiale / Material	S/Z/I/Y/V/W/A/B
Standard & custom range value	

- Il coperchio più semplice ed economico
- The simplest and cheapest cover

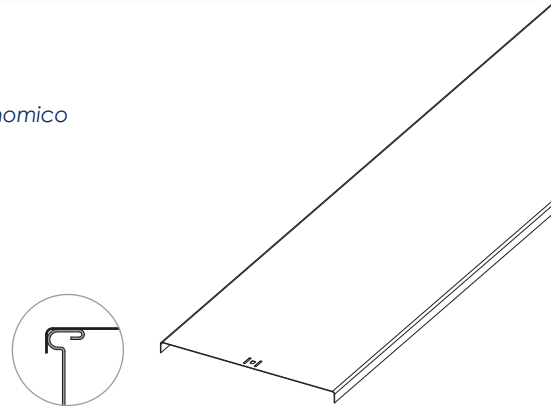

Elementi rettilinei e accessori
Straight elements and accessories

Coperchio autobloccante Self-locking cover	
Lunghezza / Length	2,0÷3,0 m
Raggio / Radius	300÷1250 mm
Altezza / Height	15 mm
Base / Base	100÷600 mm
Spessore / Thickness	0,6÷1,0 mm
Materiale / Material	S/Z/I/Y/V/W
Standard & custom range value	

- Coperchio autobloccante
- Self-locking cover

- Coperchi rettilinei con bordo antitaglio
- Straight covers with cut-preventing rim

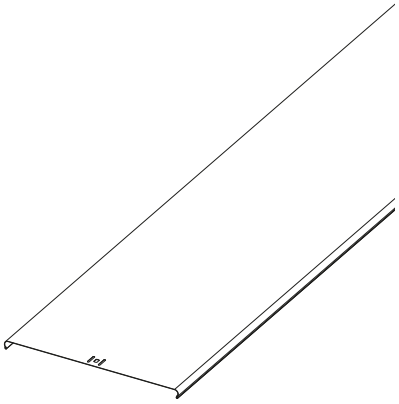

Elementi rettilinei
Straight elements

Accessori
Accessories

Coperchio ventilato Ventilated cover	
Lunghezza / Length	2,0÷3,0 m
Raggio / Radius	300÷1250 mm
Altezza / Height	15 mm
Base / Base	150÷900 mm
Spessore / Thickness	0,6÷2,0 mm
Materiale / Material	S/Z/I/Y/V/W/A/B
Standard & custom range value	

- Migliora la ventilazione dei cavi
- Improve ventilation cables

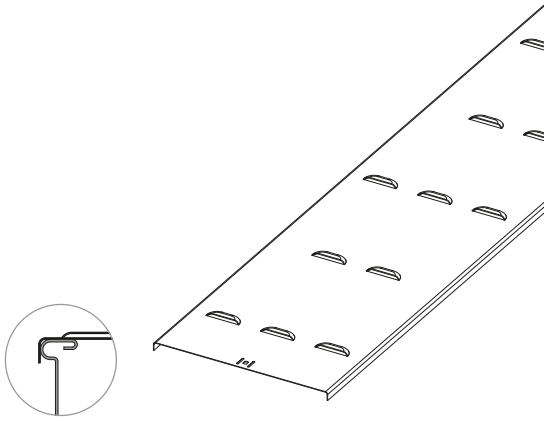

Coperchio a spiovente Peaked cover	
Lunghezza / Length	2,0÷3,0 m
Raggio / Radius	300÷1250 mm
Altezza / Height	15 mm
Base / Base	150÷900 mm
Spessore / Thickness	0,6÷2,0 mm
Materiale / Material	S/Z/I/Y/V/W/A/B
Standard & custom range value	

- Evita il ristagno di liquidi
- Prevent water retention

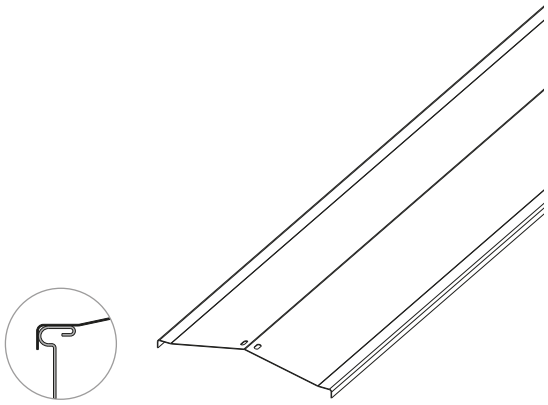

SERIE HP 2.26S IN ACCIAIO AL CARBONIO - SALDATA: CAPACITA' DI CARICO
HP 2.26S CARBON STEEL SERIES - WELDED: LOAD CAPACITY

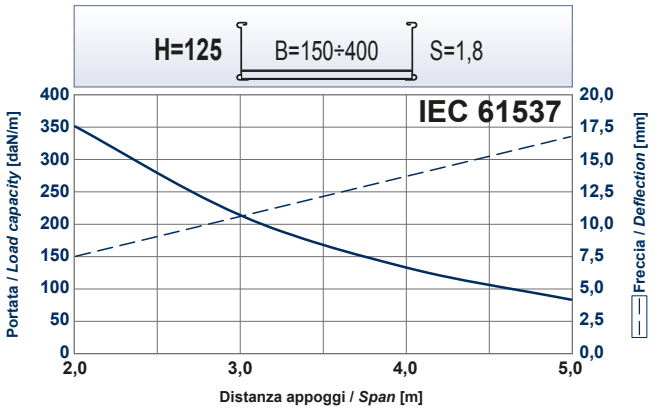

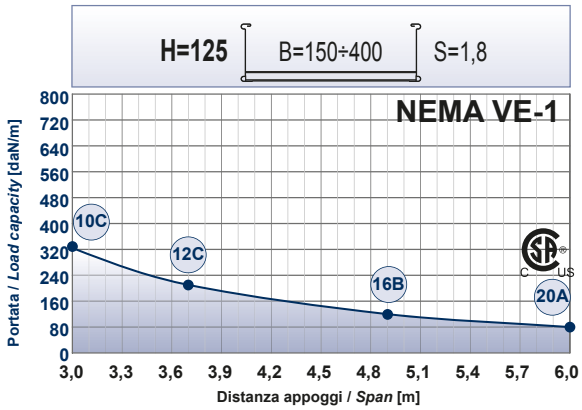

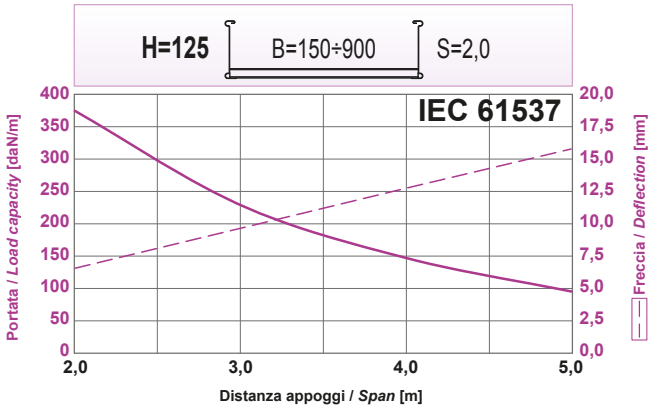

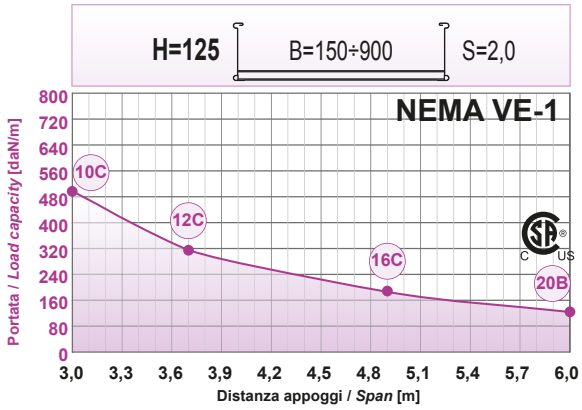

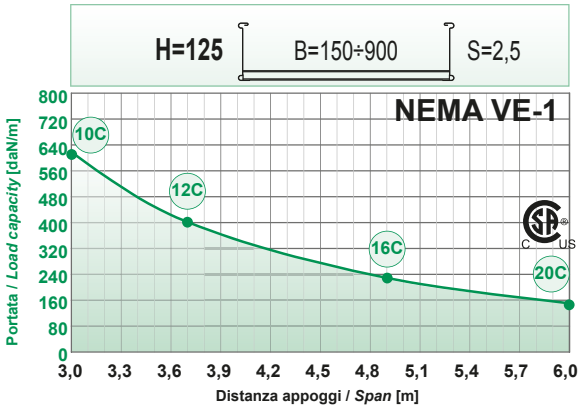

Le portate indicate sono relative ad elementi rettilinei di lunghezza maggiore o uguale alla distanza appoggi.
The load capacities shown concern straight elements with a length equal to or higher than the distance between supports.

Per maggiori dettagli sulla lettura dei grafici consultare pag. 20
For more details on how to read the graphs, please see page 20

NOTE	
	1 daN = 10 N = 1,0197 kg = 2.2481 lb
	1 m = 1.094 yd = 3.281 ft = 39.37 in

SERIE HP 2.26S IN ACCIAIO AL CARBONIO - SALDATA: CAPACITA' DI CARICO
HP 2.26S CARBON STEEL SERIES - WELDED: LOAD CAPACITY

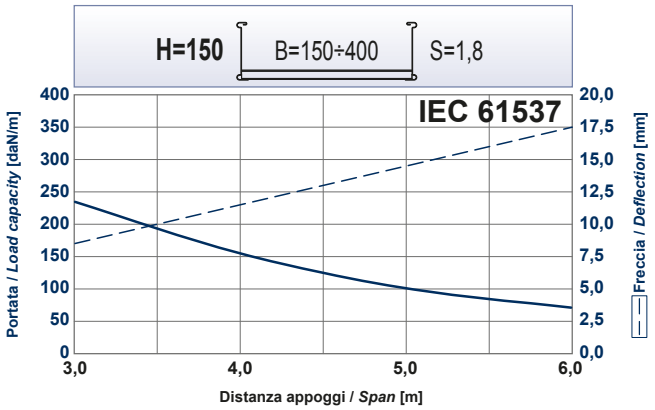

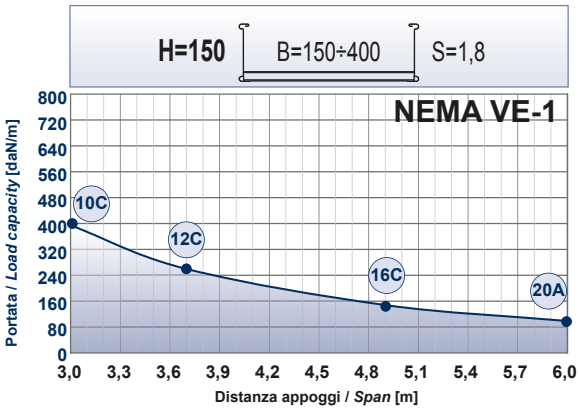

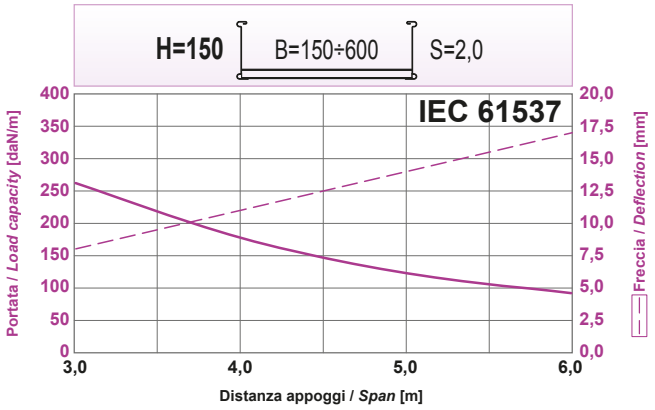

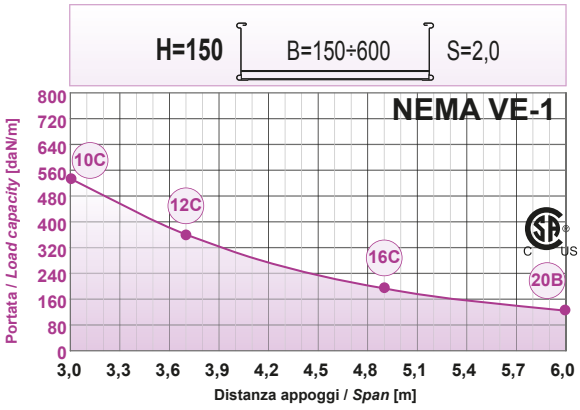

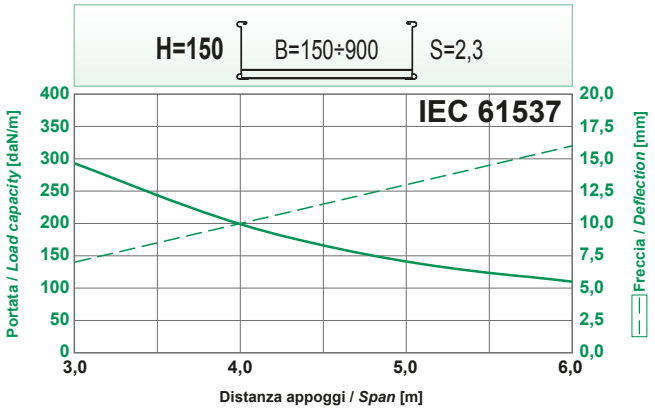

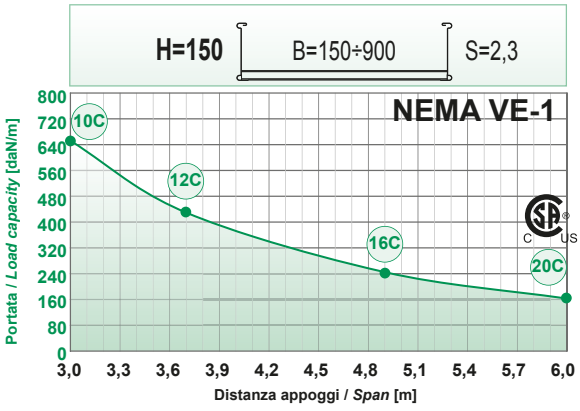

Le portate indicate sono relative ad elementi rettilinei di lunghezza maggiore o uguale alla distanza appoggi.
The load capacities shown concern straight elements with a length equal to or higher than the distance between supports.

Per maggiori dettagli sulla lettura dei grafici consultare pag. 20
For more details on how to read the graphs, please see page 20

NOTE	
	1 daN = 10 N = 1,0197 kg = 2.2481 lb
	1 m = 1.094 yd = 3.281 ft = 39.37 in

SERIE HP 2.26S IN ACCIAIO AL CARBONIO - SALDATA: CAPACITA' DI CARICO
HP 2.26S CARBON STEEL SERIES - WELDED: LOAD CAPACITY

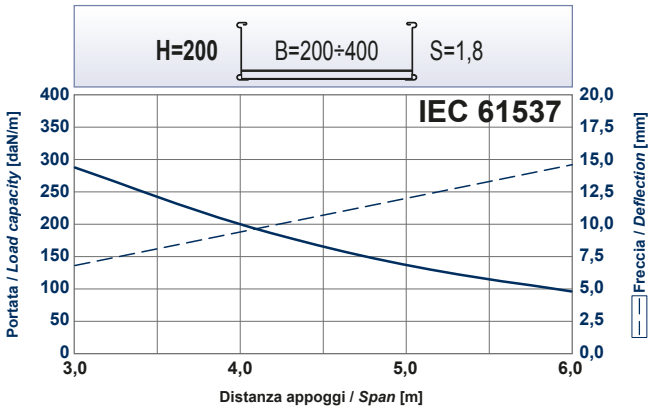

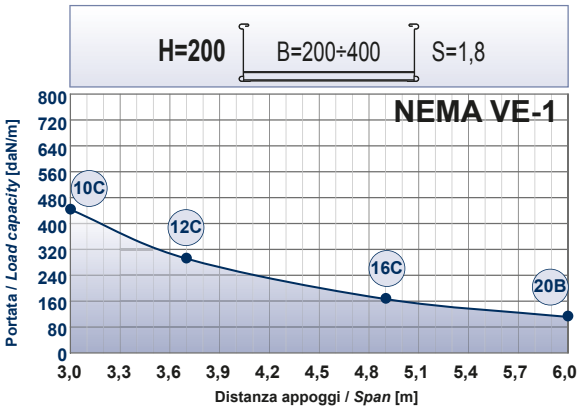

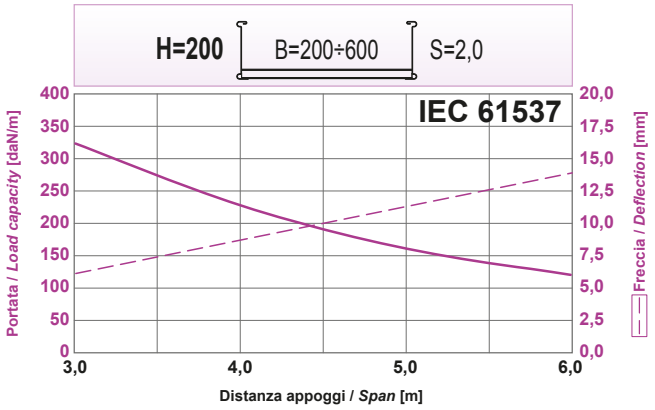

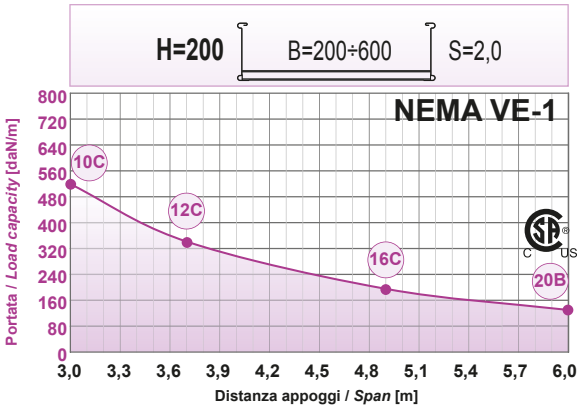

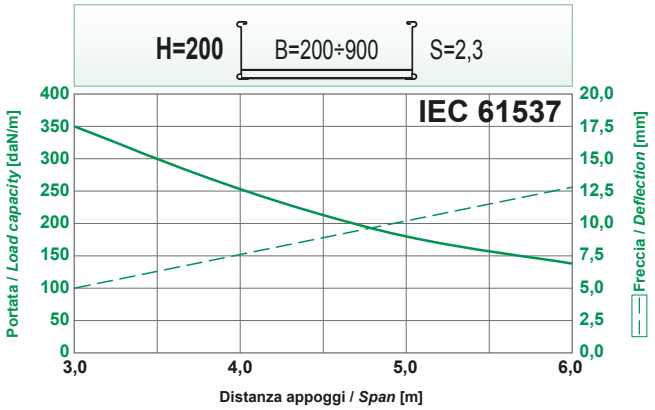

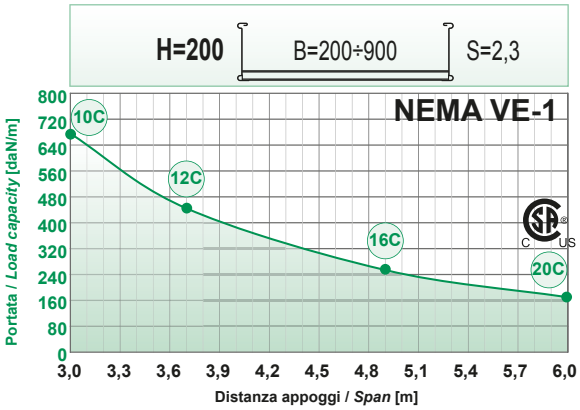

Le portate indicate sono relative ad elementi rettilinei di lunghezza maggiore o uguale alla distanza appoggi.
The load capacities shown concern straight elements with a length equal to or higher than the distance between supports.

Per maggiori dettagli sulla lettura dei grafici consultare pag. 20
For more details on how to read the graphs, please see page 20

NOTE	
	1 daN = 10 N = 1,0197 kg = 2.2481 lb
	1 m = 1.094 yd = 3.281 ft = 39.37 in

ELEMENTO RETTILINEO SALDATO - L= 6000 mm *Welded straight element*

01

J

N

Z



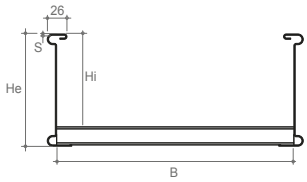

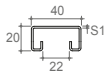

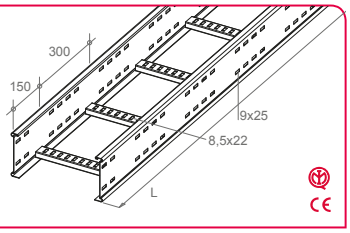

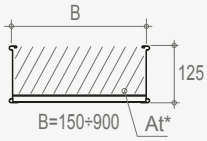

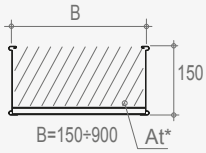

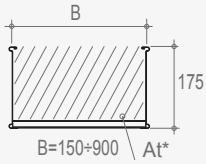

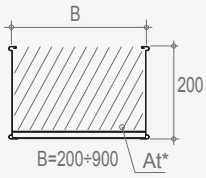

* At: sezione utile / Useful cross-section

J N	Codice/ Code	S mm	kg/m	B mm	He mm	Hi mm	L mm	S1 mm	At cm²	kg/m	S mm	Z	Codice/ Code
C2 ¤	01H6E150LK20	1,8	5,51	150	125	105	6000	1,5	157	5,79	1,8	C2 Z	01H6E150LK20
C2 ¤	01H6E200LK20	1,8	5,69	200	125	105	6000	1,5	210	5,97	1,8	C2 Z	01H6E200LK20
C2 ¤	01H6E300LK20	1,8	6,04	300	125	105	6000	1,5	315	6,34	1,8	C2 Z	01H6E300LK20
C2 ¤	01H6E400LK20	1,8	6,39	400	125	105	6000	1,5	420	6,71	1,8	C2 Z	01H6E400LK20
C2 ¤	01H6E150MK20	2,0	6,07	150	125	105	6000	1,5	157	6,34	2,0	C2 Z	01H6E150MK20
C2 ¤	01H6E200MK20	2,0	6,24	200	125	105	6000	1,5	210	6,52	2,0	C2 Z	01H6E200MK20
C2 ¤	01H6E300MK20	2,0	6,59	300	125	105	6000	1,5	315	6,89	2,0	C2 Z	01H6E300MK20
C2 ¤	01H6E400MK20	2,0	6,95	400	125	105	6000	1,5	420	7,26	2,0	C2 Z	01H6E400MK20
C2 ¤	01H6E450MK20	2,0	7,12	450	125	105	6000	1,5	472	7,44	2,0	C2 Z	01H6E450MK20
C2 ¤	01H6E500MK20	2,0	7,30	500	125	105	6000	1,5	525	7,63	2,0	C2 Z	01H6E500MK20
C2 ¤	01H6E600MK20	2,0	7,65	600	125	105	6000	1,5	630	8,00	2,0	C2 Z	01H6E600MK20
C2 ¤	01H6E700ML20	2,0	8,33	700	125	105	6000	1,8	735	8,71	2,0	C2 Z	01H6E700ML20
C2 ¤	01H6E750ML20	2,0	8,53	750	125	105	6000	1,8	787	8,92	2,0	C2 Z	01H6E750ML20
C2 ¤	01H6E800ML20	2,0	8,73	800	125	105	6000	1,8	840	9,13	2,0	C2 Z	01H6E800ML20
C2 ¤	01H6E900ML20	2,0	9,13	900	125	105	6000	1,8	945	9,54	2,0	C2 Z	01H6E900ML20
C2 ¤	01H6F150LK20	1,8	6,22	150	150	130	6000	1,5	195	6,53	1,8	C2 Z	01H6F150LK20
C2 ¤	01H6F200LK20	1,8	6,40	200	150	130	6000	1,5	260	6,72	1,8	C2 Z	01H6F200LK20
C2 ¤	01H6F300LK20	1,8	6,75	300	150	130	6000	1,5	390	7,09	1,8	C2 Z	01H6F300LK20
C2 ¤	01H6F400LK20	1,8	7,10	400	150	130	6000	1,5	520	7,46	1,8	C2 Z	01H6F400LK20
C2 ¤	01H6F150MK20	2,0	6,85	150	150	130	6000	1,5	195	7,16	2,0	C2 Z	01H6F150MK20
C2 ¤	01H6F200MK20	2,0	7,03	200	150	130	6000	1,5	260	7,34	2,0	C2 Z	01H6F200MK20
C2 ¤	01H6F300MK20	2,0	7,38	300	150	130	6000	1,5	390	7,71	2,0	C2 Z	01H6F300MK20
C2 ¤	01H6F400MK20	2,0	7,73	400	150	130	6000	1,5	520	8,08	2,0	C2 Z	01H6F400MK20
C2 ¤	01H6F450MK20	2,0	7,91	450	150	130	6000	1,5	585	8,27	2,0	C2 Z	01H6F450MK20
C2 ¤	01H6F500MK20	2,0	8,08	500	150	130	6000	1,5	650	8,45	2,0	C2 Z	01H6F500MK20
C2 ¤	01H6F600MK20	2,0	8,44	600	150	130	6000	1,5	780	8,82	2,0	C2 Z	01H6F600MK20
C2 ¤	01H6F700NM20	2,3	10,38	700	150	130	6000	2,0	910	10,78	2,3	C2 Z	01H6F700NM20
C2 ¤	01H6F750NM20	2,3	10,60	750	150	130	6000	2,0	975	11,01	2,3	C2 Z	01H6F750NM20
C2 ¤	01H6F800NM20	2,3	10,82	800	150	130	6000	2,0	1040	11,24	2,3	C2 Z	01H6F800NM20
C2 ¤	01H6F900NM20	2,3	11,26	900	150	130	6000	2,0	1170	11,71	2,3	C2 Z	01H6F900NM20
C2 ¤	01H6M150MK24	2,0	7,71	150	175	155	6000	1,5	232	8,05	2,0	C2 Z	01H6M150MK24
C2 ¤	01H6M200MK24	2,0	7,92	200	175	155	6000	1,5	310	8,28	2,0	C2 Z	01H6M200MK24
C2 ¤	01H6M300MK24	2,0	8,34	300	175	155	6000	1,5	465	8,72	2,0	C2 Z	01H6M300MK24
C2 ¤	01H6M400MK24	2,0	8,76	400	175	155	6000	1,5	620	9,16	2,0	C2 Z	01H6M400MK24
C2 ¤	01H6M450MK24	2,0	8,97	450	175	155	6000	1,5	697	9,38	2,0	C2 Z	01H6M450MK24
C2 ¤	01H6M500MK24	2,0	9,19	500	175	155	6000	1,5	775	9,60	2,0	C2 Z	01H6M500MK24
C2 ¤	01H6M600MK24	2,0	9,61	600	175	155	6000	1,5	930	10,04	2,0	C2 Z	01H6M600MK24
C2 ¤	01H6M700NM24	2,3	11,86	700	175	155	6000	2,0	1085	12,33	2,3	C2 Z	01H6M700NM24
C2 ¤	01H6M750NM24	2,3	12,13	750	175	155	6000	2,0	1162	12,60	2,3	C2 Z	01H6M750NM24
C2 ¤	01H6M800NM24	2,3	12,39	800	175	155	6000	2,0	1240	12,88	2,3	C2 Z	01H6M800NM24
C2 ¤	01H6M900NM24	2,3	12,92	900	175	155	6000	2,0	1395	13,43	2,3	C2 Z	01H6M900NM24
C2 ¤	01H6N200LK20	1,8	7,81	200	200	180	6000	1,5	360	8,20	1,8	C2 Z	01H6N200LK20
C2 ¤	01H6N300LK20	1,8	8,16	300	200	180	6000	1,5	540	8,57	1,8	C2 Z	01H6N300LK20
C2 ¤	01H6N400LK20	1,8	8,51	400	200	180	6000	1,5	720	8,94	1,8	C2 Z	01H6N400LK20
C2 ¤	01H6N200MK20	2,0	8,60	200	200	180	6000	1,5	360	8,99	2,0	C2 Z	01H6N200MK20
C2 ¤	01H6N300MK20	2,0	8,95	300	200	180	6000	1,5	540	9,35	2,0	C2 Z	01H6N300MK20
C2 ¤	01H6N400MK20	2,0	9,30	400	200	180	6000	1,5	720	9,72	2,0	C2 Z	01H6N400MK20
C2 ¤	01H6N450MK20	2,0	9,48	450	200	180	6000	1,5	810	9,91	2,0	C2 Z	01H6N450MK20
C2 ¤	01H6N500MK20	2,0	9,65	500	200	180	6000	1,5	900	10,09	2,0	C2 Z	01H6N500MK20
C2 ¤	01H6N600MK20	2,0	10,01	600	200	180	6000	1,5	1080	10,46	2,0	C2 Z	01H6N600MK20
C2 ¤	01H6N700NM20	2,3	12,18	700	200	180	6000	2,0	1260	12,66	2,3	C2 Z	01H6N700NM20
C2 ¤	01H6N750NM20	2,3	12,40	750	200	180	6000	2,0	1350	12,89	2,3	C2 Z	01H6N750NM20
C2 ¤	01H6N800NN20	2,3	12,97	800	200	180	6000	2,3	1440	13,48	2,3	C2 Z	01H6N800NN20
C2 ¤	01H6N900NN20	2,3	13,45	900	200	180	6000	2,3	1620	13,98	2,3	C2 Z	01H6N900NN20

Lunghezza personalizzabile / *Possible customized length*

¤ Scegli il materiale/ *Choose the material*

STANDARD						
S	Zincato Sendzimir *Pre-galvanized Sendzimir*	I	Acciaio Inox AISI 304 *AISI 304 Stainless steel*	Y	Acciaio Inox AISI 316L *AISI 316L Stainless steel*
Z	Zincato a caldo dopo lavorazione *Hot-dip galvanized after manufacture*	J	AISI 304 Decontaminato *AISI 304 Decontamined*	N	AISI 316L Decontaminato *AISI 316L Decontamined*

VARIANT					
V	Sendzimir con Verniciatura RAL 5012 *Sendzimir with RAL 5012 Painted*	A	Lega di alluminio *Aluminium alloy*
W	Zinc. a c. con Verniciatura RAL 5012 *Hot-dip galv. with RAL 5012 Painted*	B	Lega di alluminio anodizzato *Aluminium alloy anodized*

COPERCHIO *Cover*

05N

S
I
Y
Z



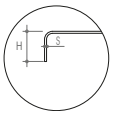

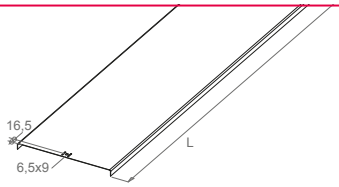



S I Y Codice/ Code	S mm	Δ kg/m	B mm	H mm	L mm				Δ kg/m	S mm	Z Codice/ Code
C2 ¤ 05N3P150F	1,0	1,57	150	15	3000				1,71	1,0	C2 Z 05N3P150F
C2 ¤ 05N3P200F	1,0	1,96	200	15	3000				2,14	1,0	C2 Z 05N3P200F
C2 ¤ 05N3P300F	1,0	2,75	300	15	3000				3,00	1,0	C2 Z 05N3P300F
C2 ¤ 05N3P400F	1,0	3,53	400	15	3000				3,85	1,0	C2 Z 05N3P400F
C2 ¤ 05N3P450H	1,2	4,71	450	15	3000				5,07	1,2	C2 Z 05N3P450H
C2 ¤ 05N3P500H	1,2	5,18	500	15	3000				5,57	1,2	C2 Z 05N3P500H
C2 ¤ 05N3P600H	1,2	6,12	600	15	3000				6,58	1,2	C2 Z 05N3P600H
C2 ¤ 05N2P700K	1,5	8,83	700	15	2000				9,36	1,5	C2 Z 05N2P700K
C2 ¤ 05N2P750K	1,5	9,42	750	15	2000				9,99	1,5	C2 Z 05N2P750K
C2 ¤ 05N2P800K	1,5	10,01	800	15	2000				10,61	1,5	C2 Z 05N2P800K
C2 ¤ 05N2P900K	1,5	11,19	900	15	2000				11,86	1,5	C2 Z 05N2P900K

¤ Scegli il materiale/ *Choose the material*

COPERCHIO AUTOBLOCCANTE *Self-locking cover*

05G

S
I
Y
Z



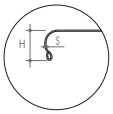

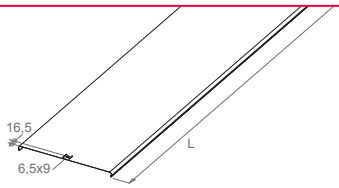



S I Y Codice/ Code	S mm	Δ kg/m	B mm	H mm	L mm				Δ kg/m	S mm	Z Codice/ Code
C2 ¤ 05G3P150B	0,6	0,99	150	15	3000				1,47	0,8	C2 Z 05G3P150D
C2 ¤ 05G3P200B	0,6	1,22	200	15	3000				1,82	0,8	C2 Z 05G3P200D
C2 ¤ 05G3P300B	0,6	1,70	300	15	3000				2,52	0,8	C2 Z 05G3P300D
C2 ¤ 05G3P400B	0,6	2,17	400	15	3000				3,22	0,8	C2 Z 05G3P400D
C2 ¤ 05G3P450D	0,8	3,20	450	15	3000				4,37	1,0	C2 Z 05G3P450F
C2 ¤ 05G3P500D	0,8	3,52	500	15	3000				4,79	1,0	C2 Z 05G3P500F
C2 ¤ 05G3P600D	0,8	4,14	600	15	3000				5,65	1,0	C2 Z 05G3P600F
C2 ¤ 05G2P700F	1,0	5,97	700	15	2000				7,70	1,2	C2 Z 05G2P700H
C2 ¤ 05G2P750F	1,0	6,36	750	15	2000				8,21	1,2	C2 Z 05G2P750H
C2 ¤ 05G2P800F	1,0	6,75	800	15	2000				8,71	1,2	C2 Z 05G2P800H
C2 ¤ 05G2P900F	1,0	7,54	900	15	2000				9,72	1,2	C2 Z 05G2P900H
C2 ¤ 05G3P150F	1,0	1,65	150	15	3000				1,80	1,0	C2 Z 05G3P150F
C2 ¤ 05G3P200F	1,0	2,04	200	15	3000				2,23	1,0	C2 Z 05G3P200F
C2 ¤ 05G3P300F	1,0	2,83	300	15	3000				3,08	1,0	C2 Z 05G3P300F
C2 ¤ 05G3P400F	1,0	3,61	400	15	3000				3,94	1,0	C2 Z 05G3P400F
C2 ¤ 05G3P450H	1,2	4,80	450	15	3000				5,17	1,2	C2 Z 05G3P450H
C2 ¤ 05G3P500H	1,2	5,28	500	15	3000				5,67	1,2	C2 Z 05G3P500H
C2 ¤ 05G3P600H	1,2	6,22	600	15	3000				6,69	1,2	C2 Z 05G3P600H
C2 ¤ 05G2P700K	1,5	8,95	700	15	2000				9,49	1,5	C2 Z 05G2P700K
C2 ¤ 05G2P750K	1,5	9,54	750	15	2000				10,11	1,5	C2 Z 05G2P750K
C2 ¤ 05G2P800K	1,5	10,13	800	15	2000				10,74	1,5	C2 Z 05G2P800K
C2 ¤ 05G2P900K	1,5	11,30	900	15	2000				11,99	1,5	C2 Z 05G2P900K

¤ Scegli il materiale/ *Choose the material*

STANDARD						
S	Zincato Sendzimir *Pre-galvanized Sendzimir*	I	Acciaio Inox AISI 304 *AISI 304 Stainless steel*	Y	Acciaio Inox AISI 316L *AISI 316L Stainless steel*
Z	Zincato a caldo dopo lavorazione *Hot-dip galvanized after manufacture*	J	AISI 304 Decontaminato *AISI 304 Decontamined*	N	AISI 316L Decontaminato *AISI 316L Decontamined*

VARIANT			
V	Sendzimir con Verniciatura RAL 5012 *Sendzimir with RAL 5012 Painted*	A	Lega di alluminio *Aluminium alloy*
W	Zinc. a c. con Verniciatura RAL 5012 *Hot-dip galv. with RAL 5012 Painted*	B	Lega di alluminio anodizzato *Aluminium alloy anodized*

COPERCHIO VENTILATO *Ventilated cover*

06N

S I Y Z



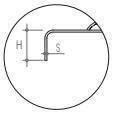

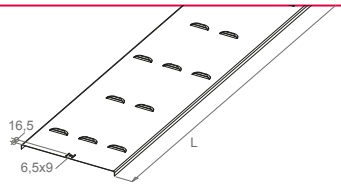

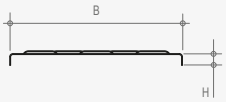

S I Y	Codice/ Code	S mm	A kg/m	B mm	H mm	L mm				A kg/m	S mm	Z	Codice/ Code
C2 ¤	06N3P150F	1,0	1,57	150	15	3000				1,71	1,0	C2 Z	06N3P150F
C2 ¤	06N3P200F	1,0	1,96	200	15	3000				2,14	1,0	C2 Z	06N3P200F
C2 ¤	06N3P300F	1,0	2,75	300	15	3000				3,00	1,0	C2 Z	06N3P300F
C2 ¤	06N3P400F	1,0	3,53	400	15	3000				3,85	1,0	C2 Z	06N3P400F
C2 ¤	06N3P450H	1,2	4,71	450	15	3000				5,07	1,2	C2 Z	06N3P450H
C2 ¤	06N3P500H	1,2	5,18	500	15	3000				5,57	1,2	C2 Z	06N3P500H
C2 ¤	06N3P600H	1,2	6,12	600	15	3000				6,58	1,2	C2 Z	06N3P600H
C2 ¤	06N2P700K	1,5	8,83	700	15	2000				9,36	1,5	C2 Z	06N2P700K
C2 ¤	06N2P750K	1,5	9,42	750	15	2000				9,99	1,5	C2 Z	06N2P750K
C2 ¤	06N2P800K	1,5	10,01	800	15	2000				10,61	1,5	C2 Z	06N2P800K
C2 ¤	06N2P900K	1,5	11,19	900	15	2000				11,86	1,5	C2 Z	06N2P900K

¤ Scegli il materiale/ *Choose the material*

COPERCHIO A SPIOVENTE *Weathered cover*

07N

S I Y Z



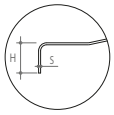

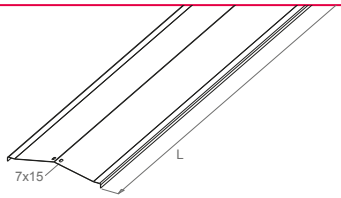

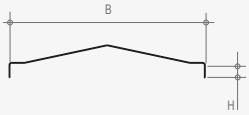

S I Y	Codice/ Code	S mm	A kg/m	B mm	H mm	L mm				A kg/m	S mm	Z	Codice/ Code
C2 ¤	07N3P150F	1,0	1,60	150	15	3000				1,74	1,0	C2 Z	07N3P150F
C2 ¤	07N3P200F	1,0	2,00	200	15	3000				2,18	1,0	C2 Z	07N3P200F
C2 ¤	07N3P300F	1,0	2,80	300	15	3000				3,05	1,0	C2 Z	07N3P300F
C2 ¤	07N3P400F	1,0	3,60	400	15	3000				3,93	1,0	C2 Z	07N3P400F
C2 ¤	07N3P450H	1,2	4,80	450	15	3000				5,17	1,2	C2 Z	07N3P450H
C2 ¤	07N3P500H	1,2	5,29	500	15	3000				5,68	1,2	C2 Z	07N3P500H
C2 ¤	07N3P600H	1,2	6,25	600	15	3000				6,72	1,2	C2 Z	07N3P600H
C2 ¤	07N2P700K	1,5	9,02	700	15	2000				9,56	1,5	C2 Z	07N2P700K
C2 ¤	07N2P750K	1,5	9,62	750	15	2000				10,20	1,5	C2 Z	07N2P750K
C2 ¤	07N2P800K	1,5	10,22	800	15	2000				10,84	1,5	C2 Z	07N2P800K
C2 ¤	07N2P900K	1,5	11,42	900	15	2000				12,11	1,5	C2 Z	07N2P900K

¤ Scegli il materiale/ *Choose the material*

ESEMPI DI MONTAGGIO *Installation examples*

62 *Barretta di terra per colleg. equipotenziale coperchi - Earthing bar for covers equipotential connection*

60 *Giunto - Joint*

10 *Vite M8x17 - M8x17 screw*

16 *Dado esagonale M8 - M8 hexagonal nut*

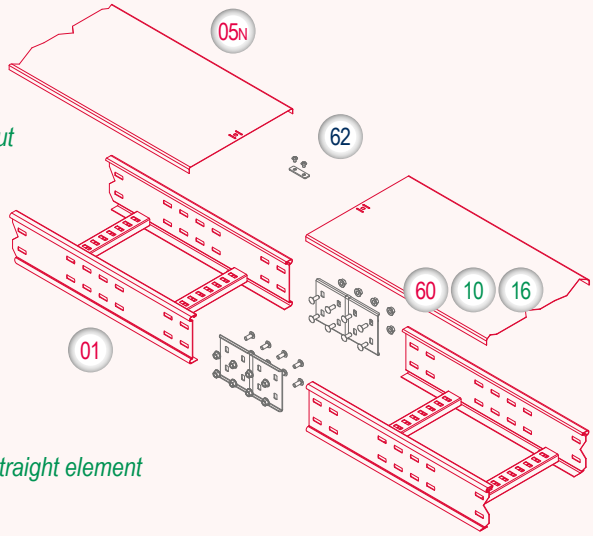

01 *Elemento rettilineo saldato - Welded straight element*

05N 05G 06N 07N *Coperchio - Cover*

PROFILO DIVISORIO PER ELEMENTI RETTILINEI *Separator for straight elements*

50

S

I

Y

Z



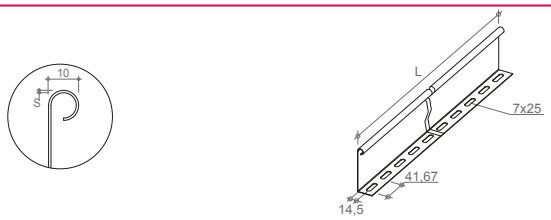

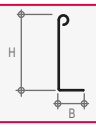

S I Y	Codice/ Code	S mm	Ⅰ kg/m	B mm	H mm	L mm				Ⅰ kg/m	S mm	Z	Codice/ Code
C2 ¤	50B3D025D	0,8	0,84	27	96	3000				1,14	1,0	C2 Z	50B3D025F
C2 ¤	50B3E025F	1,0	1,24	27	121	3000				1,61	1,2	C2 Z	50B3E025H
C2 ¤	50B3M025H	1,2	1,96	27	171	3000				2,60	1,5	C2 Z	50B3M025K

¤ Scegli il materiale/ *Choose the material*

PROFILO DIVISORIO PER ACCESSORI ORIZZONTALI *Separator for horizontal accessories*

52

S

I

Y

Z

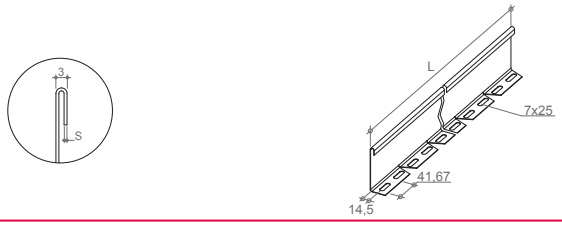

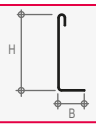

S I Y	Codice/ Code	S mm	Ⅰ kg/m	B mm	H mm	L mm				Ⅰ kg/m	S mm	Z	Codice/ Code
C2 ¤	52D3D025D	0,8	0,83	27	96	3000				1,12	1,0	C2 Z	52D3D025F
C2 ¤	52D3E025D	0,8	0,98	27	121	3000				1,34	1,0	C2 Z	52D3E025F
C2 ¤	52D3M025F	1,0	1,62	27	171	3000				2,09	1,2	C2 Z	52D3M025H

¤ Scegli il materiale/ *Choose the material*

STANDARD						
S	Zincato Sendzimir *Pre-galvanized Sendzimir*	I	Acciaio Inox AISI 304 *AISI 304 Stainless steel*	Y	Acciaio Inox AISI 316L *AISI 316L Stainless steel*
Z	Zincato a caldo dopo lavorazione *Hot-dip galvanized after manufacture*	J	AISI 304 Decontaminato *AISI 304 Decontamined*	N	AISI 316L Decontaminato *AISI 316L Decontamined*

VARIANT			
V	Sendzimir con Verniciatura RAL 5012 *Sendzimir with RAL 5012 Painted*	A	Lega di alluminio *Aluminium alloy*
W	Zinc. a c. con Verniciatura RAL 5012 *Hot-dip galv. with RAL 5012 Painted*	B	Lega di alluminio anodizzato *Aluminium alloy anodized*

FONDO IN LAMIERA FORATA - L= 3000 mm *Perforated sheet steel bottom*

09

S

I

Y

Z



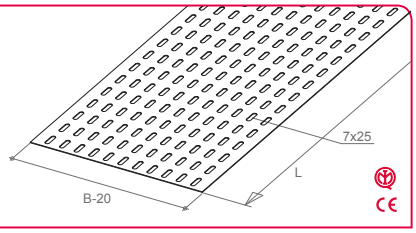

S I Y	Codice/ Code	S mm	⚖ kg/m	B mm		L mm				⚖ kg/m	S mm	Z	Codice/ Code
C2 ¤	09X3X150F	1,0	0,95	150		3000				0,98	1,0	C2 Z	09X3X150F
C2 ¤	09X3X200F	1,0	1,28	200		3000				1,31	1,0	C2 Z	09X3X200F
C2 ¤	09X3X300F	1,0	1,94	300		3000				1,97	1,0	C2 Z	09X3X300F
C2 ¤	09X3X400F	1,0	2,60	400		3000				2,63	1,0	C2 Z	09X3X400F
C2 ¤	09X3X450F	1,0	2,93	450		3000				2,96	1,0	C2 Z	09X3X450F
C2 ¤	09X3X500F	1,0	3,27	500		3000				3,29	1,0	C2 Z	09X3X500F
C2 ¤	09X3X600F	1,0	3,93	600		3000				3,95	1,0	C2 Z	09X3X600F
C2 ¤	09X3X700K	1,5	6,88	700		3000				6,92	1,5	C2 Z	09X3X700K
C2 ¤	09X3X750K	1,5	7,37	750		3000				7,41	1,5	C2 Z	09X3X750K
C2 ¤	09X3X800K	1,5	7,87	800		3000				7,91	1,5	C2 Z	09X3X800K
C2 ¤	09X3X900K	1,5	8,87	900		3000				8,91	1,5	C2 Z	09X3X900K

¤ Scegli il materiale/ *Choose the material*

ESEMPI DI MONTAGGIO *Installation examples*

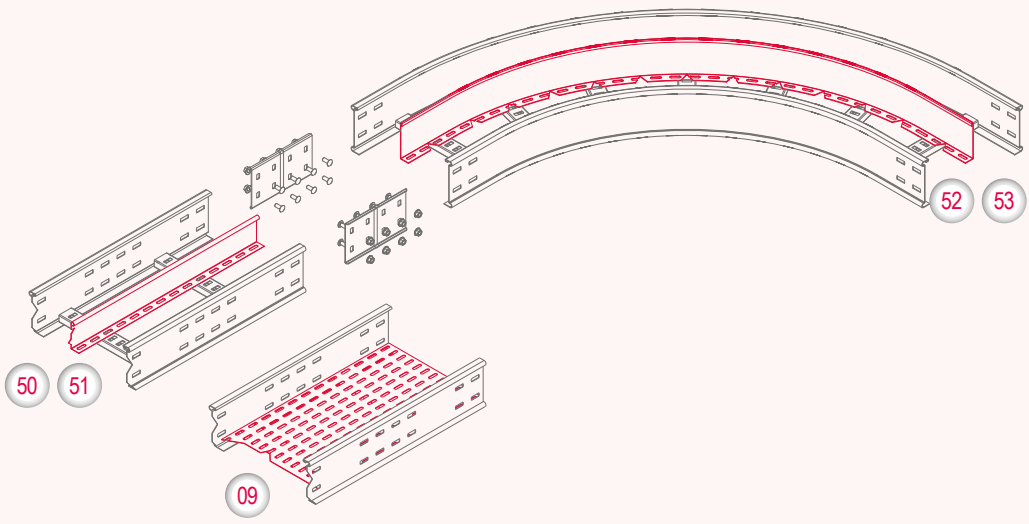

09 *Fondo in lamiera forata - Perforated sheet steel bottom*

50 51 *Profilo divisorio per elementi rettilinei - Separator for straight elements*

52 53 *Profilo divisorio per accessori orizzontali - Separator for horizontal accessories*

STANDARD						
S	Zincato Sendzimir *Pre-galvanized Sendzimir*	I	Acciaio Inox AISI 304 *AISI 304 Stainless steel*	Y	Acciaio Inox AISI 316L *AISI 316L Stainless steel*
Z	Zincato a caldo dopo lavorazione *Hot-dip galvanized after manufacture*	J	AISI 304 Decontaminato *AISI 304 Decontamined*	N	AISI 316L Decontaminato *AISI 316L Decontamined*

VARIANT			
V	Sendzimir con Verniciatura RAL 5012 *Sendzimir with RAL 5012 Painted*	A	Lega di alluminio *Aluminium alloy*
W	Zinc. a c. con Verniciatura RAL 5012 *Hot-dip galv. with RAL 5012 Painted*	B	Lega di alluminio anodizzato *Aluminium alloy anodized*

CURVA PIANA A 90° R=600 mm *90° horizontal bend*

10H J N Z

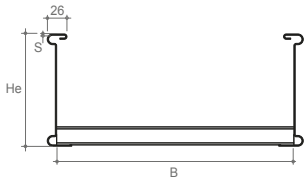

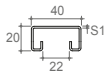

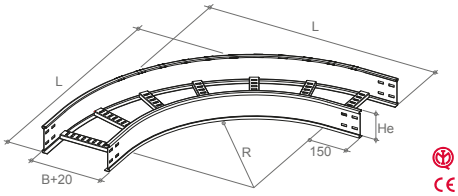

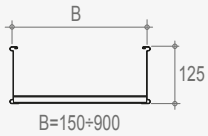

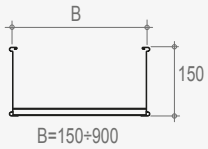

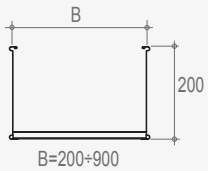

J N	Codice/ Code	S mm	kg/pz	B mm	He mm	R mm	S1 mm	L mm	kg/pz	S mm	Z	Codice/ Code
C2 ¤	10H6E150MK	2,0	8,58	150	125	600	1,5	910	8,96	2,0	C2 Z	10H6E150MK
C2 ¤	10H6E200MK	2,0	9,07	200	125	600	1,5	960	9,48	2,0	C2 Z	10H6E200MK
C2 ¤	10H6E300MK	2,0	10,04	300	125	600	1,5	1060	10,50	2,0	C2 Z	10H6E300MK
C2 ¤	10H6E400MK	2,0	11,44	400	125	600	1,5	1160	11,96	2,0	C2 Z	10H6E400MK
C2 ¤	10H6E450MK	2,0	11,99	450	125	600	1,5	1210	12,53	2,0	C2 Z	10H6E450MK
C2 ¤	10H6E500MK	2,0	12,53	500	125	600	1,5	1260	13,09	2,0	C2 Z	10H6E500MK
C2 ¤	10H6E600MK	2,0	14,25	600	125	600	1,5	1360	14,89	2,0	C2 Z	10H6E600MK
C2 ¤	10H6E700MK	2,0	15,43	700	125	600	1,5	1460	16,13	2,0	C2 Z	10H6E700MK
C2 ¤	10H6E750MK	2,0	16,03	750	125	600	1,5	1510	16,75	2,0	C2 Z	10H6E750MK
C2 ¤	10H6E800MK	2,0	17,47	800	125	600	1,5	1560	18,26	2,0	C2 Z	10H6E800MK
C2 ¤	10H6E900MK	2,0	18,76	900	125	600	1,5	1660	19,61	2,0	C2 Z	10H6E900MK
C2 ¤	10H6F150MK	2,0	9,64	150	150	600	1,5	910	10,08	2,0	C2 Z	10H6F150MK
C2 ¤	10H6F200MK	2,0	10,16	200	150	600	1,5	960	10,62	2,0	C2 Z	10H6F200MK
C2 ¤	10H6F300MK	2,0	11,20	300	150	600	1,5	1060	11,71	2,0	C2 Z	10H6F300MK
C2 ¤	10H6F400MK	2,0	12,67	400	150	600	1,5	1160	13,24	2,0	C2 Z	10H6F400MK
C2 ¤	10H6F450MK	2,0	13,24	450	150	600	1,5	1210	13,84	2,0	C2 Z	10H6F450MK
C2 ¤	10H6F500MK	2,0	13,81	500	150	600	1,5	1260	14,44	2,0	C2 Z	10H6F500MK
C2 ¤	10H6F600MK	2,0	15,59	600	150	600	1,5	1360	16,30	2,0	C2 Z	10H6F600MK
C2 ¤	10H6F700NM	2,3	19,93	700	150	600	2,0	1460	20,72	2,3	C2 Z	10H6F700NM
C2 ¤	10H6F750NM	2,3	20,69	750	150	600	2,0	1510	21,51	2,3	C2 Z	10H6F750NM
C2 ¤	10H6F800NM	2,3	22,52	800	150	600	2,0	1560	23,40	2,3	C2 Z	10H6F800NM
C2 ¤	10H6F900NM	2,3	24,17	900	150	600	2,0	1660	25,12	2,3	C2 Z	10H6F900NM
C2 ¤	10H6N200MK	2,0	12,36	200	200	600	1,5	960	12,92	2,0	C2 Z	10H6N200MK
C2 ¤	10H6N300MK	2,0	13,52	300	200	600	1,5	1060	14,13	2,0	C2 Z	10H6N300MK
C2 ¤	10H6N400MK	2,0	15,11	400	200	600	1,5	1160	15,79	2,0	C2 Z	10H6N400MK
C2 ¤	10H6N450MK	2,0	15,74	450	200	600	1,5	1210	16,46	2,0	C2 Z	10H6N450MK
C2 ¤	10H6N500MK	2,0	16,38	500	200	600	1,5	1260	17,12	2,0	C2 Z	10H6N500MK
C2 ¤	10H6N600MK	2,0	18,28	600	200	600	1,5	1360	19,11	2,0	C2 Z	10H6N600MK
C2 ¤	10H6N700NM	2,3	23,17	700	200	600	2,0	1460	24,08	2,3	C2 Z	10H6N700NM
C2 ¤	10H6N750NM	2,3	24,00	750	200	600	2,0	1510	24,94	2,3	C2 Z	10H6N750NM
C2 ¤	10H6N800NM	2,3	25,90	800	200	600	2,0	1560	26,92	2,3	C2 Z	10H6N800NM
C2 ¤	10H6N900NM	2,3	27,69	900	200	600	2,0	1660	28,78	2,3	C2 Z	10H6N900NM

¤ Scegli il materiale/ *Choose the material*

COPERCHIO *Cover*

10N S I Y Z

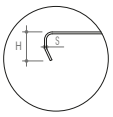

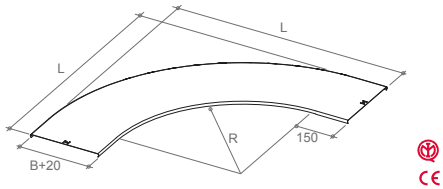



S I Y	Codice/ Code	S mm	kg/pz	B mm	H mm	R mm	L mm	kg/pz	S mm	Z	Codice/ Code
C2 ¤	10N6P150F	1,0	2,31	150	15	600	910	2,52	1,0	C2 Z	10N6P150F
C2 ¤	10N6P200F	1,0	2,92	200	15	600	960	3,19	1,0	C2 Z	10N6P200F
C2 ¤	10N6P300F	1,0	4,25	300	15	600	1060	4,63	1,0	C2 Z	10N6P300F
C2 ¤	10N6P400F	1,0	5,69	400	15	600	1160	6,21	1,0	C2 Z	10N6P400F
C2 ¤	10N6P450H	1,2	7,76	450	15	600	1210	8,34	1,2	C2 Z	10N6P450H
C2 ¤	10N6P500H	1,2	8,72	500	15	600	1260	9,38	1,2	C2 Z	10N6P500H
C2 ¤	10N6P600H	1,2	10,75	600	15	600	1360	11,56	1,2	C2 Z	10N6P600H
C2 ¤	10N6P700K	1,5	16,17	700	15	600	1460	17,14	1,5	C2 Z	10N6P700K
C2 ¤	10N6P750K	1,5	17,60	750	15	600	1510	18,66	1,5	C2 Z	10N6P750K
C2 ¤	10N6P800K	1,5	19,08	800	15	600	1560	20,23	1,5	C2 Z	10N6P800K
C2 ¤	10N6P900K	1,5	22,17	900	15	600	1660	23,51	1,5	C2 Z	10N6P900K

¤ Scegli il materiale/ *Choose the material*

STANDARD					
S	Zincato Sendzimir *Pre-galvanized Sendzimir*	I	Acciaio Inox AISI 304 *AISI 304 Stainless steel*	Y	Acciaio Inox AISI 316L *AISI 316L Stainless steel*
Z	Zincato a caldo dopo lavorazione *Hot-dip galvanized after manufacture*	J	AISI 304 Decontaminato *AISI 304 Decontamined*	N	AISI 316L Decontaminato *AISI 316L Decontamined*

VARIANT			
V	Sendzimir con Verniciatura RAL 5012 *Sendzimir with RAL 5012 Painted*	A	Lega di alluminio *Aluminium alloy*
W	Zinc. a c. con Verniciatura RAL 5012 *Hot-dip galv. with RAL 5012 Painted*	B	Lega di alluminio anodizzato *Aluminium alloy anodized*

CURVA PIANA A 60° R=600 mm *60° horizontal bend*

13H J N Z

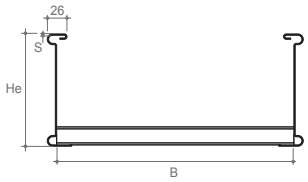

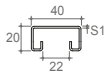

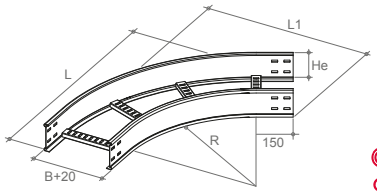

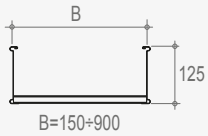

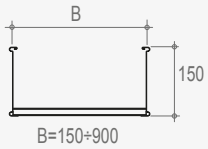

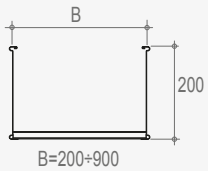

J N Codice/ Code	S mm	kg/pz	B mm	He mm	R mm	S1 mm	L mm	L1 mm	kg/pz	S mm	Z Codice/ Code
C2 ¤ 13H6E150MK	2,0	6,40	150	125	600	1,5	883	595	6,69	2,0	C2 Z 13H6E150MK
C2 ¤ 13H6E200MK	2,0	6,76	200	125	600	1,5	926	645	7,06	2,0	C2 Z 13H6E200MK
C2 ¤ 13H6E300MK	2,0	7,48	300	125	600	1,5	1013	745	7,82	2,0	C2 Z 13H6E300MK
C2 ¤ 13H6E400MK	2,0	8,20	400	125	600	1,5	1100	845	8,57	2,0	C2 Z 13H6E400MK
C2 ¤ 13H6E450MK	2,0	9,04	450	125	600	1,5	1143	895	9,45	2,0	C2 Z 13H6E450MK
C2 ¤ 13H6E500MK	2,0	9,45	500	125	600	1,5	1186	945	9,88	2,0	C2 Z 13H6E500MK
C2 ¤ 13H6E600MK	2,0	10,28	600	125	600	1,5	1273	1045	10,75	2,0	C2 Z 13H6E600MK
C2 ¤ 13H6E700MK	2,0	11,11	700	125	600	1,5	1360	1145	11,61	2,0	C2 Z 13H6E700MK
C2 ¤ 13H6E750MK	2,0	11,52	750	125	600	1,5	1403	1195	12,04	2,0	C2 Z 13H6E750MK
C2 ¤ 13H6E800MK	2,0	12,78	800	125	600	1,5	1446	1245	13,36	2,0	C2 Z 13H6E800MK
C2 ¤ 13H6E900MK	2,0	13,72	900	125	600	1,5	1533	1345	14,34	2,0	C2 Z 13H6E900MK
C2 ¤ 13H6F150MK	2,0	7,19	150	150	600	1,5	883	595	7,51	2,0	C2 Z 13H6F150MK
C2 ¤ 13H6F200MK	2,0	7,57	200	150	600	1,5	926	645	7,91	2,0	C2 Z 13H6F200MK
C2 ¤ 13H6F300MK	2,0	8,33	300	150	600	1,5	1013	745	8,71	2,0	C2 Z 13H6F300MK
C2 ¤ 13H6F400MK	2,0	9,09	400	150	600	1,5	1100	845	9,51	2,0	C2 Z 13H6F400MK
C2 ¤ 13H6F450MK	2,0	9,95	450	150	600	1,5	1143	895	10,40	2,0	C2 Z 13H6F450MK
C2 ¤ 13H6F500MK	2,0	10,39	500	150	600	1,5	1186	945	10,86	2,0	C2 Z 13H6F500MK
C2 ¤ 13H6F600MK	2,0	11,26	600	150	600	1,5	1273	1045	11,76	2,0	C2 Z 13H6F600MK
C2 ¤ 13H6F700NM	2,3	14,35	700	150	600	2,0	1360	1145	14,91	2,3	C2 Z 13H6F700NM
C2 ¤ 13H6F750NM	2,3	14,88	750	150	600	2,0	1403	1195	15,46	2,3	C2 Z 13H6F750NM
C2 ¤ 13H6F800NM	2,3	16,47	800	150	600	2,0	1446	1245	17,12	2,3	C2 Z 13H6F800NM
C2 ¤ 13H6F900NM	2,3	17,66	900	150	600	2,0	1533	1345	18,36	2,3	C2 Z 13H6F900NM
C2 ¤ 13H6N200MK	2,0	9,19	200	200	600	1,5	926	645	9,61	2,0	C2 Z 13H6N200MK
C2 ¤ 13H6N300MK	2,0	10,04	300	200	600	1,5	1013	745	10,49	2,0	C2 Z 13H6N300MK
C2 ¤ 13H6N400MK	2,0	10,88	400	200	600	1,5	1100	845	11,37	2,0	C2 Z 13H6N400MK
C2 ¤ 13H6N450MK	2,0	11,78	450	200	600	1,5	1143	895	12,31	2,0	C2 Z 13H6N450MK
C2 ¤ 13H6N500MK	2,0	12,26	500	200	600	1,5	1186	945	12,81	2,0	C2 Z 13H6N500MK
C2 ¤ 13H6N600MK	2,0	13,21	600	200	600	1,5	1273	1045	13,80	2,0	C2 Z 13H6N600MK
C2 ¤ 13H6N700NM	2,3	16,69	700	200	600	2,0	1360	1145	17,34	2,3	C2 Z 13H6N700NM
C2 ¤ 13H6N750NM	2,3	17,26	750	200	600	2,0	1403	1195	17,94	2,3	C2 Z 13H6N750NM
C2 ¤ 13H6N800NM	2,3	18,90	800	200	600	2,0	1446	1245	19,65	2,3	C2 Z 13H6N800NM
C2 ¤ 13H6N900NM	2,3	20,19	900	200	600	2,0	1533	1345	20,98	2,3	C2 Z 13H6N900NM

¤ Scegli il materiale/ *Choose the material*

COPERCHIO *Cover*

13N S I Y Z

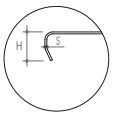

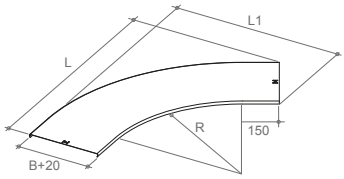



S I Y Codice/ Code	S mm	kg/pz	B mm	H mm	R mm		L mm	L1 mm	kg/pz	S mm	Z Codice/ Code
C2 ¤ 13N6P150F	1,0	2,31	150	15	600		883	595	2,52	1,0	C2 Z 13N6P150F
C2 ¤ 13N6P200F	1,0	2,73	200	15	600		926	645	2,98	1,0	C2 Z 13N6P200F
C2 ¤ 13N6P300F	1,0	3,62	300	15	600		1013	745	3,95	1,0	C2 Z 13N6P300F
C2 ¤ 13N6P400F	1,0	4,56	400	15	600		1100	845	4,98	1,0	C2 Z 13N6P400F
C2 ¤ 13N6P450H	1,2	6,07	450	15	600		1143	895	6,53	1,2	C2 Z 13N6P450H
C2 ¤ 13N6P500H	1,2	6,68	500	15	600		1186	945	7,19	1,2	C2 Z 13N6P500H
C2 ¤ 13N6P600H	1,2	7,96	600	15	600		1273	1045	8,56	1,2	C2 Z 13N6P600H
C2 ¤ 13N6P700K	1,5	11,63	700	15	600		1360	1145	12,33	1,5	C2 Z 13N6P700K
C2 ¤ 13N6P750K	1,5	12,50	750	15	600		1403	1195	13,26	1,5	C2 Z 13N6P750K
C2 ¤ 13N6P800K	1,5	13,40	800	15	600		1446	1245	14,21	1,5	C2 Z 13N6P800K
C2 ¤ 13N6P900K	1,5	15,26	900	15	600		1533	1345	16,18	1,5	C2 Z 13N6P900K

¤ Scegli il materiale/ *Choose the material*

STANDARD					
S	Zincato Sendzimir *Pre-galvanized Sendzimir*	I	Acciaio Inox AISI 304 *AISI 304 Stainless steel*	Y	Acciaio Inox AISI 316L *AISI 316L Stainless steel*
Z	Zincato a caldo dopo lavorazione *Hot-dip galvanized after manufacture*	J	AISI 304 Decontaminato *AISI 304 Decontamined*	N	AISI 316L Decontaminato *AISI 316L Decontamined*

VARIANT			
V	Sendzimir con Verniciatura RAL 5012 *Sendzimir with RAL 5012 Painted*	A	Lega di alluminio *Aluminium alloy*
W	Zinc. a c. con Verniciatura RAL 5012 *Hot-dip galv. with RAL 5012 Painted*	B	Lega di alluminio anodizzato *Aluminium alloy anodized*

CURVA PIANA A 45° R=600 mm *45° horizontal bend*

11H J N Z

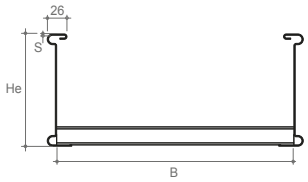

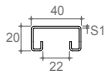

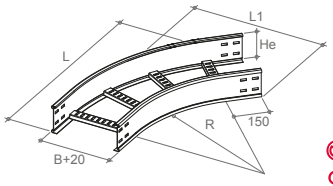

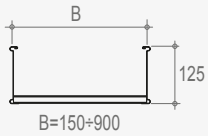

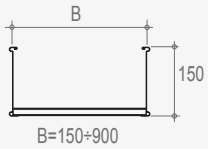

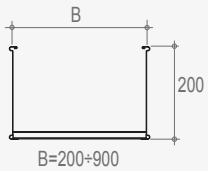

J N Codice/ Code	S mm	kg/pz	B mm	He mm	R mm	S1 mm	L mm	L1 mm	kg/pz	S mm	Z Codice/ Code
C2 ¤ 11H6E150MK	2,0	5,23	150	125	600	1,5	793	449	5,46	2,0	C2 Z 11H6E150MK
C2 ¤ 11H6E200MK	2,0	5,50	200	125	600	1,5	828	499	5,75	2,0	C2 Z 11H6E200MK
C2 ¤ 11H6E300MK	2,0	6,04	300	125	600	1,5	899	599	6,31	2,0	C2 Z 11H6E300MK
C2 ¤ 11H6E400MK	2,0	7,00	400	125	600	1,5	970	699	7,32	2,0	C2 Z 11H6E400MK
C2 ¤ 11H6E450MK	2,0	7,33	450	125	600	1,5	1005	749	7,66	2,0	C2 Z 11H6E450MK
C2 ¤ 11H6E500MK	2,0	7,65	500	125	600	1,5	1041	799	8,00	2,0	C2 Z 11H6E500MK
C2 ¤ 11H6E600MK	2,0	8,30	600	125	600	1,5	1112	899	8,67	2,0	C2 Z 11H6E600MK
C2 ¤ 11H6E700MK	2,0	8,95	700	125	600	1,5	1182	999	9,35	2,0	C2 Z 11H6E700MK
C2 ¤ 11H6E750MK	2,0	9,27	750	125	600	1,5	1218	1049	9,69	2,0	C2 Z 11H6E750MK
C2 ¤ 11H6E800MK	2,0	10,44	800	125	600	1,5	1253	1099	10,91	2,0	C2 Z 11H6E800MK
C2 ¤ 11H6E900MK	2,0	11,19	900	125	600	1,5	1324	1199	11,70	2,0	C2 Z 11H6E900MK
C2 ¤ 11H6F150MK	2,0	5,88	150	150	600	1,5	793	449	6,14	2,0	C2 Z 11H6F150MK
C2 ¤ 11H6F200MK	2,0	6,16	200	150	600	1,5	828	499	6,44	2,0	C2 Z 11H6F200MK
C2 ¤ 11H6F300MK	2,0	6,74	300	150	600	1,5	899	599	7,04	2,0	C2 Z 11H6F300MK
C2 ¤ 11H6F400MK	2,0	7,73	400	150	600	1,5	970	699	8,08	2,0	C2 Z 11H6F400MK
C2 ¤ 11H6F450MK	2,0	8,07	450	150	600	1,5	1005	749	8,44	2,0	C2 Z 11H6F450MK
C2 ¤ 11H6F500MK	2,0	8,41	500	150	600	1,5	1041	799	8,79	2,0	C2 Z 11H6F500MK
C2 ¤ 11H6F600MK	2,0	9,09	600	150	600	1,5	1112	899	9,50	2,0	C2 Z 11H6F600MK
C2 ¤ 11H6F700NM	2,3	11,56	700	150	600	2,0	1182	999	12,01	2,3	C2 Z 11H6F700NM
C2 ¤ 11H6F750NM	2,3	11,97	750	150	600	2,0	1218	1049	12,44	2,3	C2 Z 11H6F750NM
C2 ¤ 11H6F800NM	2,3	13,45	800	150	600	2,0	1253	1099	13,98	2,3	C2 Z 11H6F800NM
C2 ¤ 11H6F900NM	2,3	14,41	900	150	600	2,0	1324	1199	14,97	2,3	C2 Z 11H6F900NM
C2 ¤ 11H6N200MK	2,0	7,50	200	200	600	1,5	828	499	7,84	2,0	C2 Z 11H6N200MK
C2 ¤ 11H6N300MK	2,0	8,13	300	200	600	1,5	899	599	8,50	2,0	C2 Z 11H6N300MK
C2 ¤ 11H6N400MK	2,0	9,19	400	200	600	1,5	970	699	9,61	2,0	C2 Z 11H6N400MK
C2 ¤ 11H6N450MK	2,0	9,56	450	200	600	1,5	1005	749	9,99	2,0	C2 Z 11H6N450MK
C2 ¤ 11H6N500MK	2,0	9,93	500	200	600	1,5	1041	799	10,38	2,0	C2 Z 11H6N500MK
C2 ¤ 11H6N600MK	2,0	10,67	600	200	600	1,5	1112	899	11,15	2,0	C2 Z 11H6N600MK
C2 ¤ 11H6N700NM	2,3	13,44	700	200	600	2,0	1182	999	13,97	2,3	C2 Z 11H6N700NM
C2 ¤ 11H6N750NM	2,3	13,89	750	200	600	2,0	1218	1049	14,44	2,3	C2 Z 11H6N750NM
C2 ¤ 11H6N800NM	2,3	15,41	800	200	600	2,0	1253	1099	16,01	2,3	C2 Z 11H6N800NM
C2 ¤ 11H6N900NM	2,3	16,44	900	200	600	2,0	1324	1199	17,08	2,3	C2 Z 11H6N900NM

¤ Scegli il materiale/ *Choose the material*

COPERCHIO *Cover*

11N S I Y Z

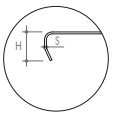

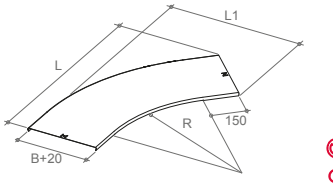



S I Y Codice/ Code	S mm	kg/pz	B mm	H mm	R mm		L mm	L1 mm	kg/pz	S mm	Z Codice/ Code
C2 ¤ 11N6P150F	1,0	1,78	150	15	600		793	449	1,94	1,0	C2 Z 11N6P150F
C2 ¤ 11N6P200F	1,0	2,14	200	15	600		828	499	2,33	1,0	C2 Z 11N6P200F
C2 ¤ 11N6P300F	1,0	2,89	300	15	600		899	599	3,15	1,0	C2 Z 11N6P300F
C2 ¤ 11N6P400F	1,0	3,68	400	15	600		970	699	4,02	1,0	C2 Z 11N6P400F
C2 ¤ 11N6P450H	1,2	4,92	450	15	600		1005	749	5,29	1,2	C2 Z 11N6P450H
C2 ¤ 11N6P500H	1,2	5,44	500	15	600		1041	799	5,85	1,2	C2 Z 11N6P500H
C2 ¤ 11N6P600H	1,2	6,52	600	15	600		1112	899	7,01	1,2	C2 Z 11N6P600H
C2 ¤ 11N6P700K	1,5	9,58	700	15	600		1182	999	10,16	1,5	C2 Z 11N6P700K
C2 ¤ 11N6P750K	1,5	10,32	750	15	600		1218	1049	10,95	1,5	C2 Z 11N6P750K
C2 ¤ 11N6P800K	1,5	11,09	800	15	600		1253	1099	11,75	1,5	C2 Z 11N6P800K
C2 ¤ 11N6P900K	1,5	12,67	900	15	600		1324	1199	13,43	1,5	C2 Z 11N6P900K

¤ Scegli il materiale/ *Choose the material*

STANDARD					
S	Zincato Sendzimir *Pre-galvanized Sendzimir*	I	Acciaio Inox AISI 304 *AISI 304 Stainless steel*	Y	Acciaio Inox AISI 316L *AISI 316L Stainless steel*
Z	Zincato a caldo dopo lavorazione *Hot-dip galvanized after manufacture*	J	AISI 304 Decontaminato *AISI 304 Decontamined*	N	AISI 316L Decontaminato *AISI 316L Decontamined*

VARIANT			
V	Sendzimir con Verniciatura RAL 5012 *Sendzimir with RAL 5012 Painted*	A	Lega di alluminio *Aluminium alloy*
W	Zinc. a c. con Verniciatura RAL 5012 *Hot-dip galv. with RAL 5012 Painted*	B	Lega di alluminio anodizzato *Aluminium alloy anodized*

CURVA PIANA A 30° R=600 mm *30° horizontal bend*

12H J N Z

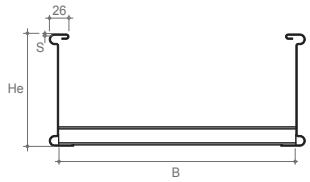

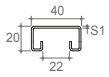

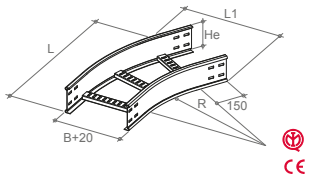

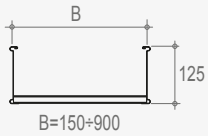

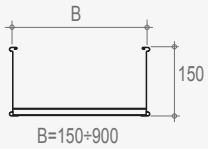

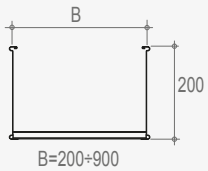

J N	Codice/ Code	S mm	kg/pz	B mm	He mm	R mm	S1 mm	L mm	L1 mm	kg/pz	S mm	Z	Codice/ Code
C2 ¤	12H6E150MK	2,0	4,22	150	125	600	1,5	660	323	4,41	2,0	C2 Z	12H6E150MK
C2 ¤	12H6E200MK	2,0	4,45	200	125	600	1,5	685	373	4,65	2,0	C2 Z	12H6E200MK
C2 ¤	12H6E300MK	2,0	4,92	300	125	600	1,5	735	473	5,14	2,0	C2 Z	12H6E300MK
C2 ¤	12H6E400MK	2,0	5,38	400	125	600	1,5	785	573	5,63	2,0	C2 Z	12H6E400MK
C2 ¤	12H6E450MK	2,0	5,62	450	125	600	1,5	810	623	5,87	2,0	C2 Z	12H6E450MK
C2 ¤	12H6E500MK	2,0	5,85	500	125	600	1,5	835	673	6,11	2,0	C2 Z	12H6E500MK
C2 ¤	12H6E600MK	2,0	6,32	600	125	600	1,5	885	773	6,60	2,0	C2 Z	12H6E600MK
C2 ¤	12H6E700MK	2,0	6,78	700	125	600	1,5	935	873	7,09	2,0	C2 Z	12H6E700MK
C2 ¤	12H6E750MK	2,0	7,02	750	125	600	1,5	960	923	7,33	2,0	C2 Z	12H6E750MK
C2 ¤	12H6E800MK	2,0	8,10	800	125	600	1,5	985	973	8,46	2,0	C2 Z	12H6E800MK
C2 ¤	12H6E900MK	2,0	8,67	900	125	600	1,5	1035	1073	9,06	2,0	C2 Z	12H6E900MK
C2 ¤	12H6F150MK	2,0	4,73	150	150	600	1,5	660	323	4,94	2,0	C2 Z	12H6F150MK
C2 ¤	12H6F200MK	2,0	4,97	200	150	600	1,5	685	373	5,20	2,0	C2 Z	12H6F200MK
C2 ¤	12H6F300MK	2,0	5,46	300	150	600	1,5	735	473	5,71	2,0	C2 Z	12H6F300MK
C2 ¤	12H6F400MK	2,0	5,95	400	150	600	1,5	785	573	6,22	2,0	C2 Z	12H6F400MK
C2 ¤	12H6F450MK	2,0	6,19	450	150	600	1,5	810	623	6,47	2,0	C2 Z	12H6F450MK
C2 ¤	12H6F500MK	2,0	6,43	500	150	600	1,5	835	673	6,72	2,0	C2 Z	12H6F500MK
C2 ¤	12H6F600MK	2,0	6,92	600	150	600	1,5	885	773	7,23	2,0	C2 Z	12H6F600MK
C2 ¤	12H6F700NM	2,3	8,76	700	150	600	2,0	935	873	9,11	2,3	C2 Z	12H6F700NM
C2 ¤	12H6F750NM	2,3	9,06	750	150	600	2,0	960	923	9,42	2,3	C2 Z	12H6F750NM
C2 ¤	12H6F800NM	2,3	10,42	800	150	600	2,0	985	973	10,83	2,3	C2 Z	12H6F800NM
C2 ¤	12H6F900NM	2,3	11,15	900	150	600	2,0	1035	1073	11,59	2,3	C2 Z	12H6F900NM
C2 ¤	12H6N200MK	2,0	6,02	200	200	600	1,5	685	373	6,29	2,0	C2 Z	12H6N200MK
C2 ¤	12H6N300MK	2,0	6,55	300	200	600	1,5	735	473	6,84	2,0	C2 Z	12H6N300MK
C2 ¤	12H6N400MK	2,0	7,08	400	200	600	1,5	785	573	7,40	2,0	C2 Z	12H6N400MK
C2 ¤	12H6N450MK	2,0	7,34	450	200	600	1,5	810	623	7,67	2,0	C2 Z	12H6N450MK
C2 ¤	12H6N500MK	2,0	7,60	500	200	600	1,5	835	673	7,95	2,0	C2 Z	12H6N500MK
C2 ¤	12H6N600MK	2,0	8,13	600	200	600	1,5	885	773	8,50	2,0	C2 Z	12H6N600MK
C2 ¤	12H6N700NM	2,3	10,20	700	200	600	2,0	935	873	10,60	2,3	C2 Z	12H6N700NM
C2 ¤	12H6N750NM	2,3	10,52	750	200	600	2,0	960	923	10,94	2,3	C2 Z	12H6N750NM
C2 ¤	12H6N800NM	2,3	11,91	800	200	600	2,0	985	973	12,38	2,3	C2 Z	12H6N800NM
C2 ¤	12H6N900NM	2,3	12,69	900	200	600	2,0	1035	1073	13,18	2,3	C2 Z	12H6N900NM

¤ Scegli il materiale/ *Choose the material*

COPERCHIO *Cover*

12N S I Y Z

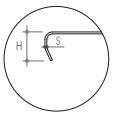

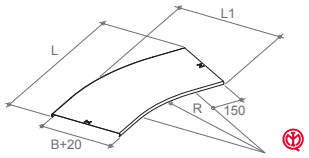



S I Y	Codice/ Code	S mm	kg/pz	B mm	H mm	R mm		L mm	L1 mm	kg/pz	S mm	Z	Codice/ Code
C2 ¤	12N6P150F	1,0	1,30	150	15	600		660	323	1,41	1,0	C2 Z	12N6P150F
C2 ¤	12N6P200F	1,0	1,58	200	15	600		685	373	1,72	1,0	C2 Z	12N6P200F
C2 ¤	12N6P300F	1,0	2,16	300	15	600		735	473	2,36	1,0	C2 Z	12N6P300F
C2 ¤	12N6P400F	1,0	2,79	400	15	600		785	573	3,04	1,0	C2 Z	12N6P400F
C2 ¤	12N6P450H	1,2	3,74	450	15	600		810	623	4,02	1,2	C2 Z	12N6P450H
C2 ¤	12N6P500H	1,2	4,14	500	15	600		835	673	4,46	1,2	C2 Z	12N6P500H
C2 ¤	12N6P600H	1,2	4,99	600	15	600		885	773	5,36	1,2	C2 Z	12N6P600H
C2 ¤	12N6P700K	1,5	7,34	700	15	600		935	873	7,78	1,5	C2 Z	12N6P700K
C2 ¤	12N6P750K	1,5	7,92	750	15	600		960	923	8,40	1,5	C2 Z	12N6P750K
C2 ¤	12N6P800K	1,5	8,51	800	15	600		985	973	9,02	1,5	C2 Z	12N6P800K
C2 ¤	12N6P900K	1,5	9,73	900	15	600		1035	1073	10,32	1,5	C2 Z	12N6P900K

¤ Scegli il materiale/ *Choose the material*

STANDARD					
S	Zincato Sendzimir *Pre-galvanized Sendzimir*	I	Acciaio Inox AISI 304 *AISI 304 Stainless steel*	Y	Acciaio Inox AISI 316L *AISI 316L Stainless steel*
Z	Zincato a caldo dopo lavorazione *Hot-dip galvanized after manufacture*	J	AISI 304 Decontaminato *AISI 304 Decontamined*	N	AISI 316L Decontaminato *AISI 316L Decontamined*

VARIANT			
V	Sendzimir con Verniciatura RAL 5012 *Sendzimir with RAL 5012 Painted*	A	Lega di alluminio *Aluminium alloy*
W	Zinc. a c. con Verniciatura RAL 5012 *Hot-dip galv. with RAL 5012 Painted*	B	Lega di alluminio anodizzato *Aluminium alloy anodized*

DERIVAZIONE PIANA A "T" R=600 mm *Horizontal "T" derivation*

15H J N Z



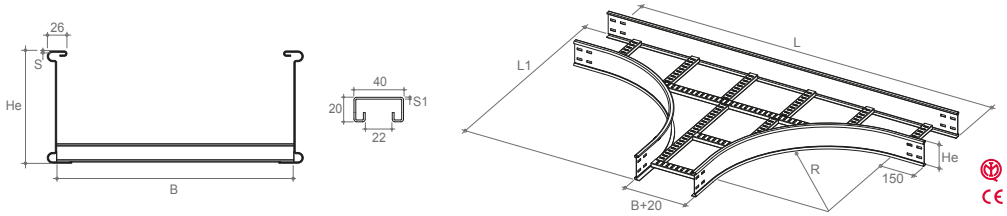

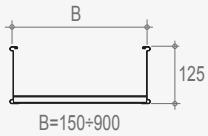

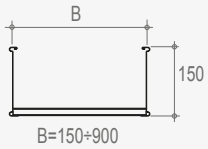

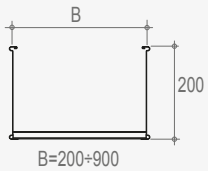

J N	Codice/ Code	S mm	kg/pz	B mm	He mm	R mm	S1 mm	L mm	L1 mm	kg/pz	S mm	Z	Codice/ Code
C2 ¤	15H6E150MK	2,0	14,53	150	125	600	1,5	1650	910	15,19	2,0	C2 Z	15H6E150MK
C2 ¤	15H6E200MK	2,0	15,15	200	125	600	1,5	1700	960	15,83	2,0	C2 Z	15H6E200MK
C2 ¤	15H6E300MK	2,0	17,66	300	125	600	1,5	1800	1060	18,45	2,0	C2 Z	15H6E300MK
C2 ¤	15H6E400MK	2,0	19,32	400	125	600	1,5	1900	1160	20,19	2,0	C2 Z	15H6E400MK
C2 ¤	15H6E450MK	2,0	19,99	450	125	600	1,5	1950	1210	20,89	2,0	C2 Z	15H6E450MK
C2 ¤	15H6E500MK	2,0	20,66	500	125	600	1,5	2000	1260	21,59	2,0	C2 Z	15H6E500MK
C2 ¤	15H6E600MK	2,0	22,00	600	125	600	1,5	2100	1360	23,00	2,0	C2 Z	15H6E600MK
C2 ¤	15H6E700MK	2,0	24,08	700	125	600	1,5	2200	1460	25,17	2,0	C2 Z	15H6E700MK
C2 ¤	15H6E750MK	2,0	24,81	750	125	600	1,5	2250	1510	25,93	2,0	C2 Z	15H6E750MK
C2 ¤	15H6E800MK	2,0	25,53	800	125	600	1,5	2300	1560	26,69	2,0	C2 Z	15H6E800MK
C2 ¤	15H6E900MK	2,0	26,98	900	125	600	1,5	2400	1660	28,20	2,0	C2 Z	15H6E900MK
C2 ¤	15H6F150MK	2,0	16,15	150	150	600	1,5	1650	910	16,88	2,0	C2 Z	15H6F150MK
C2 ¤	15H6F200MK	2,0	16,79	200	150	600	1,5	1700	960	17,55	2,0	C2 Z	15H6F200MK
C2 ¤	15H6F300MK	2,0	19,34	300	150	600	1,5	1800	1060	20,21	2,0	C2 Z	15H6F300MK
C2 ¤	15H6F400MK	2,0	21,04	400	150	600	1,5	1900	1160	21,99	2,0	C2 Z	15H6F400MK
C2 ¤	15H6F450MK	2,0	21,73	450	150	600	1,5	1950	1210	22,71	2,0	C2 Z	15H6F450MK
C2 ¤	15H6F500MK	2,0	22,42	500	150	600	1,5	2000	1260	23,43	2,0	C2 Z	15H6F500MK
C2 ¤	15H6F600MK	2,0	23,80	600	150	600	1,5	2100	1360	24,88	2,0	C2 Z	15H6F600MK
C2 ¤	15H6F700NM	2,3	30,98	700	150	600	2,0	2200	1460	32,20	2,3	C2 Z	15H6F700NM
C2 ¤	15H6F750NM	2,3	31,90	750	150	600	2,0	2250	1510	33,15	2,3	C2 Z	15H6F750NM
C2 ¤	15H6F800NM	2,3	32,82	800	150	600	2,0	2300	1560	34,11	2,3	C2 Z	15H6F800NM
C2 ¤	15H6F900NM	2,3	34,65	900	150	600	2,0	2400	1660	36,02	2,3	C2 Z	15H6F900NM
C2 ¤	15H6N200MK	2,0	20,07	200	200	600	1,5	1700	960	20,98	2,0	C2 Z	15H6N200MK
C2 ¤	15H6N300MK	2,0	22,70	300	200	600	1,5	1800	1060	23,73	2,0	C2 Z	15H6N300MK
C2 ¤	15H6N400MK	2,0	24,48	400	200	600	1,5	1900	1160	25,59	2,0	C2 Z	15H6N400MK
C2 ¤	15H6N450MK	2,0	25,21	450	200	600	1,5	1950	1210	26,35	2,0	C2 Z	15H6N450MK
C2 ¤	15H6N500MK	2,0	25,94	500	200	600	1,5	2000	1260	27,11	2,0	C2 Z	15H6N500MK
C2 ¤	15H6N600MK	2,0	27,40	600	200	600	1,5	2100	1360	28,64	2,0	C2 Z	15H6N600MK
C2 ¤	15H6N700NM	2,3	35,21	700	200	600	2,0	2200	1460	36,59	2,3	C2 Z	15H6N700NM
C2 ¤	15H6N750NM	2,3	36,17	750	200	600	2,0	2250	1510	37,60	2,3	C2 Z	15H6N750NM
C2 ¤	15H6N800NM	2,3	37,14	800	200	600	2,0	2300	1560	38,60	2,3	C2 Z	15H6N800NM
C2 ¤	15H6N900NM	2,3	39,06	900	200	600	2,0	2400	1660	40,60	2,3	C2 Z	15H6N900NM

¤ Scegli il materiale/ *Choose the material*

COPERCHIO *Cover*

15N S I Y Z

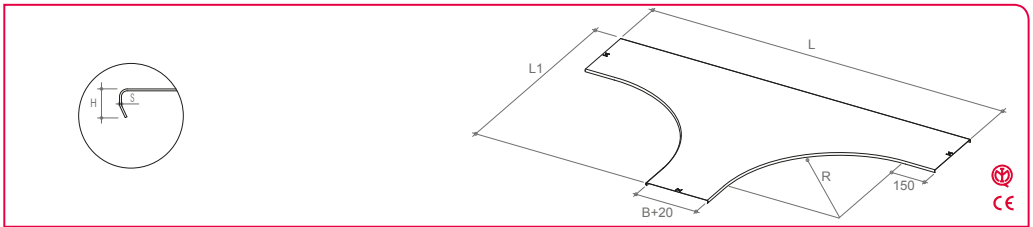

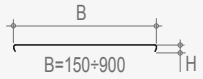

S I Y	Codice/ Code	S mm	kg/pz	B mm	H mm	R mm		L mm	L1 mm	kg/pz	S mm	Z	Codice/ Code
C2 ¤	15N6P150F	1,0	5,00	150	15	600		1650	910	5,45	1,0	C2 Z	15N6P150F
C2 ¤	15N6P200F	1,0	6,03	200	15	600		1700	960	6,58	1,0	C2 Z	15N6P200F
C2 ¤	15N6P300F	1,0	8,21	300	15	600		1800	1060	8,95	1,0	C2 Z	15N6P300F
C2 ¤	15N6P400F	1,0	10,54	400	15	600		1900	1160	11,50	1,0	C2 Z	15N6P400F
C2 ¤	15N6P450H	1,2	14,12	450	15	600		1950	1210	15,19	1,2	C2 Z	15N6P450H
C2 ¤	15N6P500H	1,2	15,64	500	15	600		2000	1260	16,82	1,2	C2 Z	15N6P500H
C2 ¤	15N6P600H	1,2	18,82	600	15	600		2100	1360	20,24	1,2	C2 Z	15N6P600H
C2 ¤	15N6P700K	1,5	27,74	700	15	600		2200	1460	29,41	1,5	C2 Z	15N6P700K
C2 ¤	15N6P750K	1,5	29,93	750	15	600		2250	1510	31,74	1,5	C2 Z	15N6P750K
C2 ¤	15N6P800K	1,5	32,18	800	15	600		2300	1560	34,12	1,5	C2 Z	15N6P800K
C2 ¤	15N6P900K	1,5	36,86	900	15	600		2400	1660	39,09	1,5	C2 Z	15N6P900K

¤ Scegli il materiale/ *Choose the material*

STANDARD					
S	Zincato Sendzimir *Pre-galvanized Sendzimir*	I	Acciaio Inox AISI 304 *AISI 304 Stainless steel*	Y	Acciaio Inox AISI 316L *AISI 316L Stainless steel*
Z	Zincato a caldo dopo lavorazione *Hot-dip galvanized after manufacture*	J	AISI 304 Decontaminato *AISI 304 Decontamined*	N	AISI 316L Decontaminato *AISI 316L Decontamined*

VARIANT			
V	Sendzimir con Verniciatura RAL 5012 *Sendzimir with RAL 5012 Painted*	A	Lega di alluminio *Aluminium alloy*
W	Zinc. a c. con Verniciatura RAL 5012 *Hot-dip galv. with RAL 5012 Painted*	B	Lega di alluminio anodizzato *Aluminium alloy anodized*

DERIVAZIONE PIANA A "T" A VIE DISUGUALI R=600 mm *Unequal "T" derivation*

16H J N Z

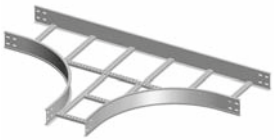

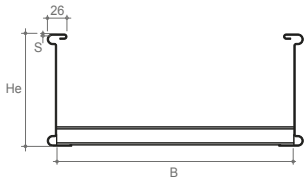

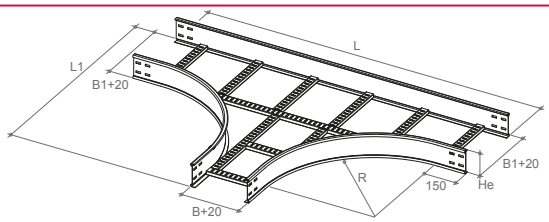

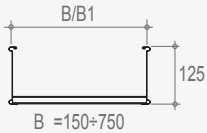

B =150÷750
B1=300÷900

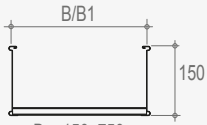

B =150÷750
B1=300÷900

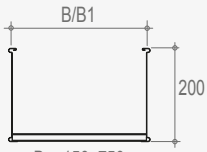

B =150÷750
B1=300÷900

Altre dimensioni a richiesta
Other dimensions on request

J N Codice/ Code	S mm	kg/pz	B/B1 mm	He mm	R mm	S1 mm	L mm	L1 mm	kg/pz	S mm	Z Codice/ Code
C2 ¤ 16H6E150MK33	2,0	16,75	150/300	125	600	1,5	1650	1060	17,51	2,0	C2 Z 16H6E150MK33
C2 ¤ 16H6E200MK33	2,0	17,05	200/300	125	600	1,5	1700	1060	17,82	2,0	C2 Z 16H6E200MK33
C2 ¤ 16H6E300MK44	2,0	18,29	300/400	125	600	1,5	1800	1160	19,12	2,0	C2 Z 16H6E300MK44
C2 ¤ 16H6E300MKDD	2,0	18,61	300/450	125	600	1,5	1800	1210	19,45	2,0	C2 Z 16H6E300MKDD
C2 ¤ 16H6E400MK55	2,0	20,06	400/500	125	600	1,5	1900	1260	20,96	2,0	C2 Z 16H6E400MK55
C2 ¤ 16H6E450MK66	2,0	21,10	450/600	125	600	1,5	1950	1360	22,05	2,0	C2 Z 16H6E450MK66
C2 ¤ 16H6E500MK66	2,0	21,40	500/600	125	600	1,5	2000	1360	22,37	2,0	C2 Z 16H6E500MK66
C2 ¤ 16H6E600MK77	2,0	22,74	600/700	125	600	1,5	2100	1460	23,77	2,0	C2 Z 16H6E600MK77
C2 ¤ 16H6E600MKGG	2,0	23,11	600/750	125	600	1,5	2100	1510	24,16	2,0	C2 Z 16H6E600MKGG
C2 ¤ 16H6E700MK88	2,0	24,93	700/800	125	600	1,5	2200	1560	26,06	2,0	C2 Z 16H6E700MK88
C2 ¤ 16H6E750MK99	2,0	26,08	750/900	125	600	1,5	2250	1660	27,26	2,0	C2 Z 16H6E750MK99
C2 ¤ 16H6F150MK33	2,0	18,37	150/300	150	600	1,5	1650	1060	19,21	2,0	C2 Z 16H6F150MK33
C2 ¤ 16H6F200MK33	2,0	18,70	200/300	150	600	1,5	1700	1060	19,54	2,0	C2 Z 16H6F200MK33
C2 ¤ 16H6F300MK44	2,0	19,97	300/400	150	600	1,5	1800	1160	20,88	2,0	C2 Z 16H6F300MK44
C2 ¤ 16H6F300MKDD	2,0	20,29	300/450	150	600	1,5	1800	1210	21,21	2,0	C2 Z 16H6F300MKDD
C2 ¤ 16H6F400MK55	2,0	21,78	400/500	150	600	1,5	1900	1260	22,76	2,0	C2 Z 16H6F400MK55
C2 ¤ 16H6F450MK66	2,0	22,84	450/600	150	600	1,5	1950	1360	23,87	2,0	C2 Z 16H6F450MK66
C2 ¤ 16H6F500MK66	2,0	23,16	500/600	150	600	1,5	2000	1360	24,21	2,0	C2 Z 16H6F500MK66
C2 ¤ 16H6F600NM77	2,3	29,28	600/700	150	600	2,0	2100	1460	30,43	2,3	C2 Z 16H6F600NM77
C2 ¤ 16H6F600NMGG	2,3	29,74	600/750	150	600	2,0	2100	1510	30,91	2,3	C2 Z 16H6F600NMGG
C2 ¤ 16H6F700NM88	2,3	32,04	700/800	150	600	2,0	2200	1560	33,30	2,3	C2 Z 16H6F700NM88
C2 ¤ 16H6F750NM99	2,3	33,50	750/900	150	600	2,0	2250	1660	34,81	2,3	C2 Z 16H6F750NM99
C2 ¤ 16H6N200MK33	2,0	21,98	200/300	200	600	1,5	1700	1060	22,97	2,0	C2 Z 16H6N200MK33
C2 ¤ 16H6N300MK44	2,0	23,34	300/400	200	600	1,5	1800	1160	24,39	2,0	C2 Z 16H6N300MK44
C2 ¤ 16H6N300MKDD	2,0	23,65	300/450	200	600	1,5	1800	1210	24,72	2,0	C2 Z 16H6N300MKDD
C2 ¤ 16H6N400MK55	2,0	25,22	400/500	200	600	1,5	1900	1260	26,36	2,0	C2 Z 16H6N400MK55
C2 ¤ 16H6N450MK66	2,0	26,32	450/600	200	600	1,5	1950	1360	27,51	2,0	C2 Z 16H6N450MK66
C2 ¤ 16H6N500MK66	2,0	26,68	500/600	200	600	1,5	2000	1360	27,89	2,0	C2 Z 16H6N500MK66
C2 ¤ 16H6N600NM77	2,3	33,42	600/700	200	600	2,0	2100	1460	34,73	2,3	C2 Z 16H6N600NM77
C2 ¤ 16H6N600NMGG	2,3	33,88	600/750	200	600	2,0	2100	1510	35,21	2,3	C2 Z 16H6N600NMGG
C2 ¤ 16H6N700NM88	2,3	36,27	700/800	200	600	2,0	2200	1560	37,70	2,3	C2 Z 16H6N700NM88
C2 ¤ 16H6N750NM99	2,3	37,77	750/900	200	600	2,0	2250	1660	39,25	2,3	C2 Z 16H6N750NM99

¤ Scegli il materiale/ *Choose the material*

COPERCHIO *Cover*

16N S I Y Z

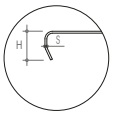

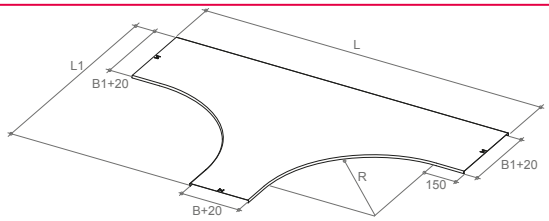

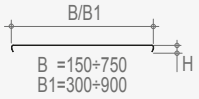

B =150÷750
B1=300÷900

Altre dimensioni a richiesta
Other dimensions on request

S I Y Codice/ Code	S mm	kg/pz	B/B1 mm	H mm	R mm		L mm	L1 mm	kg/pz	S mm	Z Codice/ Code
C2 ¤ 16N6P150F33	1,0	6,94	150/300	15	600		1650	1060	7,57	1,0	C2 Z 16N6P150F33
C2 ¤ 16N6P200F33	1,0	7,36	200/300	15	600		1700	1060	8,03	1,0	C2 Z 16N6P200F33
C2 ¤ 16N6P300F44	1,0	9,62	300/400	15	600		1800	1160	10,49	1,0	C2 Z 16N6P300F44
C2 ¤ 16N6P300HDD	1,2	12,39	300/450	15	600		1800	1210	13,33	1,2	C2 Z 16N6P300HDD
C2 ¤ 16N6P400H55	1,2	14,44	400/500	15	600		1900	1260	15,53	1,2	C2 Z 16N6P400H55
C2 ¤ 16N6P450H66	1,2	16,88	450/600	15	600		1950	1360	18,15	1,2	C2 Z 16N6P450H66
C2 ¤ 16N6P500H66	1,2	17,53	500/600	15	600		2000	1360	18,85	1,2	C2 Z 16N6P500H66
C2 ¤ 16N6P600K77	1,5	26,00	600/700	15	600		2100	1460	27,57	1,5	C2 Z 16N6P600K77
C2 ¤ 16N6P600KGG	1,5	27,24	600/750	15	600		2100	1510	28,88	1,5	C2 Z 16N6P600KGG
C2 ¤ 16N6P700K88	1,5	30,33	700/800	15	600		2200	1560	32,16	1,5	C2 Z 16N6P700K88
C2 ¤ 16N6P750K99	1,5	33,90	750/900	15	600		2250	1660	35,95	1,5	C2 Z 16N6P750K99

¤ Scegli il materiale/ *Choose the material*

STANDARD						
S	Zincato Sendzimir *Pre-galvanized Sendzimir*	I	Acciaio Inox AISI 304 *AISI 304 Stainless steel*	Y	Acciaio Inox AISI 316L *AISI 316L Stainless steel*
Z	Zincato a caldo dopo lavorazione *Hot-dip galvanized after manufacture*	J	AISI 304 Decontaminato *AISI 304 Decontamined*	N	AISI 316L Decontaminato *AISI 316L Decontamined*

VARIANT			
V	Sendzimir con Verniciatura RAL 5012 *Sendzimir with RAL 5012 Painted*	A	Lega di alluminio *Aluminium alloy*
W	Zinc. a c. con Verniciatura RAL 5012 *Hot-dip galv. with RAL 5012 Painted*	B	Lega di alluminio anodizzato *Aluminium alloy anodized*

DERIVAZIONE PIANA A “X” R=600 mm *Horizontal “X” derivation*

17H J N Z

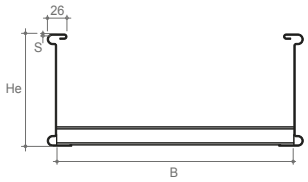

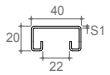

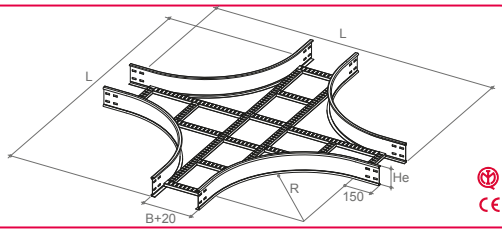

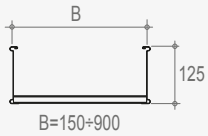

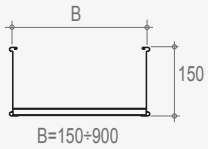

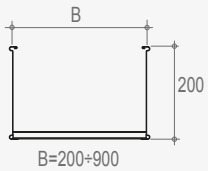

J N Codice/ Code	S mm	kg/pz	B mm	He mm	R mm	S1 mm	L mm	kg/pz	S mm	Z Codice/ Code
C2 ¤ 17H6E150MK	2,0	18,66	150	125	600	1,5	1650	19,51	2,0	C2 Z 17H6E150MK
C2 ¤ 17H6E200MK	2,0	19,30	200	125	600	1,5	1700	20,17	2,0	C2 Z 17H6E200MK
C2 ¤ 17H6E300MK	2,0	23,11	300	125	600	1,5	1800	24,15	2,0	C2 Z 17H6E300MK
C2 ¤ 17H6E400MK	2,0	24,80	400	125	600	1,5	1900	25,92	2,0	C2 Z 17H6E400MK
C2 ¤ 17H6E450MK	2,0	25,49	450	125	600	1,5	1950	26,64	2,0	C2 Z 17H6E450MK
C2 ¤ 17H6E500MK	2,0	26,18	500	125	600	1,5	2000	27,36	2,0	C2 Z 17H6E500MK
C2 ¤ 17H6E600MK	2,0	27,55	600	125	600	1,5	2100	28,79	2,0	C2 Z 17H6E600MK
C2 ¤ 17H6E700MK	2,0	29,66	700	125	600	1,5	2200	31,01	2,0	C2 Z 17H6E700MK
C2 ¤ 17H6E750MK	2,0	30,40	750	125	600	1,5	2250	31,78	2,0	C2 Z 17H6E750MK
C2 ¤ 17H6E800MK	2,0	31,14	800	125	600	1,5	2300	32,55	2,0	C2 Z 17H6E800MK
C2 ¤ 17H6E900MK	2,0	32,62	900	125	600	1,5	2400	34,10	2,0	C2 Z 17H6E900MK
C2 ¤ 17H6F150MK	2,0	20,61	150	150	600	1,5	1650	21,55	2,0	C2 Z 17H6F150MK
C2 ¤ 17H6F200MK	2,0	21,25	200	150	600	1,5	1700	22,21	2,0	C2 Z 17H6F200MK
C2 ¤ 17H6F300MK	2,0	25,06	300	150	600	1,5	1800	26,19	2,0	C2 Z 17H6F300MK
C2 ¤ 17H6F400MK	2,0	26,75	400	150	600	1,5	1900	27,96	2,0	C2 Z 17H6F400MK
C2 ¤ 17H6F450MK	2,0	27,44	450	150	600	1,5	1950	28,68	2,0	C2 Z 17H6F450MK
C2 ¤ 17H6F500MK	2,0	28,13	500	150	600	1,5	2000	29,40	2,0	C2 Z 17H6F500MK
C2 ¤ 17H6F600MK	2,0	29,50	600	150	600	1,5	2100	30,83	2,0	C2 Z 17H6F600MK
C2 ¤ 17H6F700NM	2,3	38,05	700	150	600	2,0	2200	39,54	2,3	C2 Z 17H6F700NM
C2 ¤ 17H6F750NM	2,3	38,98	750	150	600	2,0	2250	40,51	2,3	C2 Z 17H6F750NM
C2 ¤ 17H6F800NM	2,3	39,91	800	150	600	2,0	2300	41,48	2,3	C2 Z 17H6F800NM
C2 ¤ 17H6F900NM	2,3	41,77	900	150	600	2,0	2400	43,41	2,3	C2 Z 17H6F900NM
C2 ¤ 17H6N200MK	2,0	25,15	200	200	600	1,5	1700	26,29	2,0	C2 Z 17H6N200MK
C2 ¤ 17H6N300MK	2,0	28,96	300	200	600	1,5	1800	30,27	2,0	C2 Z 17H6N300MK
C2 ¤ 17H6N400MK	2,0	30,65	400	200	600	1,5	1900	32,04	2,0	C2 Z 17H6N400MK
C2 ¤ 17H6N450MK	2,0	31,34	450	200	600	1,5	1950	32,76	2,0	C2 Z 17H6N450MK
C2 ¤ 17H6N500MK	2,0	32,03	500	200	600	1,5	2000	33,48	2,0	C2 Z 17H6N500MK
C2 ¤ 17H6N600MK	2,0	33,40	600	200	600	1,5	2100	34,91	2,0	C2 Z 17H6N600MK
C2 ¤ 17H6N700NM	2,3	42,53	700	200	600	2,0	2200	44,20	2,3	C2 Z 17H6N700NM
C2 ¤ 17H6N750NM	2,3	43,46	750	200	600	2,0	2250	45,17	2,3	C2 Z 17H6N750NM
C2 ¤ 17H6N800NM	2,3	44,39	800	200	600	2,0	2300	46,14	2,3	C2 Z 17H6N800NM
C2 ¤ 17H6N900NM	2,3	46,26	900	200	600	2,0	2400	48,08	2,3	C2 Z 17H6N900NM

¤ Scegli il materiale/ *Choose the material*

COPERCHIO *Cover*

17N S I Y Z

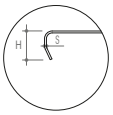

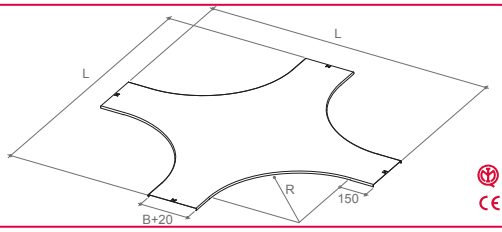



S I Y Codice/ Code	S mm	kg/pz	B mm	H mm	R mm	L mm	kg/pz	S mm	Z Codice/ Code
C2 ¤ 17N6P150F	1,0	7,41	150	15	600	1650	8,08	1,0	C2 Z 17N6P150F
C2 ¤ 17N6P200F	1,0	8,72	200	15	600	1700	9,51	1,0	C2 Z 17N6P200F
C2 ¤ 17N6P300F	1,0	11,47	300	15	600	1800	12,51	1,0	C2 Z 17N6P300F
C2 ¤ 17N6P400F	1,0	14,38	400	15	600	1900	15,68	1,0	C2 Z 17N6P400F
C2 ¤ 17N6P450H	1,2	19,06	450	15	600	1950	20,50	1,2	C2 Z 17N6P450H
C2 ¤ 17N6P500H	1,2	20,92	500	15	600	2000	22,50	1,2	C2 Z 17N6P500H
C2 ¤ 17N6P600H	1,2	24,79	600	15	600	2100	26,65	1,2	C2 Z 17N6P600H
C2 ¤ 17N6P700K	1,5	36,05	700	15	600	2200	38,22	1,5	C2 Z 17N6P700K
C2 ¤ 17N6P750K	1,5	38,67	750	15	600	2250	41,00	1,5	C2 Z 17N6P750K
C2 ¤ 17N6P800K	1,5	41,35	800	15	600	2300	43,84	1,5	C2 Z 17N6P800K
C2 ¤ 17N6P900K	1,5	46,88	900	15	600	2400	49,71	1,5	C2 Z 17N6P900K

¤ Scegli il materiale/ *Choose the material*

STANDARD					
S	Zincato Sendzimir *Pre-galvanized Sendzimir*	I	Acciaio Inox AISI 304 *AISI 304 Stainless steel*	Y	Acciaio Inox AISI 316L *AISI 316L Stainless steel*
Z	Zincato a caldo dopo lavorazione *Hot-dip galvanized after manufacture*	J	AISI 304 Decontaminato *AISI 304 Decontamined*	N	AISI 316L Decontaminato *AISI 316L Decontamined*

VARIANT			
V	Sendzimir con Verniciatura RAL 5012 *Sendzimir with RAL 5012 Painted*	A	Lega di alluminio *Aluminium alloy*
W	Zinc. a c. con Verniciatura RAL 5012 *Hot-dip galv. with RAL 5012 Painted*	B	Lega di alluminio anodizzato *Aluminium alloy anodized*

RIDUZIONE CENTRALE *Central reduction*

20H J N Z

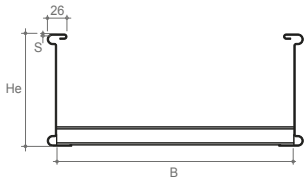

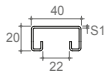

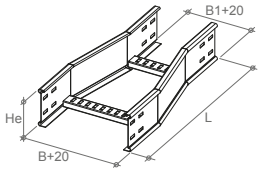

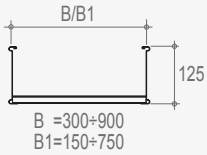

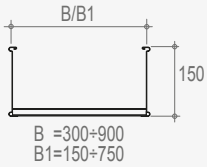

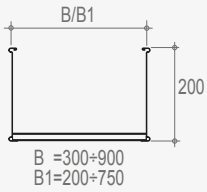

Altre dimensioni a richiesta
Other dimensions on request

J N	Codice/ Code	S mm	⚖ kg/pz	B mm	B1 mm	He mm	S1 mm	L mm	⚖ kg/pz	S mm	Z	Codice/ Code
C2 ¤	20HAE300MK	2,0	3,96	300	150	125	1,5	600	4,14	1,5	C2 Z	20HAE300MK
C2 ¤	20H2E300MK	2,0	3,99	300	200	125	1,5	600	4,17	1,5	C2 Z	20H2E300MK
C2 ¤	20H3E400MK	2,0	4,20	400	300	125	1,5	600	4,39	1,5	C2 Z	20H3E400MK
C2 ¤	20H3E450MK	2,0	4,28	450	300	125	1,5	600	4,47	1,5	C2 Z	20H3E450MK
C2 ¤	20H4E500MK	2,0	4,41	500	400	125	1,5	600	4,61	1,5	C2 Z	20H4E500MK
C2 ¤	20HDE600MK	2,0	4,60	600	450	125	1,5	600	4,80	1,5	C2 Z	20HDE600MK
C2 ¤	20H5E600MK	2,0	4,62	600	500	125	1,5	600	4,83	1,5	C2 Z	20H5E600MK
C2 ¤	20H6E700MK	2,0	4,83	700	600	125	1,5	600	5,05	2,0	C2 Z	20H6E700MK
C2 ¤	20H6E750MK	2,0	4,91	750	600	125	1,5	600	5,13	2,0	C2 Z	20H6E750MK
C2 ¤	20H7E800MK	2,0	5,04	800	700	125	1,5	600	5,27	2,0	C2 Z	20H7E800MK
C2 ¤	20HGE900MK	2,0	5,23	900	750	125	1,5	600	5,47	2,0	C2 Z	20HGE900MK
C2 ¤	20HAF300MK	2,0	4,44	300	150	150	1,5	600	4,64	1,5	C2 Z	20HAF300MK
C2 ¤	20H2F300MK	2,0	4,46	300	200	150	1,5	600	4,66	1,5	C2 Z	20H2F300MK
C2 ¤	20H3F400MK	2,0	4,67	400	300	150	1,5	600	4,88	1,5	C2 Z	20H3F400MK
C2 ¤	20H3F450MK	2,0	4,76	450	300	150	1,5	600	4,97	1,5	C2 Z	20H3F450MK
C2 ¤	20H4F500MK	2,0	4,88	500	400	150	1,5	600	5,10	1,5	C2 Z	20H4F500MK
C2 ¤	20HDF600MK	2,0	5,07	600	450	150	1,5	600	5,30	1,5	C2 Z	20HDF600MK
C2 ¤	20H5F600MK	2,0	5,09	600	500	150	1,5	600	5,32	1,5	C2 Z	20H5F600MK
C2 ¤	20H6F700NM	2,3	6,25	700	600	150	2,0	600	6,50	2,0	C2 Z	20H6F700NM
C2 ¤	20H6F750NM	2,3	6,36	750	600	150	2,0	600	6,61	2,0	C2 Z	20H6F750NM
C2 ¤	20H7F800NM	2,3	6,52	800	700	150	2,0	600	6,77	2,0	C2 Z	20H7F800NM
C2 ¤	20HGF900NM	2,3	6,75	900	750	150	2,0	600	7,02	2,0	C2 Z	20HGF900NM
C2 ¤	20H2N300MK	2,0	5,41	300	200	200	1,5	600	5,65	1,5	C2 Z	20H2N300MK
C2 ¤	20H3N400MK	2,0	5,62	400	300	200	1,5	600	5,87	1,5	C2 Z	20H3N400MK
C2 ¤	20H3N450MK	2,0	5,71	450	300	200	1,5	600	5,97	1,5	C2 Z	20H3N450MK
C2 ¤	20H4N500MK	2,0	5,83	500	400	200	1,5	600	6,09	1,5	C2 Z	20H4N500MK
C2 ¤	20HDN600MK	2,0	6,03	600	450	200	1,5	600	6,30	1,5	C2 Z	20HDN600MK
C2 ¤	20H5N600MK	2,0	6,04	600	500	200	1,5	600	6,31	1,5	C2 Z	20H5N600MK
C2 ¤	20H6N700NM	2,3	7,34	700	600	200	2,0	600	7,63	2,0	C2 Z	20H6N700NM
C2 ¤	20H6N750NM	2,3	7,46	750	600	200	2,0	600	7,75	2,0	C2 Z	20H6N750NM
C2 ¤	20H7N800NM	2,3	7,61	800	700	200	2,0	600	7,91	2,0	C2 Z	20H7N800NM
C2 ¤	20HGN900NM	2,3	7,85	900	750	200	2,0	600	8,16	2,0	C2 Z	20HGN900NM

¤ Scegli il materiale/ *Choose the material*

COPERCHIO *Cover*

20N S I Y Z

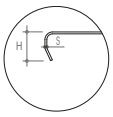

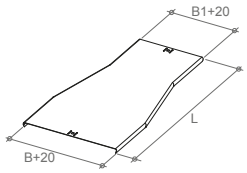

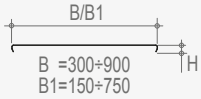

Altre dimensioni a richiesta
Other dimensions on request

S I Y	Codice/ Code	S mm	⚖ kg/pz	B mm	B1 mm	H mm	L mm	⚖ kg/pz	S mm	Z	Codice/ Code
C2 ¤	20NAP300F	1,0	1,37	300	150	15	600	1,49	1,0	C2 Z	20NAP300F
C2 ¤	20N2P300F	1,0	1,49	300	200	15	600	1,62	1,0	C2 Z	20N2P300F
C2 ¤	20N3P400F	1,0	1,96	400	300	15	600	2,14	1,0	C2 Z	20N3P400F
C2 ¤	20N3P450H	1,2	2,49	450	300	15	600	2,68	1,2	C2 Z	20N3P450H
C2 ¤	20N4P500H	1,2	2,92	500	400	15	600	3,14	1,2	C2 Z	20N4P500H
C2 ¤	20NDP600H	1,2	3,34	600	450	15	600	3,59	1,2	C2 Z	20NDP600H
C2 ¤	20N5P600H	1,2	3,48	600	500	15	600	3,74	1,2	C2 Z	20N5P600H
C2 ¤	20N6P700K	1,5	5,06	700	600	15	600	5,36	1,5	C2 Z	20N6P700K
C2 ¤	20N6P750K	1,5	5,24	750	600	15	600	5,55	1,5	C2 Z	20N6P750K
C2 ¤	20N7P800K	1,5	5,77	800	700	15	600	6,11	1,5	C2 Z	20N7P800K
C2 ¤	20NGP900K	1,5	6,29	900	750	15	600	6,67	1,5	C2 Z	20NGP900K

¤ Scegli il materiale/ *Choose the material*

STANDARD					
S	Zincato Sendzimir *Pre-galvanized Sendzimir*	I	Acciaio Inox AISI 304 *AISI 304 Stainless steel*	Y	Acciaio Inox AISI 316L *AISI 316L Stainless steel*
Z	Zincato a caldo dopo lavorazione *Hot-dip galvanized after manufacture*	J	AISI 304 Decontaminato *AISI 304 Decontamined*	N	AISI 316L Decontaminato *AISI 316L Decontamined*

VARIANT			
V	Sendzimir con Verniciatura RAL 5012 *Sendzimir with RAL 5012 Painted*	A	Lega di alluminio *Aluminium alloy*
W	Zinc. a c. con Verniciatura RAL 5012 *Hot-dip galv. with RAL 5012 Painted*	B	Lega di alluminio anodizzato *Aluminium alloy anodized*

RIDUZIONE DESTRA *Right reduction*

21H J N Z

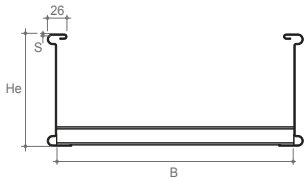

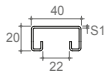

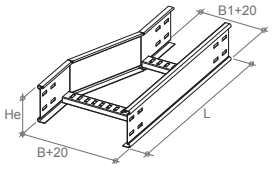

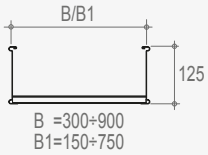

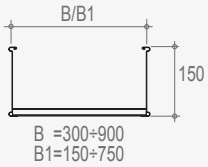

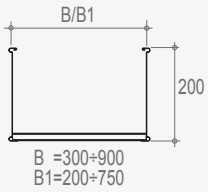

Altre dimensioni a richiesta
Other dimensions on request

J N	Codice/ Code	S mm	⚖ kg/pz	B mm	B1 mm	He mm	S1 mm	L mm	⚖ kg/pz	S mm	Z	Codice/ Code
C2 ¤	21HAE300MK	2,0	4,01	300	150	125	1,5	600	4,19	1,5	C2 Z	21HAE300MK
C2 ¤	21H2E300MK	2,0	4,01	300	200	125	1,5	600	4,19	1,5	C2 Z	21H2E300MK
C2 ¤	21H3E400MK	2,0	4,22	400	300	125	1,5	600	4,41	1,5	C2 Z	21H3E400MK
C2 ¤	21H3E450MK	2,0	4,33	450	300	125	1,5	600	4,52	1,5	C2 Z	21H3E450MK
C2 ¤	21H4E500MK	2,0	4,43	500	400	125	1,5	600	4,63	1,5	C2 Z	21H4E500MK
C2 ¤	21HDE600MK	2,0	4,64	600	450	125	1,5	600	4,85	1,5	C2 Z	21HDE600MK
C2 ¤	21H5E600MK	2,0	4,64	600	500	125	1,5	600	4,85	1,5	C2 Z	21H5E600MK
C2 ¤	21H6E700MK	2,0	4,85	700	600	125	1,5	600	5,07	2,0	C2 Z	21H6E700MK
C2 ¤	21H6E750MK	2,0	4,96	750	600	125	1,5	600	5,18	2,0	C2 Z	21H6E750MK
C2 ¤	21H7E800MK	2,0	5,06	800	700	125	1,5	600	5,29	2,0	C2 Z	21H7E800MK
C2 ¤	21HGE900MK	2,0	5,28	900	750	125	1,5	600	5,52	2,0	C2 Z	21HGE900MK
C2 ¤	21HAF300MK	2,0	4,49	300	150	150	1,5	600	4,70	1,5	C2 Z	21HAF300MK
C2 ¤	21H2F300MK	2,0	4,49	300	200	150	1,5	600	4,69	1,5	C2 Z	21H2F300MK
C2 ¤	21H3F400MK	2,0	4,70	400	300	150	1,5	600	4,91	1,5	C2 Z	21H3F400MK
C2 ¤	21H3F450MK	2,0	4,81	450	300	150	1,5	600	5,03	1,5	C2 Z	21H3F450MK
C2 ¤	21H4F500MK	2,0	4,91	500	400	150	1,5	600	5,13	1,5	C2 Z	21H4F500MK
C2 ¤	21HDF600MK	2,0	5,13	600	450	150	1,5	600	5,36	1,5	C2 Z	21HDF600MK
C2 ¤	21H5F600MK	2,0	5,12	600	500	150	1,5	600	5,35	1,5	C2 Z	21H5F600MK
C2 ¤	21H6F700NM	2,3	6,28	700	600	150	2,0	600	6,53	2,0	C2 Z	21H6F700NM
C2 ¤	21H6F750NM	2,3	6,42	750	600	150	2,0	600	6,67	2,0	C2 Z	21H6F750NM
C2 ¤	21H7F800NM	2,3	6,55	800	700	150	2,0	600	6,80	2,0	C2 Z	21H7F800NM
C2 ¤	21HGF900NM	2,3	6,82	900	750	150	2,0	600	7,09	2,0	C2 Z	21HGF900NM
C2 ¤	21H2N300MK	2,0	5,44	300	200	200	1,5	600	5,69	1,5	C2 Z	21H2N300MK
C2 ¤	21H3N400MK	2,0	5,65	400	300	200	1,5	600	5,91	1,5	C2 Z	21H3N400MK
C2 ¤	21H3N450MK	2,0	5,78	450	300	200	1,5	600	6,04	1,5	C2 Z	21H3N450MK
C2 ¤	21H4N500MK	2,0	5,86	500	400	200	1,5	600	6,13	1,5	C2 Z	21H4N500MK
C2 ¤	21HDN600MK	2,0	6,10	600	450	200	1,5	600	6,37	1,5	C2 Z	21HDN600MK
C2 ¤	21H5N600MK	2,0	6,07	600	500	200	1,5	600	6,35	1,5	C2 Z	21H5N600MK
C2 ¤	21H6N700NM	2,3	7,38	700	600	200	2,0	600	7,67	2,0	C2 Z	21H6N700NM
C2 ¤	21H6N750NM	2,3	7,53	750	600	200	2,0	600	7,83	2,0	C2 Z	21H6N750NM
C2 ¤	21H7N800NM	2,3	7,64	800	700	200	2,0	600	7,94	2,0	C2 Z	21H7N800NM
C2 ¤	21HGN900NM	2,3	7,93	900	750	200	2,0	600	8,24	2,0	C2 Z	21HGN900NM

¤ Scegli il materiale/ *Choose the material*

COPERCHIO *Cover*

21N S I Y Z

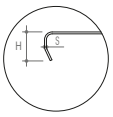

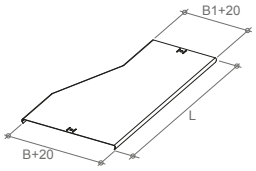

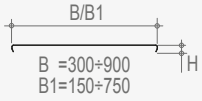

Altre dimensioni a richiesta
Other dimensions on request

S I Y	Codice/ Code	S mm	⚖ kg/pz	B mm	B1 mm	H mm	L mm	⚖ kg/pz	S mm	Z	Codice/ Code
C2 ¤	21NAP300F	1,0	1,37	300	150	15	600	1,49	1,0	C2 Z	21NAP300F
C2 ¤	21N2P300F	1,0	1,49	300	200	15	600	1,62	1,0	C2 Z	21N2P300F
C2 ¤	21N3P400F	1,0	1,96	400	300	15	600	2,14	1,0	C2 Z	21N3P400F
C2 ¤	21N3P450H	1,2	2,49	450	300	15	600	2,68	1,2	C2 Z	21N3P450H
C2 ¤	21N4P500H	1,2	2,92	500	400	15	600	3,14	1,2	C2 Z	21N4P500H
C2 ¤	21NDP600H	1,2	3,34	600	450	15	600	3,59	1,2	C2 Z	21NDP600H
C2 ¤	21N5P600H	1,2	3,48	600	500	15	600	3,74	1,2	C2 Z	21N5P600H
C2 ¤	21N6P700K	1,5	5,06	700	600	15	600	5,36	1,5	C2 Z	21N6P700K
C2 ¤	21N6P750K	1,5	5,24	750	600	15	600	5,55	1,5	C2 Z	21N6P750K
C2 ¤	21N7P800K	1,5	5,77	800	700	15	600	6,11	1,5	C2 Z	21N7P800K
C2 ¤	21NGP900K	1,5	6,29	900	750	15	600	6,67	1,5	C2 Z	21NGP900K

¤ Scegli il materiale/ *Choose the material*

STANDARD					
S	Zincato Sendzimir *Pre-galvanized Sendzimir*	I	Acciaio Inox AISI 304 *AISI 304 Stainless steel*	Y	Acciaio Inox AISI 316L *AISI 316L Stainless steel*
Z	Zincato a caldo dopo lavorazione *Hot-dip galvanized after manufacture*	J	AISI 304 Decontaminato *AISI 304 Decontamined*	N	AISI 316L Decontaminato *AISI 316L Decontamined*

VARIANT			
V	Sendzimir con Verniciatura RAL 5012 *Sendzimir with RAL 5012 Painted*	A	Lega di alluminio *Aluminium alloy*
W	Zinc. a c. con Verniciatura RAL 5012 *Hot-dip galv. with RAL 5012 Painted*	B	Lega di alluminio anodizzato *Aluminium alloy anodized*

RIDUZIONE SINISTRA *Left reduction*

22H J N Z

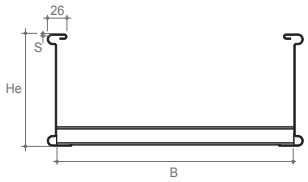

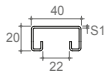

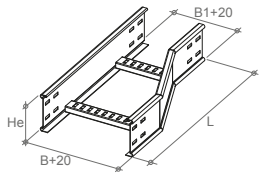

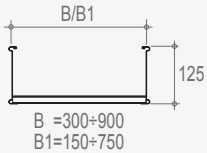

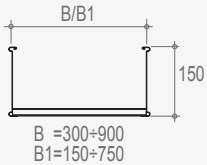

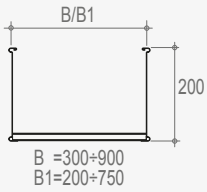

Altre dimensioni a richiesta
Other dimensions on request

J N	Codice/ Code	S mm	kg/pz	B mm	B1 mm	He mm	S1 mm	L mm	kg/pz	S mm	Z	Codice/ Code
C2 ¤	22HAE300MK	2,0	4,01	300	150	125	1,5	600	4,19	1,5	C2 Z	22HAE300MK
C2 ¤	22H2E300MK	2,0	4,01	300	200	125	1,5	600	4,19	1,5	C2 Z	22H2E300MK
C2 ¤	22H3E400MK	2,0	4,22	400	300	125	1,5	600	4,41	1,5	C2 Z	22H3E400MK
C2 ¤	22H3E450MK	2,0	4,33	450	300	125	1,5	600	4,52	1,5	C2 Z	22H3E450MK
C2 ¤	22H4E500MK	2,0	4,43	500	400	125	1,5	600	4,63	1,5	C2 Z	22H4E500MK
C2 ¤	22HDE600MK	2,0	4,64	600	450	125	1,5	600	4,85	1,5	C2 Z	22HDE600MK
C2 ¤	22H5E600MK	2,0	4,64	600	500	125	1,5	600	4,85	1,5	C2 Z	22H5E600MK
C2 ¤	22H6E700MK	2,0	4,85	700	600	125	1,5	600	5,07	2,0	C2 Z	22H6E700MK
C2 ¤	22H6E750MK	2,0	4,96	750	600	125	1,5	600	5,18	2,0	C2 Z	22H6E750MK
C2 ¤	22H7E800MK	2,0	5,06	800	700	125	1,5	600	5,29	2,0	C2 Z	22H7E800MK
C2 ¤	22HGE900MK	2,0	5,28	900	750	125	1,5	600	5,52	2,0	C2 Z	22HGE900MK
C2 ¤	22HAF300MK	2,0	4,49	300	150	150	1,5	600	4,70	1,5	C2 Z	22HAF300MK
C2 ¤	22H2F300MK	2,0	4,49	300	200	150	1,5	600	4,69	1,5	C2 Z	22H2F300MK
C2 ¤	22H3F400MK	2,0	4,70	400	300	150	1,5	600	4,91	1,5	C2 Z	22H3F400MK
C2 ¤	22H3F450MK	2,0	4,81	450	300	150	1,5	600	5,03	1,5	C2 Z	22H3F450MK
C2 ¤	22H4F500MK	2,0	4,91	500	400	150	1,5	600	5,13	1,5	C2 Z	22H4F500MK
C2 ¤	22HDF600MK	2,0	5,13	600	450	150	1,5	600	5,36	1,5	C2 Z	22HDF600MK
C2 ¤	22H5F600MK	2,0	5,12	600	500	150	1,5	600	5,35	1,5	C2 Z	22H5F600MK
C2 ¤	22H6F700NM	2,3	6,28	700	600	150	2,0	600	6,53	2,0	C2 Z	22H6F700NM
C2 ¤	22H6F750NM	2,3	6,42	750	600	150	2,0	600	6,67	2,0	C2 Z	22H6F750NM
C2 ¤	22H7F800NM	2,3	6,55	800	700	150	2,0	600	6,80	2,0	C2 Z	22H7F800NM
C2 ¤	22HGF900NM	2,3	6,82	900	750	150	2,0	600	7,09	2,0	C2 Z	22HGF900NM
C2 ¤	22H2N300MK	2,0	5,44	300	200	200	1,5	600	5,69	1,5	C2 Z	22H2N300MK
C2 ¤	22H3N400MK	2,0	5,65	400	300	200	1,5	600	5,91	1,5	C2 Z	22H3N400MK
C2 ¤	22H3N450MK	2,0	5,78	450	300	200	1,5	600	6,04	1,5	C2 Z	22H3N450MK
C2 ¤	22H4N500MK	2,0	5,86	500	400	200	1,5	600	6,13	1,5	C2 Z	22H4N500MK
C2 ¤	22HDN600MK	2,0	6,10	600	450	200	1,5	600	6,37	1,5	C2 Z	22HDN600MK
C2 ¤	22H5N600MK	2,0	6,07	600	500	200	1,5	600	6,35	1,5	C2 Z	22H5N600MK
C2 ¤	22H6N700NM	2,3	7,38	700	600	200	2,0	600	7,67	2,0	C2 Z	22H6N700NM
C2 ¤	22H6N750NM	2,3	7,53	750	600	200	2,0	600	7,83	2,0	C2 Z	22H6N750NM
C2 ¤	22H7N800NM	2,3	7,64	800	700	200	2,0	600	7,94	2,0	C2 Z	22H7N800NM
C2 ¤	22HGN900NM	2,3	7,93	900	750	200	2,0	600	8,24	2,0	C2 Z	22HGN900NM

¤ Scegli il materiale/ *Choose the material*

COPERCHIO *Cover*

22N S I Y Z



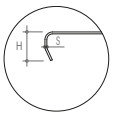

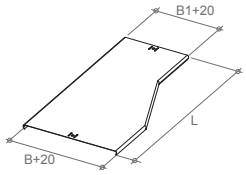

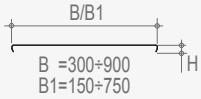

Altre dimensioni a richiesta
Other dimensions on request

S I Y	Codice/ Code	S mm	kg/pz	B mm	B1 mm	H mm	L mm	kg/pz	S mm	Z	Codice/ Code
C2 ¤	22NAP300F	1,0	1,37	300	150	15	600	1,49	1,0	C2 Z	22NAP300F
C2 ¤	22N2P300F	1,0	1,49	300	200	15	600	1,62	1,0	C2 Z	22N2P300F
C2 ¤	22N3P400F	1,0	1,96	400	300	15	600	2,14	1,0	C2 Z	22N3P400F
C2 ¤	22N3P450H	1,2	2,49	450	300	15	600	2,68	1,2	C2 Z	22N3P450H
C2 ¤	22N4P500H	1,2	2,92	500	400	15	600	3,14	1,2	C2 Z	22N4P500H
C2 ¤	22NDP600H	1,2	3,34	600	450	15	600	3,59	1,2	C2 Z	22NDP600H
C2 ¤	22N5P600H	1,2	3,48	600	500	15	600	3,74	1,2	C2 Z	22N5P600H
C2 ¤	22N6P700K	1,5	5,06	700	600	15	600	5,36	1,5	C2 Z	22N6P700K
C2 ¤	22N6P750K	1,5	5,24	750	600	15	600	5,55	1,5	C2 Z	22N6P750K
C2 ¤	22N7P800K	1,5	5,77	800	700	15	600	6,11	1,5	C2 Z	22N7P800K
C2 ¤	22NGP900K	1,5	6,29	900	750	15	600	6,67	1,5	C2 Z	22NGP900K

¤ Scegli il materiale/ *Choose the material*

STANDARD					
S	Zincato Sendzimir *Pre-galvanized Sendzimir*	I	Acciaio Inox AISI 304 *AISI 304 Stainless steel*	Y	Acciaio Inox AISI 316L *AISI 316L Stainless steel*
Z	Zincato a caldo dopo lavorazione *Hot-dip galvanized after manufacture*	J	AISI 304 Decontaminato *AISI 304 Decontamined*	N	AISI 316L Decontaminato *AISI 316L Decontamined*

VARIANT			
V	Sendzimir con Verniciatura RAL 5012 *Sendzimir with RAL 5012 Painted*	A	Lega di alluminio *Aluminium alloy*
W	Zinc. a c. con Verniciatura RAL 5012 *Hot-dip galv. with RAL 5012 Painted*	B	Lega di alluminio anodizzato *Aluminium alloy anodized*

ESEMPI DI MONTAGGIO *Installation examples*

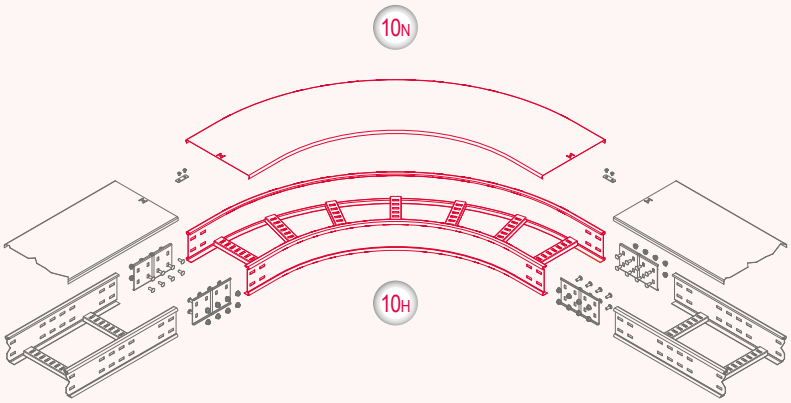

10H *Curva piana a 90° R=600 mm - 90° horizontal bend R=600 mm*

10N *Coperchio - Cover*

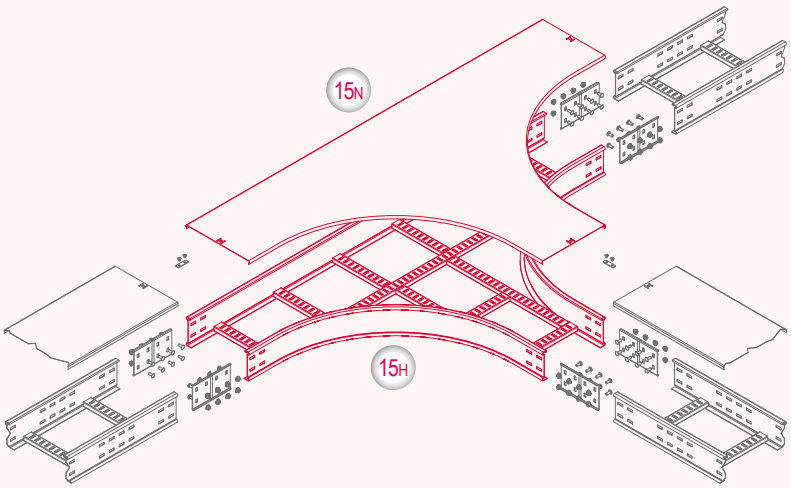

15H *Derivazione a "T" orizzontale R=600 mm - Horizontal "T" derivation R=600 mm*

15N *Coperchio - Cover*

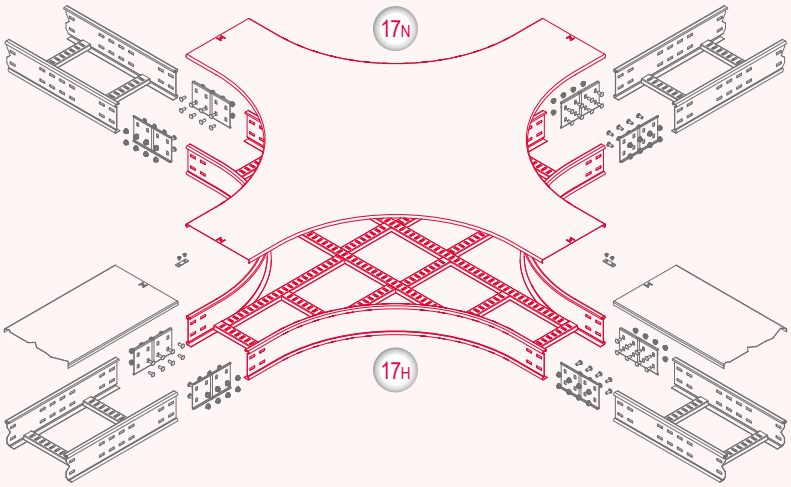

17H *Derivazione a "X" orizzontale R=600 mm - Horizontal "X" derivation R=600 mm*

17N *Coperchio - Cover*

ELEMENTO CURVA SNODATA VERTICALE *Element for articulated vertical bend*

37H J N Z

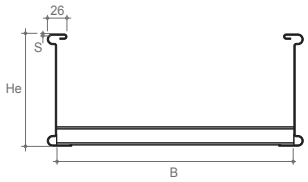

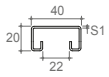

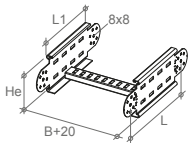

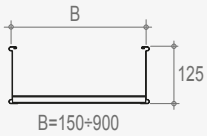

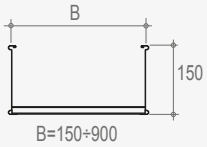

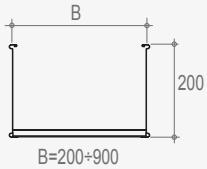

J N Codice/ Code	S mm	♙ kg/pz	B mm	He mm	S1 mm	L mm	L1 mm	♙ kg/pz	S mm	Z Codice/ Code
C2 ¤ 37H1E150MK	2,0	1,72	150	125	1,5	300	225	1,80	2,0	C2 Z 37H1E150MK
C2 ¤ 37H1E200MK	2,0	1,77	200	125	1,5	300	225	1,85	2,0	C2 Z 37H1E200MK
C2 ¤ 37H1E300MK	2,0	1,88	300	125	1,5	300	225	1,96	2,0	C2 Z 37H1E300MK
C2 ¤ 37H1E400MK	2,0	1,99	400	125	1,5	300	225	2,08	2,0	C2 Z 37H1E400MK
C2 ¤ 37H1E450MK	2,0	2,04	450	125	1,5	300	225	2,13	2,0	C2 Z 37H1E450MK
C2 ¤ 37H1E500MK	2,0	2,09	500	125	1,5	300	225	2,19	2,0	C2 Z 37H1E500MK
C2 ¤ 37H1E600MK	2,0	2,20	600	125	1,5	300	225	2,30	2,0	C2 Z 37H1E600MK
C2 ¤ 37H1E700MK	2,0	2,30	700	125	1,5	300	225	2,41	2,0	C2 Z 37H1E700MK
C2 ¤ 37H1E750MK	2,0	2,36	750	125	1,5	300	225	2,46	2,0	C2 Z 37H1E750MK
C2 ¤ 37H1E800MK	2,0	2,41	800	125	1,5	300	225	2,52	2,0	C2 Z 37H1E800MK
C2 ¤ 37H1E900MK	2,0	2,52	900	125	1,5	300	225	2,63	2,0	C2 Z 37H1E900MK
C2 ¤ 37H1F150MK	2,0	2,03	150	150	1,5	300	200	2,12	2,0	C2 Z 37H1F150MK
C2 ¤ 37H1F200MK	2,0	2,09	200	150	1,5	300	200	2,18	2,0	C2 Z 37H1F200MK
C2 ¤ 37H1F300MK	2,0	2,19	300	150	1,5	300	200	2,29	2,0	C2 Z 37H1F300MK
C2 ¤ 37H1F400MK	2,0	2,30	400	150	1,5	300	200	2,40	2,0	C2 Z 37H1F400MK
C2 ¤ 37H1F450MK	2,0	2,35	450	150	1,5	300	200	2,46	2,0	C2 Z 37H1F450MK
C2 ¤ 37H1F500MK	2,0	2,40	500	150	1,5	300	200	2,51	2,0	C2 Z 37H1F500MK
C2 ¤ 37H1F600MK	2,0	2,51	600	150	1,5	300	200	2,62	2,0	C2 Z 37H1F600MK
C2 ¤ 37H1F700NM	2,3	3,14	700	150	2,0	300	200	3,27	2,3	C2 Z 37H1F700NM
C2 ¤ 37H1F750NM	2,3	3,21	750	150	2,0	300	200	3,34	2,3	C2 Z 37H1F750NM
C2 ¤ 37H1F800NM	2,3	3,28	800	150	2,0	300	200	3,42	2,3	C2 Z 37H1F800NM
C2 ¤ 37H1F900NM	2,3	3,43	900	150	2,0	300	200	3,56	2,3	C2 Z 37H1F900NM
C2 ¤ 37H1N200MK	2,0	2,45	200	200	1,5	300	200	2,56	2,0	C2 Z 37H1N200MK
C2 ¤ 37H1N300MK	2,0	2,56	300	200	1,5	300	200	2,67	2,0	C2 Z 37H1N300MK
C2 ¤ 37H1N400MK	2,0	2,66	400	200	1,5	300	200	2,78	2,0	C2 Z 37H1N400MK
C2 ¤ 37H1N450MK	2,0	2,72	450	200	1,5	300	200	2,84	2,0	C2 Z 37H1N450MK
C2 ¤ 37H1N500MK	2,0	2,77	500	200	1,5	300	200	2,89	2,0	C2 Z 37H1N500MK
C2 ¤ 37H1N600MK	2,0	2,87	600	200	1,5	300	200	3,00	2,0	C2 Z 37H1N600MK
C2 ¤ 37H1N700NM	2,3	3,56	700	200	2,0	300	200	3,70	2,3	C2 Z 37H1N700NM
C2 ¤ 37H1N750NM	2,3	3,63	750	200	2,0	300	200	3,78	2,3	C2 Z 37H1N750NM
C2 ¤ 37H1N800NM	2,3	3,70	800	200	2,0	300	200	3,85	2,3	C2 Z 37H1N800NM
C2 ¤ 37H1N900NM	2,3	3,84	900	200	2,0	300	200	4,00	2,3	C2 Z 37H1N900NM

Per l'installazione sono necessari 2 giunti a snodo verticale (Art. 63) / *For the installation 2 vertical hinged joints are necessary (Art. 63)*
Bulloneria di giunzione M8 non inclusa / *M8 connection hardware not included*
¤ Scegli il materiale/ *Choose the material*

GIUNTO SNODATO VERTICALE *Vertical hinged joint*

63
S
I
Y
Z



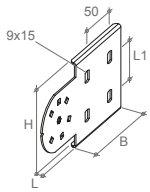

He= altezza nominale passerella
He= cable tray nominal height

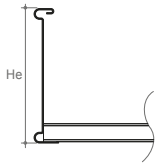

S I Y Codice/ Code	S mm	♙ kg/pz	B mm	H mm	He mm	L mm	L1 mm	♙ kg/pz	S mm	Z Codice/ Code
C2 ¤ 63IAE008M	2,0	0,52	100	120	125	8	50	0,54	2,0	C2 Z 63IAE008M
C2 ¤ 63IAE008P	2,5	0,65	100	120	125	8	50	0,67	2,5	C2 Z 63IAE008P
C2 ¤ 63IAF008P	2,5	0,94	100	145	150	8	75	0,97	2,5	C2 Z 63IAF008P
C2 ¤ 63IAF008Q	3,0	1,12	100	145	150	8	75	1,15	3,0	C2 Z 63IAF008Q
C2 ¤ 63IAN008P	2,5	1,16	100	195	200	8	125	1,20	2,5	C2 Z 63IAN008P
C2 ¤ 63IAN008Q	3,0	1,38	100	195	200	8	125	1,42	3,0	C2 Z 63IAN008Q

Articolo completo di nr. 2 viti e nr. 2 dadi (M8) / *Item complete with no. 2 screws and no. 2 nuts (M8)*
Bulloneria di fissaggio M8 non inclusa / *M8 fixing hardware not included*
¤ Scegli il materiale/ *Choose the material*

STANDARD							
	S	Zincato Sendzimir *Pre-galvanized Sendzimir*	I	Acciaio Inox AISI 304 *AISI 304 Stainless steel*	Y	Acciaio Inox AISI 316L *AISI 316L Stainless steel*
	Z	Zincato a caldo dopo lavorazione *Hot-dip galvanized after manufacture*	J	AISI 304 Decontaminato *AISI 304 Decontamined*	N	AISI 316L Decontaminato *AISI 316L Decontamined*

VARIANT				
	V	Sendzimir con Verniciatura RAL 5012 *Sendzimir with RAL 5012 Painted*	A	Lega di alluminio *Aluminium alloy*
	W	Zinc. a c. con Verniciatura RAL 5012 *Hot-dip galv. with RAL 5012 Painted*	B	Lega di alluminio anodizzato *Aluminium alloy anodized*

CURVE VERTICALI *Vertical bends*

Le curve verticali in salita/discesa, a seconda delle dimensioni e del raggio di curvatura, sono disponibili in kit (vedi schema di codifica) composto da più elementi a snodo (Art. 37s), 2 giunti a snodo verticale (Art. 63) e la bulloneria di fissaggio. (La bulloneria di giunzione non è inclusa).
Sono fornite preassemblate e imballate distese al fine di ottimizzare i volumi di ingombro.
Per ogni esigenza, al momento dell'installazione, applicando i bulloni di fissaggio in una delle svariate combinazioni, è possibile ottenere una curva rigida e robusta in salita/discesa con un predefinito raggio di curvatura minimo (vedi tabella). Con lo stesso kit è anche possibile risolvere la maggior parte dei problemi di disallineamento che si incontrano in cantiere.
In caso di necessità sono disponibili i relativi coperchi adattabili (Art. 37N).
A richiesta sono disponibili anche le classiche curve fisse in salita o in discesa (Art. 30, 31, 33, 34).

The inside/outside vertical bends, depending on the dimensions and the radius of curvature, are available in a kit (see coding scheme) made of several elements for articulated vertical bend (Item 37s), 2 vertical hinged joints (Item 63) and the fastening bolts and nuts. (The junction bolts and nuts are not included).
They are supplied pre-assembled and packed stretched out in order to optimize the overall volumes.
For any necessity, at the moment of installation, by applying the fastening bolts in one of the various combinations, it is possible to obtain a rigid and robust inside/outside vertical bend with a pre-defined minimum radius of curvature (see table). With the same kit it is also possible to solve most of the misalignment problems that can arise on site.
In case of necessity the respective adjustable covers are available (Item 37N).
On request the classic inside or outside vertical bends are also available (Items 30, 31, 33, 34).

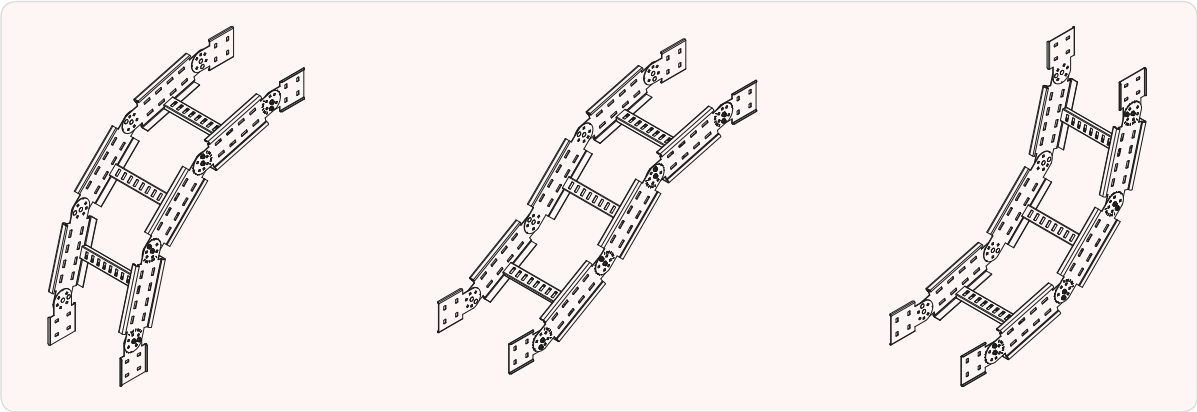

Nr. elementi / No. elements	Raggio nominale / Nominal radius R [mm]	Angolo di regolazione / Angle setting	Dimensioni / Dimensions					
			He=125		He=150		He=200	
			X [mm]	Y [mm]	X [mm]	Y [mm]	X [mm]	Y [mm]
Curva a 90° verticale / Vertical 90° bend								
1	300	45°	250	250	262	262	262	262
2	500	30°	446	446	470	470	470	470
3	700	22,5°	642	642	654	654	654	654
4	900	18° o 15°/22,5° altern.	835	835	847	847	847	847
5	1100	15°	1027	1027	1039	1039	1039	1039
Curva a 60° verticale / Vertical 60° bend								
1	500	30°	316	182	335	193	335	193
2	800	20° o 15°/30° altern.	568	328	587	339	587	339
3	1100	15°	818	472	837	483	837	483
Curva a 45° verticale / Vertical 45° bend								
1	700	22,5°	341	141	363	150	363	150
2	1100	15°	614	254	635	263	635	263
Curva a 30° verticale / Vertical 30° bend								
1	1100	15°	360	96	383	103	383	103

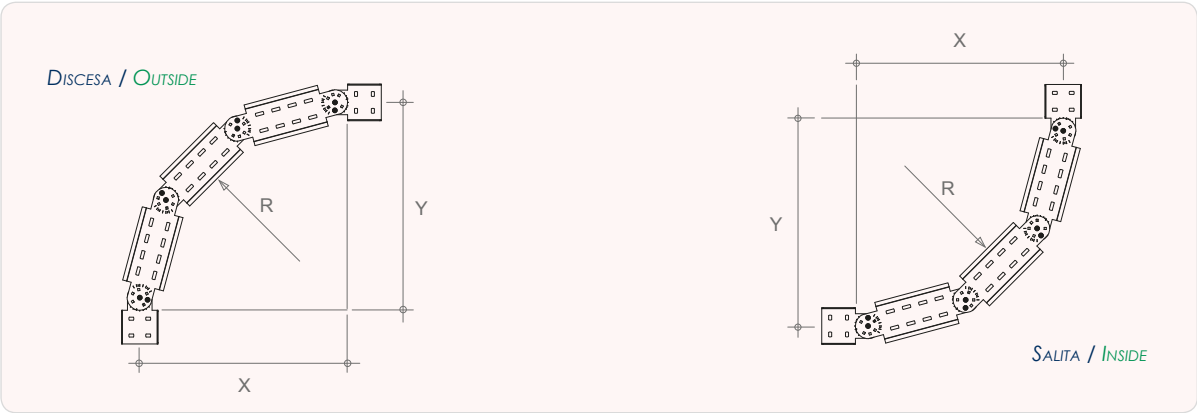

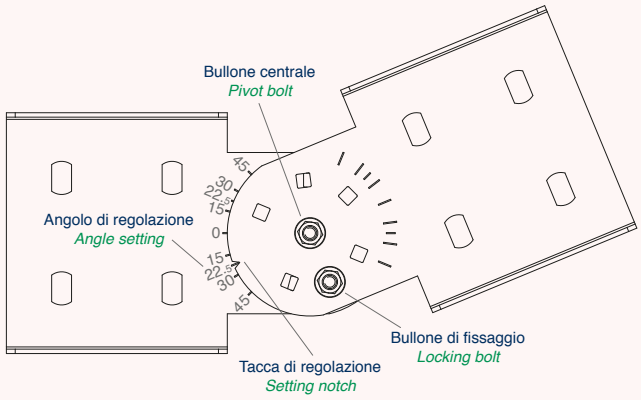

Schema di codifica curve verticali / Coding scheme for vertical bends

C2	–	37H	–	–	– – –	– –	00	–
Serie del prodotto / Product series	Tipo di materiale e/o trattamento superficiale / Type of material and/or surface treatment	Articolo di riferimento / Reference article	Numero elementi / No. of elements	Altezza / Height [mm]	Larghezza / Width [mm]	Spessori / Thicknesses	Numero bulloni di giunzione / Jointing bolts number	Tipo di materiale dei bulloni / Type of material of the bolts

	S	Zincato Sendzimir / Sendzimir galvanized		1	E	125	150	MK		E	Elettrolitico / Electrolytic
	Z	Zincato a caldo dopo lav. / Hot-dip galvanized after man		2	F	150	200			D	Dacromet/Geomet / Dacromet/Geomet
	J	Acciaio inox AISI 304 decont. / Stainless steel AISI 304 dec.		3	M	175	300			J	Inox AISI 304 (A2) / S. S. AISI 304 (A2)
	N	Acciaio inox AISI 316L decont. / Stainless steel AISI 316L dec.		4	N	200	400			N	Inox AISI 316 (A4) / S. S. AISI 316 (A4)
				5			450				
							500				
							600				
							700	MK NM			
							750				
							800				
							900				

Esempi / Examples:

C2	Z	37H	2	F	600	MK	00	D

C2Z37H2F600MK00D: Curva verticale a 2 elementi zincata a caldo B=600 He=150 con bulloneria Dacromet/ Geomet
Vertical bend 2 elements hot-dip galv. B=600 He=150 with Dacromet/ Geomet bolts

C2	J	37H	3	N	750	NM	00	J

C2J37H3N750NM00J: Curva verticale a 3 elementi inox AISI 304 B=750 He=200 con bulloneria Inox AISI 304 (A2)
Vertical bend 3 elements S.S. AISI 304 B=750 He=200 with S. S. AISI 304 (A2) bolts

COPERCHIO ADATTABILE *Adjustable cover*

37N

S

I

Y

Z



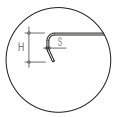

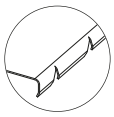

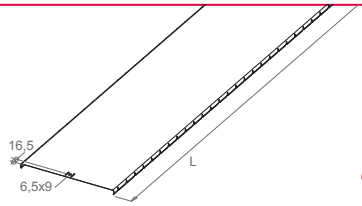

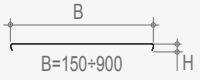

Altre lunghezze a richiesta
Other lengths on request

S I Y Codice/ Code	S mm	Δ kg/pz	B mm	H mm		L mm			Δ kg/pz	S mm	Z Codice/ Code
C2 ¤ 37N8P150F	1,0	2,32	150	15		1500			2,53	1,0	C2 Z 37N8P150F
C2 ¤ 37N8P200F	1,0	2,90	200	15		1500			3,16	1,0	C2 Z 37N8P200F
C2 ¤ 37N8P300F	1,0	4,08	300	15		1500			4,45	1,0	C2 Z 37N8P300F
C2 ¤ 37N8P400F	1,0	5,25	400	15		1500			5,72	1,0	C2 Z 37N8P400F
C2 ¤ 37N8P450H	1,2	7,01	450	15		1500			7,54	1,2	C2 Z 37N8P450H
C2 ¤ 37N8P500H	1,2	7,72	500	15		1500			8,30	1,2	C2 Z 37N8P500H
C2 ¤ 37N8P600H	1,2	9,13	600	15		1500			9,81	1,2	C2 Z 37N8P600H
C2 ¤ 37N8P700K	1,5	13,18	700	15		1500			13,97	1,5	C2 Z 37N8P700K
C2 ¤ 37N8P750K	1,5	14,07	750	15		1500			14,91	1,5	C2 Z 37N8P750K
C2 ¤ 37N8P800K	1,5	14,95	800	15		1500			15,85	1,5	C2 Z 37N8P800K
C2 ¤ 37N8P900K	1,5	16,72	900	15		1500			17,72	1,5	C2 Z 37N8P900K

¤ Scegli il materiale/ *Choose the material*

STANDARD						
S	Zincato Sendzimir / *Pre-galvanized Sendzimir*	I	Acciaio Inox AISI 304 / *AISI 304 Stainless steel*	Y	Acciaio Inox AISI 316L / *AISI 316L Stainless steel*
Z	Zincato a caldo dopo lavorazione / *Hot-dip galvanized after manufacture*	J	AISI 304 Decontaminato / *AISI 304 Decontamined*	N	AISI 316L Decontaminato / *AISI 316L Decontamined*

VARIANT			
V	Sendzimir con Verniciatura RAL 5012 / *Sendzimir with RAL 5012 Painted*	A	Lega di alluminio / *Aluminium alloy*
W	Zinc. a c. con Verniciatura RAL 5012 / *Hot-dip galv. with RAL 5012 Painted*	B	Lega di alluminio anodizzato / *Aluminium alloy anodized*

GIUNTO *Joint*

60

S
I
Y
Z

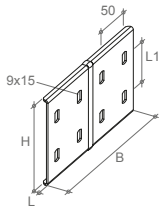

He= altezza nominale passerella
He= cable tray nominal height

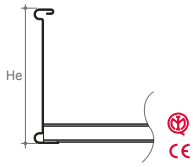

S I Y	Codice/ Code	S mm	kg/pz	B mm	H mm	He mm	L mm	L1 mm	kg/pz	S mm	Z	Codice/ Code
C2 ¤	60I5E008M	2,0	0,46	240	120	125	8	50	0,48	2,0	C2 Z	60I5E008M
C2 ¤	60I5E008P	2,5	0,57	240	120	125	8	50	0,59	2,5	C2 Z	60I5E008P
C2 ¤	60I5F008P	2,5	0,69	240	145	150	8	75	0,71	2,5	C2 Z	60I5F008P
C2 ¤	60I5F008Q	3,0	0,83	240	145	150	8	75	0,85	3,0	C2 Z	60I5F008Q
C2 ¤	60I5N008P	2,5	0,92	240	195	200	8	125	0,96	2,5	C2 Z	60I5N008P
C2 ¤	60I5N008Q	3,0	1,11	240	195	200	8	125	1,14	3,0	C2 Z	60I5N008Q

Bulloneria di fissaggio M8 non inclusa / *M8 fixing hardware not included*
¤ Scegli il materiale/ *Choose the material*

GIUNTO DI ESPANSIONE *Expansion joint*

64

S
I
Y
Z

Vedi pagg. 14-15
See pages 14-15

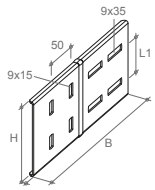

He= altezza nominale passerella
He= cable tray nominal height

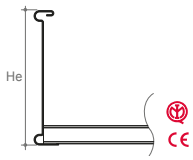

S I Y	Codice/ Code	S mm	kg/pz	B mm	H mm	He mm	L mm	L1 mm	kg/pz	S mm	Z	Codice/ Code
C2 ¤	64I5E008M	2,0	0,44	240	120	125	8	50	0,46	2,0	C2 Z	64I5E008M
C2 ¤	64I5E008P	2,5	0,56	240	120	125	8	50	0,58	2,5	C2 Z	64I5E008P
C2 ¤	64I5F008P	2,5	0,67	240	145	150	8	75	0,70	2,5	C2 Z	64I5F008P
C2 ¤	64I5F008Q	3,0	0,81	240	145	150	8	75	0,83	3,0	C2 Z	64I5F008Q
C2 ¤	64I5N008P	2,5	0,91	240	195	200	8	125	0,94	2,5	C2 Z	64I5N008P
C2 ¤	64I5N008Q	3,0	1,09	240	195	200	8	125	1,12	3,0	C2 Z	64I5N008Q

Bulloneria di fissaggio M8 non inclusa / *M8 fixing hardware not included*
¤ Scegli il materiale/ *Choose the material*

GIUNTO ADATTABILE ORIZZONTALE *Horizontal adjustable joint*

65

S
I
Y
Z

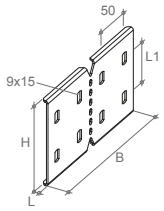

He= altezza nominale passerella
He= cable tray nominal height

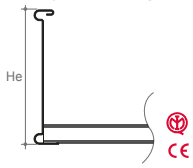

S I Y	Codice/ Code	S mm	kg/pz	B mm	H mm	He mm	L mm	L1 mm	kg/pz	S mm	Z	Codice/ Code
C2 ¤	65I5E008M	2,0	0,45	240	120	125	8	50	0,47	2,0	C2 Z	65I5E008M
C2 ¤	65I5E008P	2,5	0,56	240	120	125	8	50	0,58	2,5	C2 Z	65I5E008P
C2 ¤	65I5F008P	2,5	0,68	240	145	150	8	75	0,70	2,5	C2 Z	65I5F008P
C2 ¤	65I5F008Q	3,0	0,81	240	145	150	8	75	0,84	3,0	C2 Z	65I5F008Q
C2 ¤	65I5N008P	2,5	0,91	240	195	200	8	125	0,94	2,5	C2 Z	65I5N008P
C2 ¤	65I5N008Q	3,0	1,09	240	195	200	8	125	1,12	3,0	C2 Z	65I5N008Q

Bulloneria di fissaggio M8 non inclusa / *M8 fixing hardware not included*
¤ Scegli il materiale/ *Choose the material*

STANDARD						
S	Zincato Sendzimir *Pre-galvanized Sendzimir*	I	Acciaio Inox AISI 304 *AISI 304 Stainless steel*	Y	Acciaio Inox AISI 316L *AISI 316L Stainless steel*
Z	Zincato a caldo dopo lavorazione *Hot-dip galvanized after manufacture*	J	AISI 304 Decontaminato *AISI 304 Decontamined*	N	AISI 316L Decontaminato *AISI 316L Decontamined*

VARIANT			
V	Sendzimir con Verniciatura RAL 5012 *Sendzimir with RAL 5012 Painted*	A	Lega di alluminio *Aluminium alloy*
W	Zinc. a c. con Verniciatura RAL 5012 *Hot-dip galv. with RAL 5012 Painted*	B	Lega di alluminio anodizzato *Aluminium alloy anodized*

GIUNTO ADATTABILE ORIZZONTALE LUNGO *Long horizontal adjustable joint*

65

S
I
Y
Z

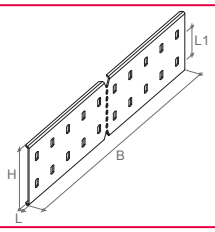

He= altezza nominale passerella
He= cable tray nominal height

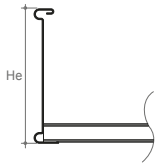

S I Y	Codice/ Code	S mm	kg/pz	B mm	H mm	He mm		L1 mm		kg/pz	S mm	Z	Codice/ Code
C2 ¤	65IEC008K	1,5	0,50	500	70	75		-		0,53	1,5	C2 Z	65IEC008K
C2 ¤	65IEC008M	2,0	0,67	500	70	75		-		0,70	2,0	C2 Z	65IEC008M
C2 ¤	65IED008K	1,5	0,65	500	95	100		25		0,69	1,5	C2 Z	65IED008K
C2 ¤	65IED008M	2,0	0,86	500	95	100		25		0,90	2,0	C2 Z	65IED008M
C2 ¤	65IEE008K	1,5	0,81	500	120	125		50		0,86	1,5	C2 Z	65IEE008K
C2 ¤	65IEE008M	2,0	1,08	500	120	125		50		1,13	2,0	C2 Z	65IEE008M

Bulloneria di fissaggio M8 non inclusa / *M8 fixing hardware not included*
¤ Scegli il materiale/ *Choose the material*

GIUNTO PER CONNESSIONE A T VERTICALE *Vertical T connection joint*

66

S
I
Y
Z

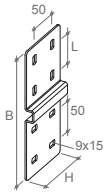

He= altezza nominale passerella
He= cable tray nominal height

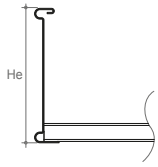

S I Y	Codice/ Code	S mm	kg/pz	B mm	H mm	He mm	L mm			kg/pz	S mm	Z	Codice/ Code
C2 ¤	66SXE008P	2,5	0,41	210	95	125	50			0,42	2,5	C2 Z	66SXE008P
C2 ¤	66SXF008Q	3,0	0,58	235	120	150	75			0,60	3,0	C2 Z	66SXF008Q
C2 ¤	66SXN008Q	3,0	0,99	285	170	200	125			1,02	3,0	C2 Z	66SXN008Q

Bulloneria di fissaggio M8 non inclusa / *M8 fixing hardware not included*
¤ Scegli il materiale/ *Choose the material*

BLOCCA COPERCHIO *Cover clamp*

90

S
I
Y
Z

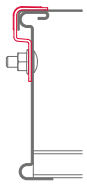

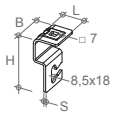

S I Y	Codice/ Code	S mm	kg/pz	B mm	H mm	L mm				kg/pz	S mm	Z	Codice/ Code
C2 ¤	90SXQ055M	2,0	0,04	30	56	25				0,04	2,0	C2 Z	90SXQ055M

Solo per installazioni in ambiente interno / *Only for indoor installations*
Bulloneria di fissaggio M8 non inclusa / *M8 fixing hardware not included*
¤ Scegli il materiale/ *Choose the material*

STANDARD						
S	Zincato Sendzimir *Pre-galvanized Sendzimir*	I	Acciaio Inox AISI 304 *AISI 304 Stainless steel*	Y	Acciaio Inox AISI 316L *AISI 316L Stainless steel*
Z	Zincato a caldo dopo lavorazione *Hot-dip galvanized after manufacture*	J	AISI 304 Decontaminato *AISI 304 Decontamined*	N	AISI 316L Decontaminato *AISI 316L Decontamined*

VARIANT			
V	Sendzimir con Verniciatura RAL 5012 *Sendzimir with RAL 5012 Painted*	A	Lega di alluminio *Aluminium alloy*
W	Zinc. a c. con Verniciatura RAL 5012 *Hot-dip galv. with RAL 5012 Painted*	B	Lega di alluminio anodizzato *Aluminium alloy anodized*

ALZA BLOCCA COPERCHIO *Cover spacer*

93

S
I
Y
Z

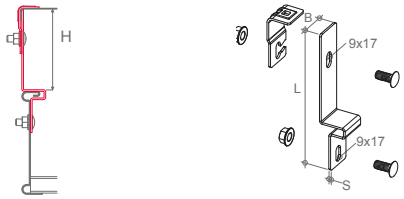

	Codice/ Code	S mm	♙ kg/pz	B mm	H mm	L mm
C2 S	93S3X050ME02	2,0	0,14	30	50	100
C2 S	93S3X100ME02	2,0	0,16	30	100	150
C2 S	93S3X125ME02	2,0	0,17	30	125	175
C2 I	93S3X050MJ02	2,0	0,14	30	50	100
C2 I	93S3X100MJ02	2,0	0,16	30	100	150
C2 I	93S3X125MJ02	2,0	0,17	30	125	175
C2 Y	93S3X050MN02	2,0	0,14	30	50	100
C2 Y	93S3X100MN02	2,0	0,16	30	100	150
C2 Y	93S3X125MN02	2,0	0,17	30	125	175

♙ kg/pz	S mm	Codice/ Code
0,14	2,0	C2 Z 93S3X050MD02
0,16	2,0	C2 Z 93S3X100MD02
0,17	2,0	C2 Z 93S3X125MD02

Articolo completo di nr. 2 viti e dadi M8 / *Item complete with no. 2 screws and nuts M8*

PIASTRA DI FISSAGGIO A MURO *Wall fixing plate*

67

S
I
Y
Z

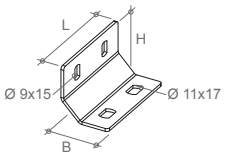

He= altezza nominale passerella
He= cable tray nominal height

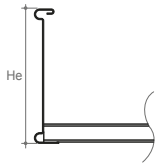

S I Y	Codice/ Code	S mm	♙ kg/pz	B mm	H mm	He mm	L mm
C2 ¤	67ADB050Q	3,0	0,20	50	50	125÷200	100

♙ kg/pz	S mm	Z	Codice/ Code
0,21	3,0	C2 Z	67ADB050Q

Bulloneria di fissaggio M8 non inclusa / *M8 fixing hardware not included*
¤ Scegli il materiale/ *Choose the material*

BLOCCA PASSERELLA *Side profile locking device*

98H

S
I
Y
Z

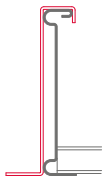

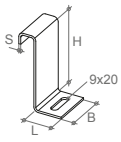

S I Y	Codice/ Code	S mm	♙ kg/pz	B mm	H mm	L mm
C2 ¤	98H5X125Q	3,0	0,20	40	125	28
C2 ¤	98H5X150Q	3,0	0,22	40	150	28
C2 ¤	98H5X200Q	3,0	0,27	40	200	28

♙ kg/pz	S mm	Z	Codice/ Code
0,21	3,0	C2 Z	98H5X125Q
0,23	3,0	C2 Z	98H5X150Q
0,28	3,0	C2 Z	98H5X200Q

Bulloneria di fissaggio M8 non inclusa / *M8 fixing hardware not included*
Nota: non consente l'installazione del coperchio / *Note: It does not allow the installation of cover*
¤ Scegli il materiale/ *Choose the material*

STANDARD					
S	Zincato Sendzimir *Pre-galvanized Sendzimir*	I	Acciaio Inox AISI 304 *AISI 304 Stainless steel*	Y	Acciaio Inox AISI 316L *AISI 316L Stainless steel*
Z	Zincato a caldo dopo lavorazione *Hot-dip galvanized after manufacture*	J	AISI 304 Decontaminato *AISI 304 Decontamined*	N	AISI 316L Decontaminato *AISI 316L Decontamined*

VARIANT			
V	Sendzimir con Verniciatura RAL 5012 *Sendzimir with RAL 5012 Painted*	A	Lega di alluminio *Aluminium alloy*
W	Zinc. a c. con Verniciatura RAL 5012 *Hot-dip galv. with RAL 5012 Painted*	B	Lega di alluminio anodizzato *Aluminium alloy anodized*

BLOCCA COPERCHIO AD OMEGA DI SICUREZZA *Security omega cover clamp*

98A 98B

S I Y Z



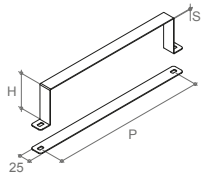

B = 180÷630

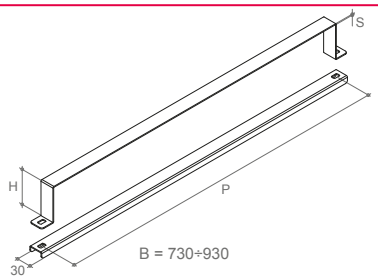

B = 730÷930

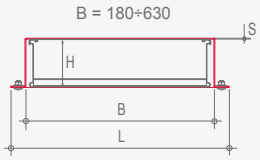

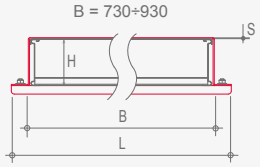

S I Y Codice/ Code	S mm	♙ kg/pz	B mm	H mm	L mm	P mm			♙ kg/pz	S mm	Z Codice/ Code
C2 ¤ 98AZE150K	1,5	0,21	180	124	230	205			0,22	1,5	C2 Z 98AZE150K
C2 ¤ 98AZE200K	1,5	0,24	230	124	280	255			0,25	1,5	C2 Z 98AZE200K
C2 ¤ 98AZE300K	1,5	0,30	330	124	380	355			0,31	1,5	C2 Z 98AZE300K
C2 ¤ 98AZE400K	1,5	0,36	430	124	480	455			0,38	1,5	C2 Z 98AZE400K
C2 ¤ 98AZE450K	1,5	0,39	480	124	530	505			0,41	1,5	C2 Z 98AZE450K
C2 ¤ 98AZE500K	1,5	0,41	530	124	580	555			0,44	1,5	C2 Z 98AZE500K
C2 ¤ 98AZE600K	1,5	0,47	630	124	680	655			0,50	1,5	C2 Z 98AZE600K
C2 ¤ 98BZE700M	2,0	1,11	730	124	790	760			1,16	2,0	C2 Z 98BZE700M
C2 ¤ 98BZE750M	2,0	1,17	780	124	840	810			1,22	2,0	C2 Z 98BZE750M
C2 ¤ 98BZE800M	2,0	1,23	830	124	890	860			1,28	2,0	C2 Z 98BZE800M
C2 ¤ 98BZE900M	2,0	1,36	930	124	990	960			1,42	2,0	C2 Z 98BZE900M
C2 ¤ 98AZF150K	1,5	0,22	180	149	230	205			0,24	1,5	C2 Z 98AZF150K
C2 ¤ 98AZF200K	1,5	0,25	230	149	280	255			0,27	1,5	C2 Z 98AZF200K
C2 ¤ 98AZF300K	1,5	0,31	330	149	380	355			0,33	1,5	C2 Z 98AZF300K
C2 ¤ 98AZF400K	1,5	0,37	430	149	480	455			0,39	1,5	C2 Z 98AZF400K
C2 ¤ 98AZF450K	1,5	0,40	480	149	530	505			0,42	1,5	C2 Z 98AZF450K
C2 ¤ 98AZF500K	1,5	0,43	530	149	580	555			0,45	1,5	C2 Z 98AZF500K
C2 ¤ 98AZF600K	1,5	0,49	630	149	680	655			0,52	1,5	C2 Z 98AZF600K
C2 ¤ 98BZF700M	2,0	1,13	730	149	790	760			1,18	2,0	C2 Z 98BZF700M
C2 ¤ 98BZF750M	2,0	1,19	780	149	840	810			1,24	2,0	C2 Z 98BZF750M
C2 ¤ 98BZF800M	2,0	1,26	830	149	890	860			1,31	2,0	C2 Z 98BZF800M
C2 ¤ 98BZF900M	2,0	1,38	930	149	990	960			1,44	2,0	C2 Z 98BZF900M
C2 ¤ 98AZN200K	1,5	0,28	230	199	280	255			0,30	1,5	C2 Z 98AZN200K
C2 ¤ 98AZN300K	1,5	0,34	330	199	380	355			0,36	1,5	C2 Z 98AZN300K
C2 ¤ 98AZN400K	1,5	0,40	430	199	480	455			0,42	1,5	C2 Z 98AZN400K
C2 ¤ 98AZN450K	1,5	0,43	480	199	530	505			0,45	1,5	C2 Z 98AZN450K
C2 ¤ 98AZN500K	1,5	0,49	530	199	580	555			0,49	1,5	C2 Z 98AZN500K
C2 ¤ 98AZN600K	1,5	0,52	630	199	680	655			0,55	1,5	C2 Z 98AZN600K
C2 ¤ 98BZN700M	2,0	1,18	730	199	790	760			1,23	2,0	C2 Z 98BZN700M
C2 ¤ 98BZN750M	2,0	1,24	780	199	840	810			1,29	2,0	C2 Z 98BZN750M
C2 ¤ 98BZN800M	2,0	1,30	830	199	890	860			1,36	2,0	C2 Z 98BZN800M
C2 ¤ 98BZN900M	2,0	1,43	930	199	990	960			1,49	2,0	C2 Z 98BZN900M

Bulloneria di fissaggio M6 non inclusa / *M6 fixing hardware not included*

¤ Scegli il materiale/ *Choose the material*

BARRETTA DI TERRA PER COLLEGAMENTO EQUIPOTENZIALE COPERCHI *Earthing bar for covers equipotential connection*

62 SERIE 3 S I Y R

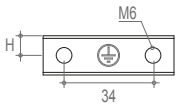

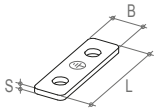

S I Y Codice/ Code	S mm	♙ kg/pz	B mm	H mm	L mm				♙ kg/pz	S mm	R Codice/ Code
A3 ¤ 62X1X015M	2,0	0,02	15	7,5	50				0,02	2,0	A3 R 62X1X015M

Completo di n° 2 viti testa bombata a doppio intaglio M6x6 / *Complete with no. 2 M6x6 double slotted convex head screws*

¤ Scegli il materiale/ *Choose the material*

STANDARD						
S	Zincato Sendzimir *Pre-galvanized Sendzimir*	I	Acciaio Inox AISI 304 *AISI 304 Stainless steel*	Y	Acciaio Inox AISI 316L *AISI 316L Stainless steel*
Z	Zincato a caldo dopo lavorazione *Hot-dip galvanized after manufacture*	J	AISI 304 Decontaminato *AISI 304 Decontamined*	N	AISI 316L Decontaminato *AISI 316L Decontamined*

VARIANT			
V	Sendzimir con Verniciatura RAL 5012 *Sendzimir with RAL 5012 Painted*	A	Lega di alluminio *Aluminium alloy*
W	Zinc. a c. con Verniciatura RAL 5012 *Hot-dip galv. with RAL 5012 Painted*	B	Lega di alluminio anodizzato *Aluminium alloy anodized*

BLOCCA PASSERELLA A TRAVERSINI *Cable ladder locking device*

84

I

Y

Z

I Y Codice/ Code	S mm	♙ kg/pz	B mm	H mm					♙ kg/pz	S mm	Z Codice/ Code
B2 ¤ 84XXX040M	2,0	0,03	55	40					0,03	2,0	B2 Z 84XXX040M
B2 ¤ 84XXX050M	2,0	0,04	55	50					0,04	2,0	B2 Z 84XXX050M

¤ Scegli il materiale/ *Choose the material*

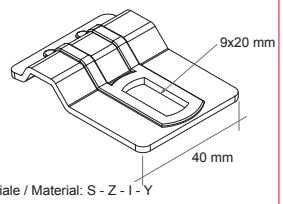

Materiale / Material: S - Z - I - Y

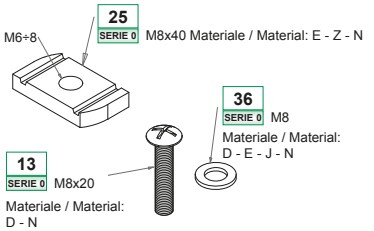

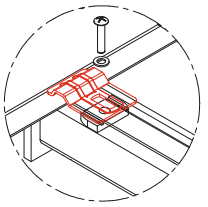

Profili e mensole / Channels and brackets: UR1

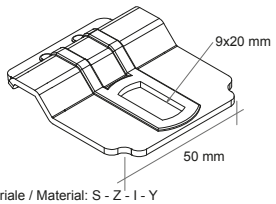

Materiale / Material: S - Z - I - Y

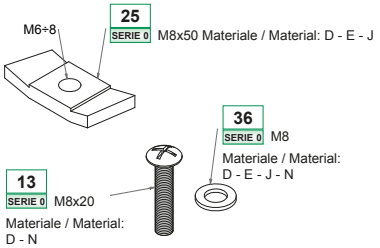

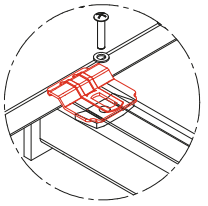

Profili e mensole / Channels and brackets: UR2

BLOCCA / GUIDA PASSERELLA A TRAVE *Hold down clamp / expansion guide for rack fixing*

85

I

Y

D

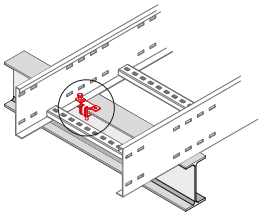

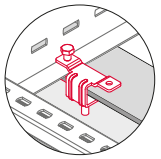

Blocca / *Hold down clamp*

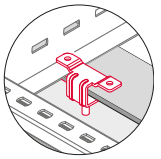

Guida / *Expansion guide*

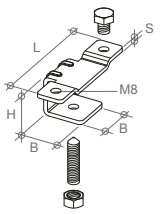

I Codice/ Code	S mm	♙ kg/pz	B mm	H mm	L mm				♙ kg/pz	S mm	Y Codice/ Code
B2 I 85JXG090Q1J02	3,0	0,18	30	30	86				0,18	3,0	B2 Y 85JXG090Q1N02

D Codice/ Code	S mm	♙ kg/pz	B mm	H mm	L mm			
B2 D 85JXG090Q1D02	3,0	0,18	30	30	86			

Bulloneria di fissaggio M8 inclusa / *M8 fixing hardware included*

STANDARD						
S	Zincato Sendzimir *Pre-galvanized Sendzimir*	I	Acciaio Inox AISI 304 *AISI 304 Stainless steel*	Y	Acciaio Inox AISI 316L *AISI 316L Stainless steel*
Z	Zincato a caldo dopo lavorazione *Hot-dip galvanized after manufacture*	J	AISI 304 Decontaminato *AISI 304 Decontamined*	N	AISI 316L Decontaminato *AISI 316L Decontamined*

VARIANT			
V	Sendzimir con Verniciatura RAL 5012 *Sendzimir with RAL 5012 Painted*	A	Lega di alluminio *Aluminium alloy*
W	Zinc. a c. con Verniciatura RAL 5012 *Hot-dip galv. with RAL 5012 Painted*	B	Lega di alluminio anodizzato *Aluminium alloy anodized*

CHIUSURA TERMINALE E/O RIDUZIONE *End element and/or reduction*

24

S

I

Y

Z



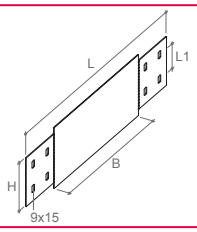

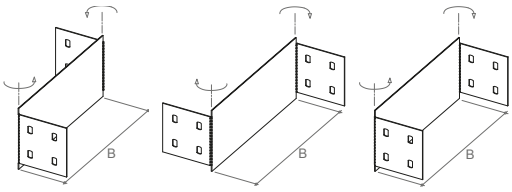

Altre dimensioni a richiesta
Other dimensions on request

S I Y Codice/ Code	S mm	⚖ kg/pz	B mm	H mm	He mm	L mm	L1 mm	⚖ kg/pz	S mm	Z Codice/ Code
C2 ¤ 24AXE150M	2,0	0,59	150	100	125	350	50	0,62	2,0	C2 Z 24AXE150M
C2 ¤ 24AXE200M	2,0	0,69	200	100	125	400	50	0,72	2,0	C2 Z 24AXE200M
C2 ¤ 24AXE300M	2,0	0,89	300	100	125	500	50	0,93	2,0	C2 Z 24AXE300M
C2 ¤ 24AXE400M	2,0	1,08	400	100	125	600	50	1,13	2,0	C2 Z 24AXE400M
C2 ¤ 24AXE450P	2,5	1,48	450	100	125	650	50	1,52	2,5	C2 Z 24AXE450P
C2 ¤ 24AXE500P	2,5	1,60	500	100	125	700	50	1,65	2,5	C2 Z 24AXE500P
C2 ¤ 24AXE600P	2,5	1,84	600	100	125	800	50	1,90	2,5	C2 Z 24AXE600P
C2 ¤ 24AXE700P	2,5	2,09	700	100	125	900	50	2,15	2,5	C2 Z 24AXE700P
C2 ¤ 24AXE750P	2,5	2,21	750	100	125	950	50	2,28	2,5	C2 Z 24AXE750P
C2 ¤ 24AXE800P	2,5	2,33	800	100	125	1000	50	2,40	2,5	C2 Z 24AXE800P
C2 ¤ 24AXE900P	2,5	2,58	900	100	125	1100	50	2,66	2,5	C2 Z 24AXE900P
C2 ¤ 24AXF150M	2,0	0,73	150	125	150	350	75	0,76	2,0	C2 Z 24AXF150M
C2 ¤ 24AXF200M	2,0	0,85	200	125	150	400	75	0,88	2,0	C2 Z 24AXF200M
C2 ¤ 24AXF300M	2,0	1,08	300	125	150	500	75	1,13	2,0	C2 Z 24AXF300M
C2 ¤ 24AXF400M	2,0	1,32	400	125	150	600	75	1,38	2,0	C2 Z 24AXF400M
C2 ¤ 24AXF450P	2,5	1,79	450	125	150	650	75	1,85	2,5	C2 Z 24AXF450P
C2 ¤ 24AXF500P	2,5	1,94	500	125	150	700	75	2,00	2,5	C2 Z 24AXF500P
C2 ¤ 24AXF600P	2,5	2,24	600	125	150	800	75	2,30	2,5	C2 Z 24AXF600P
C2 ¤ 24AXF700P	2,5	2,53	700	125	150	900	75	2,61	2,5	C2 Z 24AXF700P
C2 ¤ 24AXF750P	2,5	2,68	750	125	150	950	75	2,76	2,5	C2 Z 24AXF750P
C2 ¤ 24AXF800P	2,5	2,82	800	125	150	1000	75	2,91	2,5	C2 Z 24AXF800P
C2 ¤ 24AXF900P	2,5	3,12	900	125	150	1100	75	3,21	2,5	C2 Z 24AXF900P
C2 ¤ 24AXN200M	2,0	1,16	200	175	200	400	125	1,21	2,0	C2 Z 24AXN200M
C2 ¤ 24AXN300M	2,0	1,47	300	175	200	500	125	1,54	2,0	C2 Z 24AXN300M
C2 ¤ 24AXN400M	2,0	1,79	400	175	200	600	125	1,87	2,0	C2 Z 24AXN400M
C2 ¤ 24AXN450P	2,5	2,43	450	175	200	650	125	2,50	2,5	C2 Z 24AXN450P
C2 ¤ 24AXN500P	2,5	2,63	500	175	200	700	125	2,71	2,5	C2 Z 24AXN500P
C2 ¤ 24AXN600P	2,5	3,02	600	175	200	800	125	3,11	2,5	C2 Z 24AXN600P
C2 ¤ 24AXN700P	2,5	3,41	700	175	200	900	125	3,52	2,5	C2 Z 24AXN700P
C2 ¤ 24AXN750P	2,5	3,61	750	175	200	950	125	3,72	2,5	C2 Z 24AXN750P
C2 ¤ 24AXN800P	2,5	3,81	800	175	200	1000	125	3,92	2,5	C2 Z 24AXN800P
C2 ¤ 24AXN900P	2,5	4,20	900	175	200	1100	125	4,32	2,5	C2 Z 24AXN900P

Bulloneria di fissaggio M8 non inclusa / *M8 fixing hardware not included*

¤ Scegli il materiale/ *Choose the material*

USCITA CAVI *Drop out*

74

S

I

Y

Z



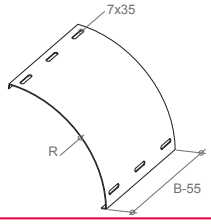

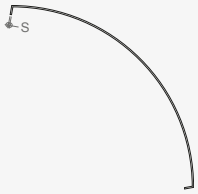

S I Y Codice/ Code	S mm	⚖ kg/pz	B mm	R mm	⚖ kg/pz	S mm	Z Codice/ Code
B2 ¤ 74X2X200K	1,5	0,55	200	200	0,58	1,5	B2 Z 74X2X200K
B2 ¤ 74X2X300K	1,5	0,94	300	200	1,00	1,5	B2 Z 74X2X300K
B2 ¤ 74X2X400K	1,5	1,32	400	200	1,40	1,5	B2 Z 74X2X400K
B2 ¤ 74X2X500K	1,5	1,70	500	200	1,80	1,5	B2 Z 74X2X500K
B2 ¤ 74X2X600K	1,5	2,09	600	200	2,22	1,5	B2 Z 74X2X600K
B2 ¤ 74X2X700M	2,0	3,29	700	200	3,44	2,0	B2 Z 74X2X700M
B2 ¤ 74X2X800M	2,0	3,80	800	200	3,97	2,0	B2 Z 74X2X800M
B2 ¤ 74X2X900M	2,0	4,31	900	200	4,50	2,0	B2 Z 74X2X900M

Bulloneria di fissaggio M6 non inclusa / *M6 fixing hardware not included*

¤ Scegli il materiale/ *Choose the material*

STANDARD					
S	Zincato Sendzimir *Pre-galvanized Sendzimir*	I	Acciaio Inox AISI 304 *AISI 304 Stainless steel*	Y	Acciaio Inox AISI 316L *AISI 316L Stainless steel*
Z	Zincato a caldo dopo lavorazione *Hot-dip galvanized after manufacture*	J	AISI 304 Decontaminato *AISI 304 Decontamined*	N	AISI 316L Decontaminato *AISI 316L Decontamined*

VARIANT			
V	Sendzimir con Verniciatura RAL 5012 *Sendzimir with RAL 5012 Painted*	A	Lega di alluminio *Aluminium alloy*
W	Zinc. a c. con Verniciatura RAL 5012 *Hot-dip galv. with RAL 5012 Painted*	B	Lega di alluminio anodizzato *Aluminium alloy anodized*

ESEMPI DI MONTAGGIO *Installation examples*

63 *Giunto snodato verticale - Vertical hinged joint*

90 *Treccia di massa - Bonding jumper*

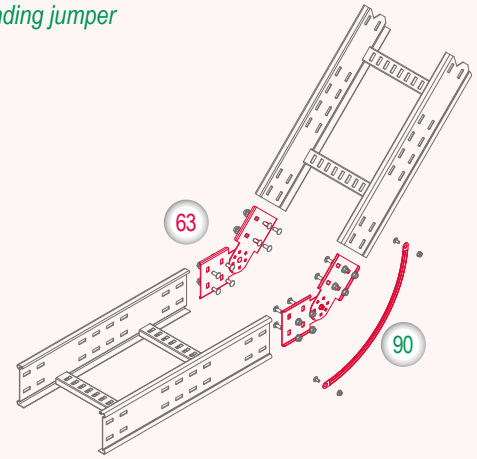

65 *Giunto adattabile orizzontale - Horizontal adjustable joint*

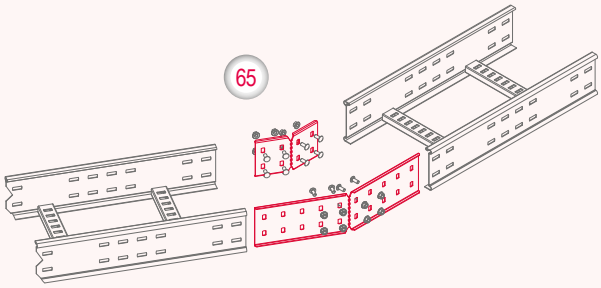

ESEMPI DI MONTAGGIO *Installation examples*

64 *Giunto di espansione - Expansion joint*

90 *Treccia di massa - Bonding jumper*

93 *Alza blocca coperchio - Cover spacer*

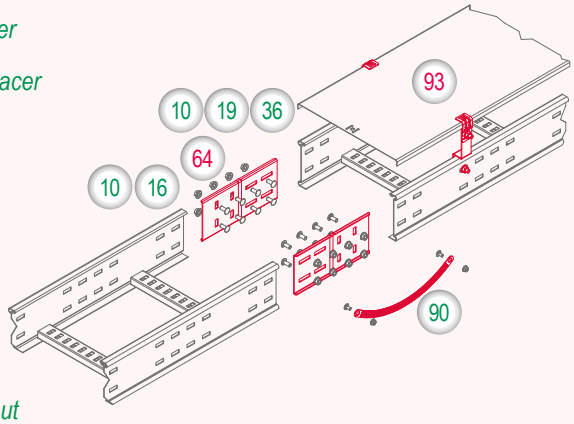

10 *Vite M8x17 - M8x17 screw*

16 *Dado flangiato M8 - M8 flanged nut*

19 *Dado autobloccante M8 - M8 self-locking nut*

36 *Rondella piana - Plane washer*

66 *Giunto per connessione a T verticale - Vertical T connection joint*

74 *Uscita cavi - Drop out*

90 *Blocca coperchio - Cover clamp*

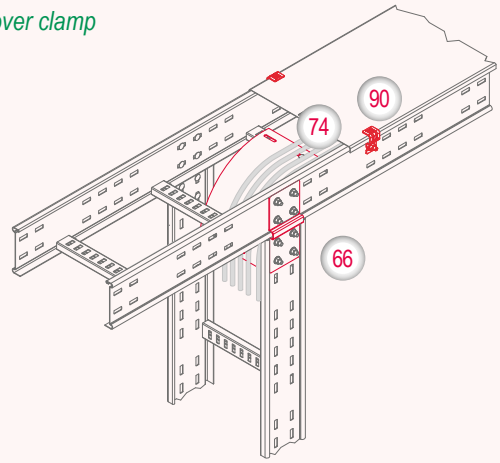

Serie CZ 2 - Saldata o Bullonata

CZ 2 Series - Welded or Bolted

*La passerella serie CZ 2 è disponibile nella versione **CZ 2S** a traversini **saldati** e nella versione **CZ 2B** a traversini **bullonati**. I longheroni hanno il classico bordo rinforzato antitaglio a "ricciolo", lo stesso della serie CZ 1. Il coperchio è disponibile in quattro versioni: normale, autobloccante, ventilato o a spiovente. La serie CZ 2 è completamente personalizzabile in funzione delle specifiche esigenze di ogni cliente.*

*The ladder tray CZ 2 series is available in the version **CZ 2S** with **welded** rungs and in the version **CZ 2B** with **bolted** rungs. The side profiles have the classic, cut-preventing, strengthened rounded edge, the same of the CZ 1 series.The cover is available in four versions: normal, self-locking, ventilated or weathered. The series CZ 2 can be completely personalized depending on the specific necessities of each customer.*

SERIE CZ 2 - SALDATA O BULLONATA: BASI
CZ 2 SERIES - WELDED OR BOLTED: BASES

Caratteristiche standard:
La passerella a traversini saldati serie CZ 2 è composta da longheroni con bordo superiore rinforzato a "ricciolo" ed anti-taglio, lunghezza 3 metri, altezza 75, 100 o 113mm, spessore variabile da 1,2 a 2,0mm in funzione della dimensione, forature di giunzione/ servizio 7x22mm o 7x25mm per il fissaggio con bulloneria M6.
*Nella versione **CZ 2s** i traversini, **saldati** ad interasse 300mm, sono di sezione 50x15 o 50x20mm, con feritoia da 33mm e forature 7x22 o 7x25mm, accessori con raggio interno di 300mm o 500mm.*
*Nella versione **CZ 2B** i traversini sono **bullonati** ad interasse 300mm. Accessori con raggio interno ed esterno di 300mm e semi-giunti saldati, oppure con raggio interno di 500mm.*
*La versione **CZ 2s** è disponibile in acciaio zincato a caldo dopo lavorazione (Z), in acciaio inox aisi 304 decontaminato (J) o 316L decontaminato (N).*
*La versione **CZ 2B** è disponibile in acciaio zincato sendzimir (S), in acciaio inox aisi 304 (I) o 316L (Y). I coperchi, di lunghezza 2 o 3 metri, sono disponibili in varie versioni: normale, autobloccante, ventilato o a spiovente. I coperchi per gli accessori sono forniti con bordo di tipo normale; in abbinamento ai rettilinei sono disponibili anche in versione autobloccante.*
I coperchi ed i separatori sono disponibili in acciaio al carbonio zincato sendzimir (S), in acciaio zincato a caldo dopo lavorazione (Z) o in acciaio inox aisi 304 (I) o 316L (Y).

A richiesta:
- *lunghezza personalizzabile: mm 4000, 6000, etc.*
- *altezza mm 63, 88, 125, 138, 150, etc.*
- *longherone non forato.*
- *esecuzione in spessori maggiori o minori.*
- *base mm, 150, 250, 450, etc.*
- *interasse traversini mm 200, 250, 333, etc.*
- *traversini 40x20mm (vedi pag.23).*
- *accessori con raggio interno mm 450, 600, 900, etc.*
- *versione verniciata (V)(W) o in alluminio (A)(B).*

Standard characteristics:
The ladder tray with welded rungs series CZ 2 is made of side profiles with strengthened, cut-preventing, "return flange" upper rim, length 3 metres, height 75, 100, or 113 mm, thickness going from 1,2 to 2,0 mm depending on the dimension, connection/service holes 7x22 mm or 7x25mm for the fastening with bolts and nuts M6.
*In the version **CZ 2s** the rungs, **welded** at a spacing of 300mm, have a section 50x15 or 50x20 mm, with open side 33 mm and holes 7x22 or 7x25 mm, accessories with internal radius of 300mm or 500mm.*
*In the version **CZ 2B** the rungs are **bolted** at a spacing of 300 mm. Accessories with internal and external radius of 300 mm and welded semi-splice plates, or with internal radius 500 mm.*
*The version **CZ 2s** is available in steel hot-dip galvanized after manufacture (Z), in passivated stainless steel aisi 304 (J) or 316L (N).*
*The version **CZ 2B** is available in sendzimir (S) galvanized steel, in stainless steel aisi 304 (I) or 316L (Y). The covers, with length 2 or 3 metres, are available in various versions: normal, self-locking, ventilated or weathered. The covers for the accessories are supplied with a normal type rim; in combination with the straight elements they are available in the self-locking version as well.*
Covers and separators are available in sendzimir galvanized carbon steel (S) for inside applications, in steel hot-dip galvanized after manufacture (Z) or in stainless steel aisi 304 (I) or 316L (Y).

On Request:
- *customizable length: mm 4000, 6000, etc.*
- *height mm 63, 88, 125, 138, 150, etc.*
- *side profile without holes.*
- *execution in higher or lower thicknesses.*
- *base mm, 150, 250, 450, etc.*
- *rung spacing mm 200, 250, 333, etc.*
- *rungs 40x20 mm (see page 23).*
- *accessories with internal radius mm 450, 600, 900, etc.*
- *painted version (V) (W) or in aluminium (A)(B).*

Passerella **CZ 2s** saldata **CZ 2s** welded cable ladder	
Lunghezza / Length	3,0÷6,0 m
Raggio / Radius	300÷1250 mm
Altezza / Height	60÷150 mm
Base / Base	100÷900 mm
Spessore / Thickness	1,2÷2,0 mm
Passo trav./Rung pitch	300 mm
Materiale / Material	Z/J/N/W/B
Standard & custom range value	

- Bordo rinforzato antitaglio
- Reinforced and cut-preventig rim

- Completamente personalizzabile a richiesta
- Fully customizable on request

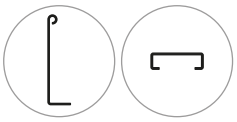

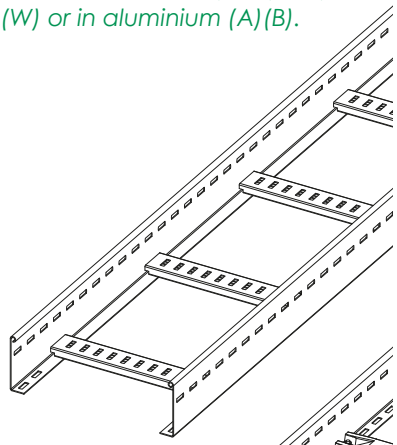

Passerella **CZ 2B** bullonata **CZ 2B** bolted cable ladder	
Materiale / Material	S/Z/I/Y/A

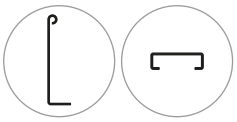

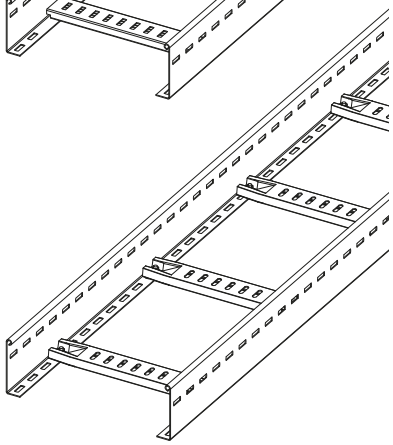

SERIE CZ 2 - SALDATA O BULLONATA: COPERCHI
CZ 2 SERIES - WELDED OR BOLTED: COVERS

Coperchio normale Normal cover	
Lunghezza / Length	2,0÷3,0 m
Raggio / Radius	300÷1250 mm
Altezza / Height	20 mm
Base / Base	100÷900 mm
Spessore / Thickness	0,6÷2,0 mm
Materiale / Material	S/Z/I/Y/V/W/A/B
Standard & custom range value	

- Il coperchio più semplice ed economico
- The simplest and cheapest cover

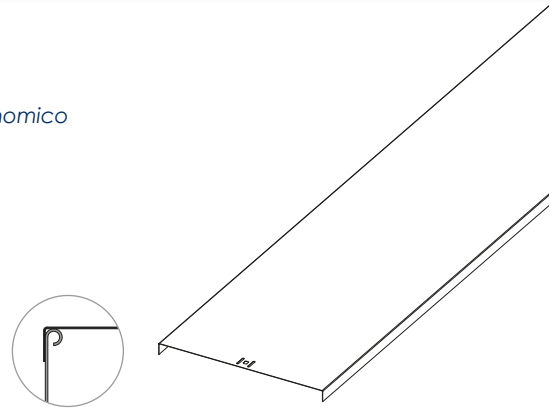

Elementi rettilinei e accessori
Straight elements and accessories

Coperchio autobloccante* Self-locking cover*	
Lunghezza / Length	2,0÷3,0 m
Raggio / Radius	300÷1250 mm
Altezza / Height	15 mm
Base / Base	100÷600 mm
Spessore / Thickness	0,6÷1,0 mm
Materiale / Material	S/Z/I/Y/V/W
Standard & custom range value	

* Non disponibile per basi con bordo tipo RD 2
* Not available for bases with rim type RD 2

- Coperchio autobloccante
- Self-locking cover

Elementi rettilinei
Straight elements

Accessori
Accessories

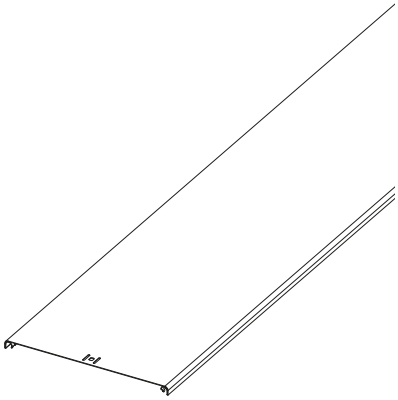

Coperchio ventilato Ventilated cover	
Lunghezza / Length	2,0÷3,0 m
Raggio / Radius	300÷1250 mm
Altezza / Height	20 mm
Base / Base	100÷900 mm
Spessore / Thickness	0,6÷2,0 mm
Materiale / Material	S/Z/I/Y/V/W/A/B
Standard & custom range value	

- Migliora la ventilazione dei cavi
- Improve ventilation cables

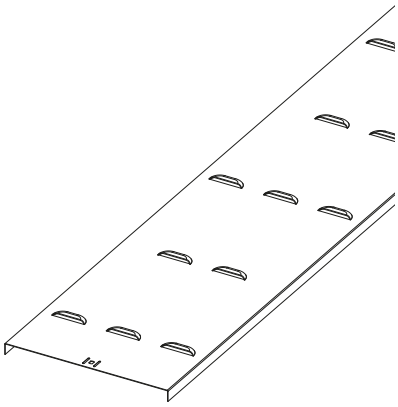

Coperchio a spiovente Peaked cover	
Lunghezza / Length	2,0÷3,0 m
Raggio / Radius	300÷1250 mm
Altezza / Height	20 mm
Base / Base	100÷900 mm
Spessore / Thickness	0,6÷2,0 mm
Materiale / Material	S/Z/I/Y/V/W/A/B
Standard & custom range value	

- Evita il ristagno di liquidi
- Prevent water retention

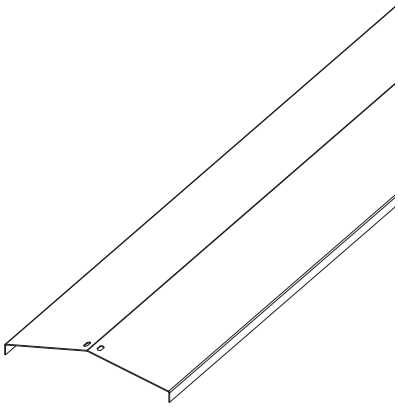

SERIE CZ 2 IN ACCIAIO AL CARBONIO - SALDATA O BULLONATA: CAPACITA' DI CARICO
CZ 2 CARBON STEEL SERIES - WELDED OR BOLTED: LOAD CAPACITY

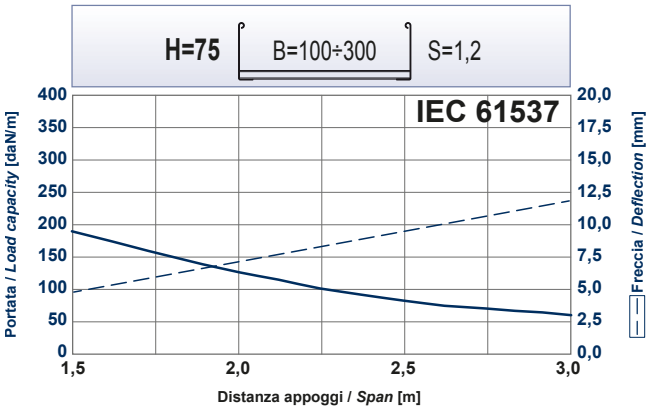

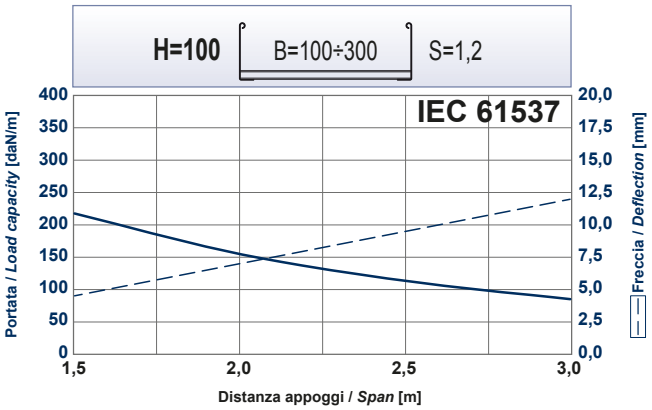

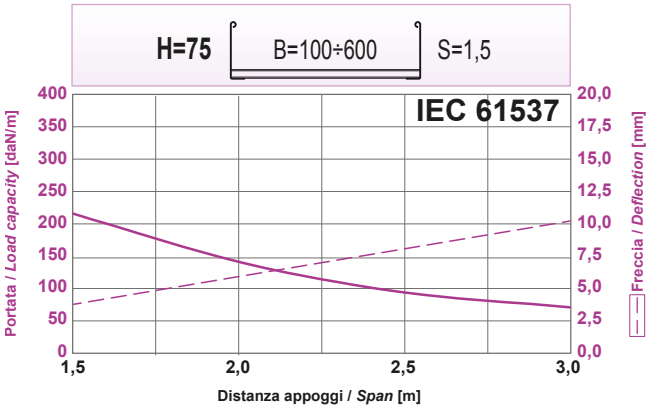

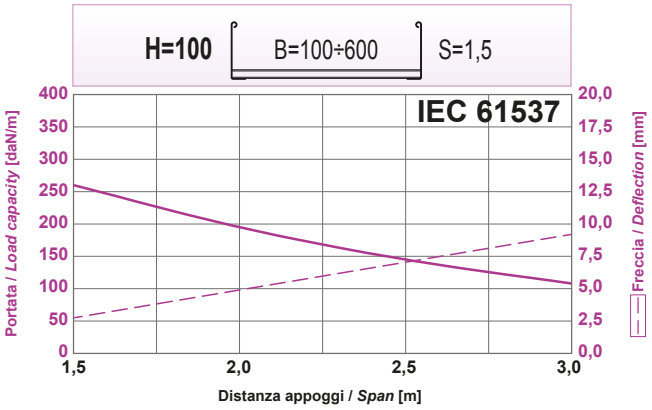

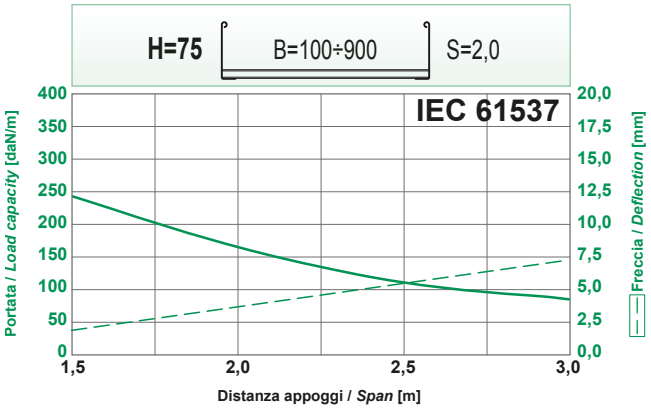

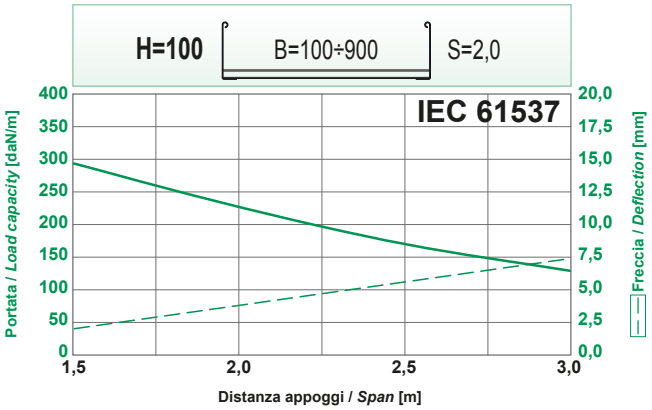

Le portate indicate sono relative ad elementi rettilinei di lunghezza maggiore o uguale alla distanza appoggi.
The load capacities shown concern straight elements with a length equal to or higher than the distance between supports.

Per maggiori dettagli sulla lettura dei grafici consultare pag. 20
For more details on how to read the graphs, please see page 20

NOTE	
	1 daN = 10 N = 1,0197 kg = 2.2481 lb
	1 m = 1.094 yd = 3.281 ft = 39.37 in

SERIE CZ 2 IN ACCIAIO AL CARBONIO - SALDATA O BULLONATA: CAPACITA' DI CARICO
CZ 2 CARBON STEEL SERIES - WELDED OR BOLTED: LOAD CAPACITY

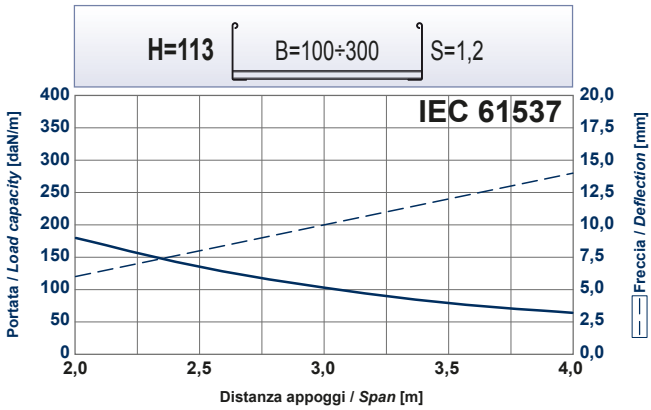

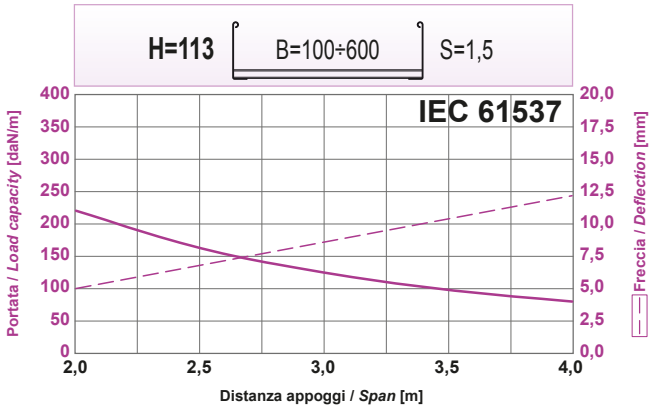

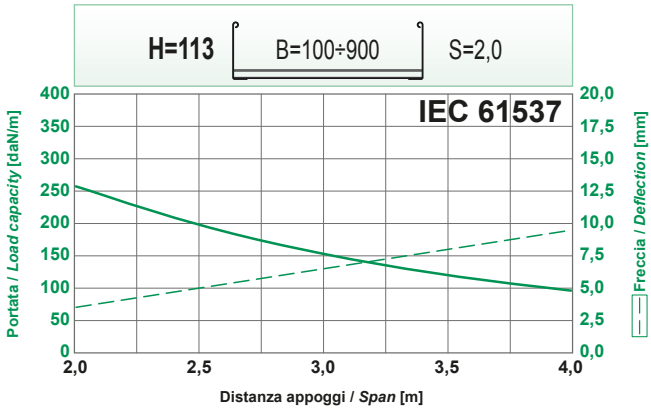

Le portate indicate sono relative ad elementi rettilinei di lunghezza maggiore o uguale alla distanza appoggi.
The load capacities shown concern straight elements with a length equal to or higher than the distance between supports.

Per maggiori dettagli sulla lettura dei grafici consultare pag. 20
For more details on how to read the graphs, please see page 20

NOTE	1 daN = 10 N = 1,0197 kg = 2.2481 lb 1 m = 1.094 yd = 3.281 ft = 39.37 in

ELEMENTO RETTILINEO CZ 2s SALDATO - L= 3000 mm *CZ 2s Welded straight element*

01

J

N

Z

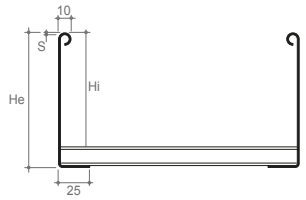

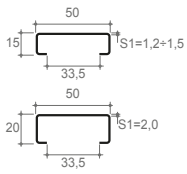

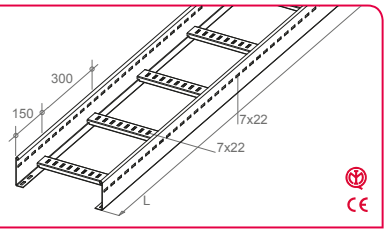

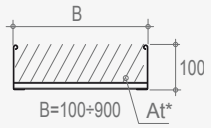

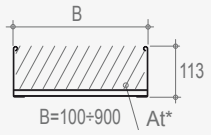

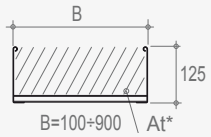

* At: sezione utile / Useful cross-section

J N	Codice/ Code	S mm	Δ kg/m	B mm	He mm	Hi mm	L mm	S1 mm	At cm²	Δ kg/m	S mm	Z	Codice/ Code
B2 ¤	01B3C100HH10	1,2	2,32	100	75	60	3000	1,2	60	2,49	1,2	B2 Z	01B3C100HH10
B2 ¤	01B3C200HH10	1,2	2,56	200	75	60	3000	1,2	120	2,75	1,2	B2 Z	01B3C200HH10
B2 ¤	01B3C300HH10	1,2	2,79	300	75	60	3000	1,2	180	3,00	1,2	B2 Z	01B3C300HH10
B2 ¤	01B3C100KK10	1,5	3,07	100	75	60	3000	1,5	60	2,90	1,5	B2 Z	01B3C100KK10
B2 ¤	01B3C200KK10	1,5	3,39	200	75	60	3000	1,5	120	3,19	1,5	B2 Z	01B3C200KK10
B2 ¤	01B3C300KK10	1,5	3,70	300	75	60	3000	1,5	180	3,49	1,5	B2 Z	01B3C300KK10
B2 ¤	01B3C400KK10	1,5	3,79	400	75	60	3000	1,5	240	4,02	1,5	B2 Z	01B3C400KK10
B2 ¤	01B3C500KK10	1,5	4,09	500	75	60	3000	1,5	300	4,33	1,5	B2 Z	01B3C500KK10
B2 ¤	01B3C600KK10	1,5	4,39	600	75	60	3000	1,5	360	4,65	1,5	B2 Z	01B3C600KK10
B2 ¤	01B3C700MM10	2,0	6,59	700	75	55	3000	2,0	385	6,89	2,0	B2 Z	01B3C700MM10
B2 ¤	01B3C800MM10	2,0	7,04	800	75	55	3000	2,0	440	7,36	2,0	B2 Z	01B3C800MM10
B2 ¤	01B3C900MM10	2,0	7,49	900	75	55	3000	2,0	495	7,83	2,0	B2 Z	01B3C900MM10
B2 ¤	01B3D100HH10	1,2	2,79	100	100	85	3000	1,2	85	3,00	1,2	B2 Z	01B3D100HH10
B2 ¤	01B3D200HH10	1,2	3,03	200	100	85	3000	1,2	170	3,25	1,2	B2 Z	01B3D200HH10
B2 ¤	01B3D300HH10	1,2	3,26	300	100	85	3000	1,2	255	3,51	1,2	B2 Z	01B3D300HH10
B2 ¤	01B3D100KK10	1,5	3,69	100	100	85	3000	1,5	85	3,48	1,5	B2 Z	01B3D100KK10
B2 ¤	01B3D200KK10	1,5	4,01	200	100	85	3000	1,5	170	3,78	1,5	B2 Z	01B3D200KK10
B2 ¤	01B3D300KK10	1,5	4,33	300	100	85	3000	1,5	255	4,08	1,5	B2 Z	01B3D300KK10
B2 ¤	01B3D400KK10	1,5	4,38	400	100	85	3000	1,5	340	4,64	1,5	B2 Z	01B3D400KK10
B2 ¤	01B3D500KK10	1,5	4,68	500	100	85	3000	1,5	425	4,96	1,5	B2 Z	01B3D500KK10
B2 ¤	01B3D600KK10	1,5	4,98	600	100	85	3000	1,5	510	5,28	1,5	B2 Z	01B3D600KK10
B2 ¤	01B3D700MM10	2,0	7,38	700	100	80	3000	2,0	560	7,71	2,0	B2 Z	01B3D700MM10
B2 ¤	01B3D800MM10	2,0	7,83	800	100	80	3000	2,0	640	8,18	2,0	B2 Z	01B3D800MM10
B2 ¤	01B3D900MM10	2,0	8,27	900	100	80	3000	2,0	720	8,65	2,0	B2 Z	01B3D900MM10
B2 ¤	01B3J100HH10	1,2	3,02	100	113	98	3000	1,2	98	3,25	1,2	B2 Z	01B3J100HH10
B2 ¤	01B3J200HH10	1,2	3,26	200	113	98	3000	1,2	196	3,51	1,2	B2 Z	01B3J200HH10
B2 ¤	01B3J300HH10	1,2	3,50	300	113	98	3000	1,2	294	3,76	1,2	B2 Z	01B3J300HH10
B2 ¤	01B3J100KK10	1,5	4,01	100	113	98	3000	1,5	98	3,78	1,5	B2 Z	01B3J100KK10
B2 ¤	01B3J200KK10	1,5	4,32	200	113	98	3000	1,5	196	4,08	1,5	B2 Z	01B3J200KK10
B2 ¤	01B3J300KK10	1,5	4,64	300	113	98	3000	1,5	294	4,38	1,5	B2 Z	01B3J300KK10
B2 ¤	01B3J400KK10	1,5	4,67	400	113	98	3000	1,5	392	4,96	1,5	B2 Z	01B3J400KK10
B2 ¤	01B3J500KK10	1,5	4,97	500	113	98	3000	1,5	490	5,27	1,5	B2 Z	01B3J500KK10
B2 ¤	01B3J600KK10	1,5	5,27	600	113	98	3000	1,5	588	5,59	1,5	B2 Z	01B3J600KK10
B2 ¤	01B3J700MM10	2,0	7,77	700	113	93	3000	2,0	651	8,12	2,0	B2 Z	01B3J700MM10
B2 ¤	01B3J800MM10	2,0	8,22	800	113	93	3000	2,0	744	8,59	2,0	B2 Z	01B3J800MM10
B2 ¤	01B3J900MM10	2,0	8,67	900	113	93	3000	2,0	837	9,06	2,0	B2 Z	01B3J900MM10

Lunghezza personalizzabile / *Possible customized length*

¤ Scegli il materiale/ *Choose the material*

STANDARD						
S	Zincato Sendzimir *Pre-galvanized Sendzimir*	I	Acciaio Inox AISI 304 *AISI 304 Stainless steel*	Y	Acciaio Inox AISI 316L *AISI 316L Stainless steel*
Z	Zincato a caldo dopo lavorazione *Hot-dip galvanized after manufacture*	J	AISI 304 Decontaminato *AISI 304 Decontamined*	N	AISI 316L Decontaminato *AISI 316L Decontamined*

VARIANT			
V	Sendzimir con Verniciatura RAL 5012 *Sendzimir with RAL 5012 Painted*	A	Lega di alluminio *Aluminium alloy*
W	Zinc. a c. con Verniciatura RAL 5012 *Hot-dip galv. with RAL 5012 Painted*	B	Lega di alluminio anodizzato *Aluminium alloy anodized*

ELEMENTO RETTILINEO CZ 2B BULLONATO - L= 3000 mm *CZ 2B bolted straight element*

02

S I Y Z

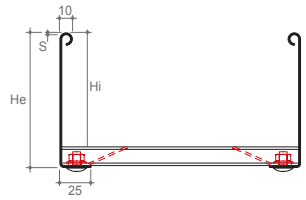

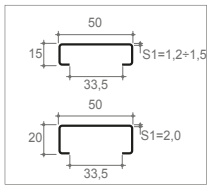

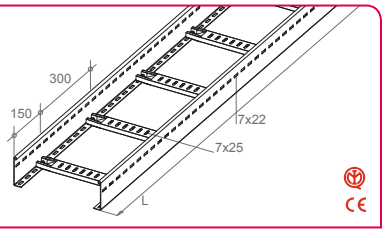

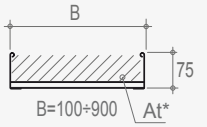

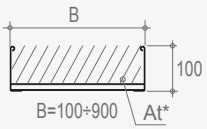

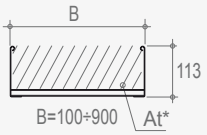

* At: sezione utile / Useful cross-section

S I Y	Codice/ Code	S mm	Δ kg/m	B mm	He mm	Hi mm	L mm	S1 mm	At cm²	Δ kg/m	S mm	Z	Codice/ Code
A2 ¤	02B3C100HH10	1,2	2,27	100	75	60	3000	1,2	60	2,44	1,2	A2 Z	02B3C100HH10
A2 ¤	02B3C200HH10	1,2	2,51	200	75	60	3000	1,2	120	2,70	1,2	A2 Z	02B3C200HH10
A2 ¤	02B3C300HH10	1,2	2,74	300	75	60	3000	1,2	180	2,95	1,2	A2 Z	02B3C300HH10
A2 ¤	02B3C400KK10	1,5	3,71	400	75	60	3000	1,5	240	3,93	1,5	A2 Z	02B3C400KK10
A2 ¤	02B3C500KK10	1,5	4,01	500	75	60	3000	1,5	300	4,25	1,5	A2 Z	02B3C500KK10
A2 ¤	02B3C600KK10	1,5	4,30	600	75	60	3000	1,5	360	4,56	1,5	A2 Z	02B3C600KK10
A2 ¤	02B3C700MM10	2,0	6,11	700	75	55	3000	2,0	385	6,39	2,0	A2 Z	02B3C700MM10
A2 ¤	02B3C800MM10	2,0	6,51	800	75	55	3000	2,0	440	6,80	2,0	A2 Z	02B3C800MM10
A2 ¤	02B3C900MM10	2,0	6,90	900	75	55	3000	2,0	495	7,21	2,0	A2 Z	02B3C900MM10
A2 ¤	02B3D100HH10	1,2	2,74	100	100	85	3000	1,2	85	2,95	1,2	A2 Z	02B3D100HH10
A2 ¤	02B3D200HH10	1,2	2,98	200	100	85	3000	1,2	170	3,20	1,2	A2 Z	02B3D200HH10
A2 ¤	02B3D300HH10	1,2	3,21	300	100	85	3000	1,2	255	3,46	1,2	A2 Z	02B3D300HH10
A2 ¤	02B3D400KK10	1,5	4,30	400	100	85	3000	1,5	340	4,56	1,5	A2 Z	02B3D400KK10
A2 ¤	02B3D500KK10	1,5	4,60	500	100	85	3000	1,5	425	4,87	1,5	A2 Z	02B3D500KK10
A2 ¤	02B3D600KK10	1,5	4,89	600	100	85	3000	1,5	510	5,19	1,5	A2 Z	02B3D600KK10
A2 ¤	02B3D700MM10	2,0	6,90	700	100	80	3000	2,0	560	7,21	2,0	A2 Z	02B3D700MM10
A2 ¤	02B3D800MM10	2,0	7,29	800	100	80	3000	2,0	640	7,62	2,0	A2 Z	02B3D800MM10
A2 ¤	02B3D900MM10	2,0	7,69	900	100	80	3000	2,0	720	8,03	2,0	A2 Z	02B3D900MM10
A2 ¤	02B3J100HH10	1,2	2,98	100	113	98	3000	1,2	98	3,20	1,2	A2 Z	02B3J100HH10
A2 ¤	02B3J200HH10	1,2	3,21	200	113	98	3000	1,2	196	3,45	1,2	A2 Z	02B3J200HH10
A2 ¤	02B3J300HH10	1,2	3,45	300	113	98	3000	1,2	294	3,71	1,2	A2 Z	02B3J300HH10
A2 ¤	02B3J400KK10	1,5	4,59	400	113	98	3000	1,5	392	4,87	1,5	A2 Z	02B3J400KK10
A2 ¤	02B3J500KK10	1,5	4,89	500	113	98	3000	1,5	490	5,18	1,5	A2 Z	02B3J500KK10
A2 ¤	02B3J600KK10	1,5	5,19	600	113	98	3000	1,5	588	5,50	1,5	A2 Z	02B3J600KK10
A2 ¤	02B3J700MM10	2,0	7,29	700	113	93	3000	2,0	651	7,62	2,0	A2 Z	02B3J700MM10
A2 ¤	02B3J800MM10	2,0	7,68	800	113	93	3000	2,0	744	8,03	2,0	A2 Z	02B3J800MM10
A2 ¤	02B3J900MM10	2,0	8,08	900	113	93	3000	2,0	837	8,44	2,0	A2 Z	02B3J900MM10

Lunghezza personalizzabile / *Possible customized length*

¤ Scegli il materiale/ *Choose the material*

TERMINALE DI PROTEZIONE IN PE *PE end cap*

03

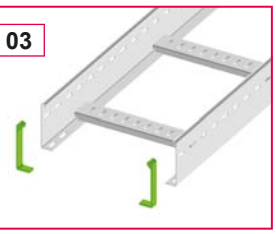

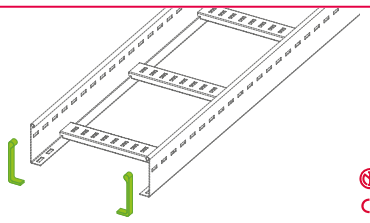

Codice/ Code		Δ kg/m		H mm				
B2X03BXC		0,01		75				
B2X03BXI		0,01		85				
B2X03BXD		0,01		100				
B2X03BXJ		0,01		110				
B2X03BXE		0,02		125				
B2X03BXF		0,02		150				

Fornito a coppia / *Supplied in pairs*

STANDARD	S	Zincato Sendzimir *Pre-galvanized Sendzimir*	I	Acciaio Inox AISI 304 *AISI 304 Stainless steel*	Y	Acciaio Inox AISI 316L *AISI 316L Stainless steel*	
	Z	Zincato a caldo dopo lavorazione *Hot-dip galvanized after manufacture*	J	AISI 304 Decontaminato *AISI 304 Decontamined*	N	AISI 316L Decontaminato *AISI 316L Decontamined*	

VARIANT	V	Sendzimir con Verniciatura RAL 5012 *Sendzimir with RAL 5012 Painted*	
	W	Zinc. a c. con Verniciatura RAL 5012 *Hot-dip galv. with RAL 5012 Painted*	

COPERCHIO *Cover*

05N

S
I
Y
Z



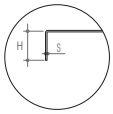

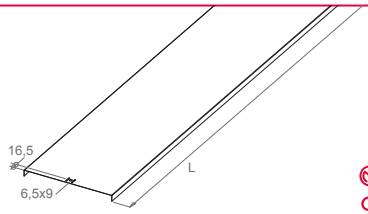

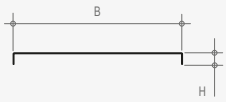

S I Y Codice/ Code	S mm	kg/m	B mm	H mm	L mm	kg/m	S mm	Z Codice/ Code
B2 ¤ 05N3R100B	0,6	0,66	100	20	3000	0,98	0,8	B2 Z 05N3R100D
B2 ¤ 05N3R200B	0,6	1,13	200	20	3000	1,68	0,8	B2 Z 05N3R200D
B2 ¤ 05N3R300B	0,6	1,60	300	20	3000	2,38	0,8	B2 Z 05N3R300D
B2 ¤ 05N3R400D	0,8	2,76	400	20	3000	3,08	0,8	B2 Z 05N3R400D
B2 ¤ 05N3R500D	0,8	3,39	500	20	3000	3,77	0,8	B2 Z 05N3R500D
B2 ¤ 05N3R600D	0,8	4,02	600	20	3000	4,47	0,8	B2 Z 05N3R600D
B2 ¤ 05N3R100F	1,0	1,10	100	20	3000	1,20	1,0	B2 Z 05N3R100F
B2 ¤ 05N3R200F	1,0	1,88	200	20	3000	2,05	1,0	B2 Z 05N3R200F
B2 ¤ 05N3R300F	1,0	2,67	300	20	3000	2,91	1,0	B2 Z 05N3R300F
B2 ¤ 05N3R400F	1,0	3,45	400	20	3000	3,77	1,0	B2 Z 05N3R400F
B2 ¤ 05N3R500F	1,0	4,24	500	20	3000	4,62	1,0	B2 Z 05N3R500F
B2 ¤ 05N3R600F	1,0	5,02	600	20	3000	5,48	1,0	B2 Z 05N3R600F
B2 ¤ 05N3R100H	1,2	1,32	100	20	3000	1,42	1,2	B2 Z 05N3R100H
B2 ¤ 05N3R200H	1,2	2,26	200	20	3000	2,43	1,2	B2 Z 05N3R200H
B2 ¤ 05N3R300H	1,2	3,20	300	20	3000	3,44	1,2	B2 Z 05N3R300H
B2 ¤ 05N3R400H	1,2	4,14	400	20	3000	4,46	1,2	B2 Z 05N3R400H
B2 ¤ 05N3R500H	1,2	5,09	500	20	3000	5,47	1,2	B2 Z 05N3R500H
B2 ¤ 05N3R600H	1,2	6,03	600	20	3000	6,48	1,2	B2 Z 05N3R600H
B2 ¤ 05N2R700K	1,5	8,71	700	20	2000	9,24	1,5	B2 Z 05N2R700K
B2 ¤ 05N2R800K	1,5	9,89	800	20	2000	10,49	1,5	B2 Z 05N2R800K
B2 ¤ 05N2R900K	1,5	11,07	900	20	2000	11,74	1,5	B2 Z 05N2R900K

¤ Scegli il materiale/ *Choose the material*

COPERCHIO AUTOBLOCCANTE *Self-locking cover*

05Q

S
I
Y
Z



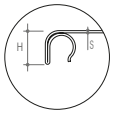

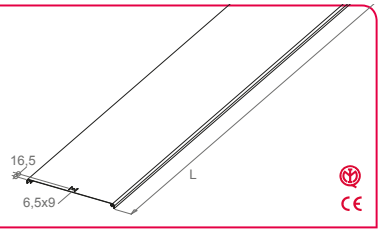

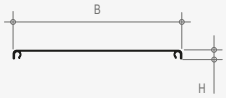

S I Y Codice/ Code	S mm	kg/m	B mm	H mm	L mm	kg/m	S mm	Z Codice/ Code
B2 ¤ 05Q3P100B	0,6	0,92	100	15	3000	1,36	0,8	B2 Z 05Q3P100D
B2 ¤ 05Q3P200B	0,6	1,39	200	15	3000	2,06	0,8	B2 Z 05Q3P200D
B2 ¤ 05Q3P300B	0,6	1,86	300	15	3000	2,76	0,8	B2 Z 05Q3P300D
B2 ¤ 05Q3P400D	0,8	3,11	400	15	3000	4,24	1,0	B2 Z 05Q3P400F
B2 ¤ 05Q3P500D	0,8	3,74	500	15	3000	5,09	1,0	B2 Z 05Q3P500F
B2 ¤ 05Q3P600D	0,8	4,36	600	15	3000	5,95	1,0	B2 Z 05Q3P600F

Non disponibile per basi con bordo tipo RD 2 / *Not available for bases with rim type RD 2*
¤ Scegli il materiale/ *Choose the material*

STANDARD					
S	Zincato Sendzimir *Pre-galvanized Sendzimir*	I	Acciaio Inox AISI 304 *AISI 304 Stainless steel*	Y	Acciaio Inox AISI 316L *AISI 316L Stainless steel*
Z	Zincato a caldo dopo lavorazione *Hot-dip galvanized after manufacture*	J	AISI 304 Decontaminato *AISI 304 Decontamined*	N	AISI 316L Decontaminato *AISI 316L Decontamined*

VARIANT			
V	Sendzimir con Verniciatura RAL 5012 *Sendzimir with RAL 5012 Painted*	A	Lega di alluminio *Aluminium alloy*
W	Zinc. a c. con Verniciatura RAL 5012 *Hot-dip galv. with RAL 5012 Painted*	B	Lega di alluminio anodizzato *Aluminium alloy anodized*

COPERCHIO VENTILATO *Ventilated cover*

06N

S
I
Y
Z

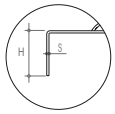

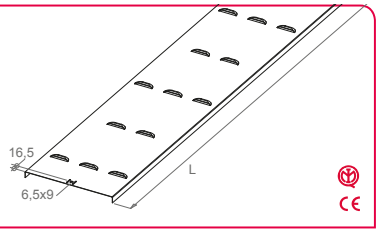

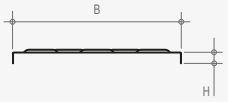

S I Y	Codice/ Code	S mm	A kg/m	B mm	H mm	L mm	A kg/m	S mm	Z	Codice/ Code
B2 ¤	06N3R100F	1,0	1,10	100	20	3000	1,20	1,0	B2 Z	06N3R100F
B2 ¤	06N3R200F	1,0	1,88	200	20	3000	2,05	1,0	B2 Z	06N3R200F
B2 ¤	06N3R300F	1,0	2,67	300	20	3000	2,91	1,0	B2 Z	06N3R300F
B2 ¤	06N3R400F	1,0	3,45	400	20	3000	3,77	1,0	B2 Z	06N3R400F
B2 ¤	06N3R500F	1,0	4,24	500	20	3000	4,62	1,0	B2 Z	06N3R500F
B2 ¤	06N3R600F	1,0	5,02	600	20	3000	5,48	1,0	B2 Z	06N3R600F
B2 ¤	06N2R700K	1,5	8,71	700	20	2000	9,24	1,5	B2 Z	06N2R700K
B2 ¤	06N2R800K	1,5	9,89	800	20	2000	10,49	1,5	B2 Z	06N2R800K
B2 ¤	06N2R900K	1,5	11,07	900	20	2000	11,74	1,5	B2 Z	06N2R900K

¤ Scegli il materiale/ *Choose the material*

COPERCHIO A SPIOVENTE *Weathered cover*

07N

S
I
Y
Z



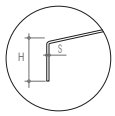

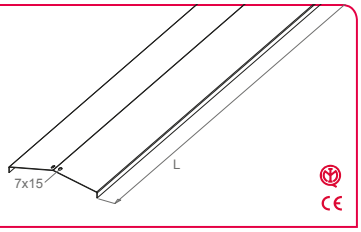

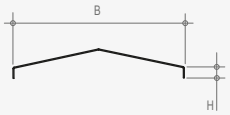

S I Y	Codice/ Code	S mm	A kg/m	B mm	H mm	L mm	A kg/m	S mm	Z	Codice/ Code
B2 ¤	07N3R100F	1,0	1,12	100	20	3000	1,22	1,0	B2 Z	07N3R100F
B2 ¤	07N3R200F	1,0	1,92	200	20	3000	2,09	1,0	B2 Z	07N3R200F
B2 ¤	07N3R300F	1,0	2,72	300	20	3000	2,97	1,0	B2 Z	07N3R300F
B2 ¤	07N3R400F	1,0	3,52	400	20	3000	3,84	1,0	B2 Z	07N3R400F
B2 ¤	07N3R500F	1,0	4,33	500	20	3000	4,72	1,0	B2 Z	07N3R500F
B2 ¤	07N3R600F	1,0	5,13	600	20	3000	5,59	1,0	B2 Z	07N3R600F
B2 ¤	07N2R700K	1,5	8,90	700	20	2000	9,43	1,5	B2 Z	07N2R700K
B2 ¤	07N2R800K	1,5	10,10	800	20	2000	10,71	1,5	B2 Z	07N2R800K
B2 ¤	07N2R900K	1,5	11,31	900	20	2000	11,99	1,5	B2 Z	07N2R900K

¤ Scegli il materiale/ *Choose the material*

FONDO IN LAMIERA FORATA - L= 3000 mm *Perforated sheet steel bottom*

09

S
I
Y
Z



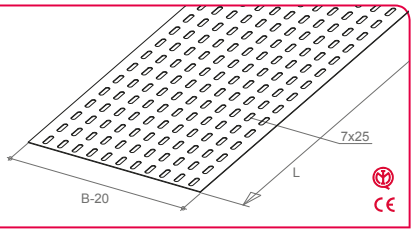

S I Y	Codice/ Code	S mm	A kg/m	B mm			L mm	A kg/m	S mm	Z	Codice/ Code
B2 ¤	09X3X100F	1,0	0,53	100			3000	0,58	1,0	B2 Z	09X3X100F
B2 ¤	09X3X200F	1,0	1,19	200			3000	1,30	1,0	B2 Z	09X3X200F
B2 ¤	09X3X300F	1,0	1,85	300			3000	2,05	1,0	B2 Z	09X3X300F
B2 ¤	09X3X400F	1,0	2,51	400			3000	2,74	1,0	B2 Z	09X3X400F
B2 ¤	09X3X500F	1,0	3,18	500			3000	3,46	1,0	B2 Z	09X3X500F
B2 ¤	09X3X600F	1,0	3,84	600			3000	4,18	1,0	B2 Z	09X3X600F
B2 ¤	09X3X700K	1,5	6,75	700			3000	7,15	1,5	B2 Z	09X3X700K
B2 ¤	09X3X800K	1,5	7,74	800			3000	8,20	1,5	B2 Z	09X3X800K
B2 ¤	09X3X900K	1,5	8,73	900			3000	9,25	1,5	B2 Z	09X3X900K

¤ Scegli il materiale/ *Choose the material*

STANDARD						
S	Zincato Sendzimir *Pre-galvanized Sendzimir*	I	Acciaio Inox AISI 304 *AISI 304 Stainless steel*	Y	Acciaio Inox AISI 316L *AISI 316L Stainless steel*
Z	Zincato a caldo dopo lavorazione *Hot-dip galvanized after manufacture*	J	AISI 304 Decontaminato *AISI 304 Decontamined*	N	AISI 316L Decontaminato *AISI 316L Decontamined*

VARIANT			
V	Sendzimir con Verniciatura RAL 5012 *Sendzimir with RAL 5012 Painted*	A	Lega di alluminio *Aluminium alloy*
W	Zinc. a c. con Verniciatura RAL 5012 *Hot-dip galv. with RAL 5012 Painted*	B	Lega di alluminio anodizzato *Aluminium alloy anodized*

DIVISORIO CHIUSO PER ELEMENTI RETTILINEI *Closed separator for straight elements*

50

S
I
Y
Z



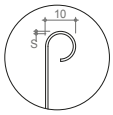

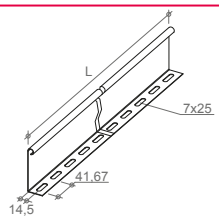

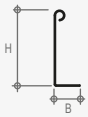

S I Y Codice/ Code	S mm	⅄ kg/m	B mm	H mm	L mm				⅄ kg/m	S mm	Z Codice/ Code
B2 ¤ 50B3B025D	0,8	0,52	27	48	3000				0,85	1,0	B2 Z 50B3B025F
B2 ¤ 50B3C025D	0,8	0,68	27	71	3000				0,93	1,0	B2 Z 50B3C025F
B2 ¤ 50B3I025D	0,8	0,76	27	84	3000				1,14	1,0	B2 Z 50B3I025F

Y Codice/ Code		⅄ kg/pz
B2 Y 86BXX060D		0,02

¤ Scegli il materiale/ *Choose the material*

DIVISORIO CHIUSO PER ACCESSORI ORIZZONTALI *Closed separator for horizontal accessories*

52

S
I
Y
Z

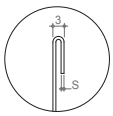

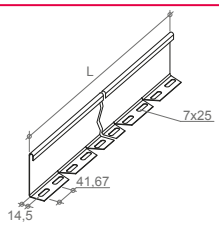

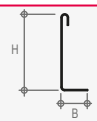

S I Y Codice/ Code	S mm	⅄ kg/m	B mm	H mm	L mm				⅄ kg/m	S mm	Z Codice/ Code
B2 ¤ 52D3B025D	0,8	0,50	27	48	3000				0,82	1,0	B2 Z 52D3B025F
B2 ¤ 52D3C025D	0,8	0,66	27	71	3000				0,93	1,0	B2 Z 52D3C025F
B2 ¤ 52D3I025D	0,8	0,74	27	84	3000				1,04	1,0	B2 Z 52D3I025F

¤ Scegli il materiale/ *Choose the material*

STANDARD						
	S	Zincato Sendzimir *Pre-galvanized Sendzimir*	I	Acciaio Inox AISI 304 *AISI 304 Stainless steel*	Y	Acciaio Inox AISI 316L *AISI 316L Stainless steel*
	Z	Zincato a caldo dopo lavorazione *Hot-dip galvanized after manufacture*	J	AISI 304 Decontaminato *AISI 304 Decontamined*	N	AISI 316L Decontaminato *AISI 316L Decontamined*

VARIANT		
	V	Sendzimir con Verniciatura RAL 5012 *Sendzimir with RAL 5012 Painted*
	W	Zinc. a c. con Verniciatura RAL 5012 *Hot-dip galv. with RAL 5012 Painted*

GIUNTO TRA CURVE R=300 mm *Joint between bends R=300 mm*

03

S

I

Y

Z

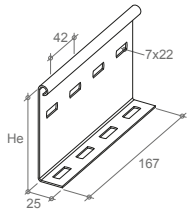

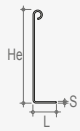

S I Y	Codice/ Code	S mm	⚖ kg/pz	B mm	He mm	L mm				⚖ kg/pz	S mm	Z	Codice/ Code
B2 ¤	03BXC025K0167	1,5	0,21	167	75	25				0,22	1,5	B2 Z	03BXC025K0167
B2 ¤	03BXC025M0167	2,0	0,27	167	75	25				0,28	2,0	B2 Z	03BXC025M0167
B2 ¤	03BXD025K0167	1,5	0,26	167	100	25				0,28	1,5	B2 Z	03BXD025K0167
B2 ¤	03BXD025M0167	2,0	0,35	167	100	25				0,37	2,0	B2 Z	03BXD025M0167
B2 ¤	03BXJ025K0167	1,5	0,28	167	113	25				0,30	1,5	B2 Z	03BXJ025K0167
B2 ¤	03BXJ025M0167	2,0	0,38	167	113	25				0,40	2,0	B2 Z	03BXJ025M0167

Bulloneria di fissaggio M6 non inclusa / *M6 fixing hardware not included*

¤ Scegli il materiale/ *Choose the material*

ESEMPI DI MONTAGGIO *Installation examples*

03 *Giunto tra curve R=300 mm - Joint between bends R=300 mm*

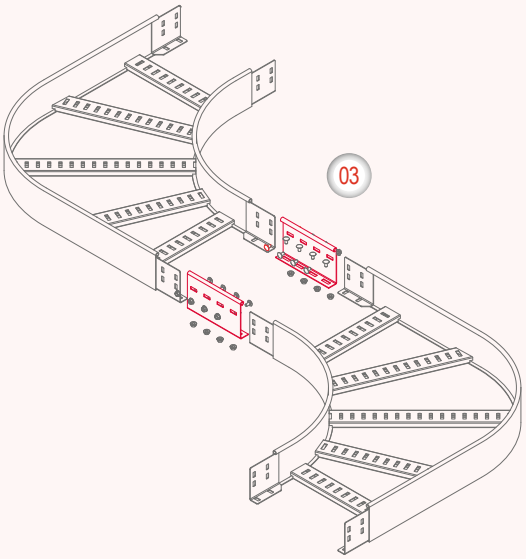

STANDARD						
S	Zincato Sendzimir *Pre-galvanized Sendzimir*	I	Acciaio Inox AISI 304 *AISI 304 Stainless steel*	Y	Acciaio Inox AISI 316L *AISI 316L Stainless steel*
Z	Zincato a caldo dopo lavorazione *Hot-dip galvanized after manufacture*	J	AISI 304 Decontaminato *AISI 304 Decontamined*	N	AISI 316L Decontaminato *AISI 316L Decontamined*

VARIANT			
V	Sendzimir con Verniciatura RAL 5012 *Sendzimir with RAL 5012 Painted*	A	Lega di alluminio *Aluminium alloy*
W	Zinc. a c. con Verniciatura RAL 5012 *Hot-dip galv. with RAL 5012 Painted*	B	Lega di alluminio anodizzato *Aluminium alloy anodized*

CURVA PIANA A 90° SALDATA R=300 mm *Welded 90° horizontal bend*

10B J N Z

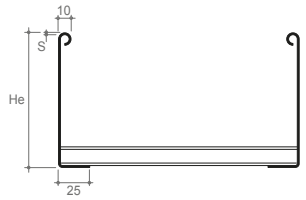

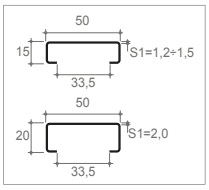

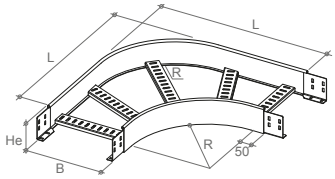

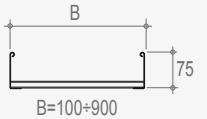

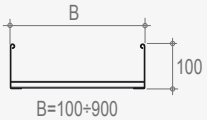

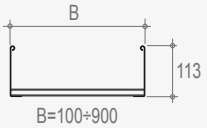

J N Codice/ Code	S mm	kg/pz	B mm	He mm	R mm	S1 mm	L mm	kg/pz	S mm	Z Codice/ Code
B2 ¤ 10B3C100KKS	1,5	2,19	100	75	300	1,5	450	2,32	1,5	B2 Z 10B3C100KKS
B2 ¤ 10B3C200KKS	1,5	2,97	200	75	300	1,5	550	3,15	1,5	B2 Z 10B3C200KKS
B2 ¤ 10B3C300KKS	1,5	3,97	300	75	300	1,5	650	4,21	1,5	B2 Z 10B3C300KKS
B2 ¤ 10B3C400KKS	1,5	4,74	400	75	300	1,5	750	5,03	1,5	B2 Z 10B3C400KKS
B2 ¤ 10B3C500KKS	1,5	6,07	500	75	300	1,5	850	6,43	1,5	B2 Z 10B3C500KKS
B2 ¤ 10B3C600KKS	1,5	6,96	600	75	300	1,5	950	7,37	1,5	B2 Z 10B3C600KKS
B2 ¤ 10B3C700MMS	2,0	12,37	700	75	300	2,0	1050	12,93	2,0	B2 Z 10B3C700MMS
B2 ¤ 10B3C800MMS	2,0	13,82	800	75	300	2,0	1150	14,45	2,0	B2 Z 10B3C800MMS
B2 ¤ 10B3C900MMS	2,0	16,76	900	75	300	2,0	1250	17,52	2,0	B2 Z 10B3C900MMS
B2 ¤ 10B3D100KKS	1,5	2,69	100	100	300	1,5	450	2,85	1,5	B2 Z 10B3D100KKS
B2 ¤ 10B3D200KKS	1,5	3,52	200	100	300	1,5	550	3,74	1,5	B2 Z 10B3D200KKS
B2 ¤ 10B3D300KKS	1,5	4,58	300	100	300	1,5	650	4,86	1,5	B2 Z 10B3D300KKS
B2 ¤ 10B3D400KKS	1,5	5,42	400	100	300	1,5	750	5,74	1,5	B2 Z 10B3D400KKS
B2 ¤ 10B3D500KKS	1,5	6,80	500	100	300	1,5	850	7,21	1,5	B2 Z 10B3D500KKS
B2 ¤ 10B3D600KKS	1,5	7,74	600	100	300	1,5	950	8,21	1,5	B2 Z 10B3D600KKS
B2 ¤ 10B3D700MMS	2,0	13,50	700	100	300	2,0	1050	14,11	2,0	B2 Z 10B3D700MMS
B2 ¤ 10B3D800MMS	2,0	15,03	800	100	300	2,0	1150	15,71	2,0	B2 Z 10B3D800MMS
B2 ¤ 10B3D900MMS	2,0	18,05	900	100	300	2,0	1250	18,86	2,0	B2 Z 10B3D900MMS
B2 ¤ 10B3J100KKS	1,5	2,93	100	113	300	1,5	450	3,11	1,5	B2 Z 10B3J100KKS
B2 ¤ 10B3J200KKS	1,5	3,80	200	113	300	1,5	550	4,03	1,5	B2 Z 10B3J200KKS
B2 ¤ 10B3J300KKS	1,5	4,89	300	113	300	1,5	650	5,18	1,5	B2 Z 10B3J300KKS
B2 ¤ 10B3J400KKS	1,5	5,75	400	113	300	1,5	750	6,10	1,5	B2 Z 10B3J400KKS
B2 ¤ 10B3J500KKS	1,5	7,17	500	113	300	1,5	850	7,60	1,5	B2 Z 10B3J500KKS
B2 ¤ 10B3J600KKS	1,5	8,14	600	113	300	1,5	950	8,63	1,5	B2 Z 10B3J600KKS
B2 ¤ 10B3J700MMS	2,0	14,07	700	113	300	2,0	1050	14,70	2,0	B2 Z 10B3J700MMS
B2 ¤ 10B3J800MMS	2,0	15,64	800	113	300	2,0	1150	16,35	2,0	B2 Z 10B3J800MMS
B2 ¤ 10B3J900MMS	2,0	18,69	900	113	300	2,0	1250	19,53	2,0	B2 Z 10B3J900MMS

¤ Scegli il materiale/ *Choose the material*

SALDATA WELDED R 300

CZ 2

COPERCHIO *Cover*

10 S I Y Z

10N Versione normale *Normal version*

10Q Versione autobloccante *Self-locking version*

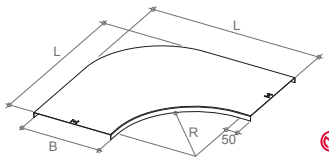



S I Y Codice/ Code	S mm	kg/pz	B mm	H mm	R mm	L mm	kg/pz	S mm	Z Codice/ Code
B2 ¤ 10N3R100F	1,0	0,82	100	15	300	450	0,89	1,0	B2 Z 10N3R100F
B2 ¤ 10N3R200F	1,0	1,62	200	15	300	550	1,77	1,0	B2 Z 10N3R200F
B2 ¤ 10N3R300F	1,0	2,59	300	15	300	650	2,82	1,0	B2 Z 10N3R300F
B2 ¤ 10N3R400F	1,0	3,71	400	15	300	750	4,05	1,0	B2 Z 10N3R400F
B2 ¤ 10N3R500F	1,0	4,99	500	15	300	850	5,44	1,0	B2 Z 10N3R500F
B2 ¤ 10N3R600F	1,0	6,43	600	15	300	950	7,01	1,0	B2 Z 10N3R600F
B2 ¤ 10N3R700K	1,5	12,03	700	15	300	1050	12,76	1,5	B2 Z 10N3R700K
B2 ¤ 10N3R800K	1,5	14,66	800	15	300	1150	15,54	1,5	B2 Z 10N3R800K
B2 ¤ 10N3R900K	1,5	17,52	900	15	300	1250	18,58	1,5	B2 Z 10N3R900K

¤ Scegli il materiale/ *Choose the material*

STANDARD					
S	Zincato Sendzimir *Pre-galvanized Sendzimir*	I	Acciaio Inox AISI 304 *AISI 304 Stainless steel*	Y	Acciaio Inox AISI 316L *AISI 316L Stainless steel*
Z	Zincato a caldo dopo lavorazione *Hot-dip galvanized after manufacture*	J	AISI 304 Decontaminato *AISI 304 Decontamined*	N	AISI 316L Decontaminato *AISI 316L Decontamined*

VARIANT			
V	Sendzimir con Verniciatura RAL 5012 *Sendzimir with RAL 5012 Painted*	A	Lega di alluminio *Aluminium alloy*
W	Zinc. a c. con Verniciatura RAL 5012 *Hot-dip galv. with RAL 5012 Painted*	B	Lega di alluminio anodizzato *Aluminium alloy anodized*

CURVA PIANA A 60° SALDATA R=300 mm *Welded 60° horizontal bend*

13B J N Z

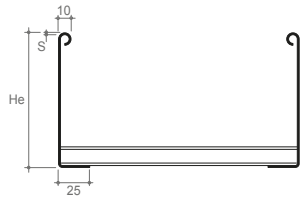

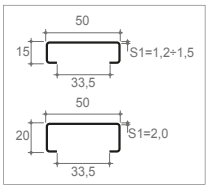

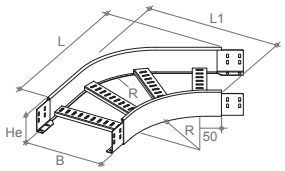

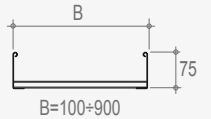

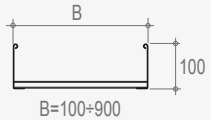

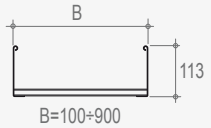

J N	Codice/ Code	S mm	kg/pz	B mm	He mm	R mm	S1 mm	L mm	L1 mm	kg/pz	S mm	Z	Codice/ Code
B2 ¤	13B3C100KKS	1,5	1,72	100	75	300	1,5	424	296	1,82	1,5	B2 Z	13B3C100KKS
B2 ¤	13B3C200KKS	1,5	2,16	200	75	300	1,5	511	396	2,29	1,5	B2 Z	13B3C200KKS
B2 ¤	13B3C300KKS	1,5	2,90	300	75	300	1,5	597	496	3,07	1,5	B2 Z	13B3C300KKS
B2 ¤	13B3C400KKS	1,5	3,44	400	75	300	1,5	684	596	3,64	1,5	B2 Z	13B3C400KKS
B2 ¤	13B3C500KKS	1,5	3,98	500	75	300	1,5	770	696	4,22	1,5	B2 Z	13B3C500KKS
B2 ¤	13B3C600KKS	1,5	5,10	600	75	300	1,5	857	796	5,41	1,5	B2 Z	13B3C600KKS
B2 ¤	13B3C700MMS	2,0	8,22	700	75	300	2,0	944	896	8,59	2,0	B2 Z	13B3C700MMS
B2 ¤	13B3C800MMS	2,0	9,15	800	75	300	2,0	1030	996	9,56	2,0	B2 Z	13B3C800MMS
B2 ¤	13B3C900MMS	2,0	11,39	900	75	300	2,0	1117	1096	11,90	2,0	B2 Z	13B3C900MMS
B2 ¤	13B3D100KKS	1,5	2,10	100	100	300	1,5	424	296	2,23	1,5	B2 Z	13B3D100KKS
B2 ¤	13B3D200KKS	1,5	2,58	200	100	300	1,5	511	396	2,74	1,5	B2 Z	13B3D200KKS
B2 ¤	13B3D300KKS	1,5	3,36	300	100	300	1,5	597	496	3,56	1,5	B2 Z	13B3D300KKS
B2 ¤	13B3D400KKS	1,5	3,94	400	100	300	1,5	684	596	4,17	1,5	B2 Z	13B3D400KKS
B2 ¤	13B3D500KKS	1,5	4,92	500	100	300	1,5	770	696	4,79	1,5	B2 Z	13B3D500KKS
B2 ¤	13B3D600KKS	1,5	5,68	600	100	300	1,5	857	796	6,02	1,5	B2 Z	13B3D600KKS
B2 ¤	13B3D700MMS	2,0	9,04	700	100	300	2,0	944	896	9,45	2,0	B2 Z	13B3D700MMS
B2 ¤	13B3D800MMS	2,0	10,02	800	100	300	2,0	1030	996	10,46	2,0	B2 Z	13B3D800MMS
B2 ¤	13B3D900MMS	2,0	12,32	900	100	300	2,0	1117	1096	12,78	2,0	B2 Z	13B3D900MMS
B2 ¤	13B3J100KKS	1,5	2,29	100	113	300	1,5	424	296	2,43	1,5	B2 Z	13B3J100KKS
B2 ¤	13B3J200KKS	1,5	2,79	200	113	300	1,5	511	396	2,96	1,5	B2 Z	13B3J200KKS
B2 ¤	13B3J300KKS	1,5	3,59	300	113	300	1,5	597	496	3,80	1,5	B2 Z	13B3J300KKS
B2 ¤	13B3J400KKS	1,5	4,19	400	113	300	1,5	684	596	4,44	1,5	B2 Z	13B3J400KKS
B2 ¤	13B3J500KKS	1,5	4,79	500	113	300	1,5	770	696	5,08	1,5	B2 Z	13B3J500KKS
B2 ¤	13B3J600KKS	1,5	5,97	600	113	300	1,5	857	796	6,33	1,5	B2 Z	13B3J600KKS
B2 ¤	13B3J700MMS	2,0	9,45	700	113	300	2,0	944	896	9,88	2,0	B2 Z	13B3J700MMS
B2 ¤	13B3J800MMS	2,0	10,48	800	113	300	2,0	1030	996	10,94	2,0	B2 Z	13B3J800MMS
B2 ¤	13B3J900MMS	2,0	12,87	900	113	300	2,0	1117	1096	13,36	2,0	B2 Z	13B3J900MMS

¤ Scegli il materiale/ *Choose the material*

SALDATA WELDED R 300

CZ 2

COPERCHIO *Cover*

13 S I Y Z

13N Versione normale *Normal version*

13Q Versione autobloccante *Self-locking version*

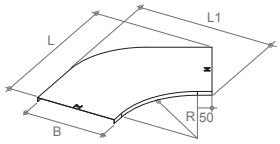

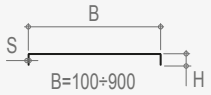

S I Y	Codice/ Code	S mm	kg/pz	B mm	H mm	R mm		L mm	L1 mm	kg/pz	S mm	Z	Codice/ Code
B2 ¤	13N3R100F	1,0	0,68	100	15	300		424	296	0,74	1,0	B2 Z	13N3R100F
B2 ¤	13N3R200F	1,0	1,11	200	15	300		511	396	1,21	1,0	B2 Z	13N3R200F
B2 ¤	13N3R300F	1,0	1,60	300	15	300		597	496	1,75	1,0	B2 Z	13N3R300F
B2 ¤	13N3R400F	1,0	2,15	400	15	300		684	596	2,35	1,0	B2 Z	13N3R400F
B2 ¤	13N3R500F	1,0	2,76	500	15	300		770	696	3,01	1,0	B2 Z	13N3R500F
B2 ¤	13N3R600F	1,0	3,43	600	15	300		857	796	3,74	1,0	B2 Z	13N3R600F
B2 ¤	13N3R700K	1,5	6,24	700	15	300		944	896	6,62	1,5	B2 Z	13N3R700K
B2 ¤	13N3R800K	1,5	7,42	800	15	300		1030	996	7,86	1,5	B2 Z	13N3R800K
B2 ¤	13N3R900K	1,5	8,68	900	15	300		1117	1096	9,21	1,5	B2 Z	13N3R900K

¤ Scegli il materiale/ *Choose the material*

STANDARD					
S	Zincato Sendzimir *Pre-galvanized Sendzimir*	I	Acciaio Inox AISI 304 *AISI 304 Stainless steel*	Y	Acciaio Inox AISI 316L *AISI 316L Stainless steel*
Z	Zincato a caldo dopo lavorazione *Hot-dip galvanized after manufacture*	J	AISI 304 Decontaminato *AISI 304 Decontamined*	N	AISI 316L Decontaminato *AISI 316L Decontamined*

VARIANT			
V	Sendzimir con Verniciatura RAL 5012 *Sendzimir with RAL 5012 Painted*	A	Lega di alluminio *Aluminium alloy*
W	Zinc. a c. con Verniciatura RAL 5012 *Hot-dip galv. with RAL 5012 Painted*	B	Lega di alluminio anodizzato *Aluminium alloy anodized*

CURVA PIANA A 45° SALDATA R=300 mm *Welded 45° horizontal bend*

11B J N Z

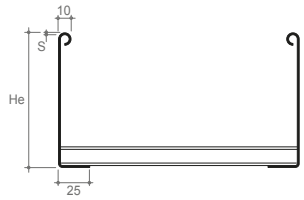

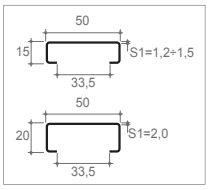

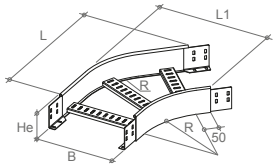

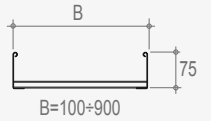

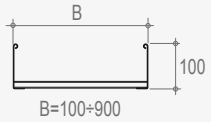

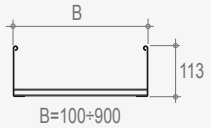

J N Codice/ Code	S mm	⚖ kg/pz	B mm	He mm	R mm	S1 mm	L mm	L1 mm	⚖ kg/pz	S mm	Z Codice/ Code
B2 ¤ 11B3C100KKS	1,5	1,37	100	75	300	1,5	370	226	1,45	1,5	B2 Z 11B3C100KKS
B2 ¤ 11B3C200KKS	1,5	1,84	200	75	300	1,5	441	326	1,95	1,5	B2 Z 11B3C200KKS
B2 ¤ 11B3C300KKS	1,5	2,22	300	75	300	1,5	512	426	2,35	1,5	B2 Z 11B3C300KKS
B2 ¤ 11B3C400KKS	1,5	2,60	400	75	300	1,5	582	526	2,75	1,5	B2 Z 11B3C400KKS
B2 ¤ 11B3C500KKS	1,5	2,97	500	75	300	1,5	653	626	3,15	1,5	B2 Z 11B3C500KKS
B2 ¤ 11B3C600KKS	1,5	3,91	600	75	300	1,5	724	726	4,14	1,5	B2 Z 11B3C600KKS
B2 ¤ 11B3C700MMS	2,0	6,27	700	75	300	2,0	794	826	6,56	2,0	B2 Z 11B3C700MMS
B2 ¤ 11B3C800MMS	2,0	6,96	800	75	300	2,0	865	926	7,28	2,0	B2 Z 11B3C800MMS
B2 ¤ 11B3C900MMS	2,0	7,65	900	75	300	2,0	934	1026	8,00	2,0	B2 Z 11B3C900MMS
B2 ¤ 11B3D100KKS	1,5	1,69	100	100	300	1,5	370	226	1,80	1,5	B2 Z 11B3D100KKS
B2 ¤ 11B3D200KKS	1,5	2,19	200	100	300	1,5	441	326	2,32	1,5	B2 Z 11B3D200KKS
B2 ¤ 11B3D300KKS	1,5	2,59	300	100	300	1,5	512	426	2,75	1,5	B2 Z 11B3D300KKS
B2 ¤ 11B3D400KKS	1,5	2,99	400	100	300	1,5	582	526	3,17	1,5	B2 Z 11B3D400KKS
B2 ¤ 11B3D500KKS	1,5	3,39	500	100	300	1,5	653	626	3,60	1,5	B2 Z 11B3D500KKS
B2 ¤ 11B3D600KKS	1,5	4,35	600	100	300	1,5	724	726	4,62	1,5	B2 Z 11B3D600KKS
B2 ¤ 11B3D700MMS	2,0	6,90	700	100	300	2,0	794	826	7,21	2,0	B2 Z 11B3D700MMS
B2 ¤ 11B3D800MMS	2,0	7,62	800	100	300	2,0	865	926	7,96	2,0	B2 Z 11B3D800MMS
B2 ¤ 11B3D900MMS	2,0	8,34	900	100	300	2,0	934	1026	8,72	2,0	B2 Z 11B3D900MMS
B2 ¤ 11B3J100KKS	1,5	1,86	100	113	300	1,5	370	226	1,97	1,5	B2 Z 11B3J100KKS
B2 ¤ 11B3J200KKS	1,5	2,36	200	113	300	1,5	441	326	2,51	1,5	B2 Z 11B3J200KKS
B2 ¤ 11B3J300KKS	1,5	2,78	300	113	300	1,5	512	426	2,94	1,5	B2 Z 11B3J300KKS
B2 ¤ 11B3J400KKS	1,5	3,19	400	113	300	1,5	582	526	3,38	1,5	B2 Z 11B3J400KKS
B2 ¤ 11B3J500KKS	1,5	3,60	500	113	300	1,5	653	626	3,82	1,5	B2 Z 11B3J500KKS
B2 ¤ 11B3J600KKS	1,5	4,58	600	113	300	1,5	724	726	4,85	1,5	B2 Z 11B3J600KKS
B2 ¤ 11B3J700MMS	2,0	7,21	700	113	300	2,0	794	826	7,54	2,0	B2 Z 11B3J700MMS
B2 ¤ 11B3J800MMS	2,0	7,95	800	113	300	2,0	865	926	8,31	2,0	B2 Z 11B3J800MMS
B2 ¤ 11B3J900MMS	2,0	8,69	900	113	300	2,0	934	1026	9,08	2,0	B2 Z 11B3J900MMS

¤ Scegli il materiale/ *Choose the material*

SALDATA WELDED R 300

CZ 2

COPERCHIO *Cover*

11 S I Y Z

11N Versione normale *Normal version*

11Q Versione autobloccante *Self-locking version*

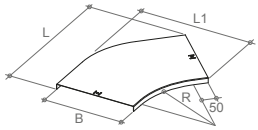

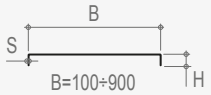

S I Y Codice/ Code	S mm	⚖ kg/pz	B mm	H mm	R mm		L mm	L1 mm	⚖ kg/pz	S mm	Z Codice/ Code
B2 ¤ 11N3R100F	1,0	0,52	100	15	300		370	226	0,57	1,0	B2 Z 11N3R100F
B2 ¤ 11N3R200F	1,0	0,88	200	15	300		441	326	0,96	1,0	B2 Z 11N3R200F
B2 ¤ 11N3R300F	1,0	1,29	300	15	300		512	426	1,40	1,0	B2 Z 11N3R300F
B2 ¤ 11N3R400F	1,0	1,75	400	15	300		582	526	1,90	1,0	B2 Z 11N3R400F
B2 ¤ 11N3R500F	1,0	2,26	500	15	300		653	626	2,46	1,0	B2 Z 11N3R500F
B2 ¤ 11N3R600F	1,0	2,82	600	15	300		724	726	3,07	1,0	B2 Z 11N3R600F
B2 ¤ 11N3R700K	1,5	5,15	700	15	300		794	826	5,46	1,5	B2 Z 11N3R700K
B2 ¤ 11N3R800K	1,5	6,15	800	15	300		865	926	6,52	1,5	B2 Z 11N3R800K
B2 ¤ 11N3R900K	1,5	7,22	900	15	300		934	1026	7,66	1,5	B2 Z 11N3R900K

¤ Scegli il materiale/ *Choose the material*

STANDARD					
S	Zincato Sendzimir *Pre-galvanized Sendzimir*	I	Acciaio Inox AISI 304 *AISI 304 Stainless steel*	Y	Acciaio Inox AISI 316L *AISI 316L Stainless steel*
Z	Zincato a caldo dopo lavorazione *Hot-dip galvanized after manufacture*	J	AISI 304 Decontaminato *AISI 304 Decontamined*	N	AISI 316L Decontaminato *AISI 316L Decontamined*

VARIANT			
V	Sendzimir con Verniciatura RAL 5012 *Sendzimir with RAL 5012 Painted*	A	Lega di alluminio *Aluminium alloy*
W	Zinc. a c. con Verniciatura RAL 5012 *Hot-dip galv. with RAL 5012 Painted*	B	Lega di alluminio anodizzato *Aluminium alloy anodized*

CURVA PIANA A 30° SALDATA R=300 mm *Welded 30° horizontal bend*

12B J N Z

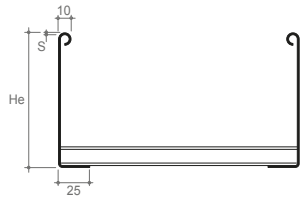

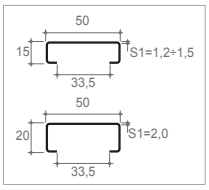

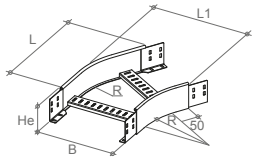

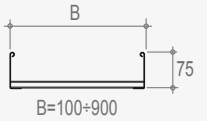

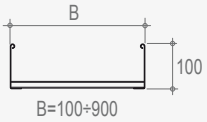

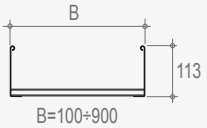

J N Codice/ Code	S mm	kg/pz	B mm	He mm	R mm	S1 mm	L mm	L1 mm	kg/pz	S mm	Z Codice/ Code
B2 ¤ 12B3C100KKS	1,5	1,13	100	75	300	1,5	295	168	1,20	1,5	B2 Z 12B3C100KKS
B2 ¤ 12B3C200KKS	1,5	1,35	200	75	300	1,5	345	268	1,43	1,5	B2 Z 12B3C200KKS
B2 ¤ 12B3C300KKS	1,5	1,57	300	75	300	1,5	395	368	1,67	1,5	B2 Z 12B3C300KKS
B2 ¤ 12B3C400KKS	1,5	1,79	400	75	300	1,5	445	468	1,90	1,5	B2 Z 12B3C400KKS
B2 ¤ 12B3C500KKS	1,5	2,01	500	75	300	1,5	495	568	2,13	1,5	B2 Z 12B3C500KKS
B2 ¤ 12B3C600KKS	1,5	2,78	600	75	300	1,5	545	668	2,95	1,5	B2 Z 12B3C600KKS
B2 ¤ 12B3C700MMS	2,0	4,44	700	75	300	2,0	595	768	4,64	2,0	B2 Z 12B3C700MMS
B2 ¤ 12B3C800MMS	2,0	4,90	800	75	300	2,0	645	868	5,13	2,0	B2 Z 12B3C800MMS
B2 ¤ 12B3C900MMS	2,0	5,37	900	75	300	2,0	695	968	5,61	2,0	B2 Z 12B3C900MMS
B2 ¤ 12B3D100KKS	1,5	1,39	100	100	300	1,5	295	168	1,47	1,5	B2 Z 12B3D100KKS
B2 ¤ 12B3D200KKS	1,5	1,62	200	100	300	1,5	345	268	1,72	1,5	B2 Z 12B3D200KKS
B2 ¤ 12B3D300KKS	1,5	1,85	300	100	300	1,5	395	368	1,96	1,5	B2 Z 12B3D300KKS
B2 ¤ 12B3D400KKS	1,5	2,08	400	100	300	1,5	445	468	2,21	1,5	B2 Z 12B3D400KKS
B2 ¤ 12B3D500KKS	1,5	2,31	500	100	300	1,5	495	568	2,45	1,5	B2 Z 12B3D500KKS
B2 ¤ 12B3D600KKS	1,5	3,09	600	100	300	1,5	545	668	3,28	1,5	B2 Z 12B3D600KKS
B2 ¤ 12B3D700MMS	2,0	4,87	700	100	300	2,0	595	768	5,09	2,0	B2 Z 12B3D700MMS
B2 ¤ 12B3D800MMS	2,0	5,34	800	100	300	2,0	645	868	5,59	2,0	B2 Z 12B3D800MMS
B2 ¤ 12B3D900MMS	2,0	5,82	900	100	300	2,0	695	968	6,08	2,0	B2 Z 12B3D900MMS
B2 ¤ 12B3J100KKS	1,5	1,52	100	113	300	1,5	295	168	1,61	1,5	B2 Z 12B3J100KKS
B2 ¤ 12B3J200KKS	1,5	1,76	200	113	300	1,5	345	268	1,86	1,5	B2 Z 12B3J200KKS
B2 ¤ 12B3J300KKS	1,5	1,99	300	113	300	1,5	395	368	2,11	1,5	B2 Z 12B3J300KKS
B2 ¤ 12B3J400KKS	1,5	2,23	400	113	300	1,5	445	468	2,36	1,5	B2 Z 12B3J400KKS
B2 ¤ 12B3J500KKS	1,5	2,46	500	113	300	1,5	495	568	2,61	1,5	B2 Z 12B3J500KKS
B2 ¤ 12B3J600KKS	1,5	3,25	600	113	300	1,5	545	668	3,44	1,5	B2 Z 12B3J600KKS
B2 ¤ 12B3J700MMS	2,0	5,08	700	113	300	2,0	595	768	5,31	2,0	B2 Z 12B3J700MMS
B2 ¤ 12B3J800MMS	2,0	5,56	800	113	300	2,0	645	868	5,82	2,0	B2 Z 12B3J800MMS
B2 ¤ 12B3J900MMS	2,0	6,04	900	113	300	2,0	695	968	6,32	2,0	B2 Z 12B3J900MMS

¤ Scegli il materiale/ *Choose the material*

SALDATA WELDED R 300

CZ 2

COPERCHIO *Cover*

12 S I Y Z

12N Versione normale *Normal version*

12Q Versione autobloccante *Self-locking version*

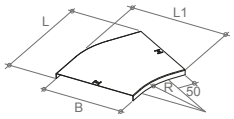

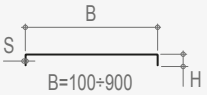

S I Y Codice/ Code	S mm	kg/pz	B mm	H mm	R mm		L mm	L1 mm	kg/pz	S mm	Z Codice/ Code
B2 ¤ 12N3R100F	1,0	0,37	100	15	300		295	168	0,41	1,0	B2 Z 12N3R100F
B2 ¤ 12N3R200F	1,0	0,64	200	15	300		345	268	0,70	1,0	B2 Z 12N3R200F
B2 ¤ 12N3R300F	1,0	0,95	300	15	300		395	368	1,04	1,0	B2 Z 12N3R300F
B2 ¤ 12N3R400F	1,0	1,30	400	15	300		445	468	1,42	1,0	B2 Z 12N3R400F
B2 ¤ 12N3R500F	1,0	1,68	500	15	300		495	568	1,83	1,0	B2 Z 12N3R500F
B2 ¤ 12N3R600F	1,0	2,10	600	15	300		545	668	2,29	1,0	B2 Z 12N3R600F
B2 ¤ 12N3R700K	1,5	3,85	700	15	300		595	768	4,08	1,5	B2 Z 12N3R700K
B2 ¤ 12N3R800K	1,5	4,59	800	15	300		645	868	4,87	1,5	B2 Z 12N3R800K
B2 ¤ 12N3R900K	1,5	5,40	900	15	300		695	968	5,72	1,5	B2 Z 12N3R900K

¤ Scegli il materiale/ *Choose the material*

STANDARD					
S	Zincato Sendzimir *Pre-galvanized Sendzimir*	I	Acciaio Inox AISI 304 *AISI 304 Stainless steel*	Y	Acciaio Inox AISI 316L *AISI 316L Stainless steel*
Z	Zincato a caldo dopo lavorazione *Hot-dip galvanized after manufacture*	J	AISI 304 Decontaminato *AISI 304 Decontamined*	N	AISI 316L Decontaminato *AISI 316L Decontamined*

VARIANT			
V	Sendzimir con Verniciatura RAL 5012 *Sendzimir with RAL 5012 Painted*	A	Lega di alluminio *Aluminium alloy*
W	Zinc. a c. con Verniciatura RAL 5012 *Hot-dip galv. with RAL 5012 Painted*	B	Lega di alluminio anodizzato *Aluminium alloy anodized*

DERIVAZIONE PIANA A "T" SALDATA R=300 mm *Welded "T" derivation*

15B J N Z

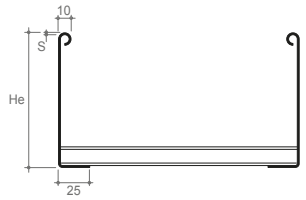

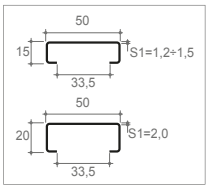

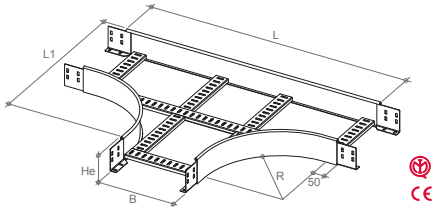

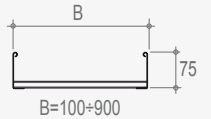

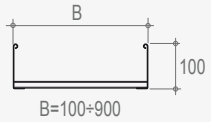

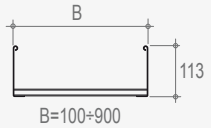

J N Codice/ Code	S mm	♙ kg/pz	B mm	He mm	R mm	S1 mm	L mm	L1 mm	♙ kg/pz	S mm	Z Codice/ Code
B2 ¤ 15B3C100KKS	1,5	3,79	100	75	300	1,5	800	450	4,02	1,5	B2 Z 15B3C100KKS
B2 ¤ 15B3C200KKS	1,5	4,44	200	75	300	1,5	900	550	4,71	1,5	B2 Z 15B3C200KKS
B2 ¤ 15B3C300KKS	1,5	5,63	300	75	300	1,5	1000	650	5,97	1,5	B2 Z 15B3C300KKS
B2 ¤ 15B3C400KKS	1,5	6,64	400	75	300	1,5	1100	750	7,04	1,5	B2 Z 15B3C400KKS
B2 ¤ 15B3C500KKS	1,5	7,38	500	75	300	1,5	1200	850	7,83	1,5	B2 Z 15B3C500KKS
B2 ¤ 15B3C600KKS	1,5	8,12	600	75	300	1,5	1300	950	8,61	1,5	B2 Z 15B3C600KKS
B2 ¤ 15B3C700MMS	2,0	13,67	700	75	300	2,0	1400	1050	14,29	2,0	B2 Z 15B3C700MMS
B2 ¤ 15B3C800MMS	2,0	14,90	800	75	300	2,0	1500	1150	15,57	2,0	B2 Z 15B3C800MMS
B2 ¤ 15B3C900MMS	2,0	16,12	900	75	300	2,0	1600	1250	16,85	2,0	B2 Z 15B3C900MMS
B2 ¤ 15B3D100KKS	1,5	4,51	100	100	300	1,5	800	450	4,78	1,5	B2 Z 15B3D100KKS
B2 ¤ 15B3D200KKS	1,5	5,19	200	100	300	1,5	900	550	5,50	1,5	B2 Z 15B3D200KKS
B2 ¤ 15B3D300KKS	1,5	6,41	300	100	300	1,5	1000	650	6,80	1,5	B2 Z 15B3D300KKS
B2 ¤ 15B3D400KKS	1,5	7,45	400	100	300	1,5	1100	750	7,90	1,5	B2 Z 15B3D400KKS
B2 ¤ 15B3D500KKS	1,5	8,22	500	100	300	1,5	1200	850	8,72	1,5	B2 Z 15B3D500KKS
B2 ¤ 15B3D600KKS	1,5	8,99	600	100	300	1,5	1300	950	9,53	1,5	B2 Z 15B3D600KKS
B2 ¤ 15B3D700MMS	2,0	14,87	700	100	300	2,0	1400	1050	15,54	2,0	B2 Z 15B3D700MMS
B2 ¤ 15B3D800MMS	2,0	16,13	800	100	300	2,0	1500	1150	16,86	2,0	B2 Z 15B3D800MMS
B2 ¤ 15B3D900MMS	2,0	17,40	900	100	300	2,0	1600	1250	18,19	2,0	B2 Z 15B3D900MMS
B2 ¤ 15B3J100KKS	1,5	4,87	100	113	300	1,5	800	450	5,16	1,5	B2 Z 15B3J100KKS
B2 ¤ 15B3J200KKS	1,5	5,57	200	113	300	1,5	900	550	5,90	1,5	B2 Z 15B3J200KKS
B2 ¤ 15B3J300KKS	1,5	6,80	300	113	300	1,5	1000	650	7,21	1,5	B2 Z 15B3J300KKS
B2 ¤ 15B3J400KKS	1,5	7,86	400	113	300	1,5	1100	750	8,33	1,5	B2 Z 15B3J400KKS
B2 ¤ 15B3J500KKS	1,5	8,64	500	113	300	1,5	1200	850	9,16	1,5	B2 Z 15B3J500KKS
B2 ¤ 15B3J600KKS	1,5	9,43	600	113	300	1,5	1300	950	10,00	1,5	B2 Z 15B3J600KKS
B2 ¤ 15B3J700MMS	2,0	15,47	700	113	300	2,0	1400	1050	16,17	2,0	B2 Z 15B3J700MMS
B2 ¤ 15B3J800MMS	2,0	16,75	800	113	300	2,0	1500	1150	17,51	2,0	B2 Z 15B3J800MMS
B2 ¤ 15B3J900MMS	2,0	18,04	900	113	300	2,0	1600	1250	18,85	2,0	B2 Z 15B3J900MMS

¤ Scegli il materiale/ *Choose the material*

SALDATA WELDED R 300

CZ 2

COPERCHIO *Cover*

15 S I Y Z

15N Versione normale *Normal version*

15Q Versione autobloccante *Self-locking version*

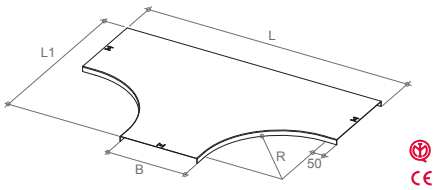

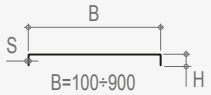

S I Y Codice/ Code	S mm	♙ kg/pz	B mm	H mm	R mm		L mm	L1 mm	♙ kg/pz	S mm	Z Codice/ Code
B2 ¤ 15N3R100F	1,0	1,43	100	15	300		800	450	1,56	1,0	B2 Z 15N3R100F
B2 ¤ 15N3R200F	1,0	2,50	200	15	300		900	550	2,73	1,0	B2 Z 15N3R200F
B2 ¤ 15N3R300F	1,0	3,73	300	15	300		1000	650	4,07	1,0	B2 Z 15N3R300F
B2 ¤ 15N3R400F	1,0	5,12	400	15	300		1100	750	5,58	1,0	B2 Z 15N3R400F
B2 ¤ 15N3R500F	1,0	6,66	500	15	300		1200	850	7,26	1,0	B2 Z 15N3R500F
B2 ¤ 15N3R600F	1,0	8,36	600	15	300		1300	950	9,12	1,0	B2 Z 15N3R600F
B2 ¤ 15N3R700K	1,5	15,32	700	15	300		1400	1050	16,25	1,5	B2 Z 15N3R700K
B2 ¤ 15N3R800K	1,5	18,34	800	15	300		1500	1150	19,45	1,5	B2 Z 15N3R800K
B2 ¤ 15N3R900K	1,5	21,60	900	15	300		1600	1250	22,90	1,5	B2 Z 15N3R900K

¤ Scegli il materiale/ *Choose the material*

STANDARD					
S	Zincato Sendzimir *Pre-galvanized Sendzimir*	I	Acciaio Inox AISI 304 *AISI 304 Stainless steel*	Y	Acciaio Inox AISI 316L *AISI 316L Stainless steel*
Z	Zincato a caldo dopo lavorazione *Hot-dip galvanized after manufacture*	J	AISI 304 Decontaminato *AISI 304 Decontamined*	N	AISI 316L Decontaminato *AISI 316L Decontamined*

VARIANT			
V	Sendzimir con Verniciatura RAL 5012 *Sendzimir with RAL 5012 Painted*	A	Lega di alluminio *Aluminium alloy*
W	Zinc. a c. con Verniciatura RAL 5012 *Hot-dip galv. with RAL 5012 Painted*	B	Lega di alluminio anodizzato *Aluminium alloy anodized*

DERIVAZIONE PIANA A "T" A VIE DISUGUALI SALDATA R=300 mm *Welded unequal "T" derivation*

16B J N Z

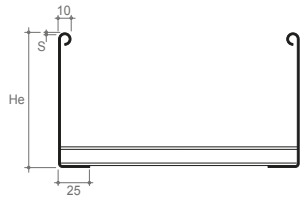

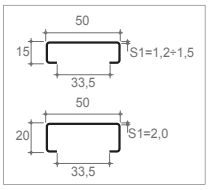

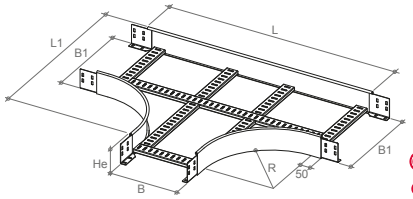

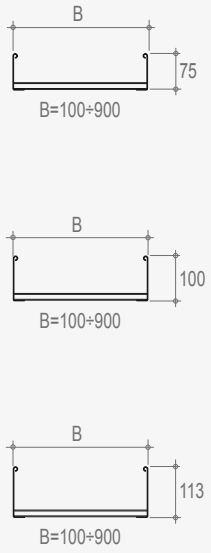

J N Codice/ Code	S mm	♙ kg/pz	B / B1 mm	He mm	R mm	S1 mm	L mm	L1 mm	♙ kg/pz	S mm	Z Codice/ Code
B2 ¤ 16B3C100KKS22	1,5	4,14	100/200	75	300	1,5	800	550	4,39	1,5	B2 Z 16B3C100KKS22
B2 ¤ 16B3C200KKS33	1,5	5,34	200/300	75	300	1,5	900	650	5,66	1,5	B2 Z 16B3C200KKS33
B2 ¤ 16B3C300KKS44	1,5	5,99	300/400	75	300	1,5	1000	750	6,35	1,5	B2 Z 16B3C300KKS44
B2 ¤ 16B3C400KKS55	1,5	7,09	400/500	75	300	1,5	1100	850	7,52	1,5	B2 Z 16B3C400KKS55
B2 ¤ 16B3C500KKS66	1,5	7,83	500/600	75	300	1,5	1200	950	8,30	1,5	B2 Z 16B3C500KKS66
B2 ¤ 16B3C600MMS77	2,0	12,31	600/700	75	300	2,0	1300	1050	12,87	2,0	B2 Z 16B3C600MMS77
B2 ¤ 16B3C700MMS88	2,0	14,47	700/800	75	300	2,0	1400	1150	15,13	2,0	B2 Z 16B3C700MMS88
B2 ¤ 16B3C800MMS99	2,0	15,70	800/900	75	300	2,0	1500	1250	16,41	2,0	B2 Z 16B3C800MMS99
B2 ¤ 16B3D100KKS22	1,5	4,87	100/200	100	300	1,5	800	550	5,16	1,5	B2 Z 16B3D100KKS22
B2 ¤ 16B3D200KKS33	1,5	6,09	200/300	100	300	1,5	900	650	6,45	1,5	B2 Z 16B3D200KKS33
B2 ¤ 16B3D300KKS44	1,5	6,77	300/400	100	300	1,5	1000	750	7,18	1,5	B2 Z 16B3D300KKS44
B2 ¤ 16B3D400KKS55	1,5	7,90	400/500	100	300	1,5	1100	850	8,37	1,5	B2 Z 16B3D400KKS55
B2 ¤ 16B3D500KKS66	1,5	8,67	500/600	100	300	1,5	1200	950	9,19	1,5	B2 Z 16B3D500KKS66
B2 ¤ 16B3D600MMS77	2,0	13,47	600/700	100	300	2,0	1300	1050	14,08	2,0	B2 Z 16B3D600MMS77
B2 ¤ 16B3D700MMS88	2,0	15,67	700/800	100	300	2,0	1400	1150	16,38	2,0	B2 Z 16B3D700MMS88
B2 ¤ 16B3D800MMS99	2,0	16,94	800/900	100	300	2,0	1500	1250	17,70	2,0	B2 Z 16B3D800MMS99
B2 ¤ 16B3J100KKS22	1,5	5,23	100/200	113	300	1,5	800	550	5,54	1,5	B2 Z 16B3J100KKS22
B2 ¤ 16B3J200KKS33	1,5	6,46	200/300	113	300	1,5	900	650	6,85	1,5	B2 Z 16B3J200KKS33
B2 ¤ 16B3J300KKS44	1,5	7,16	300/400	113	300	1,5	1000	750	7,59	1,5	B2 Z 16B3J300KKS44
B2 ¤ 16B3J400KKS55	1,5	8,30	400/500	113	300	1,5	1100	850	8,80	1,5	B2 Z 16B3J400KKS55
B2 ¤ 16B3J500KKS66	1,5	9,09	500/600	113	300	1,5	1200	950	9,64	1,5	B2 Z 16B3J500KKS66
B2 ¤ 16B3J600MMS77	2,0	14,05	600/700	113	300	2,0	1300	1050	14,68	2,0	B2 Z 16B3J600MMS77
B2 ¤ 16B3J700MMS88	2,0	16,27	700/800	113	300	2,0	1400	1150	17,01	2,0	B2 Z 16B3J700MMS88
B2 ¤ 16B3J800MMS99	2,0	17,56	800/900	113	300	2,0	1500	1250	18,35	2,0	B2 Z 16B3J800MMS99

¤ Scegli il materiale/ *Choose the material*

SALDATA WELDED R 300

CZ 2

COPERCHIO *Cover*

16 S I Y Z

16N Versione normale *Normal version*

16Q Versione autobloccante *Self-locking version*

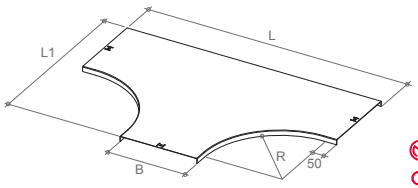

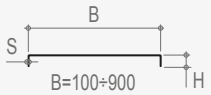

S I Y Codice/ Code	S mm	♙ kg/pz	B / B1 mm	H mm	R mm		L mm	L1 mm	♙ kg/pz	S mm	Z Codice/ Code
B2 ¤ 16N3R100F22	1,0	2,06	100/200	15	300		800	550	2,25	1,0	B2 Z 16N3R100F22
B2 ¤ 16N3R200F33	1,0	3,21	200/300	15	300		900	650	3,50	1,0	B2 Z 16N3R200F33
B2 ¤ 16N3R300F44	1,0	4,52	300/400	15	300		1000	750	4,93	1,0	B2 Z 16N3R300F44
B2 ¤ 16N3R400F55	1,0	5,98	400/500	15	300		1100	850	6,52	1,0	B2 Z 16N3R400F55
B2 ¤ 16N3R500F66	1,0	7,60	500/600	15	300		1200	950	8,29	1,0	B2 Z 16N3R500F66
B2 ¤ 16N3R600F77	1,0	9,38	600/700	15	300		1300	1050	10,23	1,0	B2 Z 16N3R600F77
B2 ¤ 16N3R700K88	1,5	16,97	700/800	15	300		1400	1150	18,00	1,5	B2 Z 16N3R700K88
B2 ¤ 16N3R800K99	1,5	20,11	800/900	15	300		1500	1250	21,32	1,5	B2 Z 16N3R800K99

¤ Scegli il materiale/ *Choose the material*

STANDARD					
S	Zincato Sendzimir *Pre-galvanized Sendzimir*	I	Acciaio Inox AISI 304 *AISI 304 Stainless steel*	Y	Acciaio Inox AISI 316L *AISI 316L Stainless steel*
Z	Zincato a caldo dopo lavorazione *Hot-dip galvanized after manufacture*	J	AISI 304 Decontaminato *AISI 304 Decontamined*	N	AISI 316L Decontaminato *AISI 316L Decontamined*

VARIANT			
V	Sendzimir con Verniciatura RAL 5012 *Sendzimir with RAL 5012 Painted*	A	Lega di alluminio *Aluminium alloy*
W	Zinc. a c. con Verniciatura RAL 5012 *Hot-dip galv. with RAL 5012 Painted*	B	Lega di alluminio anodizzato *Aluminium alloy anodized*

DERIVAZIONE PIANA A "X" SALDATA R=300 mm *Welded "X" derivation*

17B J N Z



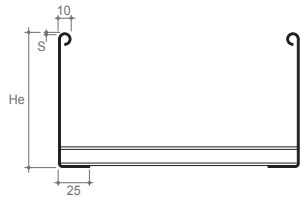

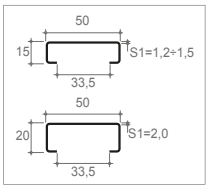

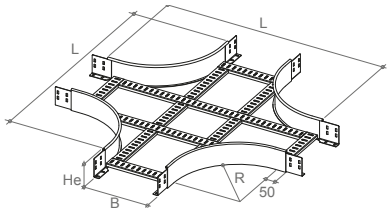

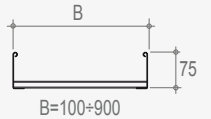

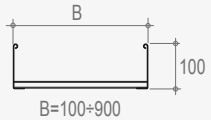

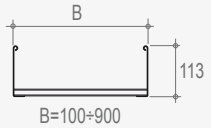

J N Codice/ Code	S mm	♙ kg/pz	B mm	He mm	R mm	S1 mm	L mm	♙ kg/pz	S mm	Z Codice/ Code
B2 ¤ 17B3C100KKS	1,5	5,06	100	75	300	1,5	800	5,36	1,5	B2 Z 17B3C100KKS
B2 ¤ 17B3C200KKS	1,5	5,77	200	75	300	1,5	900	6,12	1,5	B2 Z 17B3C200KKS
B2 ¤ 17B3C300KKS	1,5	7,57	300	75	300	1,5	1000	8,02	1,5	B2 Z 17B3C300KKS
B2 ¤ 17B3C400KKS	1,5	8,64	400	75	300	1,5	1100	9,16	1,5	B2 Z 17B3C400KKS
B2 ¤ 17B3C500KKS	1,5	9,45	500	75	300	1,5	1200	10,02	1,5	B2 Z 17B3C500KKS
B2 ¤ 17B3C600KKS	1,5	10,25	600	75	300	1,5	1300	10,87	1,5	B2 Z 17B3C600KKS
B2 ¤ 17B3C700MMS	2,0	16,98	700	75	300	2,0	1400	17,75	2,0	B2 Z 17B3C700MMS
B2 ¤ 17B3C800MMS	2,0	18,33	800	75	300	2,0	1500	19,15	2,0	B2 Z 17B3C800MMS
B2 ¤ 17B3C900MMS	2,0	19,67	900	75	300	2,0	1600	20,56	2,0	B2 Z 17B3C900MMS
B2 ¤ 17B3D100KKS	1,5	5,93	100	100	300	1,5	800	6,29	1,5	B2 Z 17B3D100KKS
B2 ¤ 17B3D200KKS	1,5	6,65	200	100	300	1,5	900	7,05	1,5	B2 Z 17B3D200KKS
B2 ¤ 17B3D300KKS	1,5	8,44	300	100	300	1,5	1000	8,95	1,5	B2 Z 17B3D300KKS
B2 ¤ 17B3D400KKS	1,5	9,52	400	100	300	1,5	1100	10,09	1,5	B2 Z 17B3D400KKS
B2 ¤ 17B3D500KKS	1,5	10,32	500	100	300	1,5	1200	10,94	1,5	B2 Z 17B3D500KKS
B2 ¤ 17B3D600KKS	1,5	11,13	600	100	300	1,5	1300	11,80	1,5	B2 Z 17B3D600KKS
B2 ¤ 17B3D700MMS	2,0	18,15	700	100	300	2,0	1400	18,97	2,0	B2 Z 17B3D700MMS
B2 ¤ 17B3D800MMS	2,0	19,49	800	100	300	2,0	1500	20,37	2,0	B2 Z 17B3D800MMS
B2 ¤ 17B3D900MMS	2,0	20,83	900	100	300	2,0	1600	21,77	2,0	B2 Z 17B3D900MMS
B2 ¤ 17B3J100KKS	1,5	6,37	100	113	300	1,5	800	6,75	1,5	B2 Z 17B3J100KKS
B2 ¤ 17B3J200KKS	1,5	7,08	200	113	300	1,5	900	7,51	1,5	B2 Z 17B3J200KKS
B2 ¤ 17B3J300KKS	1,5	8,88	300	113	300	1,5	1000	9,41	1,5	B2 Z 17B3J300KKS
B2 ¤ 17B3J400KKS	1,5	9,95	400	113	300	1,5	1100	10,55	1,5	B2 Z 17B3J400KKS
B2 ¤ 17B3J500KKS	1,5	10,76	500	113	300	1,5	1200	11,41	1,5	B2 Z 17B3J500KKS
B2 ¤ 17B3J600KKS	1,5	11,56	600	113	300	1,5	1300	12,26	1,5	B2 Z 17B3J600KKS
B2 ¤ 17B3J700MMS	2,0	18,73	700	113	300	2,0	1400	19,58	2,0	B2 Z 17B3J700MMS
B2 ¤ 17B3J800MMS	2,0	20,07	800	113	300	2,0	1500	20,98	2,0	B2 Z 17B3J800MMS
B2 ¤ 17B3J900MMS	2,0	21,41	900	113	300	2,0	1600	22,38	2,0	B2 Z 17B3J900MMS

¤ Scegli il materiale/ *Choose the material*

SALDATA WELDED R 300

CZ 2

COPERCHIO *Cover*

17 S I Y Z

17N Versione normale *Normal version*

17Q Versione autobloccante *Self-locking version*

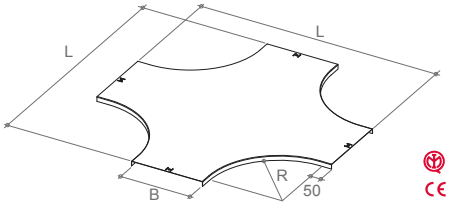

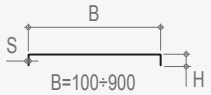

S I Y Codice/ Code	S mm	♙ kg/pz	B mm	H mm	R mm	L mm	♙ kg/pz	S mm	Z Codice/ Code
B2 ¤ 17N3R100F	1,0	2,05	100	15	300	800	2,23	1,0	B2 Z 17N3R100F
B2 ¤ 17N3R200F	1,0	3,38	200	15	300	900	3,69	1,0	B2 Z 17N3R200F
B2 ¤ 17N3R300F	1,0	4,87	300	15	300	1000	5,31	1,0	B2 Z 17N3R300F
B2 ¤ 17N3R400F	1,0	6,52	400	15	300	1100	7,11	1,0	B2 Z 17N3R400F
B2 ¤ 17N3R500F	1,0	8,33	500	15	300	1200	9,08	1,0	B2 Z 17N3R500F
B2 ¤ 17N3R600F	1,0	10,29	600	15	300	1300	11,22	1,0	B2 Z 17N3R600F
B2 ¤ 17N3R700K	1,5	18,61	700	15	300	1400	19,74	1,5	B2 Z 17N3R700K
B2 ¤ 17N3R800K	1,5	22,03	800	15	300	1500	23,36	1,5	B2 Z 17N3R800K
B2 ¤ 17N3R900K	1,5	25,68	900	15	300	1600	27,23	1,5	B2 Z 17N3R900K

¤ Scegli il materiale/ *Choose the material*

STANDARD					
S	Zincato Sendzimir *Pre-galvanized Sendzimir*	I	Acciaio Inox AISI 304 *AISI 304 Stainless steel*	Y	Acciaio Inox AISI 316L *AISI 316L Stainless steel*
Z	Zincato a caldo dopo lavorazione *Hot-dip galvanized after manufacture*	J	AISI 304 Decontaminato *AISI 304 Decontamined*	N	AISI 316L Decontaminato *AISI 316L Decontamined*

VARIANT			
V	Sendzimir con Verniciatura RAL 5012 *Sendzimir with RAL 5012 Painted*	A	Lega di alluminio *Aluminium alloy*
W	Zinc. a c. con Verniciatura RAL 5012 *Hot-dip galv. with RAL 5012 Painted*	B	Lega di alluminio anodizzato *Aluminium alloy anodized*

ESEMPI DI MONTAGGIO *Installation examples*

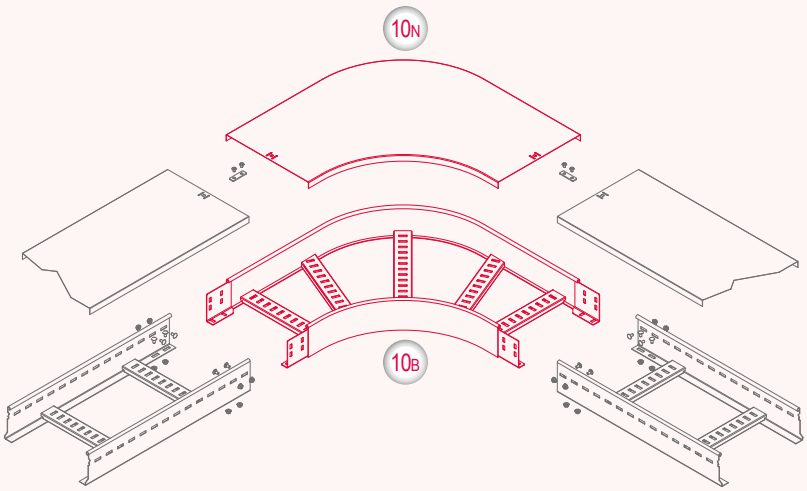

10B *Curva piana a 90° saldata R=300 mm - Welded 90° horizontal bend R=300 mm*

10N *Coperchio - Cover*

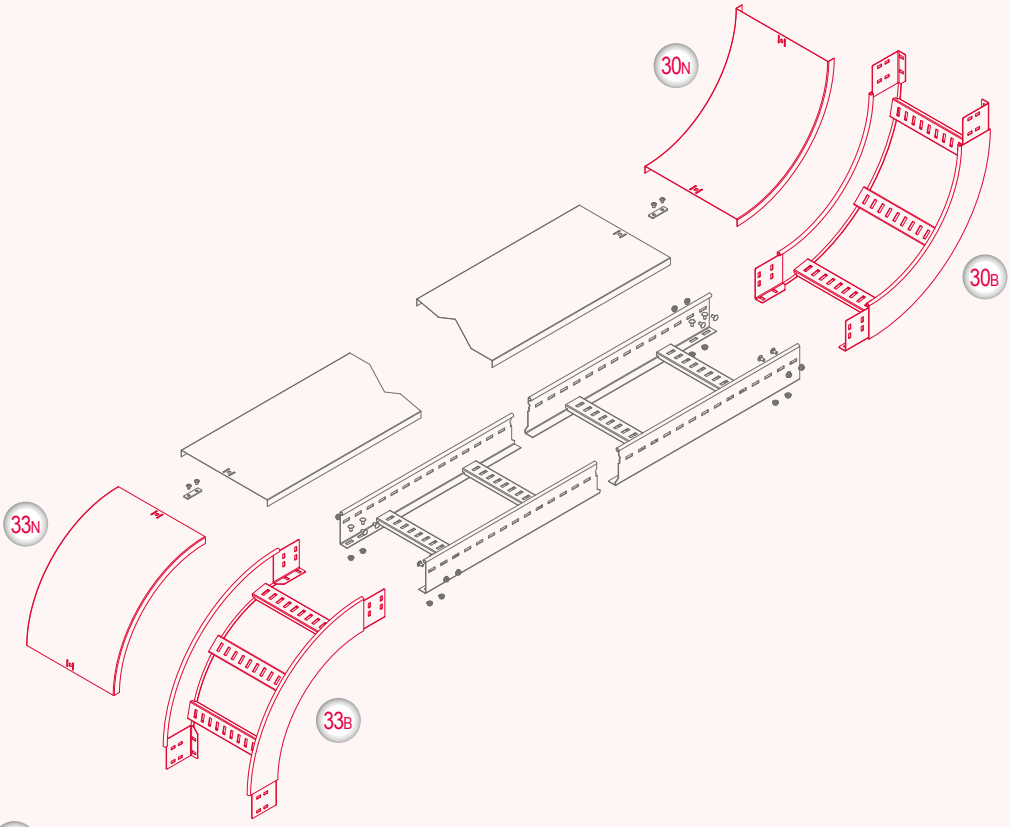

30B *Curva in salita a 90° saldata R=300 mm - Welded 90° vertical inside bend R=300 mm*

30N *Coperchio - Cover*

33B *Curva in discesa a 90° saldata R=300 mm - Welded 90° vertical outside bend R=300 mm*

33N *Coperchio - Cover*

CURVA IN SALITA A 90° SALDATA R=300 *Welded 90° vertical inside bend*

30B J N Z

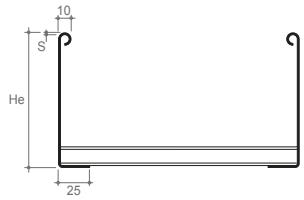

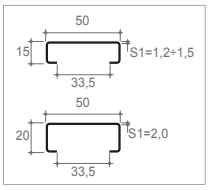

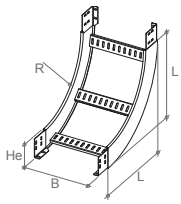

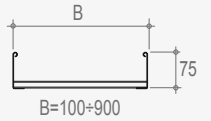

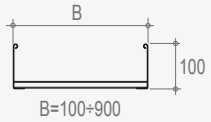

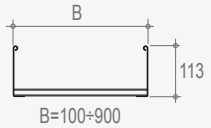

J N Codice/ Code	S mm	kg/pz	B mm	He mm	R mm	S1 mm	L mm	kg/pz	S mm	Z Codice/ Code
B2 ¤ 30B3C100KKS	1,5	1,80	100	75	300	1,5	375	1,91	1,5	B2 Z 30B3C100KKS
B2 ¤ 30B3C200KKS	1,5	2,07	200	75	300	1,5	375	2,19	1,5	B2 Z 30B3C200KKS
B2 ¤ 30B3C300KKS	1,5	2,34	300	75	300	1,5	375	2,48	1,5	B2 Z 30B3C300KKS
B2 ¤ 30B3C400KKS	1,5	2,61	400	75	300	1,5	375	2,76	1,5	B2 Z 30B3C400KKS
B2 ¤ 30B3C500KKS	1,5	2,88	500	75	300	1,5	375	3,05	1,5	B2 Z 30B3C500KKS
B2 ¤ 30B3C600KKS	1,5	3,14	600	75	300	1,5	375	3,33	1,5	B2 Z 30B3C600KKS
B2 ¤ 30B3C700MMS	2,0	4,86	700	75	300	2,0	375	5,08	2,0	B2 Z 30B3C700MMS
B2 ¤ 30B3C800MMS	2,0	5,26	800	75	300	2,0	375	5,50	2,0	B2 Z 30B3C800MMS
B2 ¤ 30B3C900MMS	2,0	5,67	900	75	300	2,0	375	5,92	2,0	B2 Z 30B3C900MMS
B2 ¤ 30B3D100KKS	1,5	2,27	100	100	300	1,5	400	2,41	1,5	B2 Z 30B3D100KKS
B2 ¤ 30B3D200KKS	1,5	2,54	200	100	300	1,5	400	2,69	1,5	B2 Z 30B3D200KKS
B2 ¤ 30B3D300KKS	1,5	2,81	300	100	300	1,5	400	2,98	1,5	B2 Z 30B3D300KKS
B2 ¤ 30B3D400KKS	1,5	3,07	400	100	300	1,5	400	3,26	1,5	B2 Z 30B3D400KKS
B2 ¤ 30B3D500KKS	1,5	3,34	500	100	300	1,5	400	3,54	1,5	B2 Z 30B3D500KKS
B2 ¤ 30B3D600KKS	1,5	3,61	600	100	300	1,5	400	3,83	1,5	B2 Z 30B3D600KKS
B2 ¤ 30B3D700MMS	2,0	5,49	700	100	300	2,0	400	5,73	2,0	B2 Z 30B3D700MMS
B2 ¤ 30B3D800MMS	2,0	5,89	800	100	300	2,0	400	6,15	2,0	B2 Z 30B3D800MMS
B2 ¤ 30B3D900MMS	2,0	6,29	900	100	300	2,0	400	6,58	2,0	B2 Z 30B3D900MMS
B2 ¤ 30B3J100KKS	1,5	2,51	100	113	300	1,5	413	2,66	1,5	B2 Z 30B3J100KKS
B2 ¤ 30B3J200KKS	1,5	2,78	200	113	300	1,5	413	2,95	1,5	B2 Z 30B3J200KKS
B2 ¤ 30B3J300KKS	1,5	3,05	300	113	300	1,5	413	3,23	1,5	B2 Z 30B3J300KKS
B2 ¤ 30B3J400KKS	1,5	3,32	400	113	300	1,5	413	3,52	1,5	B2 Z 30B3J400KKS
B2 ¤ 30B3J500KKS	1,5	3,59	500	113	300	1,5	413	3,80	1,5	B2 Z 30B3J500KKS
B2 ¤ 30B3J600KKS	1,5	3,85	600	113	300	1,5	413	4,09	1,5	B2 Z 30B3J600KKS
B2 ¤ 30B3J700MMS	2,0	5,81	700	113	300	2,0	413	6,07	2,0	B2 Z 30B3J700MMS
B2 ¤ 30B3J800MMS	2,0	6,21	800	113	300	2,0	413	6,49	2,0	B2 Z 30B3J800MMS
B2 ¤ 30B3J900MMS	2,0	6,61	900	113	300	2,0	413	6,91	2,0	B2 Z 30B3J900MMS

¤ Scegli il materiale/ *Choose the material*

SALDATA WELDED R 300

CZ 2

COPERCHIO *Cover*

30 S I Y Z

30N Versione normale *Normal version*

30Q Versione autobloccante *Self-locking version*

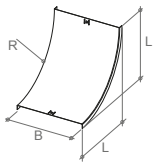

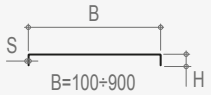

S I Y Codice/ Code	S mm	kg/pz	B mm	H mm	R mm	L mm	kg/pz	S mm	Z Codice/ Code
B2 ¤ 30N3R100F	1,0	0,48	100	15	300	300	0,52	1,0	B2 Z 30N3R100F
B2 ¤ 30N3R200F	1,0	0,84	200	15	300	300	0,92	1,0	B2 Z 30N3R200F
B2 ¤ 30N3R300F	1,0	1,20	300	15	300	300	1,31	1,0	B2 Z 30N3R300F
B2 ¤ 30N3R400F	1,0	1,57	400	15	300	300	1,71	1,0	B2 Z 30N3R400F
B2 ¤ 30N3R500F	1,0	1,93	500	15	300	300	2,11	1,0	B2 Z 30N3R500F
B2 ¤ 30N3R600F	1,0	2,30	600	15	300	300	2,50	1,0	B2 Z 30N3R600F
B2 ¤ 30N3R700K	1,5	3,99	700	15	300	300	4,23	1,5	B2 Z 30N3R700K
B2 ¤ 30N3R800K	1,5	4,53	800	15	300	300	4,81	1,5	B2 Z 30N3R800K
B2 ¤ 30N3R900K	1,5	5,08	900	15	300	300	5,39	1,5	B2 Z 30N3R900K

¤ Scegli il materiale/ *Choose the material*

STANDARD					
S	Zincato Sendzimir *Pre-galvanized Sendzimir*	I	Acciaio Inox AISI 304 *AISI 304 Stainless steel*	Y	Acciaio Inox AISI 316L *AISI 316L Stainless steel*
Z	Zincato a caldo dopo lavorazione *Hot-dip galvanized after manufacture*	J	AISI 304 Decontaminato *AISI 304 Decontamined*	N	AISI 316L Decontaminato *AISI 316L Decontamined*

VARIANT			
V	Sendzimir con Verniciatura RAL 5012 *Sendzimir with RAL 5012 Painted*	A	Lega di alluminio *Aluminium alloy*
W	Zinc. a c. con Verniciatura RAL 5012 *Hot-dip galv. with RAL 5012 Painted*	B	Lega di alluminio anodizzato *Aluminium alloy anodized*

CURVA IN SALITA A 60° SALDATA R=300 *Welded 60° vertical inside bend*

40B J N Z

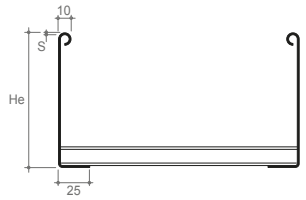

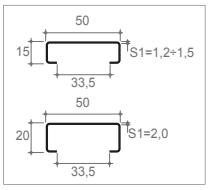

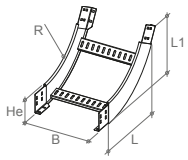

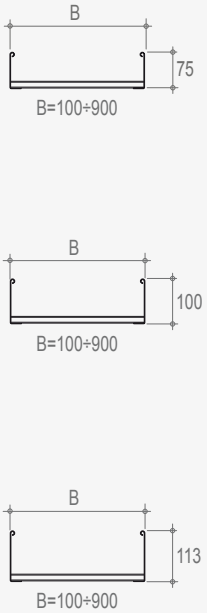

J N	Codice/ Code	S mm	kg/pz	B mm	He mm	R mm	S1 mm	L mm	L1 mm	kg/pz	S mm	Z	Codice/ Code
B2 ¤	40B3C100KKS	1,5	1,31	100	75	300	1,5	325	225	1,39	1,5	B2 Z	40B3C100KKS
B2 ¤	40B3C200KKS	1,5	1,49	200	75	300	1,5	325	225	1,57	1,5	B2 Z	40B3C200KKS
B2 ¤	40B3C300KKS	1,5	1,66	300	75	300	1,5	325	225	1,76	1,5	B2 Z	40B3C300KKS
B2 ¤	40B3C400KKS	1,5	1,84	400	75	300	1,5	325	225	1,95	1,5	B2 Z	40B3C400KKS
B2 ¤	40B3C500KKS	1,5	2,02	500	75	300	1,5	325	225	2,14	1,5	B2 Z	40B3C500KKS
B2 ¤	40B3C600KKS	1,5	2,20	600	75	300	1,5	325	225	2,33	1,5	B2 Z	40B3C600KKS
B2 ¤	40B3C700MMS	2,0	3,38	700	75	300	2,0	325	225	3,53	2,0	B2 Z	40B3C700MMS
B2 ¤	40B3C800MMS	2,0	3,65	800	75	300	2,0	325	225	3,81	2,0	B2 Z	40B3C800MMS
B2 ¤	40B3C900MMS	2,0	3,92	900	75	300	2,0	325	225	4,10	2,0	B2 Z	40B3C900MMS
B2 ¤	40B3D100KKS	1,5	1,65	100	100	300	1,5	346	250	1,75	1,5	B2 Z	40B3D100KKS
B2 ¤	40B3D200KKS	1,5	1,83	200	100	300	1,5	346	250	1,94	1,5	B2 Z	40B3D200KKS
B2 ¤	40B3D300KKS	1,5	2,01	300	100	300	1,5	346	250	2,13	1,5	B2 Z	40B3D300KKS
B2 ¤	40B3D400KKS	1,5	2,19	400	100	300	1,5	346	250	2,32	1,5	B2 Z	40B3D400KKS
B2 ¤	40B3D500KKS	1,5	2,37	500	100	300	1,5	346	250	2,51	1,5	B2 Z	40B3D500KKS
B2 ¤	40B3D600KKS	1,5	2,55	600	100	300	1,5	346	250	2,70	1,5	B2 Z	40B3D600KKS
B2 ¤	40B3D700MMS	2,0	3,84	700	100	300	2,0	346	250	4,02	2,0	B2 Z	40B3D700MMS
B2 ¤	40B3D800MMS	2,0	4,11	800	100	300	2,0	346	250	4,30	2,0	B2 Z	40B3D800MMS
B2 ¤	40B3D900MMS	2,0	4,38	900	100	300	2,0	346	250	4,58	2,0	B2 Z	40B3D900MMS
B2 ¤	40B3J100KKS	1,5	1,83	100	113	300	1,5	358	263	1,94	1,5	B2 Z	40B3J100KKS
B2 ¤	40B3J200KKS	1,5	2,01	200	113	300	1,5	358	263	2,13	1,5	B2 Z	40B3J200KKS
B2 ¤	40B3J300KKS	1,5	2,19	300	113	300	1,5	358	263	2,32	1,5	B2 Z	40B3J300KKS
B2 ¤	40B3J400KKS	1,5	2,37	400	113	300	1,5	358	263	2,51	1,5	B2 Z	40B3J400KKS
B2 ¤	40B3J500KKS	1,5	2,55	500	113	300	1,5	358	263	2,70	1,5	B2 Z	40B3J500KKS
B2 ¤	40B3J600KKS	1,5	2,72	600	113	300	1,5	358	263	2,89	1,5	B2 Z	40B3J600KKS
B2 ¤	40B3J700MMS	2,0	4,08	700	113	300	2,0	358	263	4,26	2,0	B2 Z	40B3J700MMS
B2 ¤	40B3J800MMS	2,0	4,35	800	113	300	2,0	358	263	4,54	2,0	B2 Z	40B3J800MMS
B2 ¤	40B3J900MMS	2,0	4,62	900	113	300	2,0	358	263	4,82	2,0	B2 Z	40B3J900MMS

¤ Scegli il materiale/ *Choose the material*

SALDATA WELDED R 300

CZ 2

COPERCHIO *Cover*

40 S I Y Z

40N Versione normale *Normal version*

40Q Versione autobloccante *Self-locking version*

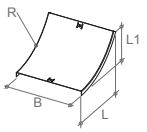

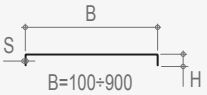

S I Y	Codice/ Code	S mm	kg/pz	B mm	H mm	R mm		L mm	L1 mm	kg/pz	S mm	Z	Codice/ Code
B2 ¤	40N3R100F	1,0	0,32	100	15	300		260	150	0,35	1,0	B2 Z	40N3R100F
B2 ¤	40N3R200F	1,0	0,56	200	15	300		260	150	0,61	1,0	B2 Z	40N3R200F
B2 ¤	40N3R300F	1,0	0,80	300	15	300		260	150	0,87	1,0	B2 Z	40N3R300F
B2 ¤	40N3R400F	1,0	1,04	400	15	300		260	150	1,14	1,0	B2 Z	40N3R400F
B2 ¤	40N3R500F	1,0	1,28	500	15	300		260	150	1,40	1,0	B2 Z	40N3R500F
B2 ¤	40N3R600F	1,0	1,53	600	15	300		260	150	1,66	1,0	B2 Z	40N3R600F
B2 ¤	40N3R700K	1,5	2,65	700	15	300		260	150	2,81	1,5	B2 Z	40N3R700K
B2 ¤	40N3R800K	1,5	3,02	800	15	300		260	150	3,20	1,5	B2 Z	40N3R800K
B2 ¤	40N3R900K	1,5	3,38	900	15	300		260	150	3,58	1,5	B2 Z	40N3R900K

¤ Scegli il materiale/ *Choose the material*

STANDARD					
S	Zincato Sendzimir *Pre-galvanized Sendzimir*	I	Acciaio Inox AISI 304 *AISI 304 Stainless steel*	Y	Acciaio Inox AISI 316L *AISI 316L Stainless steel*
Z	Zincato a caldo dopo lavorazione *Hot-dip galvanized after manufacture*	J	AISI 304 Decontaminato *AISI 304 Decontamined*	N	AISI 316L Decontaminato *AISI 316L Decontamined*

VARIANT			
V	Sendzimir con Verniciatura RAL 5012 *Sendzimir with RAL 5012 Painted*	A	Lega di alluminio *Aluminium alloy*
W	Zinc. a c. con Verniciatura RAL 5012 *Hot-dip galv. with RAL 5012 Painted*	B	Lega di alluminio anodizzato *Aluminium alloy anodized*

CURVA IN SALITA A 45° SALDATA R=300 *Welded 45° vertical inside bend*

31B J N Z

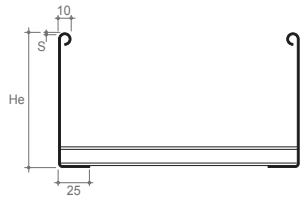

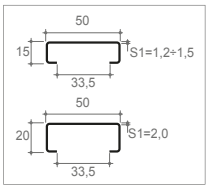

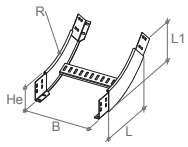

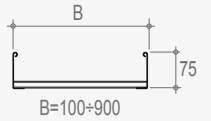

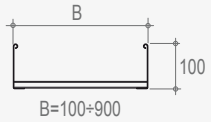

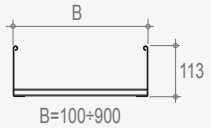

J N	Codice/ Code	S mm	♙ kg/pz	B mm	He mm	R mm	S1 mm	L mm	L1 mm	♙ kg/pz	S mm	Z	Codice/ Code
B2 ¤	31B3C100KKS	1,5	1,01	100	75	300	1,5	265	163	1,07	1,5	B2 Z	31B3C100KKS
B2 ¤	31B3C200KKS	1,5	1,10	200	75	300	1,5	265	163	1,17	1,5	B2 Z	31B3C200KKS
B2 ¤	31B3C300KKS	1,5	1,19	300	75	300	1,5	265	163	1,26	1,5	B2 Z	31B3C300KKS
B2 ¤	31B3C400KKS	1,5	1,28	400	75	300	1,5	265	163	1,36	1,5	B2 Z	31B3C400KKS
B2 ¤	31B3C500KKS	1,5	1,37	500	75	300	1,5	265	163	1,45	1,5	B2 Z	31B3C500KKS
B2 ¤	31B3C600KKS	1,5	1,46	600	75	300	1,5	265	163	1,55	1,5	B2 Z	31B3C600KKS
B2 ¤	31B3C700MMS	2,0	2,17	700	75	300	2,0	265	163	2,27	2,0	B2 Z	31B3C700MMS
B2 ¤	31B3C800MMS	2,0	2,30	800	75	300	2,0	265	163	2,41	2,0	B2 Z	31B3C800MMS
B2 ¤	31B3C900MMS	2,0	2,44	900	75	300	2,0	265	163	2,55	2,0	B2 Z	31B3C900MMS
B2 ¤	31B3D100KKS	1,5	1,30	100	100	300	1,5	283	188	1,38	1,5	B2 Z	31B3D100KKS
B2 ¤	31B3D200KKS	1,5	1,39	200	100	300	1,5	283	188	1,47	1,5	B2 Z	31B3D200KKS
B2 ¤	31B3D300KKS	1,5	1,48	300	100	300	1,5	283	188	1,56	1,5	B2 Z	31B3D300KKS
B2 ¤	31B3D400KKS	1,5	1,57	400	100	300	1,5	283	188	1,66	1,5	B2 Z	31B3D400KKS
B2 ¤	31B3D500KKS	1,5	1,65	500	100	300	1,5	283	188	1,75	1,5	B2 Z	31B3D500KKS
B2 ¤	31B3D600KKS	1,5	1,74	600	100	300	1,5	283	188	1,85	1,5	B2 Z	31B3D600KKS
B2 ¤	31B3D700MMS	2,0	2,55	700	100	300	2,0	283	188	2,66	2,0	B2 Z	31B3D700MMS
B2 ¤	31B3D800MMS	2,0	2,68	800	100	300	2,0	283	188	2,80	2,0	B2 Z	31B3D800MMS
B2 ¤	31B3D900MMS	2,0	2,82	900	100	300	2,0	283	188	2,94	2,0	B2 Z	31B3D900MMS
B2 ¤	31B3J100KKS	1,5	1,44	100	113	300	1,5	292	201	1,53	1,5	B2 Z	31B3J100KKS
B2 ¤	31B3J200KKS	1,5	1,53	200	113	300	1,5	292	201	1,62	1,5	B2 Z	31B3J200KKS
B2 ¤	31B3J300KKS	1,5	1,62	300	113	300	1,5	292	201	1,72	1,5	B2 Z	31B3J300KKS
B2 ¤	31B3J400KKS	1,5	1,71	400	113	300	1,5	292	201	1,81	1,5	B2 Z	31B3J400KKS
B2 ¤	31B3J500KKS	1,5	1,80	500	113	300	1,5	292	201	1,91	1,5	B2 Z	31B3J500KKS
B2 ¤	31B3J600KKS	1,5	1,89	600	113	300	1,5	292	201	2,00	1,5	B2 Z	31B3J600KKS
B2 ¤	31B3J700MMS	2,0	2,74	700	113	300	2,0	292	201	2,87	2,0	B2 Z	31B3J700MMS
B2 ¤	31B3J800MMS	2,0	2,88	800	113	300	2,0	292	201	3,01	2,0	B2 Z	31B3J800MMS
B2 ¤	31B3J900MMS	2,0	3,01	900	113	300	2,0	292	201	3,15	2,0	B2 Z	31B3J900MMS

¤ Scegli il materiale/ *Choose the material*

SALDATA WELDED R 300

CZ 2

COPERCHIO *Cover*

31 S I Y Z

31N Versione normale *Normal version*

31Q Versione autobloccante *Self-locking version*

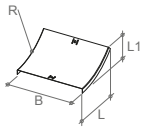

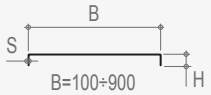

S I Y	Codice/ Code	S mm	♙ kg/pz	B mm	H mm	R mm		L mm	L1 mm	♙ kg/pz	S mm	Z	Codice/ Code
B2 ¤	31N3R100F	1,0	0,24	100	15	300		212	88	0,26	1,0	B2 Z	31N3R100F
B2 ¤	31N3R200F	1,0	0,42	200	15	300		212	88	0,46	1,0	B2 Z	31N3R200F
B2 ¤	31N3R300F	1,0	0,60	300	15	300		212	88	0,65	1,0	B2 Z	31N3R300F
B2 ¤	31N3R400F	1,0	0,78	400	15	300		212	88	0,85	1,0	B2 Z	31N3R400F
B2 ¤	31N3R500F	1,0	0,96	500	15	300		212	88	1,05	1,0	B2 Z	31N3R500F
B2 ¤	31N3R600F	1,0	1,14	600	15	300		212	88	1,24	1,0	B2 Z	31N3R600F
B2 ¤	31N3R700K	1,5	1,98	700	15	300		212	88	2,10	1,5	B2 Z	31N3R700K
B2 ¤	31N3R800K	1,5	2,25	800	15	300		212	88	2,39	1,5	B2 Z	31N3R800K
B2 ¤	31N3R900K	1,5	2,52	900	15	300		212	88	2,68	1,5	B2 Z	31N3R900K

¤ Scegli il materiale/ *Choose the material*

STANDARD					
S	Zincato Sendzimir *Pre-galvanized Sendzimir*	I	Acciaio Inox AISI 304 *AISI 304 Stainless steel*	Y	Acciaio Inox AISI 316L *AISI 316L Stainless steel*
Z	Zincato a caldo dopo lavorazione *Hot-dip galvanized after manufacture*	J	AISI 304 Decontaminato *AISI 304 Decontamined*	N	AISI 316L Decontaminato *AISI 316L Decontamined*

VARIANT			
V	Sendzimir con Verniciatura RAL 5012 *Sendzimir with RAL 5012 Painted*	A	Lega di alluminio *Aluminium alloy*
W	Zinc. a c. con Verniciatura RAL 5012 *Hot-dip galv. with RAL 5012 Painted*	B	Lega di alluminio anodizzato *Aluminium alloy anodized*

CURVA IN SALITA A 30° SALDATA R=300 *Welded 30° vertical inside bend*

32B J N Z

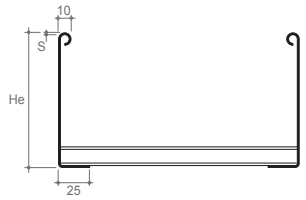

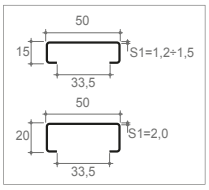

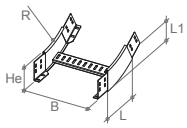

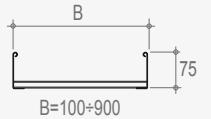

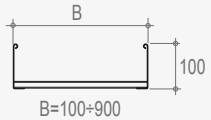

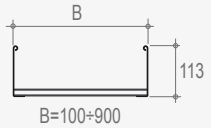

J N	Codice/ Code	S mm	♙ kg/pz	B mm	He mm	R mm	S1 mm	L mm	L1 mm	♙ kg/pz	S mm	Z	Codice/ Code
B2 ¤	32B3C100KKS	1,5	0,81	100	75	300	1,5	188	115	0,86	1,5	B2 Z	32B3C100KKS
B2 ¤	32B3C200KKS	1,5	0,90	200	75	300	1,5	188	115	0,95	1,5	B2 Z	32B3C200KKS
B2 ¤	32B3C300KKS	1,5	0,99	300	75	300	1,5	188	115	1,05	1,5	B2 Z	32B3C300KKS
B2 ¤	32B3C400KKS	1,5	1,08	400	75	300	1,5	188	115	1,14	1,5	B2 Z	32B3C400KKS
B2 ¤	32B3C500KKS	1,5	1,17	500	75	300	1,5	188	115	1,24	1,5	B2 Z	32B3C500KKS
B2 ¤	32B3C600KKS	1,5	1,26	600	75	300	1,5	188	115	1,33	1,5	B2 Z	32B3C600KKS
B2 ¤	32B3C700MMS	2,0	1,90	700	75	300	2,0	188	115	1,99	2,0	B2 Z	32B3C700MMS
B2 ¤	32B3C800MMS	2,0	2,04	800	75	300	2,0	188	115	2,13	2,0	B2 Z	32B3C800MMS
B2 ¤	32B3C900MMS	2,0	2,17	900	75	300	2,0	188	115	2,27	2,0	B2 Z	32B3C900MMS
B2 ¤	32B3D100KKS	1,5	1,03	100	100	300	1,5	200	140	1,10	1,5	B2 Z	32B3D100KKS
B2 ¤	32B3D200KKS	1,5	1,12	200	100	300	1,5	200	140	1,19	1,5	B2 Z	32B3D200KKS
B2 ¤	32B3D300KKS	1,5	1,21	300	100	300	1,5	200	140	1,29	1,5	B2 Z	32B3D300KKS
B2 ¤	32B3D400KKS	1,5	1,30	400	100	300	1,5	200	140	1,38	1,5	B2 Z	32B3D400KKS
B2 ¤	32B3D500KKS	1,5	1,39	500	100	300	1,5	200	140	1,48	1,5	B2 Z	32B3D500KKS
B2 ¤	32B3D600KKS	1,5	1,48	600	100	300	1,5	200	140	1,57	1,5	B2 Z	32B3D600KKS
B2 ¤	32B3D700MMS	2,0	2,20	700	100	300	2,0	200	140	2,30	2,0	B2 Z	32B3D700MMS
B2 ¤	32B3D800MMS	2,0	2,33	800	100	300	2,0	200	140	2,44	2,0	B2 Z	32B3D800MMS
B2 ¤	32B3D900MMS	2,0	2,47	900	100	300	2,0	200	140	2,58	2,0	B2 Z	32B3D900MMS
B2 ¤	32B3J100KKS	1,5	1,15	100	113	300	1,5	207	153	1,22	1,5	B2 Z	32B3J100KKS
B2 ¤	32B3J200KKS	1,5	1,24	200	113	300	1,5	207	153	1,31	1,5	B2 Z	32B3J200KKS
B2 ¤	32B3J300KKS	1,5	1,33	300	113	300	1,5	207	153	1,41	1,5	B2 Z	32B3J300KKS
B2 ¤	32B3J400KKS	1,5	1,42	400	113	300	1,5	207	153	1,50	1,5	B2 Z	32B3J400KKS
B2 ¤	32B3J500KKS	1,5	1,51	500	113	300	1,5	207	153	1,60	1,5	B2 Z	32B3J500KKS
B2 ¤	32B3J600KKS	1,5	1,59	600	113	300	1,5	207	153	1,69	1,5	B2 Z	32B3J600KKS
B2 ¤	32B3J700MMS	2,0	2,35	700	113	300	2,0	207	153	2,46	2,0	B2 Z	32B3J700MMS
B2 ¤	32B3J800MMS	2,0	2,48	800	113	300	2,0	207	153	2,60	2,0	B2 Z	32B3J800MMS
B2 ¤	32B3J900MMS	2,0	2,62	900	113	300	2,0	207	153	2,74	2,0	B2 Z	32B3J900MMS

¤ Scegli il materiale/ *Choose the material*

SALDATA R 300
WELDED

CZ 2

COPERCHIO *Cover*

32 S I Y Z

32N Versione normale *Normal version*

32Q Versione autobloccante *Self-locking version*

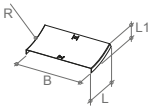

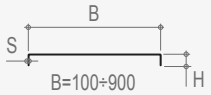

S I Y	Codice/ Code	S mm	♙ kg/pz	B mm	H mm	R mm		L mm	L1 mm	♙ kg/pz	S mm	Z	Codice/ Code
B2 ¤	32N3R100F	1,0	0,16	100	15	300		150	40	0,17	1,0	B2 Z	32N3R100F
B2 ¤	32N3R200F	1,0	0,27	200	15	300		150	40	0,30	1,0	B2 Z	32N3R200F
B2 ¤	32N3R300F	1,0	0,39	300	15	300		150	40	0,43	1,0	B2 Z	32N3R300F
B2 ¤	32N3R400F	1,0	0,51	400	15	300		150	40	0,56	1,0	B2 Z	32N3R400F
B2 ¤	32N3R500F	1,0	0,63	500	15	300		150	40	0,69	1,0	B2 Z	32N3R500F
B2 ¤	32N3R600F	1,0	0,75	600	15	300		150	40	0,82	1,0	B2 Z	32N3R600F
B2 ¤	32N3R700K	1,5	1,30	700	15	300		150	40	1,38	1,5	B2 Z	32N3R700K
B2 ¤	32N3R800K	1,5	1,48	800	15	300		150	40	1,57	1,5	B2 Z	32N3R800K
B2 ¤	32N3R900K	1,5	1,66	900	15	300		150	40	1,76	1,5	B2 Z	32N3R900K

¤ Scegli il materiale/ *Choose the material*

STANDARD						
	S	Zincato Sendzimir *Pre-galvanized Sendzimir*	I	Acciaio Inox AISI 304 *AISI 304 Stainless steel*	Y	Acciaio Inox AISI 316L *AISI 316L Stainless steel*
	Z	Zincato a caldo dopo lavorazione *Hot-dip galvanized after manufacture*	J	AISI 304 Decontaminato *AISI 304 Decontamined*	N	AISI 316L Decontaminato *AISI 316L Decontamined*

VARIANT				
	V	Sendzimir con Verniciatura RAL 5012 *Sendzimir with RAL 5012 Painted*	A	Lega di alluminio *Aluminium alloy*
	W	Zinc. a c. con Verniciatura RAL 5012 *Hot-dip galv. with RAL 5012 Painted*	B	Lega di alluminio anodizzato *Aluminium alloy anodized*

CURVA IN DISCESA A 90° SALDATA R=300 *Welded 90° vertical outside bend*

33B J N Z

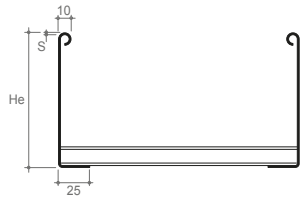

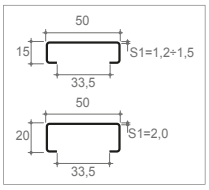

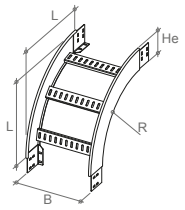

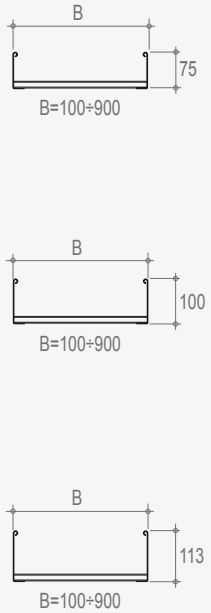

J N	Codice/ Code	S mm	♙ kg/pz	B mm	He mm	R mm	S1 mm	L mm	♙ kg/pz	S mm	Z	Codice/ Code
B2 ¤	33B3C100KKS	1,5	1,81	100	75	300	1,5	375	1,92	1,5	B2 Z	33B3C100KKS
B2 ¤	33B3C200KKS	1,5	2,08	200	75	300	1,5	375	2,20	1,5	B2 Z	33B3C200KKS
B2 ¤	33B3C300KKS	1,5	2,35	300	75	300	1,5	375	2,49	1,5	B2 Z	33B3C300KKS
B2 ¤	33B3C400KKS	1,5	2,62	400	75	300	1,5	375	2,77	1,5	B2 Z	33B3C400KKS
B2 ¤	33B3C500KKS	1,5	2,88	500	75	300	1,5	375	3,06	1,5	B2 Z	33B3C500KKS
B2 ¤	33B3C600KKS	1,5	3,15	600	75	300	1,5	375	3,34	1,5	B2 Z	33B3C600KKS
B2 ¤	33B3C700MMS	2,0	4,87	700	75	300	2,0	375	5,09	2,0	B2 Z	33B3C700MMS
B2 ¤	33B3C800MMS	2,0	5,28	800	75	300	2,0	375	5,52	2,0	B2 Z	33B3C800MMS
B2 ¤	33B3C900MMS	2,0	5,68	900	75	300	2,0	375	5,94	2,0	B2 Z	33B3C900MMS
B2 ¤	33B3D100KKS	1,5	2,28	100	100	300	1,5	400	2,42	1,5	B2 Z	33B3D100KKS
B2 ¤	33B3D200KKS	1,5	2,55	200	100	300	1,5	400	2,70	1,5	B2 Z	33B3D200KKS
B2 ¤	33B3D300KKS	1,5	2,82	300	100	300	1,5	400	2,99	1,5	B2 Z	33B3D300KKS
B2 ¤	33B3D400KKS	1,5	3,09	400	100	300	1,5	400	3,27	1,5	B2 Z	33B3D400KKS
B2 ¤	33B3D500KKS	1,5	3,35	500	100	300	1,5	400	3,56	1,5	B2 Z	33B3D500KKS
B2 ¤	33B3D600KKS	1,5	3,62	600	100	300	1,5	400	3,84	1,5	B2 Z	33B3D600KKS
B2 ¤	33B3D700MMS	2,0	5,50	700	100	300	2,0	400	5,75	2,0	B2 Z	33B3D700MMS
B2 ¤	33B3D800MMS	2,0	5,90	800	100	300	2,0	400	6,17	2,0	B2 Z	33B3D800MMS
B2 ¤	33B3D900MMS	2,0	6,31	900	100	300	2,0	400	6,59	2,0	B2 Z	33B3D900MMS
B2 ¤	33B3J100KKS	1,5	2,52	100	113	300	1,5	413	2,68	1,5	B2 Z	33B3J100KKS
B2 ¤	33B3J200KKS	1,5	2,79	200	113	300	1,5	413	2,96	1,5	B2 Z	33B3J200KKS
B2 ¤	33B3J300KKS	1,5	3,06	300	113	300	1,5	413	3,25	1,5	B2 Z	33B3J300KKS
B2 ¤	33B3J400KKS	1,5	3,33	400	113	300	1,5	413	3,53	1,5	B2 Z	33B3J400KKS
B2 ¤	33B3J500KKS	1,5	3,60	500	113	300	1,5	413	3,81	1,5	B2 Z	33B3J500KKS
B2 ¤	33B3J600KKS	1,5	3,87	600	113	300	1,5	413	4,10	1,5	B2 Z	33B3J600KKS
B2 ¤	33B3J700MMS	2,0	5,83	700	113	300	2,0	413	6,09	2,0	B2 Z	33B3J700MMS
B2 ¤	33B3J800MMS	2,0	6,23	800	113	300	2,0	413	6,51	2,0	B2 Z	33B3J800MMS
B2 ¤	33B3J900MMS	2,0	6,63	900	113	300	2,0	413	6,93	2,0	B2 Z	33B3J900MMS

¤ Scegli il materiale/ *Choose the material*

SALDATA WELDED R 300

CZ 2

STANDARD						
S	Zincato Sendzimir *Pre-galvanized Sendzimir*	I	Acciaio Inox AISI 304 *AISI 304 Stainless steel*	Y	Acciaio Inox AISI 316L *AISI 316L Stainless steel*
Z	Zincato a caldo dopo lavorazione *Hot-dip galvanized after manufacture*	J	AISI 304 Decontaminato *AISI 304 Decontamined*	N	AISI 316L Decontaminato *AISI 316L Decontamined*

VARIANT			
V	Sendzimir con Verniciatura RAL 5012 *Sendzimir with RAL 5012 Painted*	A	Lega di alluminio *Aluminium alloy*
W	Zinc. a c. con Verniciatura RAL 5012 *Hot-dip galv. with RAL 5012 Painted*	B	Lega di alluminio anodizzato *Aluminium alloy anodized*

COPERCHIO *Cover*

33 S I Y Z

33N Versione normale
Normal version

33Q Versione autobloccante
Self-locking version

He= altezza nominale passerella
He= cable tray nominal height

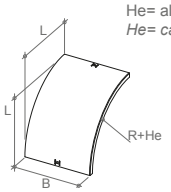

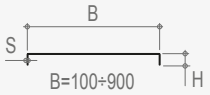

S I Y Codice/ Code	S mm	Δ kg/pz	B mm	He mm	R mm	L mm	Δ kg/pz	S mm	Z Codice/ Code
B2 ¤ 33N3C100F	1,0	0,61	100	75	300	375	0,66	1,0	B2 Z 33N3C100F
B2 ¤ 33N3C200F	1,0	1,07	200	75	300	375	1,16	1,0	B2 Z 33N3C200F
B2 ¤ 33N3C300F	1,0	1,53	300	75	300	375	1,67	1,0	B2 Z 33N3C300F
B2 ¤ 33N3C400F	1,0	1,99	400	75	300	375	2,17	1,0	B2 Z 33N3C400F
B2 ¤ 33N3C500F	1,0	2,46	500	75	300	375	2,68	1,0	B2 Z 33N3C500F
B2 ¤ 33N3C600F	1,0	2,92	600	75	300	375	3,18	1,0	B2 Z 33N3C600F
B2 ¤ 33N3C700K	1,5	5,07	700	75	300	375	5,38	1,5	B2 Z 33N3C700K
B2 ¤ 33N3C800K	1,5	5,76	800	75	300	375	6,11	1,5	B2 Z 33N3C800K
B2 ¤ 33N3C900K	1,5	6,46	900	75	300	375	6,85	1,5	B2 Z 33N3C900K
B2 ¤ 33N3D100F	1,0	0,65	100	100	300	400	0,70	1,0	B2 Z 33N3D100F
B2 ¤ 33N3D200F	1,0	1,14	200	100	300	400	1,24	1,0	B2 Z 33N3D200F
B2 ¤ 33N3D300F	1,0	1,63	300	100	300	400	1,78	1,0	B2 Z 33N3D300F
B2 ¤ 33N3D400F	1,0	2,13	400	100	300	400	2,32	1,0	B2 Z 33N3D400F
B2 ¤ 33N3D500F	1,0	2,62	500	100	300	400	2,86	1,0	B2 Z 33N3D500F
B2 ¤ 33N3D600F	1,0	3,11	600	100	300	400	3,39	1,0	B2 Z 33N3D600F
B2 ¤ 33N3D700K	1,5	5,41	700	100	300	400	5,73	1,5	B2 Z 33N3D700K
B2 ¤ 33N3D800K	1,5	6,15	800	100	300	400	6,52	1,5	B2 Z 33N3D800K
B2 ¤ 33N3D900K	1,5	6,89	900	100	300	400	7,30	1,5	B2 Z 33N3D900K
B2 ¤ 33N3J100F	1,0	0,67	100	113	300	413	0,73	1,0	B2 Z 33N3J100F
B2 ¤ 33N3J200F	1,0	1,17	200	113	300	413	1,28	1,0	B2 Z 33N3J200F
B2 ¤ 33N3J300F	1,0	1,68	300	113	300	413	1,84	1,0	B2 Z 33N3J300F
B2 ¤ 33N3J400F	1,0	2,19	400	113	300	413	2,39	1,0	B2 Z 33N3J400F
B2 ¤ 33N3J500F	1,0	2,70	500	113	300	413	2,95	1,0	B2 Z 33N3J500F
B2 ¤ 33N3J600F	1,0	3,21	600	113	300	413	3,50	1,0	B2 Z 33N3J600F
B2 ¤ 33N3J700K	1,5	5,58	700	113	300	413	5,91	1,5	B2 Z 33N3J700K
B2 ¤ 33N3J800K	1,5	6,34	800	113	300	413	6,72	1,5	B2 Z 33N3J800K
B2 ¤ 33N3J900K	1,5	7,10	900	113	300	413	7,53	1,5	B2 Z 33N3J900K

¤ Scegli il materiale/ *Choose the material*

STANDARD					
S	Zincato Sendzimir *Pre-galvanized Sendzimir*	I	Acciaio Inox AISI 304 *AISI 304 Stainless steel*	Y	Acciaio Inox AISI 316L *AISI 316L Stainless steel*
Z	Zincato a caldo dopo lavorazione *Hot-dip galvanized after manufacture*	J	AISI 304 Decontaminato *AISI 304 Decontamined*	N	AISI 316L Decontaminato *AISI 316L Decontamined*

VARIANT			
V	Sendzimir con Verniciatura RAL 5012 *Sendzimir with RAL 5012 Painted*	A	Lega di alluminio *Aluminium alloy*
W	Zinc. a c. con Verniciatura RAL 5012 *Hot-dip galv. with RAL 5012 Painted*	B	Lega di alluminio anodizzato *Aluminium alloy anodized*

CURVA IN DISCESA A 60° SALDATA R=300 *Welded 60° vertical outside bend*

41B J N Z

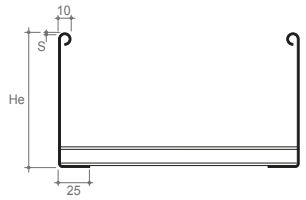

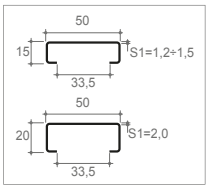

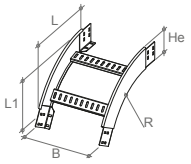

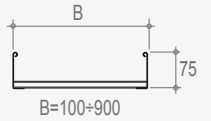

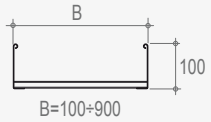

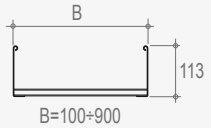

J N Codice/ Code	S mm	♙ kg/pz	B mm	He mm	R mm	S1 mm	L mm	L1 mm	♙ kg/pz	S mm	Z Codice/ Code
B2 ¤ 41B3C100KKS	1,5	1,31	100	75	300	1,5	325	225	1,39	1,5	B2 Z 41B3C100KKS
B2 ¤ 41B3C200KKS	1,5	1,49	200	75	300	1,5	325	225	1,58	1,5	B2 Z 41B3C200KKS
B2 ¤ 41B3C300KKS	1,5	1,67	300	75	300	1,5	325	225	1,77	1,5	B2 Z 41B3C300KKS
B2 ¤ 41B3C400KKS	1,5	1,85	400	75	300	1,5	325	225	1,96	1,5	B2 Z 41B3C400KKS
B2 ¤ 41B3C500KKS	1,5	2,03	500	75	300	1,5	325	225	2,15	1,5	B2 Z 41B3C500KKS
B2 ¤ 41B3C600KKS	1,5	2,21	600	75	300	1,5	325	225	2,34	1,5	B2 Z 41B3C600KKS
B2 ¤ 41B3C700MMS	2,0	3,39	700	75	300	2,0	325	225	3,54	2,0	B2 Z 41B3C700MMS
B2 ¤ 41B3C800MMS	2,0	3,66	800	75	300	2,0	325	225	3,82	2,0	B2 Z 41B3C800MMS
B2 ¤ 41B3C900MMS	2,0	3,93	900	75	300	2,0	325	225	4,10	2,0	B2 Z 41B3C900MMS
B2 ¤ 41B3D100KKS	1,5	1,66	100	100	300	1,5	346	250	1,76	1,5	B2 Z 41B3D100KKS
B2 ¤ 41B3D200KKS	1,5	1,84	200	100	300	1,5	346	250	1,95	1,5	B2 Z 41B3D200KKS
B2 ¤ 41B3D300KKS	1,5	2,02	300	100	300	1,5	346	250	2,14	1,5	B2 Z 41B3D300KKS
B2 ¤ 41B3D400KKS	1,5	2,20	400	100	300	1,5	346	250	2,33	1,5	B2 Z 41B3D400KKS
B2 ¤ 41B3D500KKS	1,5	2,37	500	100	300	1,5	346	250	2,52	1,5	B2 Z 41B3D500KKS
B2 ¤ 41B3D600KKS	1,5	2,55	600	100	300	1,5	346	250	2,71	1,5	B2 Z 41B3D600KKS
B2 ¤ 41B3D700MMS	2,0	3,85	700	100	300	2,0	346	250	4,03	2,0	B2 Z 41B3D700MMS
B2 ¤ 41B3D800MMS	2,0	4,12	800	100	300	2,0	346	250	4,31	2,0	B2 Z 41B3D800MMS
B2 ¤ 41B3D900MMS	2,0	4,39	900	100	300	2,0	346	250	4,59	2,0	B2 Z 41B3D900MMS
B2 ¤ 41B3J100KKS	1,5	1,84	100	113	300	1,5	358	263	1,95	1,5	B2 Z 41B3J100KKS
B2 ¤ 41B3J200KKS	1,5	2,02	200	113	300	1,5	358	263	2,14	1,5	B2 Z 41B3J200KKS
B2 ¤ 41B3J300KKS	1,5	2,20	300	113	300	1,5	358	263	2,33	1,5	B2 Z 41B3J300KKS
B2 ¤ 41B3J400KKS	1,5	2,37	400	113	300	1,5	358	263	2,52	1,5	B2 Z 41B3J400KKS
B2 ¤ 41B3J500KKS	1,5	2,55	500	113	300	1,5	358	263	2,71	1,5	B2 Z 41B3J500KKS
B2 ¤ 41B3J600KKS	1,5	2,73	600	113	300	1,5	358	263	2,90	1,5	B2 Z 41B3J600KKS
B2 ¤ 41B3J700MMS	2,0	4,09	700	113	300	2,0	358	263	4,28	2,0	B2 Z 41B3J700MMS
B2 ¤ 41B3J800MMS	2,0	4,36	800	113	300	2,0	358	263	4,56	2,0	B2 Z 41B3J800MMS
B2 ¤ 41B3J900MMS	2,0	4,63	900	113	300	2,0	358	263	4,84	2,0	B2 Z 41B3J900MMS

¤ Scegli il materiale/ *Choose the material*

STANDARD						
S	Zincato Sendzimir *Pre-galvanized Sendzimir*	I	Acciaio Inox AISI 304 *AISI 304 Stainless steel*	Y	Acciaio Inox AISI 316L *AISI 316L Stainless steel*
Z	Zincato a caldo dopo lavorazione *Hot-dip galvanized after manufacture*	J	AISI 304 Decontaminato *AISI 304 Decontamined*	N	AISI 316L Decontaminato *AISI 316L Decontamined*

VARIANT					
V	Sendzimir con Verniciatura RAL 5012 *Sendzimir with RAL 5012 Painted*	A	Lega di alluminio *Aluminium alloy*
W	Zinc. a c. con Verniciatura RAL 5012 *Hot-dip galv. with RAL 5012 Painted*	B	Lega di alluminio anodizzato *Aluminium alloy anodized*

COPERCHIO *Cover*

41 S I Y Z

41N Versione normale
Normal version

41Q Versione autobloccante
Self-locking version

He= altezza nominale passerella
He= cable tray nominal height

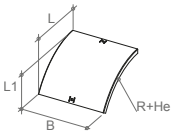

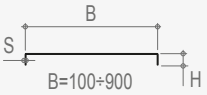

S I Y Codice/ Code	S mm	Δ kg/pz	B mm	He mm	R mm		L mm	L1 mm	Δ kg/pz	S mm	Z Codice/ Code
B2 ¤ 41N3C100F	1,0	0,40	100	75	300		325	188	0,44	1,0	B2 Z 41N3C100F
B2 ¤ 41N3C200F	1,0	0,71	200	75	300		325	188	0,78	1,0	B2 Z 41N3C200F
B2 ¤ 41N3C300F	1,0	1,02	300	75	300		325	188	1,11	1,0	B2 Z 41N3C300F
B2 ¤ 41N3C400F	1,0	1,33	400	75	300		325	188	1,45	1,0	B2 Z 41N3C400F
B2 ¤ 41N3C500F	1,0	1,64	500	75	300		325	188	1,78	1,0	B2 Z 41N3C500F
B2 ¤ 41N3C600F	1,0	1,95	600	75	300		325	188	2,12	1,0	B2 Z 41N3C600F
B2 ¤ 41N3C700K	1,5	3,38	700	75	300		325	188	3,58	1,5	B2 Z 41N3C700K
B2 ¤ 41N3C800K	1,5	3,84	800	75	300		325	188	4,07	1,5	B2 Z 41N3C800K
B2 ¤ 41N3C900K	1,5	4,30	900	75	300		325	188	4,56	1,5	B2 Z 41N3C900K
B2 ¤ 41N3D100F	1,0	0,43	100	100	300		346	200	0,47	1,0	B2 Z 41N3D100F
B2 ¤ 41N3D200F	1,0	0,76	200	100	300		346	200	0,83	1,0	B2 Z 41N3D200F
B2 ¤ 41N3D300F	1,0	1,09	300	100	300		346	200	1,19	1,0	B2 Z 41N3D300F
B2 ¤ 41N3D400F	1,0	1,42	400	100	300		346	200	1,55	1,0	B2 Z 41N3D400F
B2 ¤ 41N3D500F	1,0	1,75	500	100	300		346	200	1,90	1,0	B2 Z 41N3D500F
B2 ¤ 41N3D600F	1,0	2,07	600	100	300		346	200	2,26	1,0	B2 Z 41N3D600F
B2 ¤ 41N3D700K	1,5	3,61	700	100	300		346	200	3,82	1,5	B2 Z 41N3D700K
B2 ¤ 41N3D800K	1,5	4,10	800	100	300		346	200	4,35	1,5	B2 Z 41N3D800K
B2 ¤ 41N3D900K	1,5	4,59	900	100	300		346	200	4,87	1,5	B2 Z 41N3D900K
B2 ¤ 41N3J100F	1,0	0,44	100	113	300		358	207	0,48	1,0	B2 Z 41N3J100F
B2 ¤ 41N3J200F	1,0	0,78	200	113	300		358	207	0,85	1,0	B2 Z 41N3J200F
B2 ¤ 41N3J300F	1,0	1,12	300	113	300		358	207	1,22	1,0	B2 Z 41N3J300F
B2 ¤ 41N3J400F	1,0	1,46	400	113	300		358	207	1,59	1,0	B2 Z 41N3J400F
B2 ¤ 41N3J500F	1,0	1,80	500	113	300		358	207	1,96	1,0	B2 Z 41N3J500F
B2 ¤ 41N3J600F	1,0	2,14	600	113	300		358	207	2,33	1,0	B2 Z 41N3J600F
B2 ¤ 41N3J700K	1,5	3,72	700	113	300		358	207	3,94	1,5	B2 Z 41N3J700K
B2 ¤ 41N3J800K	1,5	4,23	800	113	300		358	207	4,48	1,5	B2 Z 41N3J800K
B2 ¤ 41N3J900K	1,5	4,74	900	113	300		358	207	5,02	1,5	B2 Z 41N3J900K

¤ Scegli il materiale/ *Choose the material*

SALDATA R 300
WELDED

CZ 2

STANDARD						
S	Zincato Sendzimir *Pre-galvanized Sendzimir*	I	Acciaio Inox AISI 304 *AISI 304 Stainless steel*	Y	Acciaio Inox AISI 316L *AISI 316L Stainless steel*
Z	Zincato a caldo dopo lavorazione *Hot-dip galvanized after manufacture*	J	AISI 304 Decontaminato *AISI 304 Decontamined*	N	AISI 316L Decontaminato *AISI 316L Decontamined*

VARIANT			
V	Sendzimir con Verniciatura RAL 5012 *Sendzimir with RAL 5012 Painted*	A	Lega di alluminio *Aluminium alloy*
W	Zinc. a c. con Verniciatura RAL 5012 *Hot-dip galv. with RAL 5012 Painted*	B	Lega di alluminio anodizzato *Aluminium alloy anodized*

CURVA IN DISCESA A 45° SALDATA R=300 *Welded 45° vertical outside bend*

34B J N Z

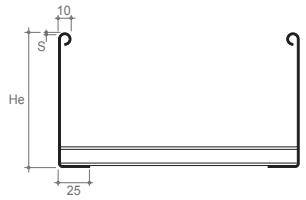

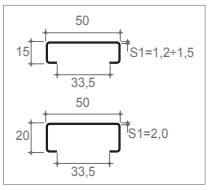

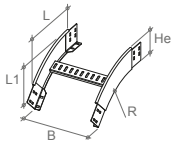

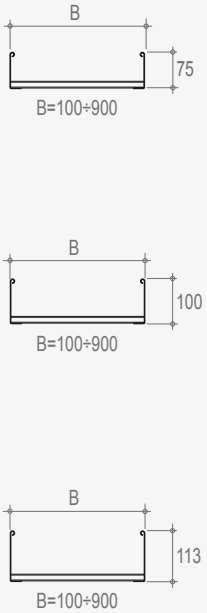

J N	Codice/ Code	S mm	⚖ kg/pz	B mm	He mm	R mm	S1 mm	L mm	L1 mm	⚖ kg/pz	S mm	Z	Codice/ Code
B2 ¤	34B3C100KKS	1,5	1,02	100	75	300	1,5	265	163	1,08	1,5	B2 Z	34B3C100KKS
B2 ¤	34B3C200KKS	1,5	1,11	200	75	300	1,5	265	163	1,17	1,5	B2 Z	34B3C200KKS
B2 ¤	34B3C300KKS	1,5	1,20	300	75	300	1,5	265	163	1,27	1,5	B2 Z	34B3C300KKS
B2 ¤	34B3C400KKS	1,5	1,29	400	75	300	1,5	265	163	1,36	1,5	B2 Z	34B3C400KKS
B2 ¤	34B3C500KKS	1,5	1,38	500	75	300	1,5	265	163	1,46	1,5	B2 Z	34B3C500KKS
B2 ¤	34B3C600KKS	1,5	1,46	600	75	300	1,5	265	163	1,55	1,5	B2 Z	34B3C600KKS
B2 ¤	34B3C700MMS	2,0	2,18	700	75	300	2,0	265	163	2,27	2,0	B2 Z	34B3C700MMS
B2 ¤	34B3C800MMS	2,0	2,31	800	75	300	2,0	265	163	2,42	2,0	B2 Z	34B3C800MMS
B2 ¤	34B3C900MMS	2,0	2,44	900	75	300	2,0	265	163	2,56	2,0	B2 Z	34B3C900MMS
B2 ¤	34B3D100KKS	1,5	1,30	100	100	300	1,5	283	188	1,38	1,5	B2 Z	34B3D100KKS
B2 ¤	34B3D200KKS	1,5	1,39	200	100	300	1,5	283	188	1,48	1,5	B2 Z	34B3D200KKS
B2 ¤	34B3D300KKS	1,5	1,48	300	100	300	1,5	283	188	1,57	1,5	B2 Z	34B3D300KKS
B2 ¤	34B3D400KKS	1,5	1,57	400	100	300	1,5	283	188	1,67	1,5	B2 Z	34B3D400KKS
B2 ¤	34B3D500KKS	1,5	1,66	500	100	300	1,5	283	188	1,76	1,5	B2 Z	34B3D500KKS
B2 ¤	34B3D600KKS	1,5	1,75	600	100	300	1,5	283	188	1,86	1,5	B2 Z	34B3D600KKS
B2 ¤	34B3D700MMS	2,0	2,56	700	100	300	2,0	283	188	2,67	2,0	B2 Z	34B3D700MMS
B2 ¤	34B3D800MMS	2,0	2,69	800	100	300	2,0	283	188	2,81	2,0	B2 Z	34B3D800MMS
B2 ¤	34B3D900MMS	2,0	2,82	900	100	300	2,0	283	188	2,95	2,0	B2 Z	34B3D900MMS
B2 ¤	34B3J100KKS	1,5	1,45	100	113	300	1,5	292	201	1,54	1,5	B2 Z	34B3J100KKS
B2 ¤	34B3J200KKS	1,5	1,54	200	113	300	1,5	292	201	1,63	1,5	B2 Z	34B3J200KKS
B2 ¤	34B3J300KKS	1,5	1,63	300	113	300	1,5	292	201	1,73	1,5	B2 Z	34B3J300KKS
B2 ¤	34B3J400KKS	1,5	1,72	400	113	300	1,5	292	201	1,82	1,5	B2 Z	34B3J400KKS
B2 ¤	34B3J500KKS	1,5	1,81	500	113	300	1,5	292	201	1,92	1,5	B2 Z	34B3J500KKS
B2 ¤	34B3J600KKS	1,5	1,90	600	113	300	1,5	292	201	2,01	1,5	B2 Z	34B3J600KKS
B2 ¤	34B3J700MMS	2,0	2,75	700	113	300	2,0	292	201	2,88	2,0	B2 Z	34B3J700MMS
B2 ¤	34B3J800MMS	2,0	2,89	800	113	300	2,0	292	201	3,02	2,0	B2 Z	34B3J800MMS
B2 ¤	34B3J900MMS	2,0	3,02	900	113	300	2,0	292	201	3,16	2,0	B2 Z	34B3J900MMS

¤ Scegli il materiale/ *Choose the material*

SALDATA WELDED R 300

CZ 2

STANDARD						
S	Zincato Sendzimir *Pre-galvanized Sendzimir*	I	Acciaio Inox AISI 304 *AISI 304 Stainless steel*	Y	Acciaio Inox AISI 316L *AISI 316L Stainless steel*
Z	Zincato a caldo dopo lavorazione *Hot-dip galvanized after manufacture*	J	AISI 304 Decontaminato *AISI 304 Decontamined*	N	AISI 316L Decontaminato *AISI 316L Decontamined*

VARIANT			
V	Sendzimir con Verniciatura RAL 5012 *Sendzimir with RAL 5012 Painted*	A	Lega di alluminio *Aluminium alloy*
W	Zinc. a c. con Verniciatura RAL 5012 *Hot-dip galv. with RAL 5012 Painted*	B	Lega di alluminio anodizzato *Aluminium alloy anodized*

COPERCHIO *Cover*

34 S I Y Z

34N Versione normale
Normal version

34Q Versione autobloccante
Self-locking version

He= altezza nominale passerella
He= cable tray nominal height

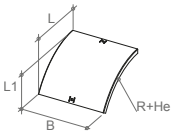

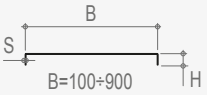

S I Y Codice/ Code	S mm	Δ kg/pz	B mm	He mm	R mm		L mm	L1 mm	Δ kg/pz	S mm	Z Codice/ Code
B2 ¤ 34N3C100F	1,0	0,30	100	75	300		265	110	0,33	1,0	B2 Z 34N3C100F
B2 ¤ 34N3C200F	1,0	0,53	200	75	300		265	110	0,58	1,0	B2 Z 34N3C200F
B2 ¤ 34N3C300F	1,0	0,77	300	75	300		265	110	0,83	1,0	B2 Z 34N3C300F
B2 ¤ 34N3C400F	1,0	1,00	400	75	300		265	110	1,09	1,0	B2 Z 34N3C400F
B2 ¤ 34N3C500F	1,0	1,23	500	75	300		265	110	1,34	1,0	B2 Z 34N3C500F
B2 ¤ 34N3C600F	1,0	1,46	600	75	300		265	110	1,59	1,0	B2 Z 34N3C600F
B2 ¤ 34N3C700K	1,5	2,54	700	75	300		265	110	2,69	1,5	B2 Z 34N3C700K
B2 ¤ 34N3C800K	1,5	2,88	800	75	300		265	110	3,06	1,5	B2 Z 34N3C800K
B2 ¤ 34N3C900K	1,5	3,23	900	75	300		265	110	3,42	1,5	B2 Z 34N3C900K
B2 ¤ 34N3D100F	1,0	0,32	100	100	300		283	117	0,35	1,0	B2 Z 34N3D100F
B2 ¤ 34N3D200F	1,0	0,57	200	100	300		283	117	0,62	1,0	B2 Z 34N3D200F
B2 ¤ 34N3D300F	1,0	0,82	300	100	300		283	117	0,89	1,0	B2 Z 34N3D300F
B2 ¤ 34N3D400F	1,0	1,06	400	100	300		283	117	1,16	1,0	B2 Z 34N3D400F
B2 ¤ 34N3D500F	1,0	1,31	500	100	300		283	117	1,43	1,0	B2 Z 34N3D500F
B2 ¤ 34N3D600F	1,0	1,56	600	100	300		283	117	1,70	1,0	B2 Z 34N3D600F
B2 ¤ 34N3D700K	1,5	2,70	700	100	300		283	117	2,87	1,5	B2 Z 34N3D700K
B2 ¤ 34N3D800K	1,5	3,07	800	100	300		283	117	3,26	1,5	B2 Z 34N3D800K
B2 ¤ 34N3D900K	1,5	3,44	900	100	300		283	117	3,65	1,5	B2 Z 34N3D900K
B2 ¤ 34N3J100F	1,0	0,33	100	113	300		292	121	0,36	1,0	B2 Z 34N3J100F
B2 ¤ 34N3J200F	1,0	0,59	200	113	300		292	121	0,64	1,0	B2 Z 34N3J200F
B2 ¤ 34N3J300F	1,0	0,84	300	113	300		292	121	0,92	1,0	B2 Z 34N3J300F
B2 ¤ 34N3J400F	1,0	1,10	400	113	300		292	121	1,20	1,0	B2 Z 34N3J400F
B2 ¤ 34N3J500F	1,0	1,35	500	113	300		292	121	1,47	1,0	B2 Z 34N3J500F
B2 ¤ 34N3J600F	1,0	1,60	600	113	300		292	121	1,75	1,0	B2 Z 34N3J600F
B2 ¤ 34N3J700K	1,5	2,79	700	113	300		292	121	2,96	1,5	B2 Z 34N3J700K
B2 ¤ 34N3J800K	1,5	3,17	800	113	300		292	121	3,36	1,5	B2 Z 34N3J800K
B2 ¤ 34N3J900K	1,5	3,55	900	113	300		292	121	3,77	1,5	B2 Z 34N3J900K

¤ Scegli il materiale/ *Choose the material*

SALDATA R 300
WELDED

CZ 2

STANDARD						
S	Zincato Sendzimir *Pre-galvanized Sendzimir*	I	Acciaio Inox AISI 304 *AISI 304 Stainless steel*	Y	Acciaio Inox AISI 316L *AISI 316L Stainless steel*
Z	Zincato a caldo dopo lavorazione *Hot-dip galvanized after manufacture*	J	AISI 304 Decontaminato *AISI 304 Decontamined*	N	AISI 316L Decontaminato *AISI 316L Decontamined*

VARIANT			
V	Sendzimir con Verniciatura RAL 5012 *Sendzimir with RAL 5012 Painted*	A	Lega di alluminio *Aluminium alloy*
W	Zinc. a c. con Verniciatura RAL 5012 *Hot-dip galv. with RAL 5012 Painted*	B	Lega di alluminio anodizzato *Aluminium alloy anodized*

CURVA IN DISCESA A 30° SALDATA R=300 *Welded 30° vertical outside bend*

35B J N Z

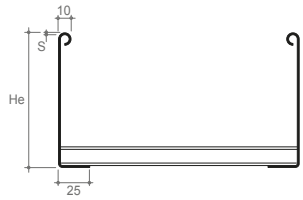

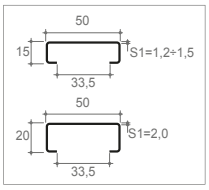

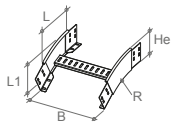

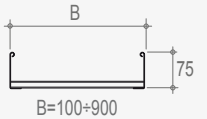

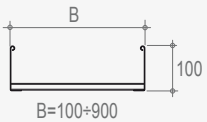

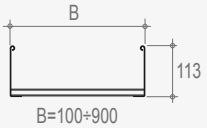

J N	Codice/ Code	S mm	kg/pz	B mm	He mm	R mm	S1 mm	L mm	L1 mm	kg/pz	S mm	Z	Codice/ Code
B2 ¤	35B3C100KKS	1,5	0,81	100	75	300	1,5	188	115	0,86	1,5	B2 Z	35B3C100KKS
B2 ¤	35B3C200KKS	1,5	0,90	200	75	300	1,5	188	115	0,96	1,5	B2 Z	35B3C200KKS
B2 ¤	35B3C300KKS	1,5	0,99	300	75	300	1,5	188	115	1,05	1,5	B2 Z	35B3C300KKS
B2 ¤	35B3C400KKS	1,5	1,08	400	75	300	1,5	188	115	1,15	1,5	B2 Z	35B3C400KKS
B2 ¤	35B3C500KKS	1,5	1,17	500	75	300	1,5	188	115	1,24	1,5	B2 Z	35B3C500KKS
B2 ¤	35B3C600KKS	1,5	1,26	600	75	300	1,5	188	115	1,34	1,5	B2 Z	35B3C600KKS
B2 ¤	35B3C700MMS	2,0	1,91	700	75	300	2,0	188	115	1,99	2,0	B2 Z	35B3C700MMS
B2 ¤	35B3C800MMS	2,0	2,04	800	75	300	2,0	188	115	2,13	2,0	B2 Z	35B3C800MMS
B2 ¤	35B3C900MMS	2,0	2,17	900	75	300	2,0	188	115	2,27	2,0	B2 Z	35B3C900MMS
B2 ¤	35B3D100KKS	1,5	1,04	100	100	300	1,5	200	140	1,10	1,5	B2 Z	35B3D100KKS
B2 ¤	35B3D200KKS	1,5	1,13	200	100	300	1,5	200	140	1,19	1,5	B2 Z	35B3D200KKS
B2 ¤	35B3D300KKS	1,5	1,22	300	100	300	1,5	200	140	1,29	1,5	B2 Z	35B3D300KKS
B2 ¤	35B3D400KKS	1,5	1,31	400	100	300	1,5	200	140	1,38	1,5	B2 Z	35B3D400KKS
B2 ¤	35B3D500KKS	1,5	1,39	500	100	300	1,5	200	140	1,48	1,5	B2 Z	35B3D500KKS
B2 ¤	35B3D600KKS	1,5	1,48	600	100	300	1,5	200	140	1,57	1,5	B2 Z	35B3D600KKS
B2 ¤	35B3D700MMS	2,0	2,20	700	100	300	2,0	200	140	2,30	2,0	B2 Z	35B3D700MMS
B2 ¤	35B3D800MMS	2,0	2,34	800	100	300	2,0	200	140	2,44	2,0	B2 Z	35B3D800MMS
B2 ¤	35B3D900MMS	2,0	2,47	900	100	300	2,0	200	140	2,58	2,0	B2 Z	35B3D900MMS
B2 ¤	35B3J100KKS	1,5	1,15	100	113	300	1,5	207	153	1,22	1,5	B2 Z	35B3J100KKS
B2 ¤	35B3J200KKS	1,5	1,24	200	113	300	1,5	207	153	1,32	1,5	B2 Z	35B3J200KKS
B2 ¤	35B3J300KKS	1,5	1,33	300	113	300	1,5	207	153	1,41	1,5	B2 Z	35B3J300KKS
B2 ¤	35B3J400KKS	1,5	1,42	400	113	300	1,5	207	153	1,51	1,5	B2 Z	35B3J400KKS
B2 ¤	35B3J500KKS	1,5	1,51	500	113	300	1,5	207	153	1,60	1,5	B2 Z	35B3J500KKS
B2 ¤	35B3J600KKS	1,5	1,60	600	113	300	1,5	207	153	1,70	1,5	B2 Z	35B3J600KKS
B2 ¤	35B3J700MMS	2,0	2,36	700	113	300	2,0	207	153	2,46	2,0	B2 Z	35B3J700MMS
B2 ¤	35B3J800MMS	2,0	2,49	800	113	300	2,0	207	153	2,60	2,0	B2 Z	35B3J800MMS
B2 ¤	35B3J900MMS	2,0	2,62	900	113	300	2,0	207	153	2,74	2,0	B2 Z	35B3J900MMS

¤ Scegli il materiale/ *Choose the material*

SALDATA WELDED R 300

CZ 2

STANDARD						
S	Zincato Sendzimir *Pre-galvanized Sendzimir*	I	Acciaio Inox AISI 304 *AISI 304 Stainless steel*	Y	Acciaio Inox AISI 316L *AISI 316L Stainless steel*
Z	Zincato a caldo dopo lavorazione *Hot-dip galvanized after manufacture*	J	AISI 304 Decontaminato *AISI 304 Decontamined*	N	AISI 316L Decontaminato *AISI 316L Decontamined*

VARIANT			
V	Sendzimir con Verniciatura RAL 5012 *Sendzimir with RAL 5012 Painted*	A	Lega di alluminio *Aluminium alloy*
W	Zinc. a c. con Verniciatura RAL 5012 *Hot-dip galv. with RAL 5012 Painted*	B	Lega di alluminio anodizzato *Aluminium alloy anodized*

COPERCHIO *Cover*

35 S I Y Z

35N Versione normale
Normal version

35Q Versione autobloccante
Self-locking version

He= altezza nominale passerella
He= cable tray nominal height

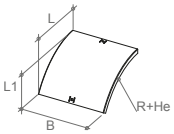

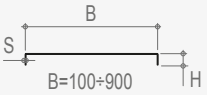

S I Y Codice/ Code	S mm	Δ kg/pz	B mm	He mm	R mm		L mm	L1 mm	Δ kg/pz	S mm	Z Codice/ Code
B2 ¤ 35N3C100F	1,0	0,20	100	75	300		188	50	0,22	1,0	B2 Z 35N3C100F
B2 ¤ 35N3C200F	1,0	0,36	200	75	300		188	50	0,39	1,0	B2 Z 35N3C200F
B2 ¤ 35N3C300F	1,0	0,51	300	75	300		188	50	0,56	1,0	B2 Z 35N3C300F
B2 ¤ 35N3C400F	1,0	0,66	400	75	300		188	50	0,72	1,0	B2 Z 35N3C400F
B2 ¤ 35N3C500F	1,0	0,82	500	75	300		188	50	0,89	1,0	B2 Z 35N3C500F
B2 ¤ 35N3C600F	1,0	0,97	600	75	300		188	50	1,06	1,0	B2 Z 35N3C600F
B2 ¤ 35N3C700K	1,5	1,69	700	75	300		188	50	1,79	1,5	B2 Z 35N3C700K
B2 ¤ 35N3C800K	1,5	1,92	800	75	300		188	50	2,04	1,5	B2 Z 35N3C800K
B2 ¤ 35N3C900K	1,5	2,15	900	75	300		188	50	2,28	1,5	B2 Z 35N3C900K
B2 ¤ 35N3D100F	1,0	0,22	100	100	300		200	54	0,23	1,0	B2 Z 35N3D100F
B2 ¤ 35N3D200F	1,0	0,38	200	100	300		200	54	0,41	1,0	B2 Z 35N3D200F
B2 ¤ 35N3D300F	1,0	0,54	300	100	300		200	54	0,59	1,0	B2 Z 35N3D300F
B2 ¤ 35N3D400F	1,0	0,71	400	100	300		200	54	0,77	1,0	B2 Z 35N3D400F
B2 ¤ 35N3D500F	1,0	0,87	500	100	300		200	54	0,95	1,0	B2 Z 35N3D500F
B2 ¤ 35N3D600F	1,0	1,04	600	100	300		200	54	1,13	1,0	B2 Z 35N3D600F
B2 ¤ 35N3D700K	1,5	1,80	700	100	300		200	54	1,91	1,5	B2 Z 35N3D700K
B2 ¤ 35N3D800K	1,5	2,05	800	100	300		200	54	2,17	1,5	B2 Z 35N3D800K
B2 ¤ 35N3D900K	1,5	2,30	900	100	300		200	54	2,43	1,5	B2 Z 35N3D900K
B2 ¤ 35N3J100F	1,0	0,22	100	113	300		207	55	0,24	1,0	B2 Z 35N3J100F
B2 ¤ 35N3J200F	1,0	0,39	200	113	300		207	55	0,43	1,0	B2 Z 35N3J200F
B2 ¤ 35N3J300F	1,0	0,56	300	113	300		207	55	0,61	1,0	B2 Z 35N3J300F
B2 ¤ 35N3J400F	1,0	0,73	400	113	300		207	55	0,80	1,0	B2 Z 35N3J400F
B2 ¤ 35N3J500F	1,0	0,90	500	113	300		207	55	0,98	1,0	B2 Z 35N3J500F
B2 ¤ 35N3J600F	1,0	1,07	600	113	300		207	55	1,17	1,0	B2 Z 35N3J600F
B2 ¤ 35N3J700K	1,5	1,86	700	113	300		207	55	1,97	1,5	B2 Z 35N3J700K
B2 ¤ 35N3J800K	1,5	2,11	800	113	300		207	55	2,24	1,5	B2 Z 35N3J800K
B2 ¤ 35N3J900K	1,5	2,37	900	113	300		207	55	2,51	1,5	B2 Z 35N3J900K

¤ Scegli il materiale/ *Choose the material*

STANDARD					
S	Zincato Sendzimir *Pre-galvanized Sendzimir*	I	Acciaio Inox AISI 304 *AISI 304 Stainless steel*	Y	Acciaio Inox AISI 316L *AISI 316L Stainless steel*
Z	Zincato a caldo dopo lavorazione *Hot-dip galvanized after manufacture*	J	AISI 304 Decontaminato *AISI 304 Decontamined*	N	AISI 316L Decontaminato *AISI 316L Decontamined*

VARIANT			
V	Sendzimir con Verniciatura RAL 5012 *Sendzimir with RAL 5012 Painted*	A	Lega di alluminio *Aluminium alloy*
W	Zinc. a c. con Verniciatura RAL 5012 *Hot-dip galv. with RAL 5012 Painted*	B	Lega di alluminio anodizzato *Aluminium alloy anodized*

CURVA PIANA A 90° SALDATA R=500 mm *Welded 90° horizontal bend*

10B J N Z

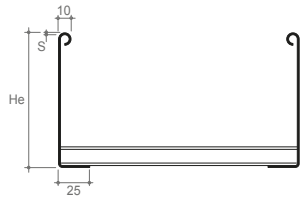

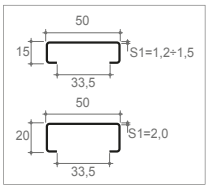

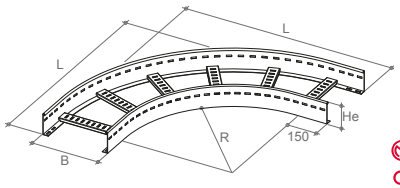

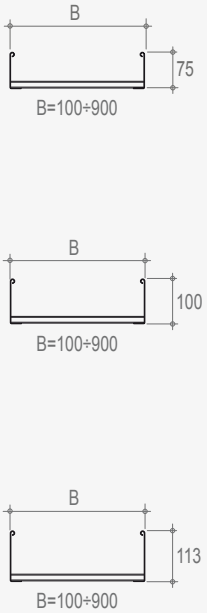

J N	Codice/ Code	S mm	♙ kg/pz	B mm	He mm	R mm	S1 mm	L mm	♙ kg/pz	S mm	Z	Codice/ Code
B2 ¤	10B5C100KK	1,5	3,45	100	75	500	1,5	750	3,66	1,5	B2 Z	10B5C100KK
B2 ¤	10B5C200KK	1,5	4,20	200	75	500	1,5	850	4,45	1,5	B2 Z	10B5C200KK
B2 ¤	10B5C300KK	1,5	4,85	300	75	500	1,5	950	5,14	1,5	B2 Z	10B5C300KK
B2 ¤	10B5C400KK	1,5	5,51	400	75	500	1,5	1050	5,84	1,5	B2 Z	10B5C400KK
B2 ¤	10B5C500KK	1,5	6,61	500	75	500	1,5	1150	7,01	1,5	B2 Z	10B5C500KK
B2 ¤	10B5C600KK	1,5	7,35	600	75	500	1,5	1250	7,80	1,5	B2 Z	10B5C600KK
B2 ¤	10B5C700MM	2,0	12,37	700	75	500	2,0	1350	12,93	2,0	B2 Z	10B5C700MM
B2 ¤	10B5C800MM	2,0	13,58	800	75	500	2,0	1450	14,20	2,0	B2 Z	10B5C800MM
B2 ¤	10B5C900MM	2,0	16,01	900	75	500	2,0	1550	16,73	2,0	B2 Z	10B5C900MM
B2 ¤	10B5D100KK	1,5	4,13	100	100	500	1,5	750	4,38	1,5	B2 Z	10B5D100KK
B2 ¤	10B5D200KK	1,5	4,93	200	100	500	1,5	850	5,22	1,5	B2 Z	10B5D200KK
B2 ¤	10B5D300KK	1,5	5,63	300	100	500	1,5	950	5,97	1,5	B2 Z	10B5D300KK
B2 ¤	10B5D400KK	1,5	6,33	400	100	500	1,5	1050	6,71	1,5	B2 Z	10B5D400KK
B2 ¤	10B5D500KK	1,5	7,48	500	100	500	1,5	1150	7,93	1,5	B2 Z	10B5D500KK
B2 ¤	10B5D600KK	1,5	8,27	600	100	500	1,5	1250	8,77	1,5	B2 Z	10B5D600KK
B2 ¤	10B5D700MM	2,0	13,65	700	100	500	2,0	1350	14,27	2,0	B2 Z	10B5D700MM
B2 ¤	10B5D800MM	2,0	14,93	800	100	500	2,0	1450	15,60	2,0	B2 Z	10B5D800MM
B2 ¤	10B5D900MM	2,0	17,42	900	100	500	2,0	1550	18,20	2,0	B2 Z	10B5D900MM
B2 ¤	10B5J100KK	1,5	4,48	100	113	500	1,5	750	4,75	1,5	B2 Z	10B5J100KK
B2 ¤	10B5J200KK	1,5	5,29	200	113	500	1,5	850	5,61	1,5	B2 Z	10B5J200KK
B2 ¤	10B5J300KK	1,5	6,02	300	113	500	1,5	950	6,38	1,5	B2 Z	10B5J300KK
B2 ¤	10B5J400KK	1,5	6,74	400	113	500	1,5	1050	7,15	1,5	B2 Z	10B5J400KK
B2 ¤	10B5J500KK	1,5	7,92	500	113	500	1,5	1150	8,39	1,5	B2 Z	10B5J500KK
B2 ¤	10B5J600KK	1,5	8,73	600	113	500	1,5	1250	9,26	1,5	B2 Z	10B5J600KK
B2 ¤	10B5J700MM	2,0	14,29	700	113	500	2,0	1350	14,94	2,0	B2 Z	10B5J700MM
B2 ¤	10B5J800MM	2,0	15,60	800	113	500	2,0	1450	16,31	2,0	B2 Z	10B5J800MM
B2 ¤	10B5J900MM	2,0	18,12	900	113	500	2,0	1550	18,94	2,0	B2 Z	10B5J900MM

¤ Scegli il materiale/ *Choose the material*

SALDATA WELDED R 500

CZ 2

COPERCHIO *Cover*

10 S I Y Z

10N Versione normale *Normal version*

10Q Versione autobloccante *Self-locking version*

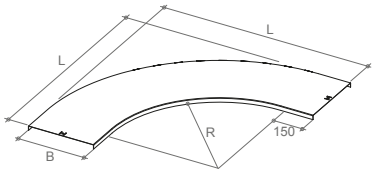

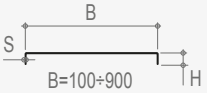

S I Y	Codice/ Code	S mm	♙ kg/pz	B mm	H mm	R mm	L mm	♙ kg/pz	S mm	Z	Codice/ Code
B2 ¤	10N5R100F	1,0	1,46	100	15	500	750	1,59	1,0	B2 Z	10N5R100F
B2 ¤	10N5R200F	1,0	2,54	200	15	500	850	2,77	1,0	B2 Z	10N5R200F
B2 ¤	10N5R300F	1,0	3,73	300	15	500	950	4,07	1,0	B2 Z	10N5R300F
B2 ¤	10N5R400F	1,0	5,05	400	15	500	1050	5,51	1,0	B2 Z	10N5R400F
B2 ¤	10N5R500F	1,0	6,50	500	15	500	1150	7,09	1,0	B2 Z	10N5R500F
B2 ¤	10N5R600F	1,0	8,06	600	15	500	1250	8,79	1,0	B2 Z	10N5R600F
B2 ¤	10N5R700K	1,5	14,63	700	15	500	1350	15,52	1,5	B2 Z	10N5R700K
B2 ¤	10N5R800K	1,5	17,35	800	15	500	1450	18,40	1,5	B2 Z	10N5R800K
B2 ¤	10N5R900K	1,5	20,26	900	15	500	1550	21,48	1,5	B2 Z	10N5R900K

¤ Scegli il materiale/ *Choose the material*

STANDARD					
S	Zincato Sendzimir *Pre-galvanized Sendzimir*	I	Acciaio Inox AISI 304 *AISI 304 Stainless steel*	Y	Acciaio Inox AISI 316L *AISI 316L Stainless steel*
Z	Zincato a caldo dopo lavorazione *Hot-dip galvanized after manufacture*	J	AISI 304 Decontaminato *AISI 304 Decontamined*	N	AISI 316L Decontaminato *AISI 316L Decontamined*

VARIANT			
V	Sendzimir con Verniciatura RAL 5012 *Sendzimir with RAL 5012 Painted*	A	Lega di alluminio *Aluminium alloy*
W	Zinc. a c. con Verniciatura RAL 5012 *Hot-dip galv. with RAL 5012 Painted*	B	Lega di alluminio anodizzato *Aluminium alloy anodized*

CURVA PIANA A 60° SALDATA R=500 mm *Welded 60° horizontal bend*

13B J N Z

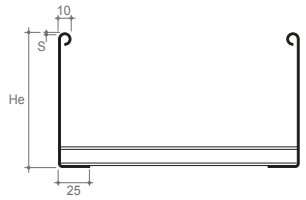

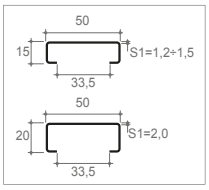

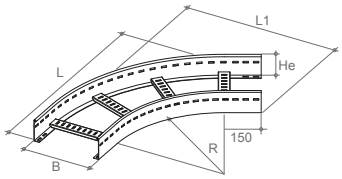

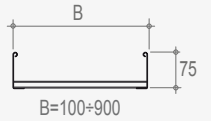

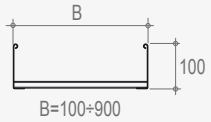

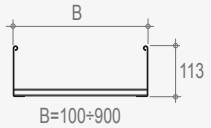

J N	Codice/ Code	S mm	♙ kg/pz	B mm	He mm	R mm	S1 mm	L mm	L1 mm	♙ kg/pz	S mm	Z	Codice/ Code
B2 ¤	13B5C100KK	1,5	2,59	100	75	500	1,5	747	483	2,75	1,5	B2 Z	13B5C100KK
B2 ¤	13B5C200KK	1,5	3,18	200	75	500	1,5	834	583	3,37	1,5	B2 Z	13B5C200KK
B2 ¤	13B5C300KK	1,5	3,68	300	75	500	1,5	920	683	3,90	1,5	B2 Z	13B5C300KK
B2 ¤	13B5C400KK	1,5	4,18	400	75	500	1,5	1007	783	4,43	1,5	B2 Z	13B5C400KK
B2 ¤	13B5C500KK	1,5	4,67	500	75	500	1,5	1094	883	4,95	1,5	B2 Z	13B5C500KK
B2 ¤	13B5C600KK	1,5	5,71	600	75	500	1,5	1180	983	6,05	1,5	B2 Z	13B5C600KK
B2 ¤	13B5C700MM	2,0	8,91	700	75	500	2,0	1267	1083	9,31	2,0	B2 Z	13B5C700MM
B2 ¤	13B5C800MM	2,0	9,77	800	75	500	2,0	1353	1183	10,21	2,0	B2 Z	13B5C800MM
B2 ¤	13B5C900MM	2,0	11,83	900	75	500	2,0	1440	1283	12,37	2,0	B2 Z	13B5C900MM
B2 ¤	13B5D100KK	1,5	3,11	100	100	500	1,5	747	483	3,30	1,5	B2 Z	13B5D100KK
B2 ¤	13B5D200KK	1,5	3,73	200	100	500	1,5	834	583	3,95	1,5	B2 Z	13B5D200KK
B2 ¤	13B5D300KK	1,5	4,26	300	100	500	1,5	920	683	4,51	1,5	B2 Z	13B5D300KK
B2 ¤	13B5D400KK	1,5	4,78	400	100	500	1,5	1007	783	5,07	1,5	B2 Z	13B5D400KK
B2 ¤	13B5D500KK	1,5	5,31	500	100	500	1,5	1094	883	5,63	1,5	B2 Z	13B5D500KK
B2 ¤	13B5D600KK	1,5	6,38	600	100	500	1,5	1180	983	6,76	1,5	B2 Z	13B5D600KK
B2 ¤	13B5D700MM	2,0	9,85	700	100	500	2,0	1267	1083	10,29	2,0	B2 Z	13B5D700MM
B2 ¤	13B5D800MM	2,0	10,74	800	100	500	2,0	1353	1183	11,23	2,0	B2 Z	13B5D800MM
B2 ¤	13B5D900MM	2,0	12,85	900	100	500	2,0	1440	1283	13,43	2,0	B2 Z	13B5D900MM
B2 ¤	13B5J100KK	1,5	3,37	100	113	500	1,5	747	483	3,57	1,5	B2 Z	13B5J100KK
B2 ¤	13B5J200KK	1,5	4,00	200	113	500	1,5	834	583	4,24	1,5	B2 Z	13B5J200KK
B2 ¤	13B5J300KK	1,5	4,54	300	113	500	1,5	920	683	4,82	1,5	B2 Z	13B5J300KK
B2 ¤	13B5J400KK	1,5	5,09	400	113	500	1,5	1007	783	5,39	1,5	B2 Z	13B5J400KK
B2 ¤	13B5J500KK	1,5	5,63	500	113	500	1,5	1094	883	5,97	1,5	B2 Z	13B5J500KK
B2 ¤	13B5J600KK	1,5	6,71	600	113	500	1,5	1180	983	7,12	1,5	B2 Z	13B5J600KK
B2 ¤	13B5J700MM	2,0	10,31	700	113	500	2,0	1267	1083	10,78	2,0	B2 Z	13B5J700MM
B2 ¤	13B5J800MM	2,0	11,23	800	113	500	2,0	1353	1183	11,74	2,0	B2 Z	13B5J800MM
B2 ¤	13B5J900MM	2,0	13,36	900	113	500	2,0	1440	1283	13,96	2,0	B2 Z	13B5J900MM

¤ Scegli il materiale/ *Choose the material*

SALDATA R 500 WELDED

CZ 2

COPERCHIO *Cover*

13 S I Y Z

13N Versione normale *Normal version*

13Q Versione autobloccante *Self-locking version*

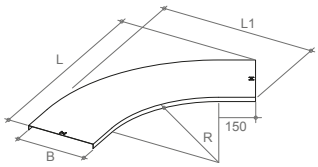

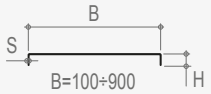

S I Y	Codice/ Code	S mm	♙ kg/pz	B mm	H mm	R mm		L mm	L1 mm	♙ kg/pz	S mm	Z	Codice/ Code
B2 ¤	13N5R100F	1,0	1,61	100	15	500		747	483	1,76	1,0	B2 Z	13N5R100F
B2 ¤	13N5R200F	1,0	2,36	200	15	500		834	583	2,57	1,0	B2 Z	13N5R200F
B2 ¤	13N5R300F	1,0	3,17	300	15	500		920	683	3,45	1,0	B2 Z	13N5R300F
B2 ¤	13N5R400F	1,0	4,03	400	15	500		1007	783	4,40	1,0	B2 Z	13N5R400F
B2 ¤	13N5R500F	1,0	4,96	500	15	500		1094	883	5,41	1,0	B2 Z	13N5R500F
B2 ¤	13N5R600F	1,0	5,94	600	15	500		1180	983	6,48	1,0	B2 Z	13N5R600F
B2 ¤	13N5R700K	1,5	10,47	700	15	500		1267	1083	11,11	1,5	B2 Z	13N5R700K
B2 ¤	13N5R800K	1,5	12,12	800	15	500		1353	1183	12,86	1,5	B2 Z	13N5R800K
B2 ¤	13N5R900K	1,5	13,86	900	15	500		1440	1283	14,70	1,5	B2 Z	13N5R900K

¤ Scegli il materiale/ *Choose the material*

STANDARD					
S	Zincato Sendzimir *Pre-galvanized Sendzimir*	I	Acciaio Inox AISI 304 *AISI 304 Stainless steel*	Y	Acciaio Inox AISI 316L *AISI 316L Stainless steel*
Z	Zincato a caldo dopo lavorazione *Hot-dip galvanized after manufacture*	J	AISI 304 Decontaminato *AISI 304 Decontamined*	N	AISI 316L Decontaminato *AISI 316L Decontamined*

VARIANT			
V	Sendzimir con Verniciatura RAL 5012 *Sendzimir with RAL 5012 Painted*	A	Lega di alluminio *Aluminium alloy*
W	Zinc. a c. con Verniciatura RAL 5012 *Hot-dip galv. with RAL 5012 Painted*	B	Lega di alluminio anodizzato *Aluminium alloy anodized*

CURVA PIANA A 45° SALDATA R=500 mm *Welded 45° horizontal bend*

11B J N Z

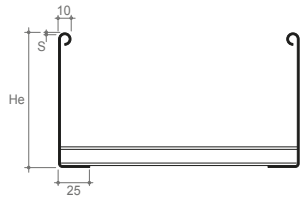

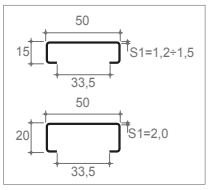

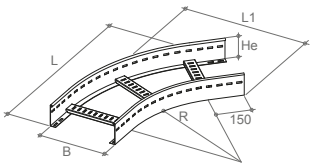

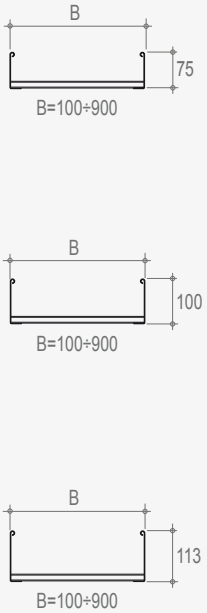

J N Codice/ Code	S mm	⚖ kg/pz	B mm	He mm	R mm	S1 mm	L mm	L1 mm	⚖ kg/pz	S mm	Z Codice/ Code
B2 ¤ 11B5C100KK	1,5	2,21	100	75	500	1,5	682	355	2,35	1,5	B2 Z 11B5C100KK
B2 ¤ 11B5C200KK	1,5	2,59	200	75	500	1,5	753	455	2,74	1,5	B2 Z 11B5C200KK
B2 ¤ 11B5C300KK	1,5	2,96	300	75	500	1,5	824	555	3,14	1,5	B2 Z 11B5C300KK
B2 ¤ 11B5C400KK	1,5	3,33	400	75	500	1,5	895	655	3,53	1,5	B2 Z 11B5C400KK
B2 ¤ 11B5C500KK	1,5	4,15	500	75	500	1,5	965	755	4,40	1,5	B2 Z 11B5C500KK
B2 ¤ 11B5C600KK	1,5	4,61	600	75	500	1,5	1036	855	4,89	1,5	B2 Z 11B5C600KK
B2 ¤ 11B5C700MM	2,0	7,18	700	75	500	2,0	1107	955	7,51	2,0	B2 Z 11B5C700MM
B2 ¤ 11B5C800MM	2,0	7,86	800	75	500	2,0	1177	1055	8,21	2,0	B2 Z 11B5C800MM
B2 ¤ 11B5C900MM	2,0	9,74	900	75	500	2,0	1248	1155	10,19	2,0	B2 Z 11B5C900MM
B2 ¤ 11B5D100KK	1,5	2,64	100	100	500	1,5	682	355	2,80	1,5	B2 Z 11B5D100KK
B2 ¤ 11B5D200KK	1,5	3,04	200	100	500	1,5	753	455	3,22	1,5	B2 Z 11B5D200KK
B2 ¤ 11B5D300KK	1,5	3,43	300	100	500	1,5	824	555	3,64	1,5	B2 Z 11B5D300KK
B2 ¤ 11B5D400KK	1,5	3,83	400	100	500	1,5	895	655	4,06	1,5	B2 Z 11B5D400KK
B2 ¤ 11B5D500KK	1,5	4,67	500	100	500	1,5	965	755	4,96	1,5	B2 Z 11B5D500KK
B2 ¤ 11B5D600KK	1,5	5,16	600	100	500	1,5	1036	855	5,47	1,5	B2 Z 11B5D600KK
B2 ¤ 11B5D700MM	2,0	7,94	700	100	500	2,0	1107	955	8,30	2,0	B2 Z 11B5D700MM
B2 ¤ 11B5D800MM	2,0	8,65	800	100	500	2,0	1177	1055	9,04	2,0	B2 Z 11B5D800MM
B2 ¤ 11B5D900MM	2,0	10,57	900	100	500	2,0	1248	1155	11,04	2,0	B2 Z 11B5D900MM
B2 ¤ 11B5J100KK	1,5	2,86	100	113	500	1,5	682	355	3,03	1,5	B2 Z 11B5J100KK
B2 ¤ 11B5J200KK	1,5	3,27	200	113	500	1,5	753	455	3,46	1,5	B2 Z 11B5J200KK
B2 ¤ 11B5J300KK	1,5	3,67	300	113	500	1,5	824	555	3,89	1,5	B2 Z 11B5J300KK
B2 ¤ 11B5J400KK	1,5	4,08	400	113	500	1,5	895	655	4,33	1,5	B2 Z 11B5J400KK
B2 ¤ 11B5J500KK	1,5	4,94	500	113	500	1,5	965	755	5,23	1,5	B2 Z 11B5J500KK
B2 ¤ 11B5J600KK	1,5	5,43	600	113	500	1,5	1036	855	5,76	1,5	B2 Z 11B5J600KK
B2 ¤ 11B5J700MM	2,0	8,32	700	113	500	2,0	1107	955	8,70	2,0	B2 Z 11B5J700MM
B2 ¤ 11B5J800MM	2,0	9,05	800	113	500	2,0	1177	1055	9,45	2,0	B2 Z 11B5J800MM
B2 ¤ 11B5J900MM	2,0	10,98	900	113	500	2,0	1248	1155	11,47	2,0	B2 Z 11B5J900MM

¤ Scegli il materiale/ *Choose the material*

SALDATA WELDED R 500

CZ 2

COPERCHIO *Cover*

11 S I Y Z

11N Versione normale *Normal version*

11Q Versione autobloccante *Self-locking version*

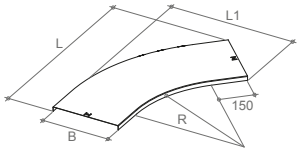

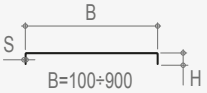

S I Y Codice/ Code	S mm	⚖ kg/pz	B mm	H mm	R mm		L mm	L1 mm	⚖ kg/pz	S mm	Z Codice/ Code
B2 ¤ 11N5R100F	1,0	1,25	100	15	500		682	355	1,36	1,0	B2 Z 11N5R100F
B2 ¤ 11N5R200F	1,0	1,89	200	15	500		753	455	2,06	1,0	B2 Z 11N5R200F
B2 ¤ 11N5R300F	1,0	2,57	300	15	500		824	555	2,81	1,0	B2 Z 11N5R300F
B2 ¤ 11N5R400F	1,0	3,31	400	15	500		895	655	3,61	1,0	B2 Z 11N5R400F
B2 ¤ 11N5R500F	1,0	4,10	500	15	500		965	755	4,47	1,0	B2 Z 11N5R500F
B2 ¤ 11N5R600F	1,0	4,94	600	15	500		1036	855	5,39	1,0	B2 Z 11N5R600F
B2 ¤ 11N5R700K	1,5	8,75	700	15	500		1107	955	9,28	1,5	B2 Z 11N5R700K
B2 ¤ 11N5R800K	1,5	10,16	800	15	500		1177	1055	10,78	1,5	B2 Z 11N5R800K
B2 ¤ 11N5R900K	1,5	11,65	900	15	500		1248	1155	12,36	1,5	B2 Z 11N5R900K

¤ Scegli il materiale/ *Choose the material*

STANDARD					
S	Zincato Sendzimir *Pre-galvanized Sendzimir*	I	Acciaio Inox AISI 304 *AISI 304 Stainless steel*	Y	Acciaio Inox AISI 316L *AISI 316L Stainless steel*
Z	Zincato a caldo dopo lavorazione *Hot-dip galvanized after manufacture*	J	AISI 304 Decontaminato *AISI 304 Decontamined*	N	AISI 316L Decontaminato *AISI 316L Decontamined*

VARIANT			
V	Sendzimir con Verniciatura RAL 5012 *Sendzimir with RAL 5012 Painted*	A	Lega di alluminio *Aluminium alloy*
W	Zinc. a c. con Verniciatura RAL 5012 *Hot-dip galv. with RAL 5012 Painted*	B	Lega di alluminio anodizzato *Aluminium alloy anodized*

CURVA PIANA A 30° SALDATA R=500 mm *Welded 30° horizontal bend*

12B J N Z

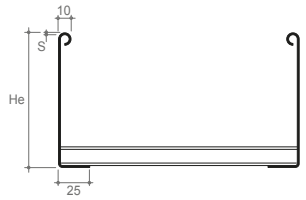

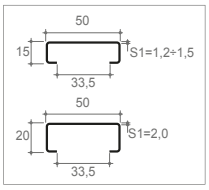

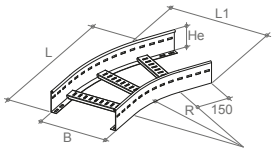

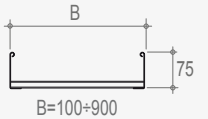

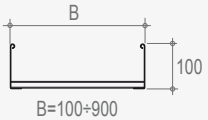

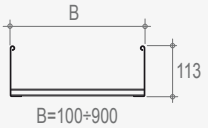

J N	Codice/ Code	S mm	Δ kg/pz	B mm	He mm	R mm	S1 mm	L mm	L1 mm	Δ kg/pz	S mm	Z	Codice/ Code
B2 ¤	12B5C100KK	1,5	1,74	100	75	500	1,5	581	245	1,85	1,5	B2 Z	12B5C100KK
B2 ¤	12B5C200KK	1,5	2,17	200	75	500	1,5	631	345	2,30	1,5	B2 Z	12B5C200KK
B2 ¤	12B5C300KK	1,5	2,51	300	75	500	1,5	681	445	2,66	1,5	B2 Z	12B5C300KK
B2 ¤	12B5C400KK	1,5	2,84	400	75	500	1,5	731	545	3,02	1,5	B2 Z	12B5C400KK
B2 ¤	12B5C500KK	1,5	3,18	500	75	500	1,5	781	645	3,37	1,5	B2 Z	12B5C500KK
B2 ¤	12B5C600KK	1,5	3,52	600	75	500	1,5	831	745	3,73	1,5	B2 Z	12B5C600KK
B2 ¤	12B5C700MM	2,0	5,46	700	75	500	2,0	881	845	5,70	2,0	B2 Z	12B5C700MM
B2 ¤	12B5C800MM	2,0	5,95	800	75	500	2,0	931	945	6,22	2,0	B2 Z	12B5C800MM
B2 ¤	12B5C900MM	2,0	7,66	900	75	500	2,0	981	1045	8,00	2,0	B2 Z	12B5C900MM
B2 ¤	12B5D100KK	1,5	2,09	100	100	500	1,5	581	245	2,21	1,5	B2 Z	12B5D100KK
B2 ¤	12B5D200KK	1,5	2,53	200	100	500	1,5	631	345	2,68	1,5	B2 Z	12B5D200KK
B2 ¤	12B5D300KK	1,5	2,88	300	100	500	1,5	681	445	3,06	1,5	B2 Z	12B5D300KK
B2 ¤	12B5D400KK	1,5	3,24	400	100	500	1,5	731	545	3,43	1,5	B2 Z	12B5D400KK
B2 ¤	12B5D500KK	1,5	3,59	500	100	500	1,5	781	645	3,81	1,5	B2 Z	12B5D500KK
B2 ¤	12B5D600KK	1,5	3,94	600	100	500	1,5	831	745	4,18	1,5	B2 Z	12B5D600KK
B2 ¤	12B5D700MM	2,0	6,04	700	100	500	2,0	831	845	6,31	2,0	B2 Z	12B5D700MM
B2 ¤	12B5D800MM	2,0	6,56	800	100	500	2,0	931	945	6,85	2,0	B2 Z	12B5D800MM
B2 ¤	12B5D900MM	2,0	8,28	900	100	500	2,0	981	1045	8,66	2,0	B2 Z	12B5D900MM
B2 ¤	12B5J100KK	1,5	2,26	100	113	500	1,5	581	245	2,40	1,5	B2 Z	12B5J100KK
B2 ¤	12B5J200KK	1,5	2,71	200	113	500	1,5	631	345	2,88	1,5	B2 Z	12B5J200KK
B2 ¤	12B5J300KK	1,5	3,07	300	113	500	1,5	681	445	3,26	1,5	B2 Z	12B5J300KK
B2 ¤	12B5J400KK	1,5	3,43	400	113	500	1,5	731	545	3,64	1,5	B2 Z	12B5J400KK
B2 ¤	12B5J500KK	1,5	3,79	500	113	500	1,5	781	645	4,02	1,5	B2 Z	12B5J500KK
B2 ¤	12B5J600KK	1,5	4,15	600	113	500	1,5	831	745	4,41	1,5	B2 Z	12B5J600KK
B2 ¤	12B5J700MM	2,0	6,33	700	113	500	2,0	881	845	6,62	2,0	B2 Z	12B5J700MM
B2 ¤	12B5J800MM	2,0	6,86	800	113	500	2,0	931	945	7,17	2,0	B2 Z	12B5J800MM
B2 ¤	12B5J900MM	2,0	8,60	900	113	500	2,0	981	1045	8,98	2,0	B2 Z	12B5J900MM

¤ Scegli il materiale/ *Choose the material*

SALDATA WELDED R 500

CZ 2

COPERCHIO *Cover*

12 S I Y Z

12N Versione normale *Normal version*

12Q Versione autobloccante *Self-locking version*

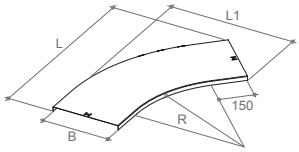



S I Y	Codice/ Code	S mm	Δ kg/pz	B mm	H mm	R mm		L mm	L1 mm	Δ kg/pz	S mm	Z	Codice/ Code
B2 ¤	12N5R100F	1,0	0,92	100	15	500		581	245	1,00	1,0	B2 Z	12N5R100F
B2 ¤	12N5R200F	1,0	1,43	200	15	500		631	345	1,56	1,0	B2 Z	12N5R200F
B2 ¤	12N5R300F	1,0	1,97	300	15	500		681	445	2,15	1,0	B2 Z	12N5R300F
B2 ¤	12N5R400F	1,0	2,56	400	15	500		731	545	2,79	1,0	B2 Z	12N5R400F
B2 ¤	12N5R500F	1,0	3,18	500	15	500		781	645	3,47	1,0	B2 Z	12N5R500F
B2 ¤	12N5R600F	1,0	3,84	600	15	500		831	745	4,19	1,0	B2 Z	12N5R600F
B2 ¤	12N5R700K	1,5	6,81	700	15	500		881	845	7,22	1,5	B2 Z	12N5R700K
B2 ¤	12N5R800K	1,5	7,92	800	15	500		931	945	8,40	1,5	B2 Z	12N5R800K
B2 ¤	12N5R900K	1,5	9,08	900	15	500		981	1045	9,63	1,5	B2 Z	12N5R900K

¤ Scegli il materiale/ *Choose the material*

STANDARD					
S	Zincato Sendzimir *Pre-galvanized Sendzimir*	I	Acciaio Inox AISI 304 *AISI 304 Stainless steel*	Y	Acciaio Inox AISI 316L *AISI 316L Stainless steel*
Z	Zincato a caldo dopo lavorazione *Hot-dip galvanized after manufacture*	J	AISI 304 Decontaminato *AISI 304 Decontamined*	N	AISI 316L Decontaminato *AISI 316L Decontamined*

VARIANT			
V	Sendzimir con Verniciatura RAL 5012 *Sendzimir with RAL 5012 Painted*	A	Lega di alluminio *Aluminium alloy*
W	Zinc. a c. con Verniciatura RAL 5012 *Hot-dip galv. with RAL 5012 Painted*	B	Lega di alluminio anodizzato *Aluminium alloy anodized*

DERIVAZIONE PIANA A "T" SALDATA R=500 mm *Welded "T" derivation*

15B J N Z

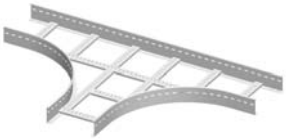

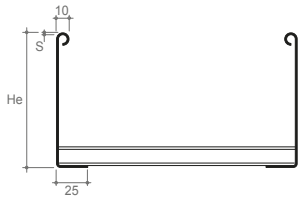

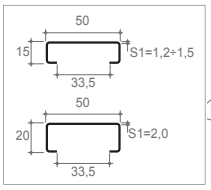

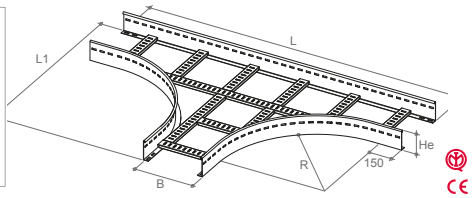

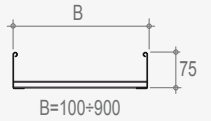

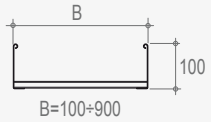

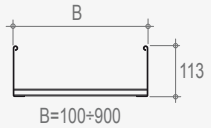

J N Codice/ Code	S mm	kg/pz	B mm	He mm	R mm	S1 mm	L mm	L1 mm	kg/pz	S mm	Z Codice/ Code
B2 ¤ 15B5C100KK	1,5	6,35	100	75	500	1,5	1400	750	6,74	1,5	B2 Z 15B5C100KK
B2 ¤ 15B5C200KK	1,5	7,20	200	75	500	1,5	1500	850	7,64	1,5	B2 Z 15B5C200KK
B2 ¤ 15B5C300KK	1,5	9,22	300	75	500	1,5	1600	950	9,77	1,5	B2 Z 15B5C300KK
B2 ¤ 15B5C400KK	1,5	10,16	400	75	500	1,5	1700	1050	10,77	1,5	B2 Z 15B5C400KK
B2 ¤ 15B5C500KK	1,5	11,09	500	75	500	1,5	1800	1150	11,76	1,5	B2 Z 15B5C500KK
B2 ¤ 15B5C600KK	1,5	12,57	600	75	500	1,5	1900	1250	13,33	1,5	B2 Z 15B5C600KK
B2 ¤ 15B5C700MM	2,0	19,47	700	75	500	2,0	2000	1350	20,35	2,0	B2 Z 15B5C700MM
B2 ¤ 15B5C800MM	2,0	20,99	800	75	500	2,0	2100	1450	21,94	2,0	B2 Z 15B5C800MM
B2 ¤ 15B5C900MM	2,0	23,72	900	75	500	2,0	2200	1550	24,79	2,0	B2 Z 15B5C900MM
B2 ¤ 15B5D100KK	1,5	7,41	100	100	500	1,5	1400	750	7,85	1,5	B2 Z 15B5D100KK
B2 ¤ 15B5D200KK	1,5	8,28	200	100	500	1,5	1500	850	8,78	1,5	B2 Z 15B5D200KK
B2 ¤ 15B5D300KK	1,5	10,33	300	100	500	1,5	1600	950	10,95	1,5	B2 Z 15B5D300KK
B2 ¤ 15B5D400KK	1,5	11,30	400	100	500	1,5	1700	1050	11,98	1,5	B2 Z 15B5D400KK
B2 ¤ 15B5D500KK	1,5	12,26	500	100	500	1,5	1800	1150	13,00	1,5	B2 Z 15B5D500KK
B2 ¤ 15B5D600KK	1,5	13,77	600	100	500	1,5	1900	1250	14,60	1,5	B2 Z 15B5D600KK
B2 ¤ 15B5D700MM	2,0	21,11	700	100	500	2,0	2000	1350	22,06	2,0	B2 Z 15B5D700MM
B2 ¤ 15B5D800MM	2,0	22,66	800	100	500	2,0	2100	1450	23,69	2,0	B2 Z 15B5D800MM
B2 ¤ 15B5D900MM	2,0	25,43	900	100	500	2,0	2200	1550	26,58	2,0	B2 Z 15B5D900MM
B2 ¤ 15B5J100KK	1,5	7,93	100	113	500	1,5	1400	750	8,41	1,5	B2 Z 15B5J100KK
B2 ¤ 15B5J200KK	1,5	8,82	200	113	500	1,5	1500	850	9,36	1,5	B2 Z 15B5J200KK
B2 ¤ 15B5J300KK	1,5	10,88	300	113	500	1,5	1600	950	11,54	1,5	B2 Z 15B5J300KK
B2 ¤ 15B5J400KK	1,5	11,87	400	113	500	1,5	1700	1050	12,58	1,5	B2 Z 15B5J400KK
B2 ¤ 15B5J500KK	1,5	12,85	500	113	500	1,5	1800	1150	13,62	1,5	B2 Z 15B5J500KK
B2 ¤ 15B5J600KK	1,5	14,37	600	113	500	1,5	1900	1250	15,23	1,5	B2 Z 15B5J600KK
B2 ¤ 15B5J700MM	2,0	21,93	700	113	500	2,0	2000	1350	22,92	2,0	B2 Z 15B5J700MM
B2 ¤ 15B5J800MM	2,0	23,50	800	113	500	2,0	2100	1450	24,57	2,0	B2 Z 15B5J800MM
B2 ¤ 15B5J900MM	2,0	26,29	900	113	500	2,0	2200	1550	27,48	2,0	B2 Z 15B5J900MM

¤ Scegli il materiale/ *Choose the material*

SALDATA WELDED R 500

CZ 2

COPERCHIO *Cover*

15 S I Y Z

15N Versione normale *Normal version*

15Q Versione autobloccante *Self-locking version*

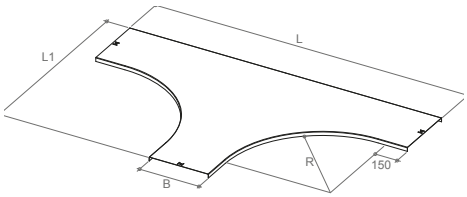

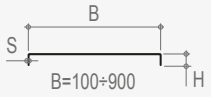

S I Y Codice/ Code	S mm	kg/pz	B mm	H mm	R mm		L mm	L1 mm	kg/pz	S mm	Z Codice/ Code
B2 ¤ 15N5R100F	1,0	3,20	100	15	500		1400	750	3,49	1,0	B2 Z 15N5R100F
B2 ¤ 15N5R200F	1,0	4,99	200	15	500		1500	850	5,44	1,0	B2 Z 15N5R200F
B2 ¤ 15N5R300F	1,0	6,93	300	15	500		1600	950	7,55	1,0	B2 Z 15N5R300F
B2 ¤ 15N5R400F	1,0	9,02	400	15	500		1700	1050	9,84	1,0	B2 Z 15N5R400F
B2 ¤ 15N5R500F	1,0	11,28	500	15	500		1800	1150	12,30	1,0	B2 Z 15N5R500F
B2 ¤ 15N5R600F	1,0	13,69	600	15	500		1900	1250	14,93	1,0	B2 Z 15N5R600F
B2 ¤ 15N5R700K	1,5	24,39	700	15	500		2000	1350	25,86	1,5	B2 Z 15N5R700K
B2 ¤ 15N5R800K	1,5	28,48	800	15	500		2100	1450	30,19	1,5	B2 Z 15N5R800K
B2 ¤ 15N5R900K	1,5	32,80	900	15	500		2200	1550	34,78	1,5	B2 Z 15N5R900K

¤ Scegli il materiale/ *Choose the material*

STANDARD					
S	Zincato Sendzimir *Pre-galvanized Sendzimir*	I	Acciaio Inox AISI 304 *AISI 304 Stainless steel*	Y	Acciaio Inox AISI 316L *AISI 316L Stainless steel*
Z	Zincato a caldo dopo lavorazione *Hot-dip galvanized after manufacture*	J	AISI 304 Decontaminato *AISI 304 Decontamined*	N	AISI 316L Decontaminato *AISI 316L Decontamined*

VARIANT			
V	Sendzimir con Verniciatura RAL 5012 *Sendzimir with RAL 5012 Painted*	A	Lega di alluminio *Aluminium alloy*
W	Zinc. a c. con Verniciatura RAL 5012 *Hot-dip galv. with RAL 5012 Painted*	B	Lega di alluminio anodizzato *Aluminium alloy anodized*

DERIVAZIONE PIANA A "T" A VIE DISUGUALI SALDATA R=500 mm *Welded unequal "T" derivation*

16B J N Z

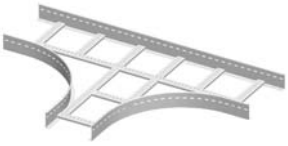

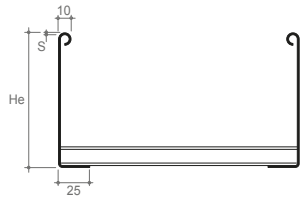

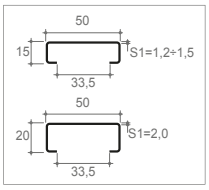

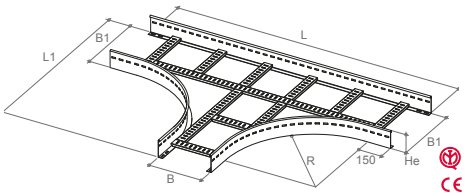

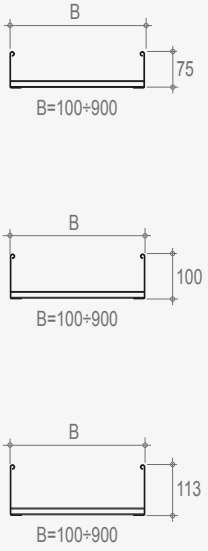

J N		Codice/ Code	S mm	♙ kg/pz	B / B1 mm	He mm	R mm	S1 mm	L mm	L1 mm	♙ kg/pz	S mm	Z	Codice/ Code
B2	¤	16B5C100KK22	1,5	6,80	100/200	75	500	1,5	1400	850	7,21	1,5	B2 Z	16B5C100KK22
B2	¤	16B5C200KK33	1,5	8,55	200/300	75	500	1,5	1500	950	9,06	1,5	B2 Z	16B5C200KK33
B2	¤	16B5C300KK44	1,5	9,76	300/400	75	500	1,5	1600	1050	10,34	1,5	B2 Z	16B5C300KK44
B2	¤	16B5C400KK55	1,5	10,69	400/500	75	500	1,5	1700	1150	11,34	1,5	B2 Z	16B5C400KK55
B2	¤	16B5C500KK66	1,5	11,63	500/600	75	500	1,5	1800	1250	12,33	1,5	B2 Z	16B5C500KK66
B2	¤	16B5C600MM77	2,0	18,89	600/700	75	500	2,0	1900	1350	19,75	2,0	B2 Z	16B5C600MM77
B2	¤	16B5C700MM88	2,0	20,41	700/800	75	500	2,0	2000	1450	21,33	2,0	B2 Z	16B5C700MM88
B2	¤	16B5C800MM99	2,0	21,93	800/900	75	500	2,0	2100	1550	22,92	2,0	B2 Z	16B5C800MM99
B2	¤	16B5D100KK22	1,5	7,85	100/200	100	500	1,5	1400	850	8,33	1,5	B2 Z	16B5D100KK22
B2	¤	16B5D200KK33	1,5	9,63	200/300	100	500	1,5	1500	950	10,21	1,5	B2 Z	16B5D200KK33
B2	¤	16B5D300KK44	1,5	10,87	300/400	100	500	1,5	1600	1050	11,52	1,5	B2 Z	16B5D300KK44
B2	¤	16B5D400KK55	1,5	11,83	400/500	100	500	1,5	1700	1150	12,55	1,5	B2 Z	16B5D400KK55
B2	¤	16B5D500KK66	1,5	12,80	500/600	100	500	1,5	1800	1250	13,57	1,5	B2 Z	16B5D500KK66
B2	¤	16B5D600MM77	2,0	20,49	600/700	100	500	2,0	1900	1350	21,42	2,0	B2 Z	16B5D600MM77
B2	¤	16B5D700MM88	2,0	22,05	700/800	100	500	2,0	2000	1450	23,04	2,0	B2 Z	16B5D700MM88
B2	¤	16B5D800MM99	2,0	23,61	800/900	100	500	2,0	2100	1550	24,67	2,0	B2 Z	16B5D800MM99
B2	¤	16B5J100KK22	1,5	8,38	100/200	113	500	1,5	1400	850	8,88	1,5	B2 Z	16B5J100KK22
B2	¤	16B5J200KK33	1,5	10,17	200/300	113	500	1,5	1500	950	10,78	1,5	B2 Z	16B5J200KK33
B2	¤	16B5J300KK44	1,5	11,42	300/400	113	500	1,5	1600	1050	12,11	1,5	B2 Z	16B5J300KK44
B2	¤	16B5J400KK55	1,5	12,40	400/500	113	500	1,5	1700	1150	13,15	1,5	B2 Z	16B5J400KK55
B2	¤	16B5J500KK66	1,5	13,39	500/600	113	500	1,5	1800	1250	14,19	1,5	B2 Z	16B5J500KK66
B2	¤	16B5J600MM77	2,0	21,29	600/700	113	500	2,0	1900	1350	22,25	2,0	B2 Z	16B5J600MM77
B2	¤	16B5J700MM88	2,0	22,86	700/800	113	500	2,0	2000	1450	23,90	2,0	B2 Z	16B5J700MM88
B2	¤	16B5J800MM99	2,0	24,44	800/900	113	500	2,0	2100	1550	25,55	2,0	B2 Z	16B5J800MM99

¤ Scegli il materiale/ *Choose the material*

SALDATA R 500
WELDED

CZ 2

COPERCHIO *Cover*

16 S I Y Z

16N Versione normale
Normal version

16Q Versione autobloccante
Self-locking version

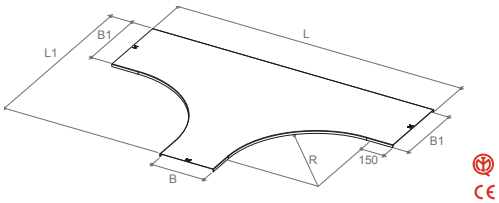

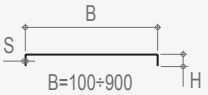

S I Y		Codice/ Code	S mm	♙ kg/pz	B / B1 mm	H mm	R mm		L mm	L1 mm	♙ kg/pz	S mm	Z	Codice/ Code
B2	¤	16N5R100F22	1,0	4,30	100/200	15	500		1400	850	4,69	1,0	B2 Z	16N5R100F22
B2	¤	16N5R200F33	1,0	6,16	200/300	15	500		1500	950	6,72	1,0	B2 Z	16N5R200F33
B2	¤	16N5R300F44	1,0	8,18	300/400	15	500		1600	1050	8,92	1,0	B2 Z	16N5R300F44
B2	¤	16N5R400F55	1,0	10,36	400/500	15	500		1700	1150	11,30	1,0	B2 Z	16N5R400F55
B2	¤	16N5R500F66	1,0	12,69	500/600	15	500		1800	1250	13,84	1,0	B2 Z	16N5R500F66
B2	¤	16N5R600K77	1,5	22,77	600/700	15	500		1900	1350	24,15	1,5	B2 Z	16N5R600K77
B2	¤	16N5R700K88	1,5	26,74	700/800	15	500		2000	1450	28,36	1,5	B2 Z	16N5R700K88
B2	¤	16N5R800K99	1,5	30,95	800/900	15	500		2100	1550	32,82	1,5	B2 Z	16N5R800K99

¤ Scegli il materiale/ *Choose the material*

STANDARD						
	S	Zincato Sendzimir *Pre-galvanized Sendzimir*	I	Acciaio Inox AISI 304 *AISI 304 Stainless steel*	Y	Acciaio Inox AISI 316L *AISI 316L Stainless steel*
	Z	Zincato a caldo dopo lavorazione *Hot-dip galvanized after manufacture*	J	AISI 304 Decontaminato *AISI 304 Decontamined*	N	AISI 316L Decontaminato *AISI 316L Decontamined*

VARIANT				
V	Sendzimir con Verniciatura RAL 5012 *Sendzimir with RAL 5012 Painted*	A	Lega di alluminio *Aluminium alloy*
W	Zinc. a c. con Verniciatura RAL 5012 *Hot-dip galv. with RAL 5012 Painted*	B	Lega di alluminio anodizzato *Aluminium alloy anodized*

DERIVAZIONE PIANA A "X" SALDATA R=500 mm *Welded "X" derivation*

17B J N Z

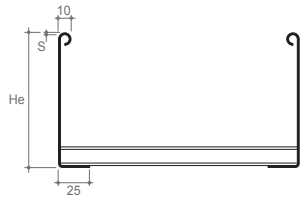

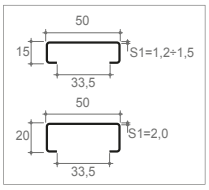

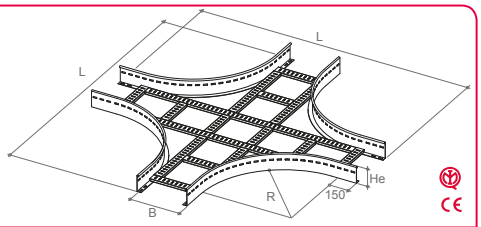

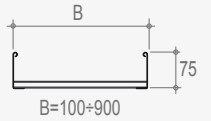

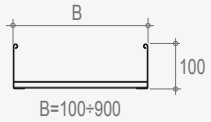

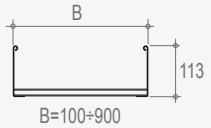

J N	Codice/ Code	S mm	♙ kg/pz	B mm	He mm	R mm	S1 mm	L mm	♙ kg/pz	S mm	Z	Codice/ Code
B2 ¤	17B5C100KK	1,5	8,54	100	75	500	1,5	1400	9,06	1,5	B2 Z	17B5C100KK
B2 ¤	17B5C200KK	1,5	9,53	200	75	500	1,5	1500	10,10	1,5	B2 Z	17B5C200KK
B2 ¤	17B5C300KK	1,5	12,58	300	75	500	1,5	1600	13,34	1,5	B2 Z	17B5C300KK
B2 ¤	17B5C400KK	1,5	13,65	400	75	500	1,5	1700	14,47	1,5	B2 Z	17B5C400KK
B2 ¤	17B5C500KK	1,5	14,72	500	75	500	1,5	1800	15,61	1,5	B2 Z	17B5C500KK
B2 ¤	17B5C600KK	1,5	16,34	600	75	500	1,5	1900	17,32	1,5	B2 Z	17B5C600KK
B2 ¤	17B5C700MM	2,0	25,28	700	75	500	2,0	2000	26,43	2,0	B2 Z	17B5C700MM
B2 ¤	17B5C800MM	2,0	27,03	800	75	500	2,0	2100	28,25	2,0	B2 Z	17B5C800MM
B2 ¤	17B5C900MM	2,0	29,98	900	75	500	2,0	2200	31,34	2,0	B2 Z	17B5C900MM
B2 ¤	17B5D100KK	1,5	9,82	100	100	500	1,5	1400	10,41	1,5	B2 Z	17B5D100KK
B2 ¤	17B5D200KK	1,5	10,81	200	100	500	1,5	1500	11,46	1,5	B2 Z	17B5D200KK
B2 ¤	17B5D300KK	1,5	13,86	300	100	500	1,5	1600	14,69	1,5	B2 Z	17B5D300KK
B2 ¤	17B5D400KK	1,5	14,93	400	100	500	1,5	1700	15,83	1,5	B2 Z	17B5D400KK
B2 ¤	17B5D500KK	1,5	16,00	500	100	500	1,5	1800	16,97	1,5	B2 Z	17B5D500KK
B2 ¤	17B5D600KK	1,5	17,61	600	100	500	1,5	1900	18,68	1,5	B2 Z	17B5D600KK
B2 ¤	17B5D700MM	2,0	26,99	700	100	500	2,0	2000	28,21	2,0	B2 Z	17B5D700MM
B2 ¤	17B5D800MM	2,0	28,73	800	100	500	2,0	2100	30,03	2,0	B2 Z	17B5D800MM
B2 ¤	17B5D900MM	2,0	31,69	900	100	500	2,0	2200	33,12	2,0	B2 Z	17B5D900MM
B2 ¤	17B5J100KK	1,5	10,46	100	113	500	1,5	1400	11,09	1,5	B2 Z	17B5J100KK
B2 ¤	17B5J200KK	1,5	11,44	200	113	500	1,5	1500	12,13	1,5	B2 Z	17B5J200KK
B2 ¤	17B5J300KK	1,5	14,49	300	113	500	1,5	1600	15,37	1,5	B2 Z	17B5J300KK
B2 ¤	17B5J400KK	1,5	15,57	400	113	500	1,5	1700	16,51	1,5	B2 Z	17B5J400KK
B2 ¤	17B5J500KK	1,5	16,64	500	113	500	1,5	1800	17,64	1,5	B2 Z	17B5J500KK
B2 ¤	17B5J600KK	1,5	18,25	600	113	500	1,5	1900	19,35	1,5	B2 Z	17B5J600KK
B2 ¤	17B5J700MM	2,0	27,84	700	113	500	2,0	2000	29,10	2,0	B2 Z	17B5J700MM
B2 ¤	17B5J800MM	2,0	29,58	800	113	500	2,0	2100	30,92	2,0	B2 Z	17B5J800MM
B2 ¤	17B5J900MM	2,0	32,54	900	113	500	2,0	2200	34,01	2,0	B2 Z	17B5J900MM

¤ Scegli il materiale/ *Choose the material*

SALDATA WELDED R 500

CZ 2

COPERCHIO *Cover*

17 S I Y Z

17N Versione normale *Normal version*

17Q Versione autobloccante *Self-locking version*

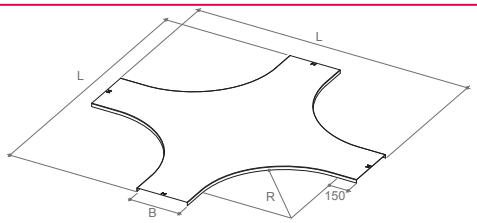

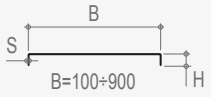

S I Y	Codice/ Code	S mm	♙ kg/pz	B mm	H mm	R mm	L mm	♙ kg/pz	S mm	Z	Codice/ Code
B2 ¤	17N5R100F	1,0	4,82	100	15	500	1400	5,26	1,0	B2 Z	17N5R100F
B2 ¤	17N5R200F	1,0	7,10	200	15	500	1500	7,74	1,0	B2 Z	17N5R200F
B2 ¤	17N5R300F	1,0	9,53	300	15	500	1600	10,40	1,0	B2 Z	17N5R300F
B2 ¤	17N5R400F	1,0	12,12	400	15	500	1700	13,22	1,0	B2 Z	17N5R400F
B2 ¤	17N5R500F	1,0	14,87	500	15	500	1800	16,22	1,0	B2 Z	17N5R500F
B2 ¤	17N5R600F	1,0	17,78	600	15	500	1900	19,38	1,0	B2 Z	17N5R600F
B2 ¤	17N5R700K	1,5	31,26	700	15	500	2000	33,14	1,5	B2 Z	17N5R700K
B2 ¤	17N5R800K	1,5	36,08	800	15	500	2100	38,26	1,5	B2 Z	17N5R800K
B2 ¤	17N5R900K	1,5	41,15	900	15	500	2200	43,63	1,5	B2 Z	17N5R900K

¤ Scegli il materiale/ *Choose the material*

STANDARD					
S	Zincato Sendzimir *Pre-galvanized Sendzimir*	I	Acciaio Inox AISI 304 *AISI 304 Stainless steel*	Y	Acciaio Inox AISI 316L *AISI 316L Stainless steel*
Z	Zincato a caldo dopo lavorazione *Hot-dip galvanized after manufacture*	J	AISI 304 Decontaminato *AISI 304 Decontamined*	N	AISI 316L Decontaminato *AISI 316L Decontamined*

VARIANT			
V	Sendzimir con Verniciatura RAL 5012 *Sendzimir with RAL 5012 Painted*	A	Lega di alluminio *Aluminium alloy*
W	Zinc. a c. con Verniciatura RAL 5012 *Hot-dip galv. with RAL 5012 Painted*	B	Lega di alluminio anodizzato *Aluminium alloy anodized*

ESEMPI DI MONTAGGIO *Installation examples*

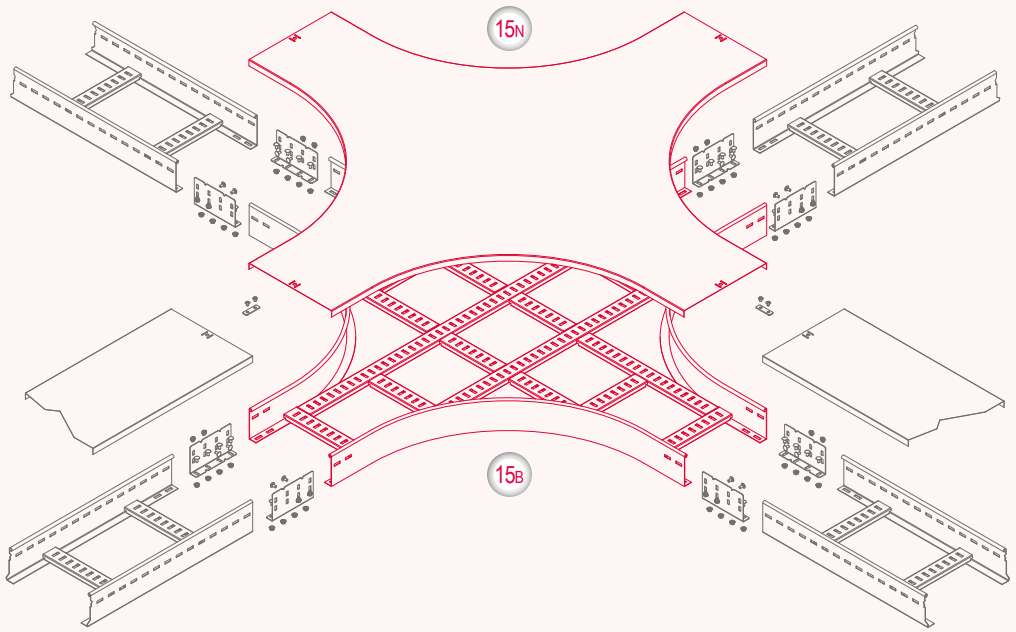

15B *Derivazione piana a "X" saldata R=500 mm - Welded "X" derivation R=500 mm*

15N *Coperchio - Cover*

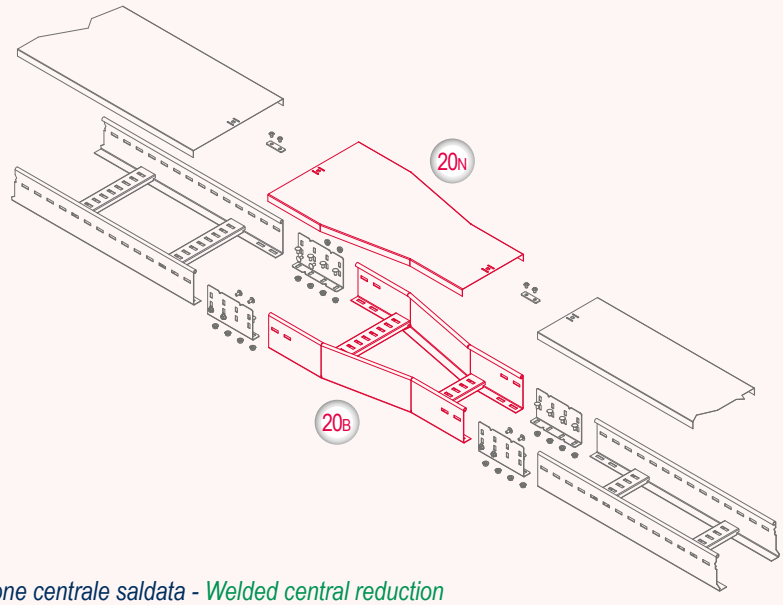

20B *Riduzione centrale saldata - Welded central reduction*

20N *Coperchio - Cover*

CURVA IN SALITA A 90° SALDATA R=500 *Welded 90° vertical inside bend*

30B J N Z

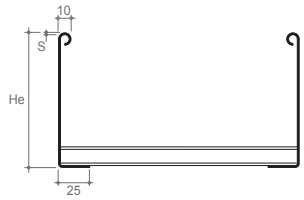

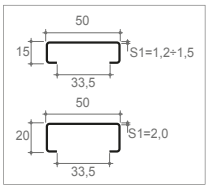

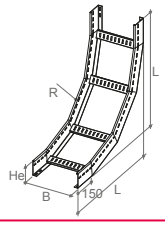

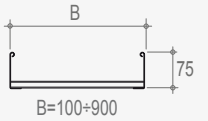

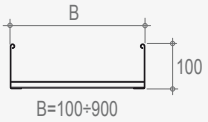

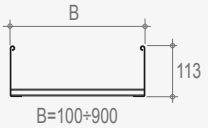

J N Codice/ Code	S mm	♙ kg/pz	B mm	He mm	R mm	S1 mm	L mm	♙ kg/pz	S mm	Z Codice/ Code
B2 ¤ 30B5C100KK	1,5	3,20	100	75	500	1,5	725	3,39	1,5	B2 Z 30B5C100KK
B2 ¤ 30B5C200KK	1,5	3,55	200	75	500	1,5	725	3,77	1,5	B2 Z 30B5C200KK
B2 ¤ 30B5C300KK	1,5	3,91	300	75	500	1,5	725	4,15	1,5	B2 Z 30B5C300KK
B2 ¤ 30B5C400KK	1,5	4,27	400	75	500	1,5	725	4,53	1,5	B2 Z 30B5C400KK
B2 ¤ 30B5C500KK	1,5	4,63	500	75	500	1,5	725	4,91	1,5	B2 Z 30B5C500KK
B2 ¤ 30B5C600KK	1,5	4,98	600	75	500	1,5	725	5,28	1,5	B2 Z 30B5C600KK
B2 ¤ 30B5C700MM	2,0	7,54	700	75	500	2,0	725	7,88	2,0	B2 Z 30B5C700MM
B2 ¤ 30B5C800MM	2,0	8,08	800	75	500	2,0	725	8,44	2,0	B2 Z 30B5C800MM
B2 ¤ 30B5C900MM	2,0	8,61	900	75	500	2,0	725	9,00	2,0	B2 Z 30B5C900MM
B2 ¤ 30B5D100KK	1,5	3,83	100	100	500	1,5	750	4,06	1,5	B2 Z 30B5D100KK
B2 ¤ 30B5D200KK	1,5	4,19	200	100	500	1,5	750	4,44	1,5	B2 Z 30B5D200KK
B2 ¤ 30B5D300KK	1,5	4,54	300	100	500	1,5	750	4,82	1,5	B2 Z 30B5D300KK
B2 ¤ 30B5D400KK	1,5	4,90	400	100	500	1,5	750	5,20	1,5	B2 Z 30B5D400KK
B2 ¤ 30B5D500KK	1,5	5,26	500	100	500	1,5	750	5,58	1,5	B2 Z 30B5D500KK
B2 ¤ 30B5D600KK	1,5	5,62	600	100	500	1,5	750	5,96	1,5	B2 Z 30B5D600KK
B2 ¤ 30B5D700MM	2,0	8,38	700	100	500	2,0	750	8,76	2,0	B2 Z 30B5D700MM
B2 ¤ 30B5D800MM	2,0	8,92	800	100	500	2,0	750	9,33	2,0	B2 Z 30B5D800MM
B2 ¤ 30B5D900MM	2,0	9,46	900	100	500	2,0	750	9,89	2,0	B2 Z 30B5D900MM
B2 ¤ 30B5J100KK	1,5	4,14	100	113	500	1,5	763	4,39	1,5	B2 Z 30B5J100KK
B2 ¤ 30B5J200KK	1,5	4,50	200	113	500	1,5	763	4,77	1,5	B2 Z 30B5J200KK
B2 ¤ 30B5J300KK	1,5	4,86	300	113	500	1,5	763	5,15	1,5	B2 Z 30B5J300KK
B2 ¤ 30B5J400KK	1,5	5,22	400	113	500	1,5	763	5,53	1,5	B2 Z 30B5J400KK
B2 ¤ 30B5J500KK	1,5	5,58	500	113	500	1,5	763	5,91	1,5	B2 Z 30B5J500KK
B2 ¤ 30B5J600KK	1,5	5,93	600	113	500	1,5	763	6,29	1,5	B2 Z 30B5J600KK
B2 ¤ 30B5J700MM	2,0	8,81	700	113	500	2,0	763	9,20	2,0	B2 Z 30B5J700MM
B2 ¤ 30B5J800MM	2,0	9,34	800	113	500	2,0	763	9,76	2,0	B2 Z 30B5J800MM
B2 ¤ 30B5J900MM	2,0	9,88	900	113	500	2,0	763	10,32	2,0	B2 Z 30B5J900MM

¤ Scegli il materiale/ *Choose the material*

SALDATA WELDED R 500

CZ 2

COPERCHIO *Cover*

30 S I Y Z

30N Versione normale *Normal version*

30Q Versione autobloccante *Self-locking version*

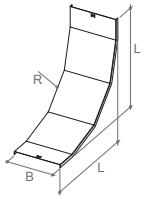



S I Y Codice/ Code	S mm	♙ kg/pz	B mm	H mm	R mm	L mm	♙ kg/pz	S mm	Z Codice/ Code
B2 ¤ 30N5R100F	1,0	1,37	100	15	500	650	1,50	1,0	B2 Z 30N5R100F
B2 ¤ 30N5R200F	1,0	2,22	200	15	500	650	2,42	1,0	B2 Z 30N5R200F
B2 ¤ 30N5R300F	1,0	3,08	300	15	500	650	3,35	1,0	B2 Z 30N5R300F
B2 ¤ 30N5R400F	1,0	3,93	400	15	500	650	4,28	1,0	B2 Z 30N5R400F
B2 ¤ 30N5R500F	1,0	4,78	500	15	500	650	5,21	1,0	B2 Z 30N5R500F
B2 ¤ 30N5R600F	1,0	5,63	600	15	500	650	6,14	1,0	B2 Z 30N5R600F
B2 ¤ 30N5R700K	1,5	9,73	700	15	500	650	10,31	1,5	B2 Z 30N5R700K
B2 ¤ 30N5R800K	1,5	11,00	800	15	500	650	11,67	1,5	B2 Z 30N5R800K
B2 ¤ 30N5R900K	1,5	12,28	900	15	500	650	13,02	1,5	B2 Z 30N5R900K

¤ Scegli il materiale/ *Choose the material*

STANDARD					
S	Zincato Sendzimir *Pre-galvanized Sendzimir*	I	Acciaio Inox AISI 304 *AISI 304 Stainless steel*	Y	Acciaio Inox AISI 316L *AISI 316L Stainless steel*
Z	Zincato a caldo dopo lavorazione *Hot-dip galvanized after manufacture*	J	AISI 304 Decontaminato *AISI 304 Decontamined*	N	AISI 316L Decontaminato *AISI 316L Decontamined*

VARIANT			
V	Sendzimir con Verniciatura RAL 5012 *Sendzimir with RAL 5012 Painted*	A	Lega di alluminio *Aluminium alloy*
W	Zinc. a c. con Verniciatura RAL 5012 *Hot-dip galv. with RAL 5012 Painted*	B	Lega di alluminio anodizzato *Aluminium alloy anodized*

CURVA IN SALITA A 60° SALDATA R=500 *Welded 60° vertical inside bend*

40B J N Z

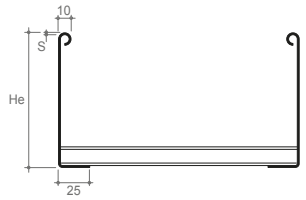

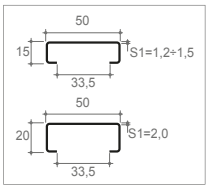

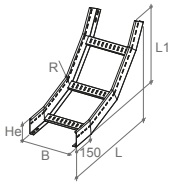

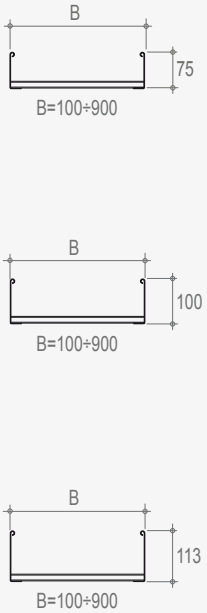

J N Codice/ Code	S mm	kg/pz	B mm	He mm	R mm	S1 mm	L mm	L1 mm	kg/pz	S mm	Z Codice/ Code
B2 ¤ 40B5C100KK	1,5	2,50	100	75	500	1,5	658	380	2,65	1,5	B2 Z 40B5C100KK
B2 ¤ 40B5C200KK	1,5	2,77	200	75	500	1,5	658	380	2,93	1,5	B2 Z 40B5C200KK
B2 ¤ 40B5C300KK	1,5	3,03	300	75	500	1,5	658	380	3,22	1,5	B2 Z 40B5C300KK
B2 ¤ 40B5C400KK	1,5	3,30	400	75	500	1,5	658	380	3,50	1,5	B2 Z 40B5C400KK
B2 ¤ 40B5C500KK	1,5	3,57	500	75	500	1,5	658	380	3,79	1,5	B2 Z 40B5C500KK
B2 ¤ 40B5C600KK	1,5	3,84	600	75	500	1,5	658	380	4,07	1,5	B2 Z 40B5C600KK
B2 ¤ 40B5C700MM	2,0	5,79	700	75	500	2,0	658	380	6,05	2,0	B2 Z 40B5C700MM
B2 ¤ 40B5C800MM	2,0	6,19	800	75	500	2,0	658	380	6,47	2,0	B2 Z 40B5C800MM
B2 ¤ 40B5C900MM	2,0	6,59	900	75	500	2,0	658	380	6,89	2,0	B2 Z 40B5C900MM
B2 ¤ 40B5D100KK	1,5	3,01	100	100	500	1,5	745	480	3,19	1,5	B2 Z 40B5D100KK
B2 ¤ 40B5D200KK	1,5	3,27	200	100	500	1,5	745	480	3,47	1,5	B2 Z 40B5D200KK
B2 ¤ 40B5D300KK	1,5	3,54	300	100	500	1,5	745	480	3,76	1,5	B2 Z 40B5D300KK
B2 ¤ 40B5D400KK	1,5	3,81	400	100	500	1,5	745	480	4,04	1,5	B2 Z 40B5D400KK
B2 ¤ 40B5D500KK	1,5	4,08	500	100	500	1,5	745	480	4,32	1,5	B2 Z 40B5D500KK
B2 ¤ 40B5D600KK	1,5	4,35	600	100	500	1,5	745	480	4,61	1,5	B2 Z 40B5D600KK
B2 ¤ 40B5D700MM	2,0	6,47	700	100	500	2,0	745	480	6,76	2,0	B2 Z 40B5D700MM
B2 ¤ 40B5D800MM	2,0	6,87	800	100	500	2,0	745	480	7,18	2,0	B2 Z 40B5D800MM
B2 ¤ 40B5D900MM	2,0	7,27	900	100	500	2,0	745	480	7,60	2,0	B2 Z 40B5D900MM
B2 ¤ 40B5J100KK	1,5	3,26	100	113	500	1,5	756	493	3,46	1,5	B2 Z 40B5J100KK
B2 ¤ 40B5J200KK	1,5	3,53	200	113	500	1,5	756	493	3,74	1,5	B2 Z 40B5J200KK
B2 ¤ 40B5J300KK	1,5	3,80	300	113	500	1,5	756	493	4,02	1,5	B2 Z 40B5J300KK
B2 ¤ 40B5J400KK	1,5	4,06	400	113	500	1,5	756	493	4,31	1,5	B2 Z 40B5J400KK
B2 ¤ 40B5J500KK	1,5	4,33	500	113	500	1,5	756	493	4,59	1,5	B2 Z 40B5J500KK
B2 ¤ 40B5J600KK	1,5	4,60	600	113	500	1,5	756	493	4,88	1,5	B2 Z 40B5J600KK
B2 ¤ 40B5J700MM	2,0	6,81	700	113	500	2,0	756	493	7,11	2,0	B2 Z 40B5J700MM
B2 ¤ 40B5J800MM	2,0	7,21	800	113	500	2,0	756	493	7,53	2,0	B2 Z 40B5J800MM
B2 ¤ 40B5J900MM	2,0	7,61	900	113	500	2,0	756	493	7,95	2,0	B2 Z 40B5J900MM

¤ Scegli il materiale/ *Choose the material*

SALDATA R 500 WELDED

CZ 2

COPERCHIO *Cover*

40 S I Y Z

40N Versione normale *Normal version*

40Q Versione autobloccante *Self-locking version*

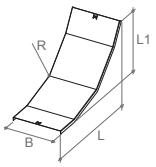

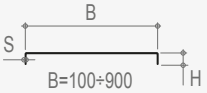

S I Y Codice/ Code	S mm	kg/pz	B mm	H mm	R mm		L mm	L1 mm	kg/pz	S mm	Z Codice/ Code
B2 ¤ 40N5R100F	1,0	1,04	100	15	500		658	380	1,14	1,0	B2 Z 40N5R100F
B2 ¤ 40N5R200F	1,0	1,69	200	15	500		658	380	1,84	1,0	B2 Z 40N5R200F
B2 ¤ 40N5R300F	1,0	2,33	300	15	500		658	380	2,55	1,0	B2 Z 40N5R300F
B2 ¤ 40N5R400F	1,0	2,98	400	15	500		658	380	3,25	1,0	B2 Z 40N5R400F
B2 ¤ 40N5R500F	1,0	3,63	500	15	500		658	380	3,96	1,0	B2 Z 40N5R500F
B2 ¤ 40N5R600F	1,0	4,27	600	15	500		658	380	4,66	1,0	B2 Z 40N5R600F
B2 ¤ 40N5R700K	1,5	7,38	700	15	500		658	380	7,83	1,5	B2 Z 40N5R700K
B2 ¤ 40N5R800K	1,5	8,35	800	15	500		658	380	8,85	1,5	B2 Z 40N5R800K
B2 ¤ 40N5R900K	1,5	9,32	900	15	500		658	380	9,88	1,5	B2 Z 40N5R900K

¤ Scegli il materiale/ *Choose the material*

STANDARD					
S	Zincato Sendzimir *Pre-galvanized Sendzimir*	I	Acciaio Inox AISI 304 *AISI 304 Stainless steel*	Y	Acciaio Inox AISI 316L *AISI 316L Stainless steel*
Z	Zincato a caldo dopo lavorazione *Hot-dip galvanized after manufacture*	J	AISI 304 Decontaminato *AISI 304 Decontamined*	N	AISI 316L Decontaminato *AISI 316L Decontamined*

VARIANT			
V	Sendzimir con Verniciatura RAL 5012 *Sendzimir with RAL 5012 Painted*	A	Lega di alluminio *Aluminium alloy*
W	Zinc. a c. con Verniciatura RAL 5012 *Hot-dip galv. with RAL 5012 Painted*	B	Lega di alluminio anodizzato *Aluminium alloy anodized*

CURVA IN SALITA A 45° SALDATA R=500 *Welded 45° vertical inside bend*

31B J N Z

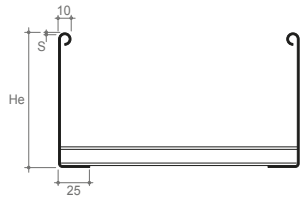

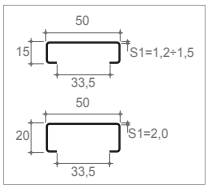

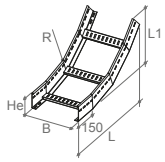

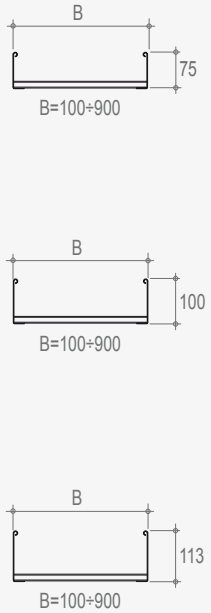

J N	Codice/ Code	S mm	♙ kg/pz	B mm	He mm	R mm	S1 mm	L mm	L1 mm	♙ kg/pz	S mm	Z	Codice/ Code
B2 ¤	31B5C100KK	1,5	2,18	100	75	500	1,5	663	328	2,32	1,5	B2 Z	31B5C100KK
B2 ¤	31B5C200KK	1,5	2,45	200	75	500	1,5	663	328	2,60	1,5	B2 Z	31B5C200KK
B2 ¤	31B5C300KK	1,5	2,72	300	75	500	1,5	663	328	2,89	1,5	B2 Z	31B5C300KK
B2 ¤	31B5C400KK	1,5	2,99	400	75	500	1,5	663	328	3,17	1,5	B2 Z	31B5C400KK
B2 ¤	31B5C500KK	1,5	3,26	500	75	500	1,5	663	328	3,45	1,5	B2 Z	31B5C500KK
B2 ¤	31B5C600KK	1,5	3,53	600	75	500	1,5	663	328	3,74	1,5	B2 Z	31B5C600KK
B2 ¤	31B5C700MM	2,0	5,37	700	75	500	2,0	663	328	5,62	2,0	B2 Z	31B5C700MM
B2 ¤	31B5C800MM	2,0	5,77	800	75	500	2,0	663	328	6,04	2,0	B2 Z	31B5C800MM
B2 ¤	31B5C900MM	2,0	6,18	900	75	500	2,0	663	328	6,46	2,0	B2 Z	31B5C900MM
B2 ¤	31B5D100KK	1,5	2,63	100	100	500	1,5	680	353	2,78	1,5	B2 Z	31B5D100KK
B2 ¤	31B5D200KK	1,5	2,89	200	100	500	1,5	680	353	3,07	1,5	B2 Z	31B5D200KK
B2 ¤	31B5D300KK	1,5	3,16	300	100	500	1,5	680	353	3,35	1,5	B2 Z	31B5D300KK
B2 ¤	31B5D400KK	1,5	3,43	400	100	500	1,5	680	353	3,64	1,5	B2 Z	31B5D400KK
B2 ¤	31B5D500KK	1,5	3,70	500	100	500	1,5	680	353	3,92	1,5	B2 Z	31B5D500KK
B2 ¤	31B5D600KK	1,5	3,97	600	100	500	1,5	680	353	4,21	1,5	B2 Z	31B5D600KK
B2 ¤	31B5D700MM	2,0	5,96	700	100	500	2,0	680	353	6,23	2,0	B2 Z	31B5D700MM
B2 ¤	31B5D800MM	2,0	6,36	800	100	500	2,0	680	353	6,65	2,0	B2 Z	31B5D800MM
B2 ¤	31B5D900MM	2,0	6,76	900	100	500	2,0	680	353	7,07	2,0	B2 Z	31B5D900MM
B2 ¤	31B5J100KK	1,5	2,85	100	113	500	1,5	690	366	3,02	1,5	B2 Z	31B5J100KK
B2 ¤	31B5J200KK	1,5	3,11	200	113	500	1,5	690	366	3,30	1,5	B2 Z	31B5J200KK
B2 ¤	31B5J300KK	1,5	3,38	300	113	500	1,5	690	366	3,59	1,5	B2 Z	31B5J300KK
B2 ¤	31B5J400KK	1,5	3,65	400	113	500	1,5	690	366	3,87	1,5	B2 Z	31B5J400KK
B2 ¤	31B5J500KK	1,5	3,92	500	113	500	1,5	690	366	4,15	1,5	B2 Z	31B5J500KK
B2 ¤	31B5J600KK	1,5	4,19	600	113	500	1,5	690	366	4,44	1,5	B2 Z	31B5J600KK
B2 ¤	31B5J700MM	2,0	6,25	700	113	500	2,0	690	366	6,54	2,0	B2 Z	31B5J700MM
B2 ¤	31B5J800MM	2,0	6,66	800	113	500	2,0	690	366	6,96	2,0	B2 Z	31B5J800MM
B2 ¤	31B5J900MM	2,0	7,06	900	113	500	2,0	690	366	7,38	2,0	B2 Z	31B5J900MM

¤ Scegli il materiale/ *Choose the material*

SALDATA WELDED R 500

CZ 2

COPERCHIO *Cover*

31 S I Y Z

31N Versione normale *Normal version*

31Q Versione autobloccante *Self-locking version*

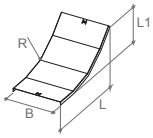

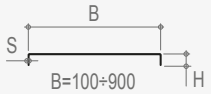

S I Y	Codice/ Code	S mm	♙ kg/pz	B mm	H mm	R mm		L mm	L1 mm	♙ kg/pz	S mm	Z	Codice/ Code
B2 ¤	31N5R100F	1,0	0,88	100	15	500		610	253	0,95	1,0	B2 Z	31N5R100F
B2 ¤	31N5R200F	1,0	1,42	200	15	500		610	253	1,55	1,0	B2 Z	31N5R200F
B2 ¤	31N5R300F	1,0	1,96	300	15	500		610	253	2,14	1,0	B2 Z	31N5R300F
B2 ¤	31N5R400F	1,0	2,51	400	15	500		610	253	2,73	1,0	B2 Z	31N5R400F
B2 ¤	31N5R500F	1,0	3,05	500	15	500		610	253	3,33	1,0	B2 Z	31N5R500F
B2 ¤	31N5R600F	1,0	3,59	600	15	500		610	253	3,92	1,0	B2 Z	31N5R600F
B2 ¤	31N5R700K	1,5	6,21	700	15	500		610	253	6,58	1,5	B2 Z	31N5R700K
B2 ¤	31N5R800K	1,5	7,02	800	15	500		610	253	7,45	1,5	B2 Z	31N5R800K
B2 ¤	31N5R900K	1,5	7,84	900	15	500		610	253	8,31	1,5	B2 Z	31N5R900K

¤ Scegli il materiale/ *Choose the material*

STANDARD					
S	Zincato Sendzimir *Pre-galvanized Sendzimir*	I	Acciaio Inox AISI 304 *AISI 304 Stainless steel*	Y	Acciaio Inox AISI 316L *AISI 316L Stainless steel*
Z	Zincato a caldo dopo lavorazione *Hot-dip galvanized after manufacture*	J	AISI 304 Decontaminato *AISI 304 Decontamined*	N	AISI 316L Decontaminato *AISI 316L Decontamined*

VARIANT			
V	Sendzimir con Verniciatura RAL 5012 *Sendzimir with RAL 5012 Painted*	A	Lega di alluminio *Aluminium alloy*
W	Zinc. a c. con Verniciatura RAL 5012 *Hot-dip galv. with RAL 5012 Painted*	B	Lega di alluminio anodizzato *Aluminium alloy anodized*

CURVA IN SALITA A 30° SALDATA R=500 *Welded 30° vertical inside bend*

32B J N Z

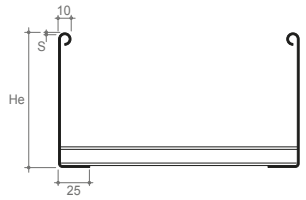

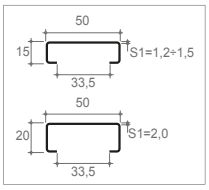

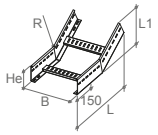

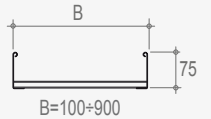

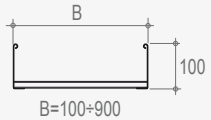

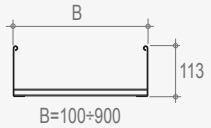

J N	Codice/ Code	S mm	kg/pz	B mm	He mm	R mm	S1 mm	L mm	L1 mm	kg/pz	S mm	Z	Codice/ Code
B2 ¤	32B5C100KK	1,5	1,78	100	75	500	1,5	567	217	1,88	1,5	B2 Z	32B5C100KK
B2 ¤	32B5C200KK	1,5	1,96	200	75	500	1,5	567	217	2,07	1,5	B2 Z	32B5C200KK
B2 ¤	32B5C300KK	1,5	2,13	300	75	500	1,5	567	217	2,26	1,5	B2 Z	32B5C300KK
B2 ¤	32B5C400KK	1,5	2,31	400	75	500	1,5	567	217	2,45	1,5	B2 Z	32B5C400KK
B2 ¤	32B5C500KK	1,5	2,49	500	75	500	1,5	567	217	2,64	1,5	B2 Z	32B5C500KK
B2 ¤	32B5C600KK	1,5	2,67	600	75	500	1,5	567	217	2,83	1,5	B2 Z	32B5C600KK
B2 ¤	32B5C700MM	2,0	4,01	700	75	500	2,0	567	217	4,19	2,0	B2 Z	32B5C700MM
B2 ¤	32B5C800MM	2,0	4,28	800	75	500	2,0	567	217	4,47	2,0	B2 Z	32B5C800MM
B2 ¤	32B5C900MM	2,0	4,54	900	75	500	2,0	567	217	4,75	2,0	B2 Z	32B5C900MM
B2 ¤	32B5D100KK	1,5	2,15	100	100	500	1,5	580	242	2,28	1,5	B2 Z	32B5D100KK
B2 ¤	32B5D200KK	1,5	2,33	200	100	500	1,5	580	242	2,47	1,5	B2 Z	32B5D200KK
B2 ¤	32B5D300KK	1,5	2,51	300	100	500	1,5	580	242	2,66	1,5	B2 Z	32B5D300KK
B2 ¤	32B5D400KK	1,5	2,68	400	100	500	1,5	580	242	2,85	1,5	B2 Z	32B5D400KK
B2 ¤	32B5D500KK	1,5	2,86	500	100	500	1,5	580	242	3,04	1,5	B2 Z	32B5D500KK
B2 ¤	32B5D600KK	1,5	3,04	600	100	500	1,5	580	242	3,23	1,5	B2 Z	32B5D600KK
B2 ¤	32B5D700MM	2,0	4,50	700	100	500	2,0	580	242	4,71	2,0	B2 Z	32B5D700MM
B2 ¤	32B5D800MM	2,0	4,77	800	100	500	2,0	580	242	4,99	2,0	B2 Z	32B5D800MM
B2 ¤	32B5D900MM	2,0	5,04	900	100	500	2,0	580	242	5,27	2,0	B2 Z	32B5D900MM
B2 ¤	32B5J100KK	1,5	2,33	100	113	500	1,5	586	255	2,47	1,5	B2 Z	32B5J100KK
B2 ¤	32B5J200KK	1,5	2,51	200	113	500	1,5	586	255	2,66	1,5	B2 Z	32B5J200KK
B2 ¤	32B5J300KK	1,5	2,69	300	113	500	1,5	586	255	2,85	1,5	B2 Z	32B5J300KK
B2 ¤	32B5J400KK	1,5	2,87	400	113	500	1,5	586	255	3,04	1,5	B2 Z	32B5J400KK
B2 ¤	32B5J500KK	1,5	3,05	500	113	500	1,5	586	255	3,23	1,5	B2 Z	32B5J500KK
B2 ¤	32B5J600KK	1,5	3,23	600	113	500	1,5	586	255	3,42	1,5	B2 Z	32B5J600KK
B2 ¤	32B5J700MM	2,0	4,75	700	113	500	2,0	586	255	4,97	2,0	B2 Z	32B5J700MM
B2 ¤	32B5J800MM	2,0	5,02	800	113	500	2,0	586	255	5,25	2,0	B2 Z	32B5J800MM
B2 ¤	32B5J900MM	2,0	5,29	900	113	500	2,0	586	255	5,53	2,0	B2 Z	32B5J900MM

¤ Scegli il materiale/ *Choose the material*

SALDATA R 500 WELDED

CZ 2

COPERCHIO *Cover*

32 S I Y Z

32N Versione normale *Normal version*

32Q Versione autobloccante *Self-locking version*

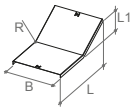

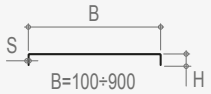

S I Y	Codice/ Code	S mm	kg/pz	B mm	H mm	R mm		L mm	L1 mm	kg/pz	S mm	Z	Codice/ Code
B2 ¤	32N5R100F	1,0	0,71	100	15	500		530	142	0,77	1,0	B2 Z	32N5R100F
B2 ¤	32N5R200F	1,0	1,15	200	15	500		530	142	1,26	1,0	B2 Z	32N5R200F
B2 ¤	32N5R300F	1,0	1,59	300	15	500		530	142	1,74	1,0	B2 Z	32N5R300F
B2 ¤	32N5R400F	1,0	2,03	400	15	500		530	142	2,22	1,0	B2 Z	32N5R400F
B2 ¤	32N5R500F	1,0	2,47	500	15	500		530	142	2,70	1,0	B2 Z	32N5R500F
B2 ¤	32N5R600F	1,0	2,92	600	15	500		530	142	3,18	1,0	B2 Z	32N5R600F
B2 ¤	32N5R700K	1,5	5,03	700	15	500		530	142	5,34	1,5	B2 Z	32N5R700K
B2 ¤	32N5R800K	1,5	5,70	800	15	500		530	142	6,04	1,5	B2 Z	32N5R800K
B2 ¤	32N5R900K	1,5	6,36	900	15	500		530	142	6,74	1,5	B2 Z	32N5R900K

¤ Scegli il materiale/ *Choose the material*

STANDARD					
S	Zincato Sendzimir *Pre-galvanized Sendzimir*	I	Acciaio Inox AISI 304 *AISI 304 Stainless steel*	Y	Acciaio Inox AISI 316L *AISI 316L Stainless steel*
Z	Zincato a caldo dopo lavorazione *Hot-dip galvanized after manufacture*	J	AISI 304 Decontaminato *AISI 304 Decontamined*	N	AISI 316L Decontaminato *AISI 316L Decontamined*

VARIANT			
V	Sendzimir con Verniciatura RAL 5012 *Sendzimir with RAL 5012 Painted*	A	Lega di alluminio *Aluminium alloy*
W	Zinc. a c. con Verniciatura RAL 5012 *Hot-dip galv. with RAL 5012 Painted*	B	Lega di alluminio anodizzato *Aluminium alloy anodized*

CURVA IN DISCESA A 90° SALDATA R=500 *Welded 90° vertical outside bend*

33B J N Z

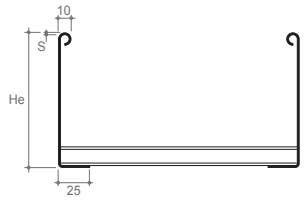

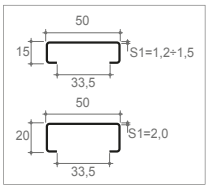

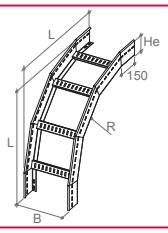

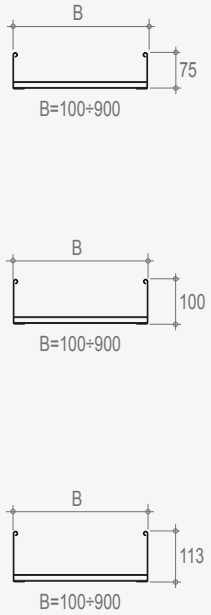

J N Codice/ Code	S mm	A kg/pz	B mm	He mm	R mm	S1 mm	L mm	A kg/pz	S mm	Z Codice/ Code
B2 ¤ 33B5C100KK	1,5	3,20	100	75	500	1,5	725	3,39	1,5	B2 Z 33B5C100KK
B2 ¤ 33B5C200KK	1,5	3,55	200	75	500	1,5	725	3,77	1,5	B2 Z 33B5C200KK
B2 ¤ 33B5C300KK	1,5	3,91	300	75	500	1,5	725	4,15	1,5	B2 Z 33B5C300KK
B2 ¤ 33B5C400KK	1,5	4,27	400	75	500	1,5	725	4,53	1,5	B2 Z 33B5C400KK
B2 ¤ 33B5C500KK	1,5	4,63	500	75	500	1,5	725	4,91	1,5	B2 Z 33B5C500KK
B2 ¤ 33B5C600KK	1,5	4,98	600	75	500	1,5	725	5,28	1,5	B2 Z 33B5C600KK
B2 ¤ 33B5C700MM	2,0	7,54	700	75	500	2,0	725	7,88	2,0	B2 Z 33B5C700MM
B2 ¤ 33B5C800MM	2,0	8,08	800	75	500	2,0	725	8,44	2,0	B2 Z 33B5C800MM
B2 ¤ 33B5C900MM	2,0	8,61	900	75	500	2,0	725	9,00	2,0	B2 Z 33B5C900MM
B2 ¤ 33B5D100KK	1,5	3,83	100	100	500	1,5	750	4,06	1,5	B2 Z 33B5D100KK
B2 ¤ 33B5D200KK	1,5	4,19	200	100	500	1,5	750	4,44	1,5	B2 Z 33B5D200KK
B2 ¤ 33B5D300KK	1,5	4,54	300	100	500	1,5	750	4,82	1,5	B2 Z 33B5D300KK
B2 ¤ 33B5D400KK	1,5	4,90	400	100	500	1,5	750	5,20	1,5	B2 Z 33B5D400KK
B2 ¤ 33B5D500KK	1,5	5,26	500	100	500	1,5	750	5,58	1,5	B2 Z 33B5D500KK
B2 ¤ 33B5D600KK	1,5	5,62	600	100	500	1,5	750	5,96	1,5	B2 Z 33B5D600KK
B2 ¤ 33B5D700MM	2,0	8,38	700	100	500	2,0	750	8,76	2,0	B2 Z 33B5D700MM
B2 ¤ 33B5D800MM	2,0	8,92	800	100	500	2,0	750	9,33	2,0	B2 Z 33B5D800MM
B2 ¤ 33B5D900MM	2,0	9,46	900	100	500	2,0	750	9,89	2,0	B2 Z 33B5D900MM
B2 ¤ 33B5J100KK	1,5	4,14	100	113	500	1,5	763	4,39	1,5	B2 Z 33B5J100KK
B2 ¤ 33B5J200KK	1,5	4,50	200	113	500	1,5	763	4,77	1,5	B2 Z 33B5J200KK
B2 ¤ 33B5J300KK	1,5	4,86	300	113	500	1,5	763	5,15	1,5	B2 Z 33B5J300KK
B2 ¤ 33B5J400KK	1,5	5,22	400	113	500	1,5	763	5,53	1,5	B2 Z 33B5J400KK
B2 ¤ 33B5J500KK	1,5	5,58	500	113	500	1,5	763	5,91	1,5	B2 Z 33B5J500KK
B2 ¤ 33B5J600KK	1,5	5,93	600	113	500	1,5	763	6,29	1,5	B2 Z 33B5J600KK
B2 ¤ 33B5J700MM	2,0	8,81	700	113	500	2,0	763	9,20	2,0	B2 Z 33B5J700MM
B2 ¤ 33B5J800MM	2,0	9,34	800	113	500	2,0	763	9,76	2,0	B2 Z 33B5J800MM
B2 ¤ 33B5J900MM	2,0	9,88	900	113	500	2,0	763	10,32	2,0	B2 Z 33B5J900MM

¤ Scegli il materiale/ *Choose the material*

STANDARD					
S	Zincato Sendzimir *Pre-galvanized Sendzimir*	I	Acciaio Inox AISI 304 *AISI 304 Stainless steel*	Y	Acciaio Inox AISI 316L *AISI 316L Stainless steel*
Z	Zincato a caldo dopo lavorazione *Hot-dip galvanized after manufacture*	J	AISI 304 Decontaminato *AISI 304 Decontamined*	N	AISI 316L Decontaminato *AISI 316L Decontamined*

VARIANT			
V	Sendzimir con Verniciatura RAL 5012 *Sendzimir with RAL 5012 Painted*	A	Lega di alluminio *Aluminium alloy*
W	Zinc. a c. con Verniciatura RAL 5012 *Hot-dip galv. with RAL 5012 Painted*	B	Lega di alluminio anodizzato *Aluminium alloy anodized*

COPERCHIO *Cover*

33 S I Y Z

33N Versione normale *Normal version*

33Q Versione autobloccante *Self-locking version*

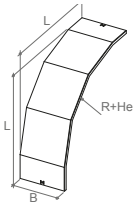

He= altezza nominale passerella
He= cable tray nominal height

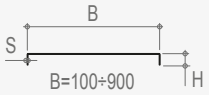

S I Y Codice/ Code	S mm	kg/pz	B mm	He mm	R mm	L mm	kg/pz	S mm	Z Codice/ Code
B2 ¤ 33N5C100F	1,0	1,52	100	75	500	725	1,66	1,0	B2 Z 33N5C100F
B2 ¤ 33N5C200F	1,0	2,47	200	75	500	725	2,69	1,0	B2 Z 33N5C200F
B2 ¤ 33N5C300F	1,0	3,41	300	75	500	725	3,72	1,0	B2 Z 33N5C300F
B2 ¤ 33N5C400F	1,0	4,35	400	75	500	725	4,75	1,0	B2 Z 33N5C400F
B2 ¤ 33N5C500F	1,0	5,30	500	75	500	725	5,78	1,0	B2 Z 33N5C500F
B2 ¤ 33N5C600F	1,0	6,24	600	75	500	725	6,81	1,0	B2 Z 33N5C600F
B2 ¤ 33N5C700K	1,5	10,78	700	75	500	725	11,43	1,5	B2 Z 33N5C700K
B2 ¤ 33N5C800K	1,5	12,20	800	75	500	725	12,93	1,5	B2 Z 33N5C800K
B2 ¤ 33N5C900K	1,5	13,62	900	75	500	725	14,44	1,5	B2 Z 33N5C900K
B2 ¤ 33N5D100F	1,0	1,57	100	100	500	750	1,71	1,0	B2 Z 33N5D100F
B2 ¤ 33N5D200F	1,0	2,55	200	100	500	750	2,78	1,0	B2 Z 33N5D200F
B2 ¤ 33N5D300F	1,0	3,52	300	100	500	750	3,84	1,0	B2 Z 33N5D300F
B2 ¤ 33N5D400F	1,0	4,50	400	100	500	750	4,90	1,0	B2 Z 33N5D400F
B2 ¤ 33N5D500F	1,0	5,47	500	100	500	750	5,97	1,0	B2 Z 33N5D500F
B2 ¤ 33N5D600F	1,0	6,45	600	100	500	750	7,03	1,0	B2 Z 33N5D600F
B2 ¤ 33N5D700K	1,5	11,13	700	100	500	750	11,80	1,5	B2 Z 33N5D700K
B2 ¤ 33N5D800K	1,5	12,60	800	100	500	750	13,36	1,5	B2 Z 33N5D800K
B2 ¤ 33N5D900K	1,5	14,06	900	100	500	750	14,91	1,5	B2 Z 33N5D900K
B2 ¤ 33N5J100F	1,0	1,60	100	113	500	763	1,74	1,0	B2 Z 33N5J100F
B2 ¤ 33N5J200F	1,0	2,59	200	113	500	763	2,82	1,0	B2 Z 33N5J200F
B2 ¤ 33N5J300F	1,0	3,58	300	113	500	763	3,90	1,0	B2 Z 33N5J300F
B2 ¤ 33N5J400F	1,0	4,57	400	113	500	763	4,98	1,0	B2 Z 33N5J400F
B2 ¤ 33N5J500F	1,0	5,56	500	113	500	763	6,06	1,0	B2 Z 33N5J500F
B2 ¤ 33N5J600F	1,0	6,55	600	113	500	763	7,14	1,0	B2 Z 33N5J600F
B2 ¤ 33N5J700K	1,5	11,31	700	113	500	763	11,99	1,5	B2 Z 33N5J700K
B2 ¤ 33N5J800K	1,5	12,80	800	113	500	763	13,57	1,5	B2 Z 33N5J800K
B2 ¤ 33N5J900K	1,5	14,28	900	113	500	763	15,14	1,5	B2 Z 33N5J900K

¤ Scegli il materiale/ *Choose the material*

SALDATA WELDED R 500

CZ 2

COPERCHIO *Cover* Per Serie RD 2 *For RD 2 Series*

→ pag. 223

33N

S
I
Y
Z

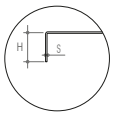

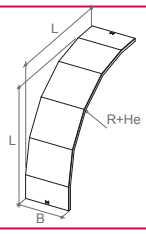

He= altezza nominale passerella
He= cable tray nominal height

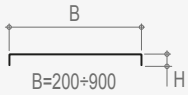

S I Y Codice/ Code	S mm	kg/pz	B mm	He mm	H mm	R mm	L mm	kg/pz	S mm	Z Codice/ Code
B2 ¤ 33N5F200F	1,0	2,71	200	150	20	500	800	2,95	1,0	B2 Z 33N5F200F
B2 ¤ 33N5F300F	1,0	3,74	300	150	20	500	800	4,08	1,0	B2 Z 33N5F300F
B2 ¤ 33N5F400F	1,0	4,78	400	150	20	500	800	5,21	1,0	B2 Z 33N5F400F
B2 ¤ 33N5F500F	1,0	5,82	500	150	20	500	800	6,34	1,0	B2 Z 33N5F500F
B2 ¤ 33N5F600F	1,0	6,85	600	150	20	500	800	7,47	1,0	B2 Z 33N5F600F
B2 ¤ 33N5F700K	1,5	11,84	700	150	20	500	800	12,55	1,5	B2 Z 33N5F700K
B2 ¤ 33N5F800K	1,5	13,39	800	150	20	500	800	14,20	1,5	B2 Z 33N5F800K
B2 ¤ 33N5F900K	1,5	14,95	900	150	20	500	800	15,85	1,5	B2 Z 33N5F900K

¤ Scegli il materiale/ *Choose the material*

STANDARD					
S	Zincato Sendzimir *Pre-galvanized Sendzimir*	I	Acciaio Inox AISI 304 *AISI 304 Stainless steel*	Y	Acciaio Inox AISI 316L *AISI 316L Stainless steel*
Z	Zincato a caldo dopo lavorazione *Hot-dip galvanized after manufacture*	J	AISI 304 Decontaminato *AISI 304 Decontamined*	N	AISI 316L Decontaminato *AISI 316L Decontamined*

VARIANT			
V	Sendzimir con Verniciatura RAL 5012 *Sendzimir with RAL 5012 Painted*	A	Lega di alluminio *Aluminium alloy*
W	Zinc. a c. con Verniciatura RAL 5012 *Hot-dip galv. with RAL 5012 Painted*	B	Lega di alluminio anodizzato *Aluminium alloy anodized*

CURVA IN DISCESA A 60° SALDATA R=500 *Welded 60° vertical outside bend*

41B J N Z

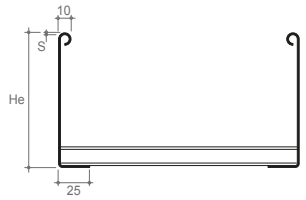

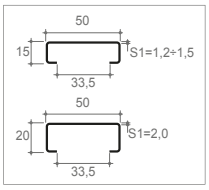

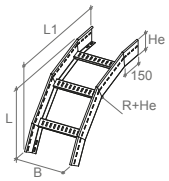

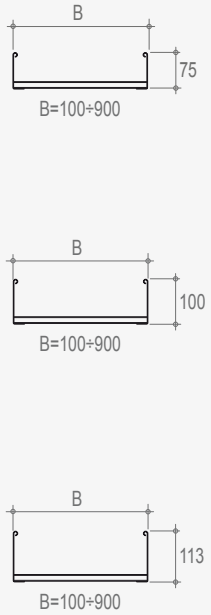

J N Codice/ Code	S mm	⚖ kg/pz	B mm	He mm	R mm	S1 mm	L mm	L1 mm	⚖ kg/pz	S mm	Z Codice/ Code
B2 ¤ 41B5C100KK	1,5	2,50	100	75	500	1,5	455	723	2,65	1,5	B2 Z 41B5C100KK
B2 ¤ 41B5C200KK	1,5	2,77	200	75	500	1,5	455	723	2,93	1,5	B2 Z 41B5C200KK
B2 ¤ 41B5C300KK	1,5	3,03	300	75	500	1,5	455	723	3,22	1,5	B2 Z 41B5C300KK
B2 ¤ 41B5C400KK	1,5	3,30	400	75	500	1,5	455	723	3,50	1,5	B2 Z 41B5C400KK
B2 ¤ 41B5C500KK	1,5	3,57	500	75	500	1,5	455	723	3,79	1,5	B2 Z 41B5C500KK
B2 ¤ 41B5C600KK	1,5	3,84	600	75	500	1,5	455	723	4,07	1,5	B2 Z 41B5C600KK
B2 ¤ 41B5C700MM	2,0	5,79	700	75	500	2,0	455	723	6,05	2,0	B2 Z 41B5C700MM
B2 ¤ 41B5C800MM	2,0	6,19	800	75	500	2,0	455	723	6,47	2,0	B2 Z 41B5C800MM
B2 ¤ 41B5C900MM	2,0	6,59	900	75	500	2,0	455	723	6,89	2,0	B2 Z 41B5C900MM
B2 ¤ 41B5D100KK	1,5	3,01	100	100	500	1,5	480	745	3,19	1,5	B2 Z 41B5D100KK
B2 ¤ 41B5D200KK	1,5	3,27	200	100	500	1,5	480	745	3,47	1,5	B2 Z 41B5D200KK
B2 ¤ 41B5D300KK	1,5	3,54	300	100	500	1,5	480	745	3,76	1,5	B2 Z 41B5D300KK
B2 ¤ 41B5D400KK	1,5	3,81	400	100	500	1,5	480	745	4,04	1,5	B2 Z 41B5D400KK
B2 ¤ 41B5D500KK	1,5	4,08	500	100	500	1,5	480	745	4,32	1,5	B2 Z 41B5D500KK
B2 ¤ 41B5D600KK	1,5	4,35	600	100	500	1,5	480	745	4,61	1,5	B2 Z 41B5D600KK
B2 ¤ 41B5D700MM	2,0	6,47	700	100	500	2,0	480	745	6,76	2,0	B2 Z 41B5D700MM
B2 ¤ 41B5D800MM	2,0	6,87	800	100	500	2,0	480	745	7,18	2,0	B2 Z 41B5D800MM
B2 ¤ 41B5D900MM	2,0	7,27	900	100	500	2,0	480	745	7,60	2,0	B2 Z 41B5D900MM
B2 ¤ 41B5J100KK	1,5	3,26	100	113	500	1,5	493	756	3,46	1,5	B2 Z 41B5J100KK
B2 ¤ 41B5J200KK	1,5	3,53	200	113	500	1,5	493	756	3,74	1,5	B2 Z 41B5J200KK
B2 ¤ 41B5J300KK	1,5	3,80	300	113	500	1,5	493	756	4,02	1,5	B2 Z 41B5J300KK
B2 ¤ 41B5J400KK	1,5	4,06	400	113	500	1,5	493	756	4,31	1,5	B2 Z 41B5J400KK
B2 ¤ 41B5J500KK	1,5	4,33	500	113	500	1,5	493	756	4,59	1,5	B2 Z 41B5J500KK
B2 ¤ 41B5J600KK	1,5	4,60	600	113	500	1,5	493	756	4,88	1,5	B2 Z 41B5J600KK
B2 ¤ 41B5J700MM	2,0	6,81	700	113	500	2,0	493	756	7,11	2,0	B2 Z 41B5J700MM
B2 ¤ 41B5J800MM	2,0	7,21	800	113	500	2,0	493	756	7,53	2,0	B2 Z 41B5J800MM
B2 ¤ 41B5J900MM	2,0	7,61	900	113	500	2,0	493	756	7,95	2,0	B2 Z 41B5J900MM

¤ Scegli il materiale/ *Choose the material*

STANDARD					
S	Zincato Sendzimir *Pre-galvanized Sendzimir*	I	Acciaio Inox AISI 304 *AISI 304 Stainless steel*	Y	Acciaio Inox AISI 316L *AISI 316L Stainless steel*
Z	Zincato a caldo dopo lavorazione *Hot-dip galvanized after manufacture*	J	AISI 304 Decontaminato *AISI 304 Decontamined*	N	AISI 316L Decontaminato *AISI 316L Decontamined*

VARIANT			
V	Sendzimir con Verniciatura RAL 5012 *Sendzimir with RAL 5012 Painted*	A	Lega di alluminio *Aluminium alloy*
W	Zinc. a c. con Verniciatura RAL 5012 *Hot-dip galv. with RAL 5012 Painted*	B	Lega di alluminio anodizzato *Aluminium alloy anodized*

COPERCHIO *Cover*

41 S I Y Z

41N Versione normale *Normal version*

41Q Versione autobloccante *Self-locking version*

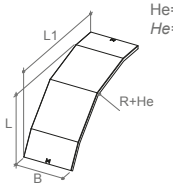

He= altezza nominale passerella
He= cable tray nominal height

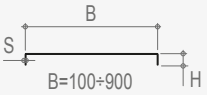

S I Y Codice/ Code	S mm	kg/pz	B mm	He mm	R mm	L mm	L1 mm	kg/pz	S mm	Z Codice/ Code
B2 ¤ 41N5C100F	1,0	1,14	100	75	500	417	723	1,24	1,0	B2 Z 41N5C100F
B2 ¤ 41N5C200F	1,0	1,85	200	75	500	417	723	2,02	1,0	B2 Z 41N5C200F
B2 ¤ 41N5C300F	1,0	2,56	300	75	500	417	723	2,79	1,0	B2 Z 41N5C300F
B2 ¤ 41N5C400F	1,0	3,26	400	75	500	417	723	3,56	1,0	B2 Z 41N5C400F
B2 ¤ 41N5C500F	1,0	3,97	500	75	500	417	723	4,33	1,0	B2 Z 41N5C500F
B2 ¤ 41N5C600F	1,0	4,68	600	75	500	417	723	5,10	1,0	B2 Z 41N5C600F
B2 ¤ 41N5C700K	1,5	8,08	700	75	500	417	723	8,57	1,5	B2 Z 41N5C700K
B2 ¤ 41N5C800K	1,5	9,15	800	75	500	417	723	9,70	1,5	B2 Z 41N5C800K
B2 ¤ 41N5C900K	1,5	10,21	900	75	500	417	723	10,82	1,5	B2 Z 41N5C900K
B2 ¤ 41N5D100F	1,0	1,17	100	100	500	430	745	1,28	1,0	B2 Z 41N5D100F
B2 ¤ 41N5D200F	1,0	1,90	200	100	500	430	745	2,07	1,0	B2 Z 41N5D200F
B2 ¤ 41N5D300F	1,0	2,63	300	100	500	430	745	2,87	1,0	B2 Z 41N5D300F
B2 ¤ 41N5D400F	1,0	3,36	400	100	500	430	745	3,66	1,0	B2 Z 41N5D400F
B2 ¤ 41N5D500F	1,0	4,09	500	100	500	430	745	4,46	1,0	B2 Z 41N5D500F
B2 ¤ 41N5D600F	1,0	4,82	600	100	500	430	745	5,25	1,0	B2 Z 41N5D600F
B2 ¤ 41N5D700K	1,5	8,32	700	100	500	430	745	8,82	1,5	B2 Z 41N5D700K
B2 ¤ 41N5D800K	1,5	9,41	800	100	500	430	745	9,98	1,5	B2 Z 41N5D800K
B2 ¤ 41N5D900K	1,5	10,50	900	100	500	430	745	11,14	1,5	B2 Z 41N5D900K
B2 ¤ 41N5J100F	1,0	1,19	100	113	500	436	756	1,30	1,0	B2 Z 41N5J100F
B2 ¤ 41N5J200F	1,0	1,93	200	113	500	436	756	2,10	1,0	B2 Z 41N5J200F
B2 ¤ 41N5J300F	1,0	2,67	300	113	500	436	756	2,91	1,0	B2 Z 41N5J300F
B2 ¤ 41N5J400F	1,0	3,41	400	113	500	436	756	3,71	1,0	B2 Z 41N5J400F
B2 ¤ 41N5J500F	1,0	4,15	500	113	500	436	756	4,52	1,0	B2 Z 41N5J500F
B2 ¤ 41N5J600F	1,0	4,88	600	113	500	436	756	5,33	1,0	B2 Z 41N5J600F
B2 ¤ 41N5J700K	1,5	8,44	700	113	500	436	756	8,94	1,5	B2 Z 41N5J700K
B2 ¤ 41N5J800K	1,5	9,54	800	113	500	436	756	10,12	1,5	B2 Z 41N5J800K
B2 ¤ 41N5J900K	1,5	10,65	900	113	500	436	756	11,30	1,5	B2 Z 41N5J900K

¤ Scegli il materiale/ *Choose the material*

SALDATA R 500
WELDED

CZ 2

COPERCHIO *Cover* Per Serie RD 2 *For RD 2 Series*

→ pag. 223

41N S I Y Z

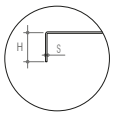

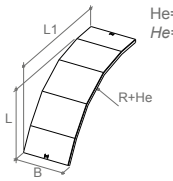

He= altezza nominale passerella
He= cable tray nominal height

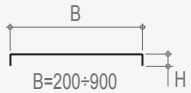

S I Y Codice/ Code	S mm	kg/pz	B mm	He mm	H mm	R mm	L mm	L1 mm	kg/pz	S mm	Z Codice/ Code
B2 ¤ 41N5F200F	1,0	2,01	200	150	20	500	455	788	2,19	1,0	B2 Z 41N5F200F
B2 ¤ 41N5F300F	1,0	2,78	300	150	20	500	455	788	3,03	1,0	B2 Z 41N5F300F
B2 ¤ 41N5F400F	1,0	3,55	400	150	20	500	455	788	3,87	1,0	B2 Z 41N5F400F
B2 ¤ 41N5F500F	1,0	4,32	500	150	20	500	455	788	4,71	1,0	B2 Z 41N5F500F
B2 ¤ 41N5F600F	1,0	5,09	600	150	20	500	455	788	5,55	1,0	B2 Z 41N5F600F
B2 ¤ 41N5F700K	1,5	8,79	700	150	20	500	455	788	9,32	1,5	B2 Z 41N5F700K
B2 ¤ 41N5F800K	1,5	9,94	800	150	20	500	455	788	10,54	1,5	B2 Z 41N5F800K
B2 ¤ 41N5F900K	1,5	11,10	900	150	20	500	455	788	11,77	1,5	B2 Z 41N5F900K

¤ Scegli il materiale/ *Choose the material*

STANDARD					
S	Zincato Sendzimir *Pre-galvanized Sendzimir*	I	Acciaio Inox AISI 304 *AISI 304 Stainless steel*	Y	Acciaio Inox AISI 316L *AISI 316L Stainless steel*
Z	Zincato a caldo dopo lavorazione *Hot-dip galvanized after manufacture*	J	AISI 304 Decontaminato *AISI 304 Decontamined*	N	AISI 316L Decontaminato *AISI 316L Decontamined*

VARIANT			
V	Sendzimir con Verniciatura RAL 5012 *Sendzimir with RAL 5012 Painted*	A	Lega di alluminio *Aluminium alloy*
W	Zinc. a c. con Verniciatura RAL 5012 *Hot-dip galv. with RAL 5012 Painted*	B	Lega di alluminio anodizzato *Aluminium alloy anodized*

CURVA IN DISCESA A 45° SALDATA R=500 *Welded 45° vertical outside bend*

34B J N Z

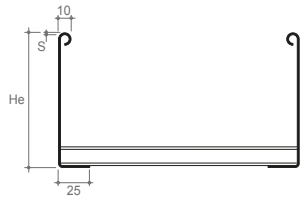

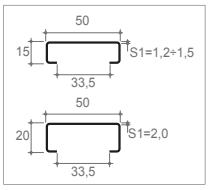

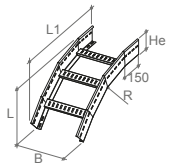

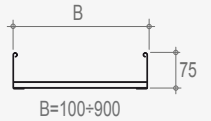

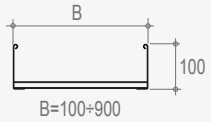

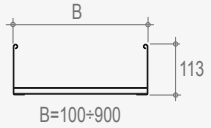

J N Codice/ Code	S mm	kg/pz	B mm	He mm	R mm	S1 mm	L mm	L1 mm	kg/pz	S mm	Z Codice/ Code
B2 ¤ 34B5C100KK	1,5	2,18	100	75	500	1,5	328	663	2,32	1,5	B2 Z 34B5C100KK
B2 ¤ 34B5C200KK	1,5	2,45	200	75	500	1,5	328	663	2,60	1,5	B2 Z 34B5C200KK
B2 ¤ 34B5C300KK	1,5	2,72	300	75	500	1,5	328	663	2,89	1,5	B2 Z 34B5C300KK
B2 ¤ 34B5C400KK	1,5	2,99	400	75	500	1,5	328	663	3,17	1,5	B2 Z 34B5C400KK
B2 ¤ 34B5C500KK	1,5	3,26	500	75	500	1,5	328	663	3,45	1,5	B2 Z 34B5C500KK
B2 ¤ 34B5C600KK	1,5	3,53	600	75	500	1,5	328	663	3,74	1,5	B2 Z 34B5C600KK
B2 ¤ 34B5C700MM	2,0	5,37	700	75	500	2,0	328	663	5,62	2,0	B2 Z 34B5C700MM
B2 ¤ 34B5C800MM	2,0	5,77	800	75	500	2,0	328	663	6,04	2,0	B2 Z 34B5C800MM
B2 ¤ 34B5C900MM	2,0	6,18	900	75	500	2,0	328	663	6,46	2,0	B2 Z 34B5C900MM
B2 ¤ 34B5D100KK	1,5	2,63	100	100	500	1,5	353	680	2,78	1,5	B2 Z 34B5D100KK
B2 ¤ 34B5D200KK	1,5	2,89	200	100	500	1,5	353	680	3,07	1,5	B2 Z 34B5D200KK
B2 ¤ 34B5D300KK	1,5	3,16	300	100	500	1,5	353	680	3,35	1,5	B2 Z 34B5D300KK
B2 ¤ 34B5D400KK	1,5	3,43	400	100	500	1,5	353	680	3,64	1,5	B2 Z 34B5D400KK
B2 ¤ 34B5D500KK	1,5	3,70	500	100	500	1,5	353	680	3,92	1,5	B2 Z 34B5D500KK
B2 ¤ 34B5D600KK	1,5	3,97	600	100	500	1,5	353	680	4,21	1,5	B2 Z 34B5D600KK
B2 ¤ 34B5D700MM	2,0	5,96	700	100	500	2,0	353	680	6,23	2,0	B2 Z 34B5D700MM
B2 ¤ 34B5D800MM	2,0	6,36	800	100	500	2,0	353	680	6,65	2,0	B2 Z 34B5D800MM
B2 ¤ 34B5D900MM	2,0	6,76	900	100	500	2,0	353	680	7,07	2,0	B2 Z 34B5D900MM
B2 ¤ 34B5J100KK	1,5	2,85	100	113	500	1,5	366	690	3,02	1,5	B2 Z 34B5J100KK
B2 ¤ 34B5J200KK	1,5	3,11	200	113	500	1,5	366	690	3,30	1,5	B2 Z 34B5J200KK
B2 ¤ 34B5J300KK	1,5	3,38	300	113	500	1,5	366	690	3,59	1,5	B2 Z 34B5J300KK
B2 ¤ 34B5J400KK	1,5	3,65	400	113	500	1,5	366	690	3,87	1,5	B2 Z 34B5J400KK
B2 ¤ 34B5J500KK	1,5	3,92	500	113	500	1,5	366	690	4,15	1,5	B2 Z 34B5J500KK
B2 ¤ 34B5J600KK	1,5	4,19	600	113	500	1,5	366	690	4,44	1,5	B2 Z 34B5J600KK
B2 ¤ 34B5J700MM	2,0	6,25	700	113	500	2,0	366	690	6,54	2,0	B2 Z 34B5J700MM
B2 ¤ 34B5J800MM	2,0	6,66	800	113	500	2,0	366	690	6,96	2,0	B2 Z 34B5J800MM
B2 ¤ 34B5J900MM	2,0	7,06	900	113	500	2,0	366	690	7,38	2,0	B2 Z 34B5J900MM

¤ Scegli il materiale/ *Choose the material*

SALDATA WELDED R 500

CZ 2

STANDARD						
S	Zincato Sendzimir *Pre-galvanized Sendzimir*	I	Acciaio Inox AISI 304 *AISI 304 Stainless steel*	Y	Acciaio Inox AISI 316L *AISI 316L Stainless steel*
Z	Zincato a caldo dopo lavorazione *Hot-dip galvanized after manufacture*	J	AISI 304 Decontaminato *AISI 304 Decontamined*	N	AISI 316L Decontaminato *AISI 316L Decontamined*

VARIANT			
V	Sendzimir con Verniciatura RAL 5012 *Sendzimir with RAL 5012 Painted*	A	Lega di alluminio *Aluminium alloy*
W	Zinc. a c. con Verniciatura RAL 5012 *Hot-dip galv. with RAL 5012 Painted*	B	Lega di alluminio anodizzato *Aluminium alloy anodized*

COPERCHIO *Cover*

34 S I Y Z

34N Versione normale *Normal version*

34Q Versione autobloccante *Self-locking version*

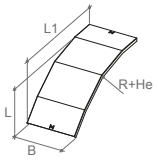

He= altezza nominale passerella
He= cable tray nominal height



S I Y Codice/ Code	S mm	kg/pz	B mm	He mm	R mm	L mm	L1 mm	kg/pz	S mm	Z Codice/ Code
B2 ¤ 34N5C100F	1,0	0,95	100	75	500	274	663	1,04	1,0	B2 Z 34N5C100F
B2 ¤ 34N5C200F	1,0	1,54	200	75	500	274	663	1,68	1,0	B2 Z 34N5C200F
B2 ¤ 34N5C300F	1,0	2,13	300	75	500	274	663	2,32	1,0	B2 Z 34N5C300F
B2 ¤ 34N5C400F	1,0	2,72	400	75	500	274	663	2,97	1,0	B2 Z 34N5C400F
B2 ¤ 34N5C500F	1,0	3,31	500	75	500	274	663	3,61	1,0	B2 Z 34N5C500F
B2 ¤ 34N5C600F	1,0	3,90	600	75	500	274	663	4,25	1,0	B2 Z 34N5C600F
B2 ¤ 34N5C700K	1,5	6,73	700	75	500	274	663	7,14	1,5	B2 Z 34N5C700K
B2 ¤ 34N5C800K	1,5	7,62	800	75	500	274	663	8,08	1,5	B2 Z 34N5C800K
B2 ¤ 34N5C900K	1,5	8,50	900	75	500	274	663	9,02	1,5	B2 Z 34N5C900K
B2 ¤ 34N5D100F	1,0	0,97	100	100	500	282	680	1,06	1,0	B2 Z 34N5D100F
B2 ¤ 34N5D200F	1,0	1,58	200	100	500	282	680	1,72	1,0	B2 Z 34N5D200F
B2 ¤ 34N5D300F	1,0	2,19	300	100	500	282	680	2,38	1,0	B2 Z 34N5D300F
B2 ¤ 34N5D400F	1,0	2,79	400	100	500	282	680	3,04	1,0	B2 Z 34N5D400F
B2 ¤ 34N5D500F	1,0	3,40	500	100	500	282	680	3,70	1,0	B2 Z 34N5D500F
B2 ¤ 34N5D600F	1,0	4,00	600	100	500	282	680	4,36	1,0	B2 Z 34N5D600F
B2 ¤ 34N5D700K	1,5	6,91	700	100	500	282	680	7,33	1,5	B2 Z 34N5D700K
B2 ¤ 34N5D800K	1,5	7,82	800	100	500	282	680	8,29	1,5	B2 Z 34N5D800K
B2 ¤ 34N5D900K	1,5	8,73	900	100	500	282	680	9,25	1,5	B2 Z 34N5D900K
B2 ¤ 34N5J100F	1,0	0,99	100	113	500	286	690	1,08	1,0	B2 Z 34N5J100F
B2 ¤ 34N5J200F	1,0	1,60	200	113	500	286	690	1,75	1,0	B2 Z 34N5J200F
B2 ¤ 34N5J300F	1,0	2,21	300	113	500	286	690	2,41	1,0	B2 Z 34N5J300F
B2 ¤ 34N5J400F	1,0	2,83	400	113	500	286	690	3,08	1,0	B2 Z 34N5J400F
B2 ¤ 34N5J500F	1,0	3,44	500	113	500	286	690	3,75	1,0	B2 Z 34N5J500F
B2 ¤ 34N5J600F	1,0	4,05	600	113	500	286	690	4,42	1,0	B2 Z 34N5J600F
B2 ¤ 34N5J700K	1,5	7,00	700	113	500	286	690	7,42	1,5	B2 Z 34N5J700K
B2 ¤ 34N5J800K	1,5	7,92	800	113	500	286	690	8,40	1,5	B2 Z 34N5J800K
B2 ¤ 34N5J900K	1,5	8,84	900	113	500	286	690	9,37	1,5	B2 Z 34N5J900K

¤ Scegli il materiale/ *Choose the material*

SALDATA R 500
WELDED

CZ 2

COPERCHIO *Cover* Per Serie RD 2 *For RD 2 Series*

→ pag. 224

34N S I Y Z

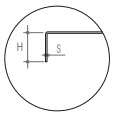

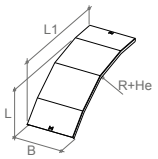

He= altezza nominale passerella
He= cable tray nominal height

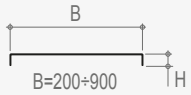

S I Y Codice/ Code	S mm	kg/pz	B mm	He mm	H mm	R mm	L mm	L1 mm	kg/pz	S mm	Z Codice/ Code
B2 ¤ 34N5F200F	1,0	1,66	200	150	20	500	296	716	1,81	1,0	B2 Z 34N5F200F
B2 ¤ 34N5F300F	1,0	2,30	300	150	20	500	296	716	2,50	1,0	B2 Z 34N5F300F
B2 ¤ 34N5F400F	1,0	2,93	400	150	20	500	296	716	3,20	1,0	B2 Z 34N5F400F
B2 ¤ 34N5F500F	1,0	3,57	500	150	20	500	296	716	3,89	1,0	B2 Z 34N5F500F
B2 ¤ 34N5F600F	1,0	4,21	600	150	20	500	296	716	4,59	1,0	B2 Z 34N5F600F
B2 ¤ 34N5F700K	1,5	7,26	700	150	20	500	296	716	7,70	1,5	B2 Z 34N5F700K
B2 ¤ 34N5F800K	1,5	8,22	800	150	20	500	296	716	8,71	1,5	B2 Z 34N5F800K
B2 ¤ 34N5F900K	1,5	9,17	900	150	20	500	296	716	9,72	1,5	B2 Z 34N5F900K

¤ Scegli il materiale/ *Choose the material*

STANDARD					
S	Zincato Sendzimir *Pre-galvanized Sendzimir*	I	Acciaio Inox AISI 304 *AISI 304 Stainless steel*	Y	Acciaio Inox AISI 316L *AISI 316L Stainless steel*
Z	Zincato a caldo dopo lavorazione *Hot-dip galvanized after manufacture*	J	AISI 304 Decontaminato *AISI 304 Decontamined*	N	AISI 316L Decontaminato *AISI 316L Decontamined*

VARIANT			
V	Sendzimir con Verniciatura RAL 5012 *Sendzimir with RAL 5012 Painted*	A	Lega di alluminio *Aluminium alloy*
W	Zinc. a c. con Verniciatura RAL 5012 *Hot-dip galv. with RAL 5012 Painted*	B	Lega di alluminio anodizzato *Aluminium alloy anodized*

CURVA IN DISCESA A 30° SALDATA R=500 *Welded 30° vertical outside bend*

35B J N Z

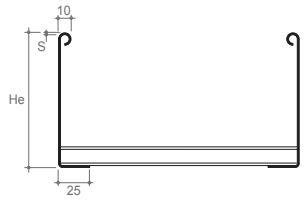

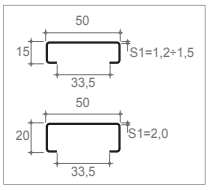

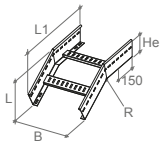

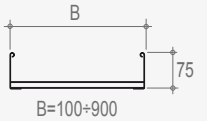

B=100÷900

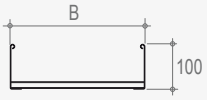

B=100÷900

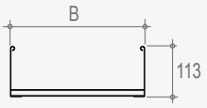

B=100÷900

J N Codice/ Code	S mm	kg/pz	B mm	He mm	R mm	S1 mm	L mm	L1 mm	kg/pz	S mm	Z Codice/ Code
B2 ¤ 35B5C100KK	1,5	1,78	100	75	500	1,5	217	567	1,88	1,5	B2 Z 35B5C100KK
B2 ¤ 35B5C200KK	1,5	1,96	200	75	500	1,5	217	567	2,07	1,5	B2 Z 35B5C200KK
B2 ¤ 35B5C300KK	1,5	2,13	300	75	500	1,5	217	567	2,26	1,5	B2 Z 35B5C300KK
B2 ¤ 35B5C400KK	1,5	2,31	400	75	500	1,5	217	567	2,45	1,5	B2 Z 35B5C400KK
B2 ¤ 35B5C500KK	1,5	2,49	500	75	500	1,5	217	567	2,64	1,5	B2 Z 35B5C500KK
B2 ¤ 35B5C600KK	1,5	2,67	600	75	500	1,5	217	567	2,83	1,5	B2 Z 35B5C600KK
B2 ¤ 35B5C700MM	2,0	4,01	700	75	500	2,0	217	567	4,19	2,0	B2 Z 35B5C700MM
B2 ¤ 35B5C800MM	2,0	4,28	800	75	500	2,0	217	567	4,47	2,0	B2 Z 35B5C800MM
B2 ¤ 35B5C900MM	2,0	4,54	900	75	500	2,0	217	567	4,75	2,0	B2 Z 35B5C900MM
B2 ¤ 35B5D100KK	1,5	2,15	100	100	500	1,5	242	580	2,28	1,5	B2 Z 35B5D100KK
B2 ¤ 35B5D200KK	1,5	2,33	200	100	500	1,5	242	580	2,47	1,5	B2 Z 35B5D200KK
B2 ¤ 35B5D300KK	1,5	2,51	300	100	500	1,5	242	580	2,66	1,5	B2 Z 35B5D300KK
B2 ¤ 35B5D400KK	1,5	2,68	400	100	500	1,5	242	580	2,85	1,5	B2 Z 35B5D400KK
B2 ¤ 35B5D500KK	1,5	2,86	500	100	500	1,5	242	580	3,04	1,5	B2 Z 35B5D500KK
B2 ¤ 35B5D600KK	1,5	3,04	600	100	500	1,5	242	580	3,23	1,5	B2 Z 35B5D600KK
B2 ¤ 35B5D700MM	2,0	4,50	700	100	500	2,0	242	580	4,71	2,0	B2 Z 35B5D700MM
B2 ¤ 35B5D800MM	2,0	4,77	800	100	500	2,0	242	580	4,99	2,0	B2 Z 35B5D800MM
B2 ¤ 35B5D900MM	2,0	5,04	900	100	500	2,0	242	580	5,27	2,0	B2 Z 35B5D900MM
B2 ¤ 35B5J100KK	1,5	2,33	100	113	500	1,5	255	586	2,47	1,5	B2 Z 35B5J100KK
B2 ¤ 35B5J200KK	1,5	2,51	200	113	500	1,5	255	586	2,66	1,5	B2 Z 35B5J200KK
B2 ¤ 35B5J300KK	1,5	2,69	300	113	500	1,5	255	586	2,85	1,5	B2 Z 35B5J300KK
B2 ¤ 35B5J400KK	1,5	2,87	400	113	500	1,5	255	586	3,04	1,5	B2 Z 35B5J400KK
B2 ¤ 35B5J500KK	1,5	3,05	500	113	500	1,5	255	586	3,23	1,5	B2 Z 35B5J500KK
B2 ¤ 35B5J600KK	1,5	3,23	600	113	500	1,5	255	586	3,42	1,5	B2 Z 35B5J600KK
B2 ¤ 35B5J700MM	2,0	4,75	700	113	500	2,0	255	586	4,97	2,0	B2 Z 35B5J700MM
B2 ¤ 35B5J800MM	2,0	5,02	800	113	500	2,0	255	586	5,25	2,0	B2 Z 35B5J800MM
B2 ¤ 35B5J900MM	2,0	5,29	900	113	500	2,0	255	586	5,53	2,0	B2 Z 35B5J900MM

¤ Scegli il materiale/ *Choose the material*

STANDARD						
S	Zincato Sendzimir *Pre-galvanized Sendzimir*	I	Acciaio Inox AISI 304 *AISI 304 Stainless steel*	Y	Acciaio Inox AISI 316L *AISI 316L Stainless steel*
Z	Zincato a caldo dopo lavorazione *Hot-dip galvanized after manufacture*	J	AISI 304 Decontaminato *AISI 304 Decontamined*	N	AISI 316L Decontaminato *AISI 316L Decontamined*

VARIANT			
V	Sendzimir con Verniciatura RAL 5012 *Sendzimir with RAL 5012 Painted*	A	Lega di alluminio *Aluminium alloy*
W	Zinc. a c. con Verniciatura RAL 5012 *Hot-dip galv. with RAL 5012 Painted*	B	Lega di alluminio anodizzato *Aluminium alloy anodized*

COPERCHIO *Cover*

35 S I Y Z

35N Versione normale *Normal version*

35Q Versione autobloccante *Self-locking version*

He= altezza nominale passerella
He= cable tray nominal height

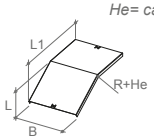

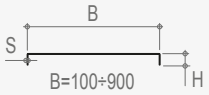

S I Y Codice/ Code	S mm	♙ kg/pz	B mm	He mm	R mm	L mm	L1 mm	♙ kg/pz	S mm	Z Codice/ Code
B2 ¤ 35N5C100F	1,0	0,76	100	75	500	152	567	0,83	1,0	B2 Z 35N5C100F
B2 ¤ 35N5C200F	1,0	1,23	200	75	500	152	567	1,34	1,0	B2 Z 35N5C200F
B2 ¤ 35N5C300F	1,0	1,70	300	75	500	152	567	1,86	1,0	B2 Z 35N5C300F
B2 ¤ 35N5C400F	1,0	2,18	400	75	500	152	567	2,37	1,0	B2 Z 35N5C400F
B2 ¤ 35N5C500F	1,0	2,65	500	75	500	152	567	2,89	1,0	B2 Z 35N5C500F
B2 ¤ 35N5C600F	1,0	3,12	600	75	500	152	567	3,40	1,0	B2 Z 35N5C600F
B2 ¤ 35N5C700K	1,5	5,39	700	75	500	152	567	5,71	1,5	B2 Z 35N5C700K
B2 ¤ 35N5C800K	1,5	6,09	800	75	500	152	567	6,46	1,5	B2 Z 35N5C800K
B2 ¤ 35N5C900K	1,5	6,80	900	75	500	152	567	7,21	1,5	B2 Z 35N5C900K
B2 ¤ 35N5D100F	1,0	0,78	100	100	500	155	580	0,85	1,0	B2 Z 35N5D100F
B2 ¤ 35N5D200F	1,0	1,26	200	100	500	155	580	1,37	1,0	B2 Z 35N5D200F
B2 ¤ 35N5D300F	1,0	1,74	300	100	500	155	580	1,90	1,0	B2 Z 35N5D300F
B2 ¤ 35N5D400F	1,0	2,22	400	100	500	155	580	2,42	1,0	B2 Z 35N5D400F
B2 ¤ 35N5D500F	1,0	2,70	500	100	500	155	580	2,95	1,0	B2 Z 35N5D500F
B2 ¤ 35N5D600F	1,0	3,19	600	100	500	155	580	3,48	1,0	B2 Z 35N5D600F
B2 ¤ 35N5D700K	1,5	5,50	700	100	500	155	580	5,84	1,5	B2 Z 35N5D700K
B2 ¤ 35N5D800K	1,5	6,23	800	100	500	155	580	6,60	1,5	B2 Z 35N5D800K
B2 ¤ 35N5D900K	1,5	6,95	900	100	500	155	580	7,37	1,5	B2 Z 35N5D900K
B2 ¤ 35N5J100F	1,0	0,78	100	113	500	157	586	0,86	1,0	B2 Z 35N5J100F
B2 ¤ 35N5J200F	1,0	1,27	200	113	500	157	586	1,39	1,0	B2 Z 35N5J200F
B2 ¤ 35N5J300F	1,0	1,76	300	113	500	157	586	1,92	1,0	B2 Z 35N5J300F
B2 ¤ 35N5J400F	1,0	2,25	400	113	500	157	586	2,45	1,0	B2 Z 35N5J400F
B2 ¤ 35N5J500F	1,0	2,73	500	113	500	157	586	2,98	1,0	B2 Z 35N5J500F
B2 ¤ 35N5J600F	1,0	3,22	600	113	500	157	586	3,51	1,0	B2 Z 35N5J600F
B2 ¤ 35N5J700K	1,5	5,56	700	113	500	157	586	5,90	1,5	B2 Z 35N5J700K
B2 ¤ 35N5J800K	1,5	6,29	800	113	500	157	586	6,67	1,5	B2 Z 35N5J800K
B2 ¤ 35N5J900K	1,5	7,02	900	113	500	157	586	7,45	1,5	B2 Z 35N5J900K

¤ Scegli il materiale/ *Choose the material*

SALDATA R 500
WELDED

CZ 2

COPERCHIO *Cover* Per Serie RD 2 *For RD 2 Series*

→ pag. 224

35N S I Y Z

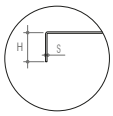

He= altezza nominale passerella
He= cable tray nominal height

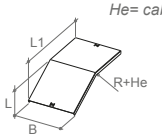

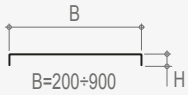

S I Y Codice/ Code	S mm	♙ kg/pz	B mm	He mm	H mm	R mm	L mm	L1 mm	♙ kg/pz	S mm	Z Codice/ Code
B2 ¤ 35N5F200F	1,0	1,31	200	150	20	500	162	605	1,43	1,0	B2 Z 35N5F200F
B2 ¤ 35N5F300F	1,0	1,81	300	150	20	500	162	605	1,98	1,0	B2 Z 35N5F300F
B2 ¤ 35N5F400F	1,0	2,32	400	150	20	500	162	605	2,53	1,0	B2 Z 35N5F400F
B2 ¤ 35N5F500F	1,0	2,82	500	150	20	500	162	605	3,08	1,0	B2 Z 35N5F500F
B2 ¤ 35N5F600F	1,0	3,32	600	150	20	500	162	605	3,62	1,0	B2 Z 35N5F600F
B2 ¤ 35N5F700K	1,5	5,74	700	150	20	500	162	605	6,08	1,5	B2 Z 35N5F700K
B2 ¤ 35N5F800K	1,5	6,49	800	150	20	500	162	605	6,88	1,5	B2 Z 35N5F800K
B2 ¤ 35N5F900K	1,5	7,25	900	150	20	500	162	605	7,68	1,5	B2 Z 35N5F900K

¤ Scegli il materiale/ *Choose the material*

STANDARD					
S	Zincato Sendzimir *Pre-galvanized Sendzimir*	I	Acciaio Inox AISI 304 *AISI 304 Stainless steel*	Y	Acciaio Inox AISI 316L *AISI 316L Stainless steel*
Z	Zincato a caldo dopo lavorazione *Hot-dip galvanized after manufacture*	J	AISI 304 Decontaminato *AISI 304 Decontamined*	N	AISI 316L Decontaminato *AISI 316L Decontamined*

VARIANT			
V	Sendzimir con Verniciatura RAL 5012 *Sendzimir with RAL 5012 Painted*	A	Lega di alluminio *Aluminium alloy*
W	Zinc. a c. con Verniciatura RAL 5012 *Hot-dip galv. with RAL 5012 Painted*	B	Lega di alluminio anodizzato *Aluminium alloy anodized*

RIDUZIONE CENTRALE SALDATA *Welded central reduction*

20B J N Z

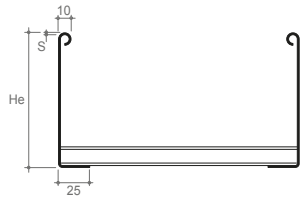

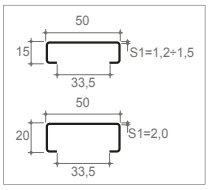

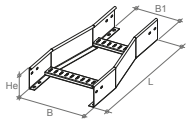

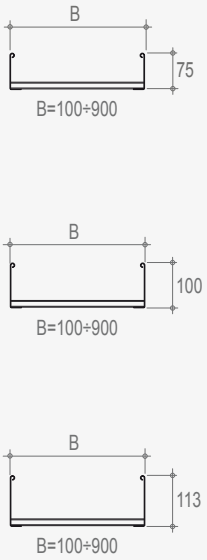

J N Codice/ Code	S mm	kg/pz	B mm	B1 mm	He mm	R mm	S1 mm	L mm	kg/pz	S mm	Z Codice/ Code
B2 ¤ 20B1C200KK	1,5	1,87	200	100	75	300	1,5	600	1,99	1,5	B2 Z 20B1C200KK
B2 ¤ 20B2C300KK	1,5	2,05	300	200	75	300	1,5	600	2,18	1,5	B2 Z 20B2C300KK
B2 ¤ 20B3C400KK	1,5	2,23	400	300	75	300	1,5	600	2,36	1,5	B2 Z 20B3C400KK
B2 ¤ 20B4C500KK	1,5	2,41	500	400	75	300	1,5	600	2,55	1,5	B2 Z 20B4C500KK
B2 ¤ 20B5C600KK	1,5	2,59	600	500	75	300	1,5	600	2,74	1,5	B2 Z 20B5C600KK
B2 ¤ 20B6C700MM	2,0	3,88	700	600	75	300	2,0	600	4,06	2,0	B2 Z 20B6C700MM
B2 ¤ 20B7C800MM	2,0	4,15	800	700	75	300	2,0	600	4,34	2,0	B2 Z 20B7C800MM
B2 ¤ 20B8C900MM	2,0	4,42	900	800	75	300	2,0	600	4,62	2,0	B2 Z 20B8C900MM
B2 ¤ 20B1D200KK	1,5	2,23	200	100	100	300	1,5	600	2,36	1,5	B2 Z 20B1D200KK
B2 ¤ 20B2D300KK	1,5	2,41	300	200	100	300	1,5	600	2,55	1,5	B2 Z 20B2D300KK
B2 ¤ 20B3D400KK	1,5	2,59	400	300	100	300	1,5	600	2,74	1,5	B2 Z 20B3D400KK
B2 ¤ 20B4D500KK	1,5	2,76	500	400	100	300	1,5	600	2,93	1,5	B2 Z 20B4D500KK
B2 ¤ 20B5D600KK	1,5	2,94	600	500	100	300	1,5	600	3,12	1,5	B2 Z 20B5D600KK
B2 ¤ 20B6D700MM	2,0	4,36	700	600	100	300	2,0	600	4,55	2,0	B2 Z 20B6D700MM
B2 ¤ 20B7D800MM	2,0	4,63	800	700	100	300	2,0	600	4,83	2,0	B2 Z 20B7D800MM
B2 ¤ 20B8D900MM	2,0	4,89	900	800	100	300	2,0	600	5,12	2,0	B2 Z 20B8D900MM
B2 ¤ 20B1J200KK	1,5	2,41	200	100	113	300	1,5	600	2,55	1,5	B2 Z 20B1J200KK
B2 ¤ 20B2J300KK	1,5	2,58	300	200	113	300	1,5	600	2,74	1,5	B2 Z 20B2J300KK
B2 ¤ 20B3J400KK	1,5	2,76	400	300	113	300	1,5	600	2,93	1,5	B2 Z 20B3J400KK
B2 ¤ 20B4J500KK	1,5	2,94	500	400	113	300	1,5	600	3,12	1,5	B2 Z 20B4J500KK
B2 ¤ 20B5J600KK	1,5	3,12	600	500	113	300	1,5	600	3,31	1,5	B2 Z 20B5J600KK
B2 ¤ 20B6J700MM	2,0	4,59	700	600	113	300	2,0	600	4,80	2,0	B2 Z 20B6J700MM
B2 ¤ 20B7J800MM	2,0	4,86	800	700	113	300	2,0	600	5,08	2,0	B2 Z 20B7J800MM
B2 ¤ 20B8J900MM	2,0	5,13	900	800	113	300	2,0	600	5,36	2,0	B2 Z 20B8J900MM

¤ Scegli il materiale/ *Choose the material*

COPERCHIO *Cover*

20 S I Y Z

20N Versione normale *Normal version*

20Q Versione autobloccante *Self-locking version*

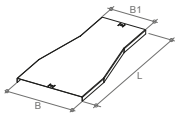

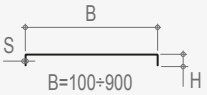

S I Y Codice/ Code	S mm	kg/pz	B mm	B1 mm	H mm	R mm	L mm	kg/pz	S mm	Z Codice/ Code
B2 ¤ 20N1R200F	1,0	0,99	200	100	15	300	600	1,08	1,0	B2 Z 20N1R200F
B2 ¤ 20N2R300F	1,0	1,46	300	200	15	300	600	1,60	1,0	B2 Z 20N2R300F
B2 ¤ 20N3R400F	1,0	1,94	400	300	15	300	600	2,11	1,0	B2 Z 20N3R400F
B2 ¤ 20N4R500F	1,0	2,41	500	400	15	300	600	2,62	1,0	B2 Z 20N4R500F
B2 ¤ 20N5R600F	1,0	2,88	600	500	15	300	600	3,14	1,0	B2 Z 20N5R600F
B2 ¤ 20N6R700K	1,5	5,02	700	600	15	300	600	5,33	1,5	B2 Z 20N6R700K
B2 ¤ 20N7R800K	1,5	5,73	800	700	15	300	600	6,08	1,5	B2 Z 20N7R800K
B2 ¤ 20N8R900K	1,5	6,44	900	800	15	300	600	6,82	1,5	B2 Z 20N8R900K

¤ Scegli il materiale/ *Choose the material*

STANDARD					
S	Zincato Sendzimir *Pre-galvanized Sendzimir*	I	Acciaio Inox AISI 304 *AISI 304 Stainless steel*	Y	Acciaio Inox AISI 316L *AISI 316L Stainless steel*
Z	Zincato a caldo dopo lavorazione *Hot-dip galvanized after manufacture*	J	AISI 304 Decontaminato *AISI 304 Decontamined*	N	AISI 316L Decontaminato *AISI 316L Decontamined*

VARIANT			
V	Sendzimir con Verniciatura RAL 5012 *Sendzimir with RAL 5012 Painted*	A	Lega di alluminio *Aluminium alloy*
W	Zinc. a c. con Verniciatura RAL 5012 *Hot-dip galv. with RAL 5012 Painted*	B	Lega di alluminio anodizzato *Aluminium alloy anodized*

RIDUZIONE DESTRA SALDATA *Welded right reduction*

21B J N Z

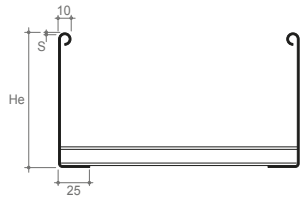

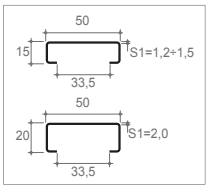

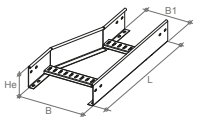

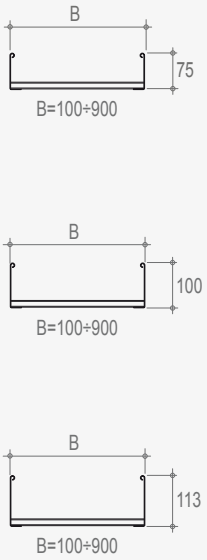

J N	Codice/ Code	S mm	kg/pz	B mm	B1 mm	He mm	R mm	S1 mm	L mm	kg/pz	S mm	Z	Codice/ Code
B2 ¤	21B1C200KK	1,5	1,87	200	100	75	300	1,5	600	1,99	1,5	B2 Z	21B1C200KK
B2 ¤	21B2C300KK	1,5	2,05	300	200	75	300	1,5	600	2,18	1,5	B2 Z	21B2C300KK
B2 ¤	21B3C400KK	1,5	2,23	400	300	75	300	1,5	600	2,36	1,5	B2 Z	21B3C400KK
B2 ¤	21B4C500KK	1,5	2,41	500	400	75	300	1,5	600	2,55	1,5	B2 Z	21B4C500KK
B2 ¤	21B5C600KK	1,5	2,59	600	500	75	300	1,5	600	2,74	1,5	B2 Z	21B5C600KK
B2 ¤	21B6C700MM	2,0	3,88	700	600	75	300	2,0	600	4,06	2,0	B2 Z	21B6C700MM
B2 ¤	21B7C800MM	2,0	4,15	800	700	75	300	2,0	600	4,34	2,0	B2 Z	21B7C800MM
B2 ¤	21B8C900MM	2,0	4,42	900	800	75	300	2,0	600	4,62	2,0	B2 Z	21B8C900MM
B2 ¤	21B1D200KK	1,5	2,23	200	100	100	300	1,5	600	2,36	1,5	B2 Z	21B1D200KK
B2 ¤	21B2D300KK	1,5	2,41	300	200	100	300	1,5	600	2,55	1,5	B2 Z	21B2D300KK
B2 ¤	21B3D400KK	1,5	2,59	400	300	100	300	1,5	600	2,74	1,5	B2 Z	21B3D400KK
B2 ¤	21B4D500KK	1,5	2,76	500	400	100	300	1,5	600	2,93	1,5	B2 Z	21B4D500KK
B2 ¤	21B5D600KK	1,5	2,94	600	500	100	300	1,5	600	3,12	1,5	B2 Z	21B5D600KK
B2 ¤	21B6D700MM	2,0	4,36	700	600	100	300	2,0	600	4,55	2,0	B2 Z	21B6D700MM
B2 ¤	21B7D800MM	2,0	4,63	800	700	100	300	2,0	600	4,83	2,0	B2 Z	21B7D800MM
B2 ¤	21B8D900MM	2,0	4,89	900	800	100	300	2,0	600	5,12	2,0	B2 Z	21B8D900MM
B2 ¤	21B1J200KK	1,5	2,41	200	100	113	300	1,5	600	2,55	1,5	B2 Z	21B1J200KK
B2 ¤	21B2J300KK	1,5	2,58	300	200	113	300	1,5	600	2,74	1,5	B2 Z	21B2J300KK
B2 ¤	21B3J400KK	1,5	2,76	400	300	113	300	1,5	600	2,93	1,5	B2 Z	21B3J400KK
B2 ¤	21B4J500KK	1,5	2,94	500	400	113	300	1,5	600	3,12	1,5	B2 Z	21B4J500KK
B2 ¤	21B5J600KK	1,5	3,12	600	500	113	300	1,5	600	3,31	1,5	B2 Z	21B5J600KK
B2 ¤	21B6J700MM	2,0	4,59	700	600	113	300	2,0	600	4,80	2,0	B2 Z	21B6J700MM
B2 ¤	21B7J800MM	2,0	4,86	800	700	113	300	2,0	600	5,08	2,0	B2 Z	21B7J800MM
B2 ¤	21B8J900MM	2,0	5,13	900	800	113	300	2,0	600	5,36	2,0	B2 Z	21B8J900MM

¤ Scegli il materiale/ *Choose the material*

COPERCHIO *Cover*

21 S I Y Z

21N Versione normale *Normal version*

21Q Versione autobloccante *Self-locking version*

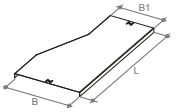

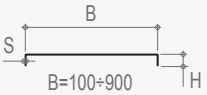

S I Y	Codice/ Code	S mm	kg/pz	B mm	B1 mm	H mm	R mm	L mm	kg/pz	S mm	Z	Codice/ Code
B2 ¤	21N1R200F	1,0	0,99	200	100	15	300	600	1,08	1,0	B2 Z	21N1R200F
B2 ¤	21N2R300F	1,0	1,46	300	200	15	300	600	1,60	1,0	B2 Z	21N2R300F
B2 ¤	21N3R400F	1,0	1,94	400	300	15	300	600	2,11	1,0	B2 Z	21N3R400F
B2 ¤	21N4R500F	1,0	2,41	500	400	15	300	600	2,62	1,0	B2 Z	21N4R500F
B2 ¤	21N5R600F	1,0	2,88	600	500	15	300	600	3,14	1,0	B2 Z	21N5R600F
B2 ¤	21N6R700K	1,5	5,02	700	600	15	300	600	5,33	1,5	B2 Z	21N6R700K
B2 ¤	21N7R800K	1,5	5,73	800	700	15	300	600	6,08	1,5	B2 Z	21N7R800K
B2 ¤	21N8R900K	1,5	6,44	900	800	15	300	600	6,82	1,5	B2 Z	21N8R900K

¤ Scegli il materiale/ *Choose the material*

STANDARD					
S	Zincato Sendzimir *Pre-galvanized Sendzimir*	I	Acciaio Inox AISI 304 *AISI 304 Stainless steel*	Y	Acciaio Inox AISI 316L *AISI 316L Stainless steel*
Z	Zincato a caldo dopo lavorazione *Hot-dip galvanized after manufacture*	J	AISI 304 Decontaminato *AISI 304 Decontamined*	N	AISI 316L Decontaminato *AISI 316L Decontamined*

VARIANT			
V	Sendzimir con Verniciatura RAL 5012 *Sendzimir with RAL 5012 Painted*	A	Lega di alluminio *Aluminium alloy*
W	Zinc. a c. con Verniciatura RAL 5012 *Hot-dip galv. with RAL 5012 Painted*	B	Lega di alluminio anodizzato *Aluminium alloy anodized*

RIDUZIONE SINISTRA SALDATA *Welded left reduction*

22B J N Z

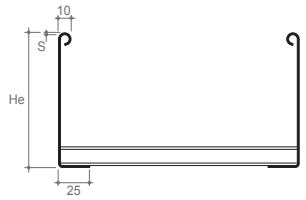

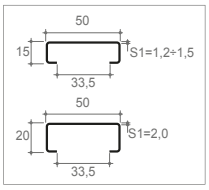

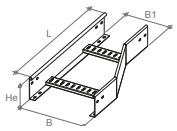

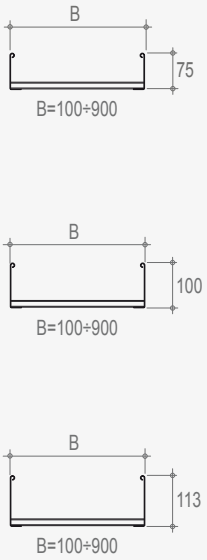

J N	Codice/ Code	S mm	kg/pz	B mm	B1 mm	He mm	R mm	S1 mm	L mm	kg/pz	S mm	Z	Codice/ Code
B2 ¤	22B1C200KK	1,5	1,87	200	100	75	300	1,5	600	1,99	1,5	B2 Z	22B1C200KK
B2 ¤	22B2C300KK	1,5	2,05	300	200	75	300	1,5	600	2,18	1,5	B2 Z	22B2C300KK
B2 ¤	22B3C400KK	1,5	2,23	400	300	75	300	1,5	600	2,36	1,5	B2 Z	22B3C400KK
B2 ¤	22B4C500KK	1,5	2,41	500	400	75	300	1,5	600	2,55	1,5	B2 Z	22B4C500KK
B2 ¤	22B5C600KK	1,5	2,59	600	500	75	300	1,5	600	2,74	1,5	B2 Z	22B5C600KK
B2 ¤	22B6C700MM	2,0	3,88	700	600	75	300	2,0	600	4,06	2,0	B2 Z	22B6C700MM
B2 ¤	22B7C800MM	2,0	4,15	800	700	75	300	2,0	600	4,34	2,0	B2 Z	22B7C800MM
B2 ¤	22B8C900MM	2,0	4,42	900	800	75	300	2,0	600	4,62	2,0	B2 Z	22B8C900MM
B2 ¤	22B1D200KK	1,5	2,23	200	100	100	300	1,5	600	2,36	1,5	B2 Z	22B1D200KK
B2 ¤	22B2D300KK	1,5	2,41	300	200	100	300	1,5	600	2,55	1,5	B2 Z	22B2D300KK
B2 ¤	22B3D400KK	1,5	2,59	400	300	100	300	1,5	600	2,74	1,5	B2 Z	22B3D400KK
B2 ¤	22B4D500KK	1,5	2,76	500	400	100	300	1,5	600	2,93	1,5	B2 Z	22B4D500KK
B2 ¤	22B5D600KK	1,5	2,94	600	500	100	300	1,5	600	3,12	1,5	B2 Z	22B5D600KK
B2 ¤	22B6D700MM	2,0	4,36	700	600	100	300	2,0	600	4,55	2,0	B2 Z	22B6D700MM
B2 ¤	22B7D800MM	2,0	4,63	800	700	100	300	2,0	600	4,83	2,0	B2 Z	22B7D800MM
B2 ¤	22B8D900MM	2,0	4,89	900	800	100	300	2,0	600	5,12	2,0	B2 Z	22B8D900MM
B2 ¤	22B1J200KK	1,5	2,41	200	100	113	300	1,5	600	2,55	1,5	B2 Z	22B1J200KK
B2 ¤	22B2J300KK	1,5	2,58	300	200	113	300	1,5	600	2,74	1,5	B2 Z	22B2J300KK
B2 ¤	22B3J400KK	1,5	2,76	400	300	113	300	1,5	600	2,93	1,5	B2 Z	22B3J400KK
B2 ¤	22B4J500KK	1,5	2,94	500	400	113	300	1,5	600	3,12	1,5	B2 Z	22B4J500KK
B2 ¤	22B5J600KK	1,5	3,12	600	500	113	300	1,5	600	3,31	1,5	B2 Z	22B5J600KK
B2 ¤	22B6J700MM	2,0	4,59	700	600	113	300	2,0	600	4,80	2,0	B2 Z	22B6J700MM
B2 ¤	22B7J800MM	2,0	4,86	800	700	113	300	2,0	600	5,08	2,0	B2 Z	22B7J800MM
B2 ¤	22B8J900MM	2,0	5,13	900	800	113	300	2,0	600	5,36	2,0	B2 Z	22B8J900MM

¤ Scegli il materiale/ *Choose the material*

COPERCHIO *Cover*

22 S I Y Z

22N Versione normale *Normal version*

22Q Versione autobloccante *Self-locking version*

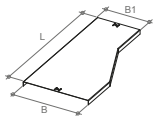

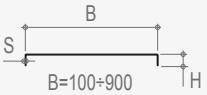

S I Y	Codice/ Code	S mm	kg/pz	B mm	B1 mm	H mm	R mm	L mm	kg/pz	S mm	Z	Codice/ Code
B2 ¤	22N1R200F	1,0	0,99	200	100	15	300	600	1,08	1,0	B2 Z	22N1R200F
B2 ¤	22N2R300F	1,0	1,46	300	200	15	300	600	1,60	1,0	B2 Z	22N2R300F
B2 ¤	22N3R400F	1,0	1,94	400	300	15	300	600	2,11	1,0	B2 Z	22N3R400F
B2 ¤	22N4R500F	1,0	2,41	500	400	15	300	600	2,62	1,0	B2 Z	22N4R500F
B2 ¤	22N5R600F	1,0	2,88	600	500	15	300	600	3,14	1,0	B2 Z	22N5R600F
B2 ¤	22N6R700K	1,5	5,02	700	600	15	300	600	5,33	1,5	B2 Z	22N6R700K
B2 ¤	22N7R800K	1,5	5,73	800	700	15	300	600	6,08	1,5	B2 Z	22N7R800K
B2 ¤	22N8R900K	1,5	6,44	900	800	15	300	600	6,82	1,5	B2 Z	22N8R900K

¤ Scegli il materiale/ *Choose the material*

STANDARD					
S	Zincato Sendzimir *Pre-galvanized Sendzimir*	I	Acciaio Inox AISI 304 *AISI 304 Stainless steel*	Y	Acciaio Inox AISI 316L *AISI 316L Stainless steel*
Z	Zincato a caldo dopo lavorazione *Hot-dip galvanized after manufacture*	J	AISI 304 Decontaminato *AISI 304 Decontamined*	N	AISI 316L Decontaminato *AISI 316L Decontamined*

VARIANT			
V	Sendzimir con Verniciatura RAL 5012 *Sendzimir with RAL 5012 Painted*	A	Lega di alluminio *Aluminium alloy*
W	Zinc. a c. con Verniciatura RAL 5012 *Hot-dip galv. with RAL 5012 Painted*	B	Lega di alluminio anodizzato *Aluminium alloy anodized*

ELEMENTO SALDATO PER CURVA SNODATA VERTICALE *Welded element for articulated vertical bend*

37B J N Z

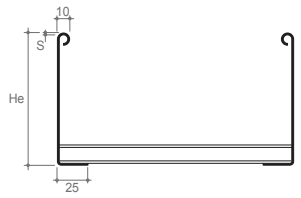

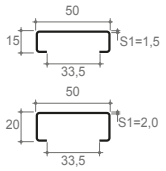

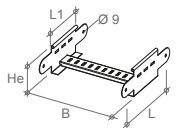

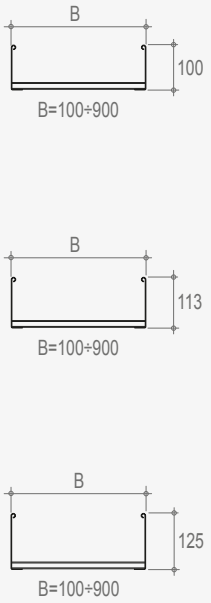

J N	Codice/ Code	S mm	⚖ kg/pz	B mm	He mm	S1 mm	L mm	L1 mm	⚖ kg/pz	S mm	Z	Codice/ Code
B2 ¤	37B1C100KK	1,5	0,65	100	75	1,5	250	150	0,69	1,5	B2 Z	37B1C100KK
B2 ¤	37B1C200KK	1,5	0,74	200	75	1,5	250	150	0,78	1,5	B2 Z	37B1C200KK
B2 ¤	37B1C300KK	1,5	0,83	300	75	1,5	250	150	0,88	1,5	B2 Z	37B1C300KK
B2 ¤	37B1C400KK	1,5	0,92	400	75	1,5	250	150	0,97	1,5	B2 Z	37B1C400KK
B2 ¤	37B1C500KK	1,5	1,01	500	75	1,5	250	150	1,07	1,5	B2 Z	37B1C500KK
B2 ¤	37B1C600KK	1,5	1,10	600	75	1,5	250	150	1,16	1,5	B2 Z	37B1C600KK
B2 ¤	37B1C700MM	2,0	1,69	700	75	2,0	250	150	1,76	2,0	B2 Z	37B1C700MM
B2 ¤	37B1C800MM	2,0	1,82	800	75	2,0	250	150	1,90	2,0	B2 Z	37B1C800MM
B2 ¤	37B1C900MM	2,0	1,90	900	75	2,0	250	150	2,04	2,0	B2 Z	37B1C900MM
B2 ¤	37B1D100KK	1,5	0,74	100	100	1,5	250	150	0,78	1,5	B2 Z	37B1D100KK
B2 ¤	37B1D200KK	1,5	0,83	200	100	1,5	250	150	0,88	1,5	B2 Z	37B1D200KK
B2 ¤	37B1D300KK	1,5	0,92	300	100	1,5	250	150	0,97	1,5	B2 Z	37B1D300KK
B2 ¤	37B1D400KK	1,5	1,01	400	100	1,5	250	150	1,07	1,5	B2 Z	37B1D400KK
B2 ¤	37B1D500KK	1,5	1,10	500	100	1,5	250	150	1,16	1,5	B2 Z	37B1D500KK
B2 ¤	37B1D600KK	1,5	1,19	600	100	1,5	250	150	1,26	1,5	B2 Z	37B1D600KK
B2 ¤	37B1D700MM	2,0	1,80	700	100	2,0	250	150	1,89	2,0	B2 Z	37B1D700MM
B2 ¤	37B1D800MM	2,0	1,94	800	100	2,0	250	150	2,03	2,0	B2 Z	37B1D800MM
B2 ¤	37B1D900MM	2,0	2,07	900	100	2,0	250	150	2,17	2,0	B2 Z	37B1D900MM
B2 ¤	37B1J100KK	1,5	0,78	100	113	1,5	250	150	0,83	1,5	B2 Z	37B1J100KK
B2 ¤	37B1J200KK	1,5	0,87	200	113	1,5	250	150	0,92	1,5	B2 Z	37B1J200KK
B2 ¤	37B1J300KK	1,5	0,96	300	113	1,5	250	150	1,02	1,5	B2 Z	37B1J300KK
B2 ¤	37B1J400KK	1,5	1,05	400	113	1,5	250	150	1,11	1,5	B2 Z	37B1J400KK
B2 ¤	37B1J500KK	1,5	1,14	500	113	1,5	250	150	1,21	1,5	B2 Z	37B1J500KK
B2 ¤	37B1J600KK	1,5	1,23	600	113	1,5	250	150	1,30	1,5	B2 Z	37B1J600KK
B2 ¤	37B1J700MM	2,0	1,86	700	113	2,0	250	150	1,95	2,0	B2 Z	37B1J700MM
B2 ¤	37B1J800MM	2,0	2,00	800	113	2,0	250	150	2,09	2,0	B2 Z	37B1J800MM
B2 ¤	37B1J900MM	2,0	2,13	900	113	2,0	250	150	2,23	2,0	B2 Z	37B1J900MM

Per l'installazione sono necessari 2 giunti a snodo verticale (Art. 63) / *For the installation 2 vertical hinged joints are necessary (Art. 63)*
I coperchi si ottengono adattando in opera quelli rettilinei / *Covers are obtained by fitting the straight ones on site*
¤ Scegli il materiale/ *Choose the material*

ESEMPI DI MONTAGGIO *Installation examples*

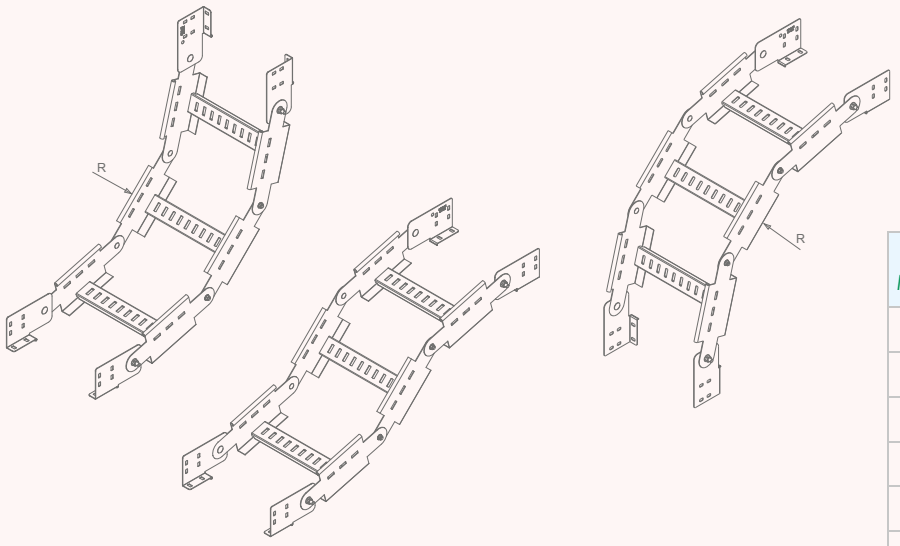

Nr. elementi / No. elements	Raggio interno minimo R [mm] / Minimum internal radius R [mm]
1	230
2	390
3	550
4	710
5	870
6	1030

STANDARD					
S	Zincato Sendzimir *Pre-galvanized Sendzimir*	I	Acciaio Inox AISI 304 *AISI 304 Stainless steel*	Y	Acciaio Inox AISI 316L *AISI 316L Stainless steel*
Z	Zincato a caldo dopo lavorazione *Hot-dip galvanized after manufacture*	J	AISI 304 Decontaminato *AISI 304 Decontamined*	N	AISI 316L Decontaminato *AISI 316L Decontamined*

VARIANT			
V	Sendzimir con Verniciatura RAL 5012 *Sendzimir with RAL 5012 Painted*	A	Lega di alluminio *Aluminium alloy*
W	Zinc. a c. con Verniciatura RAL 5012 *Hot-dip galv. with RAL 5012 Painted*	B	Lega di alluminio anodizzato *Aluminium alloy anodized*

CURVA PIANA A 90° BULLONATA R=300 *Bolted 90° horizontal bend*

10B S I Y Z

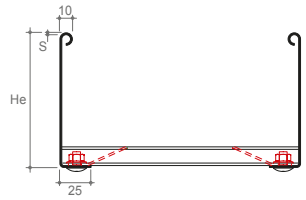

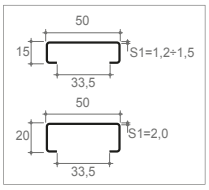

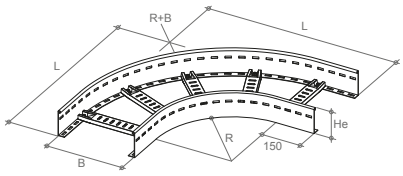

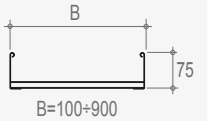

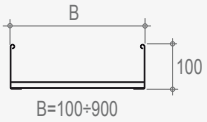

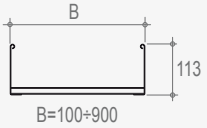

S I Y Codice/ Code	S mm	A kg/pz	B mm	He mm	R mm	S1 mm	L mm	A kg/pz	S mm	Z Codice/ Code
A2 ¤ 10B3C100KK	1,5	2,53	100	75	300	1,5	550	2,68	1,5	A2 Z 10B3C100KK
A2 ¤ 10B3C200KK	1,5	3,19	200	75	300	1,5	650	3,38	1,5	A2 Z 10B3C200KK
A2 ¤ 10B3C300KK	1,5	3,75	300	75	300	1,5	750	3,98	1,5	A2 Z 10B3C300KK
A2 ¤ 10B3C400KK	1,5	4,68	400	75	300	1,5	850	4,96	1,5	A2 Z 10B3C400KK
A2 ¤ 10B3C500KK	1,5	5,33	500	75	300	1,5	950	5,65	1,5	A2 Z 10B3C500KK
A2 ¤ 10B3C600KK	1,5	5,99	600	75	300	1,5	1050	6,35	1,5	A2 Z 10B3C600KK
A2 ¤ 10B3C700MM	2,0	10,32	700	75	300	2,0	1150	10,79	2,0	A2 Z 10B3C700MM
A2 ¤ 10B3C800MM	2,0	11,40	800	75	300	2,0	1250	11,92	2,0	A2 Z 10B3C800MM
A2 ¤ 10B3C900MM	2,0	13,70	900	75	300	2,0	1350	14,32	2,0	A2 Z 10B3C900MM
A2 ¤ 10B3D100KK	1,5	3,03	100	100	300	1,5	550	3,21	1,5	A2 Z 10B3D100KK
A2 ¤ 10B3D200KK	1,5	3,73	200	100	300	1,5	650	3,96	1,5	A2 Z 10B3D200KK
A2 ¤ 10B3D300KK	1,5	4,35	300	100	300	1,5	750	4,61	1,5	A2 Z 10B3D300KK
A2 ¤ 10B3D400KK	1,5	5,32	400	100	300	1,5	850	5,64	1,5	A2 Z 10B3D400KK
A2 ¤ 10B3D500KK	1,5	6,02	500	100	300	1,5	950	6,38	1,5	A2 Z 10B3D500KK
A2 ¤ 10B3D600KK	1,5	6,72	600	100	300	1,5	1050	7,13	1,5	A2 Z 10B3D600KK
A2 ¤ 10B3D700MM	2,0	11,36	700	100	300	2,0	1150	11,87	2,0	A2 Z 10B3D700MM
A2 ¤ 10B3D800MM	2,0	12,50	800	100	300	2,0	1250	13,07	2,0	A2 Z 10B3D800MM
A2 ¤ 10B3D900MM	2,0	14,86	900	100	300	2,0	1350	15,53	2,0	A2 Z 10B3D900MM
A2 ¤ 10B3J100KK	1,5	3,28	100	113	300	1,5	550	3,48	1,5	A2 Z 10B3J100KK
A2 ¤ 10B3J200KK	1,5	4,01	200	113	300	1,5	650	4,25	1,5	A2 Z 10B3J200KK
A2 ¤ 10B3J300KK	1,5	4,64	300	113	300	1,5	750	4,92	1,5	A2 Z 10B3J300KK
A2 ¤ 10B3J400KK	1,5	5,64	400	113	300	1,5	850	5,98	1,5	A2 Z 10B3J400KK
A2 ¤ 10B3J500KK	1,5	6,36	500	113	300	1,5	950	6,75	1,5	A2 Z 10B3J500KK
A2 ¤ 10B3J600KK	1,5	7,09	600	113	300	1,5	1050	7,51	1,5	A2 Z 10B3J600KK
A2 ¤ 10B3J700MM	2,0	11,88	700	113	300	2,0	1150	12,42	2,0	A2 Z 10B3J700MM
A2 ¤ 10B3J800MM	2,0	13,05	800	113	300	2,0	1250	13,64	2,0	A2 Z 10B3J800MM
A2 ¤ 10B3J900MM	2,0	15,44	900	113	300	2,0	1350	16,14	2,0	A2 Z 10B3J900MM

¤ Scegli il materiale/ *Choose the material*

BULLONATA BOLTED R 300

CZ 2

COPERCHIO *Cover*

10 S I Y Z

10N Versione normale *Normal version*

10Q Versione autobloccante *Self-locking version*

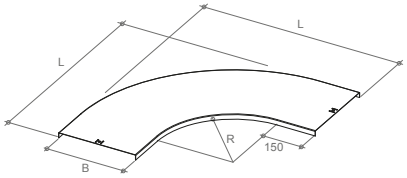



S I Y Codice/ Code	S mm	A kg/pz	B mm	H mm	R mm	L mm	A kg/pz	S mm	Z Codice/ Code
A2 ¤ 10N3R100F	1,0	1,07	100	15	300	550	1,17	1,0	A2 Z 10N3R100F
A2 ¤ 10N3R200F	1,0	1,90	200	15	300	650	2,07	1,0	A2 Z 10N3R200F
A2 ¤ 10N3R300F	1,0	2,85	300	15	300	750	3,11	1,0	A2 Z 10N3R300F
A2 ¤ 10N3R400F	1,0	3,93	400	15	300	850	4,28	1,0	A2 Z 10N3R400F
A2 ¤ 10N3R500F	1,0	5,12	500	15	300	950	5,59	1,0	A2 Z 10N3R500F
A2 ¤ 10N3R600F	1,0	6,45	600	15	300	1050	7,03	1,0	A2 Z 10N3R600F
A2 ¤ 10N3R700K	1,5	11,82	700	15	300	1150	12,54	1,5	A2 Z 10N3R700K
A2 ¤ 10N3R800K	1,5	14,17	800	15	300	1250	15,03	1,5	A2 Z 10N3R800K
A2 ¤ 10N3R900K	1,5	16,71	900	15	300	1350	17,72	1,5	A2 Z 10N3R900K

¤ Scegli il materiale/ *Choose the material*

STANDARD					
S	Zincato Sendzimir *Pre-galvanized Sendzimir*	I	Acciaio Inox AISI 304 *AISI 304 Stainless steel*	Y	Acciaio Inox AISI 316L *AISI 316L Stainless steel*
Z	Zincato a caldo dopo lavorazione *Hot-dip galvanized after manufacture*	J	AISI 304 Decontaminato *AISI 304 Decontamined*	N	AISI 316L Decontaminato *AISI 316L Decontamined*

VARIANT	
V	Sendzimir con Verniciatura RAL 5012 *Sendzimir with RAL 5012 Painted*
W	Zinc. a c. con Verniciatura RAL 5012 *Hot-dip galv. with RAL 5012 Painted*

CURVA PIANA A 60° BULLONATA R=300 *Bolted 60° horizontal bend*

13B S I Y Z

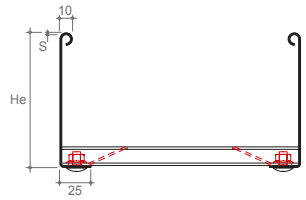

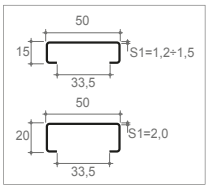

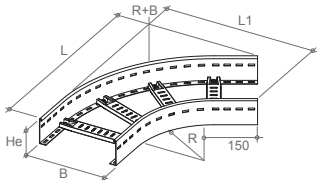

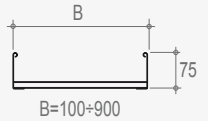

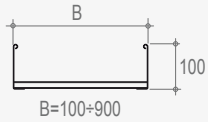

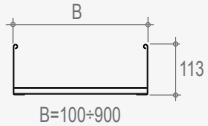

S I Y Codice/ Code	S mm	kg/pz	B mm	He mm	R mm	S1 mm	L mm	L1 mm	kg/pz	S mm	Z Codice/ Code
A2 ¤ 13B3C100KK	1,5	2,04	100	75	300	1,5	571	380	2,17	1,5	A2 Z 13B3C100KK
A2 ¤ 13B3C200KK	1,5	2,45	200	75	300	1,5	658	480	2,60	1,5	A2 Z 13B3C200KK
A2 ¤ 13B3C300KK	1,5	2,86	300	75	300	1,5	745	580	3,03	1,5	A2 Z 13B3C300KK
A2 ¤ 13B3C400KK	1,5	3,62	400	75	300	1,5	831	680	3,84	1,5	A2 Z 13B3C400KK
A2 ¤ 13B3C500KK	1,5	4,12	500	75	300	1,5	918	780	4,37	1,5	A2 Z 13B3C500KK
A2 ¤ 13B3C600KK	1,5	4,62	600	75	300	1,5	1004	880	4,89	1,5	A2 Z 13B3C600KK
A2 ¤ 13B3C700MM	2,0	7,23	700	75	300	2,0	1091	980	7,56	2,0	A2 Z 13B3C700MM
A2 ¤ 13B3C800MM	2,0	9,03	800	75	300	2,0	1178	1080	9,44	2,0	A2 Z 13B3C800MM
A2 ¤ 13B3C900MM	2,0	9,89	900	75	300	2,0	1264	1180	10,33	2,0	A2 Z 13B3C900MM
A2 ¤ 13B3D100KK	1,5	2,44	100	100	300	1,5	571	380	2,58	1,5	A2 Z 13B3D100KK
A2 ¤ 13B3D200KK	1,5	2,87	200	100	300	1,5	658	480	3,05	1,5	A2 Z 13B3D200KK
A2 ¤ 13B3D300KK	1,5	3,31	300	100	300	1,5	745	580	3,51	1,5	A2 Z 13B3D300KK
A2 ¤ 13B3D400KK	1,5	4,11	400	100	300	1,5	831	680	4,36	1,5	A2 Z 13B3D400KK
A2 ¤ 13B3D500KK	1,5	4,64	500	100	300	1,5	918	780	4,92	1,5	A2 Z 13B3D500KK
A2 ¤ 13B3D600KK	1,5	5,16	600	100	300	1,5	1004	880	5,47	1,5	A2 Z 13B3D600KK
A2 ¤ 13B3D700MM	2,0	8,00	700	100	300	2,0	1091	980	8,37	2,0	A2 Z 13B3D700MM
A2 ¤ 13B3D800MM	2,0	9,84	800	100	300	2,0	1178	1080	10,29	2,0	A2 Z 13B3D800MM
A2 ¤ 13B3D900MM	2,0	10,74	900	100	300	2,0	1264	1180	11,23	2,0	A2 Z 13B3D900MM
A2 ¤ 13B3J100KK	1,5	2,63	100	113	300	1,5	571	380	2,79	1,5	A2 Z 13B3J100KK
A2 ¤ 13B3J200KK	1,5	3,09	200	113	300	1,5	658	480	3,27	1,5	A2 Z 13B3J200KK
A2 ¤ 13B3J300KK	1,5	3,54	300	113	300	1,5	745	580	3,75	1,5	A2 Z 13B3J300KK
A2 ¤ 13B3J400KK	1,5	4,35	400	113	300	1,5	831	680	4,61	1,5	A2 Z 13B3J400KK
A2 ¤ 13B3J500KK	1,5	4,89	500	113	300	1,5	918	780	5,19	1,5	A2 Z 13B3J500KK
A2 ¤ 13B3J600KK	1,5	5,44	600	113	300	1,5	1004	880	5,76	1,5	A2 Z 13B3J600KK
A2 ¤ 13B3J700MM	2,0	8,39	700	113	300	2,0	1091	980	8,77	2,0	A2 Z 13B3J700MM
A2 ¤ 13B3J800MM	2,0	10,25	800	113	300	2,0	1178	1080	10,71	2,0	A2 Z 13B3J800MM
A2 ¤ 13B3J900MM	2,0	11,17	900	113	300	2,0	1264	1180	11,67	2,0	A2 Z 13B3J900MM

¤ Scegli il materiale/ *Choose the material*

BULLONATA R 300
BOLTED

CZ 2

COPERCHIO *Cover*

13 S I Y Z

13N Versione normale *Normal version*

13Q Versione autobloccante *Self-locking version*

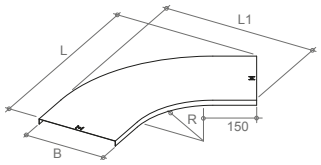

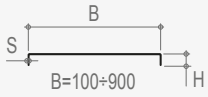

S I Y Codice/ Code	S mm	kg/pz	B mm	H mm	R mm	L mm	L1 mm	kg/pz	S mm	Z Codice/ Code
A2 ¤ 13N3R100F	1,0	1,11	100	15	300	571	380	1,21	1,0	A2 Z 13N3R100F
A2 ¤ 13N3R200F	1,0	1,70	200	15	300	658	480	1,85	1,0	A2 Z 13N3R200F
A2 ¤ 13N3R300F	1,0	2,34	300	15	300	745	580	2,55	1,0	A2 Z 13N3R300F
A2 ¤ 13N3R400F	1,0	3,04	400	15	300	831	680	3,31	1,0	A2 Z 13N3R400F
A2 ¤ 13N3R500F	1,0	3,80	500	15	300	918	780	4,14	1,0	A2 Z 13N3R500F
A2 ¤ 13N3R600F	1,0	4,62	600	15	300	1004	880	5,03	1,0	A2 Z 13N3R600F
A2 ¤ 13N3R700K	1,5	8,23	700	15	300	1091	980	8,73	1,5	A2 Z 13N3R700K
A2 ¤ 13N3R800K	1,5	9,63	800	15	300	1178	1080	10,21	1,5	A2 Z 13N3R800K
A2 ¤ 13N3R900K	1,5	11,12	900	15	300	1264	1180	11,79	1,5	A2 Z 13N3R900K

¤ Scegli il materiale/ *Choose the material*

STANDARD					
S	Zincato Sendzimir *Pre-galvanized Sendzimir*	I	Acciaio Inox AISI 304 *AISI 304 Stainless steel*	Y	Acciaio Inox AISI 316L *AISI 316L Stainless steel*
Z	Zincato a caldo dopo lavorazione *Hot-dip galvanized after manufacture*	J	AISI 304 Decontaminato *AISI 304 Decontamined*	N	AISI 316L Decontaminato *AISI 316L Decontamined*

VARIANT		
V	Sendzimir con Verniciatura RAL 5012 *Sendzimir with RAL 5012 Painted*	
W	Zinc. a c. con Verniciatura RAL 5012 *Hot-dip galv. with RAL 5012 Painted*	

CURVA PIANA A 45° BULLONATA R=300 *Bolted 45° horizontal bend*

11B S I Y Z

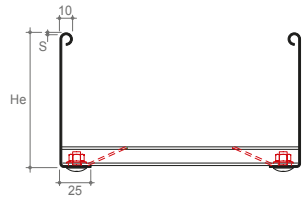

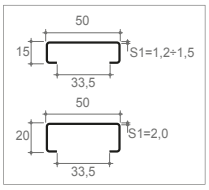

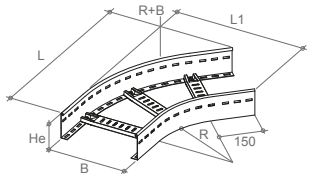

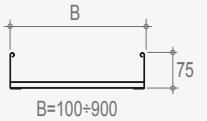

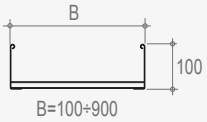

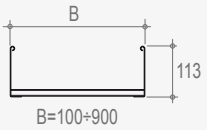

S I Y Codice/ Code	S mm	⚖ kg/pz	B mm	He mm	R mm	S1 mm	L mm	L1 mm	⚖ kg/pz	S mm	Z Codice/ Code
A2 ¤ 11B3C100KK	1,5	1,71	100	75	300	1,5	539	294	1,81	1,5	A2 Z 11B3C100KK
A2 ¤ 11B3C200KK	1,5	2,17	200	75	300	1,5	610	394	2,30	1,5	A2 Z 11B3C200KK
A2 ¤ 11B3C300KK	1,5	2,54	300	75	300	1,5	680	494	2,70	1,5	A2 Z 11B3C300KK
A2 ¤ 11B3C400KK	1,5	2,92	400	75	300	1,5	751	594	3,09	1,5	A2 Z 11B3C400KK
A2 ¤ 11B3C500KK	1,5	3,29	500	75	300	1,5	822	694	3,49	1,5	A2 Z 11B3C500KK
A2 ¤ 11B3C600KK	1,5	3,66	600	75	300	1,5	892	794	3,88	1,5	A2 Z 11B3C600KK
A2 ¤ 11B3C700MM	2,0	6,63	700	75	300	2,0	963	894	6,93	2,0	A2 Z 11B3C700MM
A2 ¤ 11B3C800MM	2,0	7,31	800	75	300	2,0	1034	994	7,64	2,0	A2 Z 11B3C800MM
A2 ¤ 11B3C900MM	2,0	7,98	900	75	300	2,0	1105	1094	8,34	2,0	A2 Z 11B3C900MM
A2 ¤ 11B3D100KK	1,5	2,05	100	100	300	1,5	539	294	2,17	1,5	A2 Z 11B3D100KK
A2 ¤ 11B3D200KK	1,5	2,53	200	100	300	1,5	610	394	2,69	1,5	A2 Z 11B3D200KK
A2 ¤ 11B3D300KK	1,5	2,93	300	100	300	1,5	680	494	3,11	1,5	A2 Z 11B3D300KK
A2 ¤ 11B3D400KK	1,5	3,32	400	100	300	1,5	751	594	3,52	1,5	A2 Z 11B3D400KK
A2 ¤ 11B3D500KK	1,5	3,72	500	100	300	1,5	822	694	3,94	1,5	A2 Z 11B3D500KK
A2 ¤ 11B3D600KK	1,5	4,12	600	100	300	1,5	892	794	4,36	1,5	A2 Z 11B3D600KK
A2 ¤ 11B3D700MM	2,0	7,27	700	100	300	2,0	963	894	7,60	2,0	A2 Z 11B3D700MM
A2 ¤ 11B3D800MM	2,0	7,98	800	100	300	2,0	1034	994	8,34	2,0	A2 Z 11B3D800MM
A2 ¤ 11B3D900MM	2,0	8,68	900	100	300	2,0	1105	1094	9,07	2,0	A2 Z 11B3D900MM
A2 ¤ 11B3J100KK	1,5	2,22	100	113	300	1,5	539	294	2,35	1,5	A2 Z 11B3J100KK
A2 ¤ 11B3J200KK	1,5	2,71	200	113	300	1,5	610	394	2,88	1,5	A2 Z 11B3J200KK
A2 ¤ 11B3J300KK	1,5	3,12	300	113	300	1,5	680	494	3,31	1,5	A2 Z 11B3J300KK
A2 ¤ 11B3J400KK	1,5	3,53	400	113	300	1,5	751	594	3,74	1,5	A2 Z 11B3J400KK
A2 ¤ 11B3J500KK	1,5	3,94	500	113	300	1,5	822	694	4,17	1,5	A2 Z 11B3J500KK
A2 ¤ 11B3J600KK	1,5	4,34	600	113	300	1,5	892	794	4,60	1,5	A2 Z 11B3J600KK
A2 ¤ 11B3J700MM	2,0	7,59	700	113	300	2,0	963	894	7,93	2,0	A2 Z 11B3J700MM
A2 ¤ 11B3J800MM	2,0	8,31	800	113	300	2,0	1034	994	8,68	2,0	A2 Z 11B3J800MM
A2 ¤ 11B3J900MM	2,0	9,03	900	113	300	2,0	1105	1094	9,44	2,0	A2 Z 11B3J900MM

¤ Scegli il materiale/ *Choose the material*

BULLONATA BOLTED R 300

CZ 2

COPERCHIO *Cover*

11 S I Y Z

13N Versione normale *Normal version*

13Q Versione autobloccante *Self-locking version*

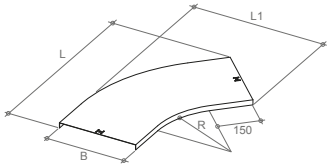



S I Y Codice/ Code	S mm	⚖ kg/pz	B mm	H mm	R mm		L mm	L1 mm	⚖ kg/pz	S mm	Z Codice/ Code
A2 ¤ 11N3R100F	1,0	0,92	100	15	300		539	294	1,00	1,0	A2 Z 11N3R100F
A2 ¤ 11N3R200F	1,0	1,43	200	15	300		610	394	1,56	1,0	A2 Z 11N3R200F
A2 ¤ 11N3R300F	1,0	2,00	300	15	300		680	494	2,18	1,0	A2 Z 11N3R300F
A2 ¤ 11N3R400F	1,0	2,61	400	15	300		751	594	2,85	1,0	A2 Z 11N3R400F
A2 ¤ 11N3R500F	1,0	3,28	500	15	300		822	694	3,57	1,0	A2 Z 11N3R500F
A2 ¤ 11N3R600F	1,0	3,99	600	15	300		892	794	4,35	1,0	A2 Z 11N3R600F
A2 ¤ 11N3R700K	1,5	7,13	700	15	300		963	894	7,56	1,5	A2 Z 11N3R700K
A2 ¤ 11N3R800K	1,5	8,36	800	15	300		1034	994	8,87	1,5	A2 Z 11N3R800K
A2 ¤ 11N3R900K	1,5	9,67	900	15	300		1105	1094	10,25	1,5	A2 Z 11N3R900K

¤ Scegli il materiale/ *Choose the material*

STANDARD						
	S	Zincato Sendzimir *Pre-galvanized Sendzimir*	I	Acciaio Inox AISI 304 *AISI 304 Stainless steel*	Y	Acciaio Inox AISI 316L *AISI 316L Stainless steel*
	Z	Zincato a caldo dopo lavorazione *Hot-dip galvanized after manufacture*	J	AISI 304 Decontaminato *AISI 304 Decontamined*	N	AISI 316L Decontaminato *AISI 316L Decontamined*

VARIANT		
	V	Sendzimir con Verniciatura RAL 5012 *Sendzimir with RAL 5012 Painted*
	W	Zinc. a c. con Verniciatura RAL 5012 *Hot-dip galv. with RAL 5012 Painted*

CURVA PIANA A 30° BULLONATA R=300 *Bolted 30° horizontal bend*

12B S I Y Z

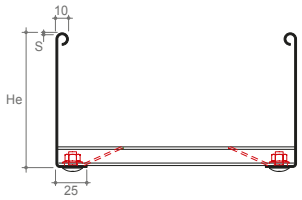

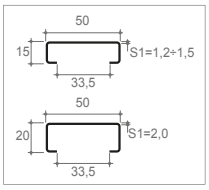

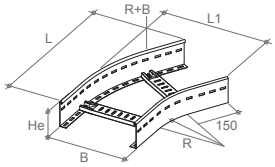

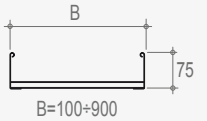

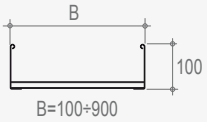

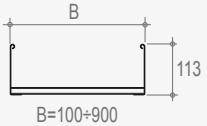

S I Y Codice/ Code	S mm	kg/pz	B mm	He mm	R mm	S1 mm	L mm	L1 mm	kg/pz	S mm	Z Codice/ Code
A2 ¤ 12B3C100KK	1,5	1,46	100	75	300	1,5	480	215	1,55	1,5	A2 Z 12B3C100KK
A2 ¤ 12B3C200KK	1,5	1,71	200	75	300	1,5	530	315	1,82	1,5	A2 Z 12B3C200KK
A2 ¤ 12B3C300KK	1,5	1,96	300	75	300	1,5	580	415	2,08	1,5	A2 Z 12B3C300KK
A2 ¤ 12B3C400KK	1,5	2,57	400	75	300	1,5	630	515	2,72	1,5	A2 Z 12B3C400KK
A2 ¤ 12B3C500KK	1,5	2,91	500	75	300	1,5	680	615	3,08	1,5	A2 Z 12B3C500KK
A2 ¤ 12B3C600KK	1,5	3,24	600	75	300	1,5	730	715	3,44	1,5	A2 Z 12B3C600KK
A2 ¤ 12B3C700MM	2,0	5,09	700	75	300	2,0	780	815	5,32	2,0	A2 Z 12B3C700MM
A2 ¤ 12B3C800MM	2,0	5,58	800	75	300	2,0	830	915	5,84	2,0	A2 Z 12B3C800MM
A2 ¤ 12B3C900MM	2,0	6,08	900	75	300	2,0	880	1015	6,35	2,0	A2 Z 12B3C900MM
A2 ¤ 12B3D100KK	1,5	1,75	100	100	300	1,5	480	215	1,85	1,5	A2 Z 12B3D100KK
A2 ¤ 12B3D200KK	1,5	2,01	200	100	300	1,5	530	315	2,13	1,5	A2 Z 12B3D200KK
A2 ¤ 12B3D300KK	1,5	2,28	300	100	300	1,5	580	415	2,41	1,5	A2 Z 12B3D300KK
A2 ¤ 12B3D400KK	1,5	2,90	400	100	300	1,5	630	515	3,07	1,5	A2 Z 12B3D400KK
A2 ¤ 12B3D500KK	1,5	3,25	500	100	300	1,5	680	615	3,45	1,5	A2 Z 12B3D500KK
A2 ¤ 12B3D600KK	1,5	3,61	600	100	300	1,5	730	715	3,82	1,5	A2 Z 12B3D600KK
A2 ¤ 12B3D700MM	2,0	5,59	700	100	300	2,0	780	815	5,84	2,0	A2 Z 12B3D700MM
A2 ¤ 12B3D800MM	2,0	6,11	800	100	300	2,0	830	915	6,38	2,0	A2 Z 12B3D800MM
A2 ¤ 12B3D900MM	2,0	6,62	900	100	300	2,0	880	1015	6,92	2,0	A2 Z 12B3D900MM
A2 ¤ 12B3J100KK	1,5	1,89	100	113	300	1,5	480	215	2,01	1,5	A2 Z 12B3J100KK
A2 ¤ 12B3J200KK	1,5	2,16	200	113	300	1,5	530	315	2,29	1,5	A2 Z 12B3J200KK
A2 ¤ 12B3J300KK	1,5	2,43	300	113	300	1,5	580	415	2,58	1,5	A2 Z 12B3J300KK
A2 ¤ 12B3J400KK	1,5	3,07	400	113	300	1,5	630	515	3,25	1,5	A2 Z 12B3J400KK
A2 ¤ 12B3J500KK	1,5	3,43	500	113	300	1,5	680	615	3,63	1,5	A2 Z 12B3J500KK
A2 ¤ 12B3J600KK	1,5	3,79	600	113	300	1,5	730	715	4,01	1,5	A2 Z 12B3J600KK
A2 ¤ 12B3J700MM	2,0	5,84	700	113	300	2,0	780	815	6,11	2,0	A2 Z 12B3J700MM
A2 ¤ 12B3J800MM	2,0	6,37	800	113	300	2,0	830	915	6,66	2,0	A2 Z 12B3J800MM
A2 ¤ 12B3J900MM	2,0	6,89	900	113	300	2,0	880	1015	7,21	2,0	A2 Z 12B3J900MM

¤ Scegli il materiale/ *Choose the material*

BULLONATA R 300
BOLTED

CZ 2

COPERCHIO *Cover*

12 S I Y Z

12N Versione normale *Normal version*

12Q Versione autobloccante *Self-locking version*

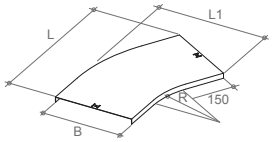



S I Y Codice/ Code	S mm	kg/pz	B mm	H mm	R mm	L mm	L1 mm	kg/pz	S mm	Z Codice/ Code
A2 ¤ 12N3R100F	1,0	0,73	100	15	300	480	215	0,80	1,0	A2 Z 12N3R100F
A2 ¤ 12N3R200F	1,0	1,16	200	15	300	530	315	1,26	1,0	A2 Z 12N3R200F
A2 ¤ 12N3R300F	1,0	1,62	300	15	300	580	415	1,77	1,0	A2 Z 12N3R300F
A2 ¤ 12N3R400F	1,0	2,12	400	15	300	630	515	2,32	1,0	A2 Z 12N3R400F
A2 ¤ 12N3R500F	1,0	2,67	500	15	300	680	615	2,91	1,0	A2 Z 12N3R500F
A2 ¤ 12N3R600F	1,0	3,24	600	15	300	730	715	3,54	1,0	A2 Z 12N3R600F
A2 ¤ 12N3R700K	1,5	5,79	700	15	300	780	815	6,14	1,5	A2 Z 12N3R700K
A2 ¤ 12N3R800K	1,5	6,77	800	15	300	830	915	7,18	1,5	A2 Z 12N3R800K
A2 ¤ 12N3R900K	1,5	7,81	900	15	300	880	1015	8,28	1,5	A2 Z 12N3R900K

¤ Scegli il materiale/ *Choose the material*

STANDARD					
S	Zincato Sendzimir *Pre-galvanized Sendzimir*	I	Acciaio Inox AISI 304 *AISI 304 Stainless steel*	Y	Acciaio Inox AISI 316L *AISI 316L Stainless steel*
Z	Zincato a caldo dopo lavorazione *Hot-dip galvanized after manufacture*	J	AISI 304 Decontaminato *AISI 304 Decontamined*	N	AISI 316L Decontaminato *AISI 316L Decontamined*

VARIANT		
V	Sendzimir con Verniciatura RAL 5012 *Sendzimir with RAL 5012 Painted*	
W	Zinc. a c. con Verniciatura RAL 5012 *Hot-dip galv. with RAL 5012 Painted*	

DERIVAZIONE PIANA A "T" BULLONATA R=300 *Bolted "T" derivation*

15B S I Y Z

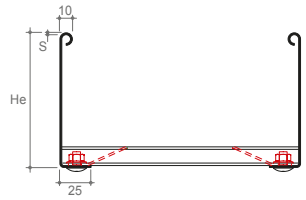

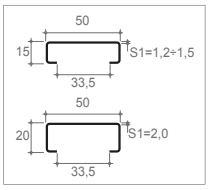

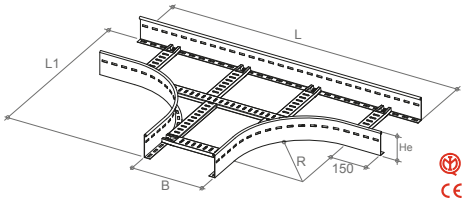

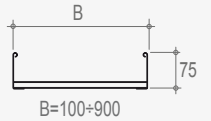

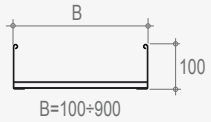

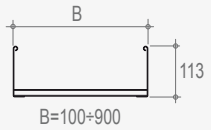

S I Y	Codice/ Code	S mm	kg/pz	B mm	He mm	R mm	S1 mm	L mm	L1 mm	kg/pz	S mm	Z	Codice/ Code
A2 ¤	15B3C100KK	1,5	4,55	100	75	300	1,5	1000	550	4,83	1,5	A2 Z	15B3C100KK
A2 ¤	15B3C200KK	1,5	5,31	200	75	300	1,5	1100	650	5,63	1,5	A2 Z	15B3C200KK
A2 ¤	15B3C300KK	1,5	6,88	300	75	300	1,5	1200	750	7,30	1,5	A2 Z	15B3C300KK
A2 ¤	15B3C400KK	1,5	7,73	400	75	300	1,5	1300	850	8,20	1,5	A2 Z	15B3C400KK
A2 ¤	15B3C500KK	1,5	8,58	500	75	300	1,5	1400	950	9,09	1,5	A2 Z	15B3C500KK
A2 ¤	15B3C600KK	1,5	9,96	600	75	300	1,5	1500	1050	10,56	1,5	A2 Z	15B3C600KK
A2 ¤	15B3C700MM	2,0	15,65	700	75	300	2,0	1600	1150	16,36	2,0	A2 Z	15B3C700MM
A2 ¤	15B3C800MM	2,0	17,04	800	75	300	2,0	1700	1250	17,81	2,0	A2 Z	15B3C800MM
A2 ¤	15B3C900MM	2,0	19,63	900	75	300	2,0	1800	1350	20,52	2,0	A2 Z	15B3C900MM
A2 ¤	15B3D100KK	1,5	5,30	100	100	300	1,5	1000	550	5,62	1,5	A2 Z	15B3D100KK
A2 ¤	15B3D200KK	1,5	6,09	200	100	300	1,5	1100	650	6,46	1,5	A2 Z	15B3D200KK
A2 ¤	15B3D300KK	1,5	7,69	300	100	300	1,5	1200	750	8,15	1,5	A2 Z	15B3D300KK
A2 ¤	15B3D400KK	1,5	8,57	400	100	300	1,5	1300	850	9,08	1,5	A2 Z	15B3D400KK
A2 ¤	15B3D500KK	1,5	9,44	500	100	300	1,5	1400	950	10,01	1,5	A2 Z	15B3D500KK
A2 ¤	15B3D600KK	1,5	10,86	600	100	300	1,5	1500	1050	11,52	1,5	A2 Z	15B3D600KK
A2 ¤	15B3D700MM	2,0	16,89	700	100	300	2,0	1600	1150	17,65	2,0	A2 Z	15B3D700MM
A2 ¤	15B3D800MM	2,0	18,31	800	100	300	2,0	1700	1250	19,14	2,0	A2 Z	15B3D800MM
A2 ¤	15B3D900MM	2,0	20,95	900	100	300	2,0	1800	1350	21,89	2,0	A2 Z	15B3D900MM
A2 ¤	15B3J100KK	1,5	5,68	100	113	300	1,5	1000	550	6,02	1,5	A2 Z	15B3J100KK
A2 ¤	15B3J200KK	1,5	6,48	200	113	300	1,5	1100	650	6,87	1,5	A2 Z	15B3J200KK
A2 ¤	15B3J300KK	1,5	8,09	300	113	300	1,5	1200	750	8,58	1,5	A2 Z	15B3J300KK
A2 ¤	15B3J400KK	1,5	8,99	400	113	300	1,5	1300	850	9,53	1,5	A2 Z	15B3J400KK
A2 ¤	15B3J500KK	1,5	9,88	500	113	300	1,5	1400	950	10,47	1,5	A2 Z	15B3J500KK
A2 ¤	15B3J600KK	1,5	11,31	600	113	300	1,5	1500	1050	11,99	1,5	A2 Z	15B3J600KK
A2 ¤	15B3J700MM	2,0	17,51	700	113	300	2,0	1600	1150	18,30	2,0	A2 Z	15B3J700MM
A2 ¤	15B3J800MM	2,0	18,95	800	113	300	2,0	1700	1250	19,81	2,0	A2 Z	15B3J800MM
A2 ¤	15B3J900MM	2,0	21,60	900	113	300	2,0	1800	1350	22,58	2,0	A2 Z	15B3J900MM

¤ Scegli il materiale/ *Choose the material*

BULLONATA BOLTED R 300

CZ 2

COPERCHIO *Cover*

15 S I Y Z

15N Versione normale
Normal version

15Q Versione autobloccante
Self-locking version

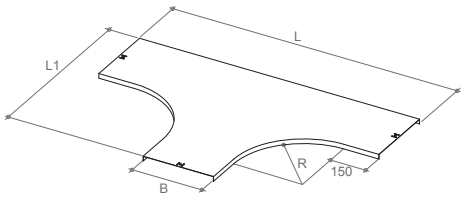

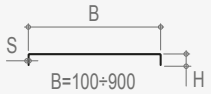

S I Y	Codice/ Code	S mm	kg/pz	B mm	H mm	R mm		L mm	L1 mm	kg/pz	S mm	Z	Codice/ Code
A2 ¤	15N3R100F	1,0	1,98	100	15	300		1000	550	2,16	1,0	A2 Z	15N3R100F
A2 ¤	15N3R200F	1,0	3,30	200	15	300		1100	650	3,59	1,0	A2 Z	15N3R200F
A2 ¤	15N3R300F	1,0	4,77	300	15	300		1200	750	5,20	1,0	A2 Z	15N3R300F
A2 ¤	15N3R400F	1,0	6,40	400	15	300		1300	850	6,98	1,0	A2 Z	15N3R400F
A2 ¤	15N3R500F	1,0	8,18	500	15	300		1400	950	8,92	1,0	A2 Z	15N3R500F
A2 ¤	15N3R600F	1,0	10,13	600	15	300		1500	1050	11,04	1,0	A2 Z	15N3R600F
A2 ¤	15N3R700K	1,5	18,31	700	15	300		1600	1150	19,42	1,5	A2 Z	15N3R700K
A2 ¤	15N3R800K	1,5	21,69	800	15	300		1700	1250	23,00	1,5	A2 Z	15N3R800K
A2 ¤	15N3R900K	1,5	25,31	900	15	300		1800	1350	26,84	1,5	A2 Z	15N3R900K

¤ Scegli il materiale/ *Choose the material*

STANDARD					
S	Zincato Sendzimir *Pre-galvanized Sendzimir*	I	Acciaio Inox AISI 304 *AISI 304 Stainless steel*	Y	Acciaio Inox AISI 316L *AISI 316L Stainless steel*
Z	Zincato a caldo dopo lavorazione *Hot-dip galvanized after manufacture*	J	AISI 304 Decontaminato *AISI 304 Decontamined*	N	AISI 316L Decontaminato *AISI 316L Decontamined*

VARIANT		
V	Sendzimir con Verniciatura RAL 5012 *Sendzimir with RAL 5012 Painted*	
W	Zinc. a c. con Verniciatura RAL 5012 *Hot-dip galv. with RAL 5012 Painted*	

DERIVAZIONE PIANA A "T" A VIE DISUGUALI BULLONATA R=300 *Bolted unequal "T" derivation*

16B S I Y Z



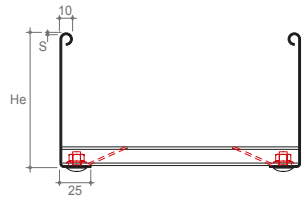

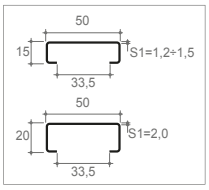

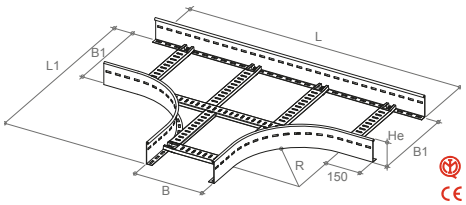

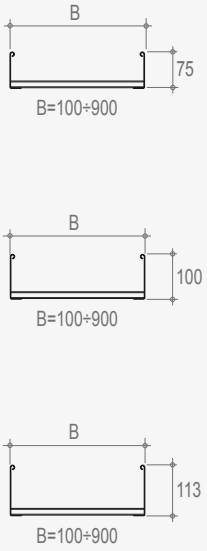

S I Y	Codice/ Code	S mm	⚖ kg/pz	B / B1 mm	He mm	R mm	S1 mm	L mm	L1 mm	⚖ kg/pz	S mm	Z	Codice/ Code
A2 ¤	16B3C100KK22	1,5	4,91	100/200	75	300	1,5	1000	650	5,21	1,5	A2 Z	16B3C100KK22
A2 ¤	16B3C200KK33	1,5	6,21	200/300	75	300	1,5	1100	750	6,59	1,5	A2 Z	16B3C200KK33
A2 ¤	16B3C300KK44	1,5	7,33	300/400	75	300	1,5	1200	850	7,77	1,5	A2 Z	16B3C300KK44
A2 ¤	16B3C400KK55	1,5	8,18	400/500	75	300	1,5	1300	950	8,67	1,5	A2 Z	16B3C400KK55
A2 ¤	16B3C500KK66	1,5	9,03	500/600	75	300	1,5	1400	1050	9,57	1,5	A2 Z	16B3C500KK66
A2 ¤	16B3C600MM77	2,0	15,07	600/700	75	300	2,0	1500	1150	15,76	2,0	A2 Z	16B3C600MM77
A2 ¤	16B3C700MM88	2,0	16,46	700/800	75	300	2,0	1600	1250	17,20	2,0	A2 Z	16B3C700MM88
A2 ¤	16B3C800MM99	2,0	17,85	800/900	75	300	2,0	1700	1350	18,65	2,0	A2 Z	16B3C800MM99
A2 ¤	16B3D100KK22	1,5	5,66	100/200	100	300	1,5	1000	650	6,00	1,5	A2 Z	16B3D100KK22
A2 ¤	16B3D200KK33	1,5	6,99	200/300	100	300	1,5	1100	750	7,41	1,5	A2 Z	16B3D200KK33
A2 ¤	16B3D300KK44	1,5	8,14	300/400	100	300	1,5	1200	850	8,63	1,5	A2 Z	16B3D300KK44
A2 ¤	16B3D400KK55	1,5	9,01	400/500	100	300	1,5	1300	950	9,56	1,5	A2 Z	16B3D400KK55
A2 ¤	16B3D500KK66	1,5	9,89	500/600	100	300	1,5	1400	1050	10,49	1,5	A2 Z	16B3D500KK66
A2 ¤	16B3D600MM77	2,0	16,27	600/700	100	300	2,0	1500	1150	17,01	2,0	A2 Z	16B3D600MM77
A2 ¤	16B3D700MM88	2,0	17,69	700/800	100	300	2,0	1600	1250	18,49	2,0	A2 Z	16B3D700MM88
A2 ¤	16B3D800MM99	2,0	19,12	800/900	100	300	2,0	1700	1350	19,98	2,0	A2 Z	16B3D800MM99
A2 ¤	16B3J100KK22	1,5	6,03	100/200	113	300	1,5	1000	650	6,40	1,5	A2 Z	16B3J100KK22
A2 ¤	16B3J200KK33	1,5	7,38	200/300	113	300	1,5	1100	750	7,83	1,5	A2 Z	16B3J200KK33
A2 ¤	16B3J300KK44	1,5	8,54	300/400	113	300	1,5	1200	850	9,06	1,5	A2 Z	16B3J300KK44
A2 ¤	16B3J400KK55	1,5	9,43	400/500	113	300	1,5	1300	950	10,00	1,5	A2 Z	16B3J400KK55
A2 ¤	16B3J500KK66	1,5	10,33	500/600	113	300	1,5	1400	1050	10,95	1,5	A2 Z	16B3J500KK66
A2 ¤	16B3J600MM77	2,0	16,87	600/700	113	300	2,0	1500	1150	17,63	2,0	A2 Z	16B3J600MM77
A2 ¤	16B3J700MM88	2,0	18,31	700/800	113	300	2,0	1600	1250	19,14	2,0	A2 Z	16B3J700MM88
A2 ¤	16B3J800MM99	2,0	19,76	800/900	113	300	2,0	1700	1350	20,65	2,0	A2 Z	16B3J800MM99

¤ Scegli il materiale/ *Choose the material*

BULLONATA R 300
BOLTED

CZ 2

COPERCHIO *Cover*

16 S I Y Z

16N Versione normale
Normal version

16Q Versione autobloccante
Self-locking version

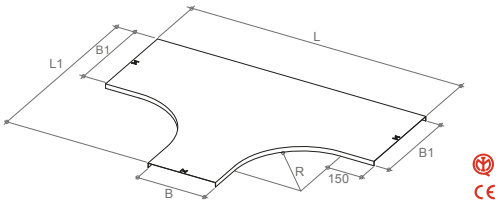

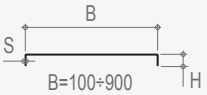

S I Y	Codice/ Code	S mm	⚖ kg/pz	B / B1 mm	H mm	R mm		L mm	L1 mm	⚖ kg/pz	S mm	Z	Codice/ Code
A2 ¤	16N3R100F22	1,0	2,77	100/200	15	300		1000	650	3,02	1,0	A2 Z	16N3R100F22
A2 ¤	16N3R200F33	1,0	4,16	200/300	15	300		1100	750	4,54	1,0	A2 Z	16N3R200F33
A2 ¤	16N3R300F44	1,0	5,71	300/400	15	300		1200	850	6,23	1,0	A2 Z	16N3R300F44
A2 ¤	16N3R400F55	1,0	7,42	400/500	15	300		1300	950	8,09	1,0	A2 Z	16N3R400F55
A2 ¤	16N3R500F66	1,0	9,28	500/600	15	300		1400	1050	10,12	1,0	A2 Z	16N3R500F66
A2 ¤	16N3R600K77	1,0	16,93	600/700	15	300		1500	1150	17,95	1,0	A2 Z	16N3R600K77
A2 ¤	16N3R700K88	1,5	20,20	700/800	15	300		1600	1250	21,41	1,5	A2 Z	16N3R700K88
A2 ¤	16N3R800K99	1,5	23,70	800/900	15	300		1700	1350	25,13	1,5	A2 Z	16N3R800K99

¤ Scegli il materiale/ *Choose the material*

STANDARD							
	S	Zincato Sendzimir *Pre-galvanized Sendzimir*	I	Acciaio Inox AISI 304 *AISI 304 Stainless steel*	Y	Acciaio Inox AISI 316L *AISI 316L Stainless steel*	
	Z	Zincato a caldo dopo lavorazione *Hot-dip galvanized after manufacture*	J	AISI 304 Decontaminato *AISI 304 Decontamined*	N	AISI 316L Decontaminato *AISI 316L Decontamined*	

VARIANT			
	V	Sendzimir con Verniciatura RAL 5012 *Sendzimir with RAL 5012 Painted*	
	W	Zinc. a c. con Verniciatura RAL 5012 *Hot-dip galv. with RAL 5012 Painted*	

DERIVAZIONE PIANA A "X" BULLONATA R=300 *Bolted "X" derivation*

17B S I Y Z

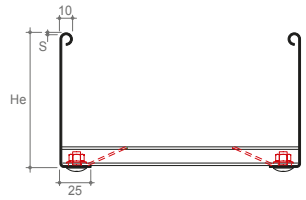

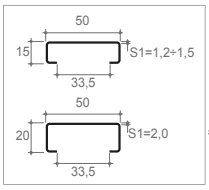

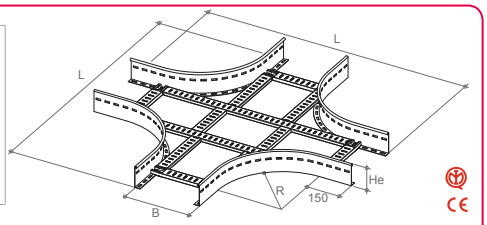

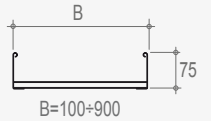

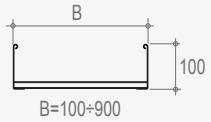

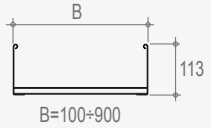

S I Y	Codice/ Code	S mm	A kg/pz	B mm	He mm	R mm	S1 mm	L mm	A kg/pz	S mm	Z	Codice/ Code
A2 ¤	17B3C100KK	1,5	6,08	100	75	300	1,5	1000	6,45	1,5	A2 Z	17B3C100KK
A2 ¤	17B3C200KK	1,5	6,98	200	75	300	1,5	1100	7,40	1,5	A2 Z	17B3C200KK
A2 ¤	17B3C300KK	1,5	9,23	300	75	300	1,5	1200	9,78	1,5	A2 Z	17B3C300KK
A2 ¤	17B3C400KK	1,5	10,21	400	75	300	1,5	1300	10,83	1,5	A2 Z	17B3C400KK
A2 ¤	17B3C500KK	1,5	11,19	500	75	300	1,5	1400	11,87	1,5	A2 Z	17B3C500KK
A2 ¤	17B3C600KK	1,5	12,72	600	75	300	1,5	1500	13,48	1,5	A2 Z	17B3C600KK
A2 ¤	17B3C700MM	2,0	20,00	700	75	300	2,0	1600	20,90	2,0	A2 Z	17B3C700MM
A2 ¤	17B3C800MM	2,0	21,61	800	75	300	2,0	1700	22,59	2,0	A2 Z	17B3C800MM
A2 ¤	17B3C900MM	2,0	24,43	900	75	300	2,0	1800	25,53	2,0	A2 Z	17B3C900MM
A2 ¤	17B3D100KK	1,5	6,99	100	100	300	1,5	1000	7,42	1,5	A2 Z	17B3D100KK
A2 ¤	17B3D200KK	1,5	7,89	200	100	300	1,5	1100	8,36	1,5	A2 Z	17B3D200KK
A2 ¤	17B3D300KK	1,5	10,14	300	100	300	1,5	1200	10,75	1,5	A2 Z	17B3D300KK
A2 ¤	17B3D400KK	1,5	11,12	400	100	300	1,5	1300	11,79	1,5	A2 Z	17B3D400KK
A2 ¤	17B3D500KK	1,5	12,10	500	100	300	1,5	1400	12,83	1,5	A2 Z	17B3D500KK
A2 ¤	17B3D600KK	1,5	13,63	600	100	300	1,5	1500	14,45	1,5	A2 Z	17B3D600KK
A2 ¤	17B3D700MM	2,0	21,21	700	100	300	2,0	1600	22,17	2,0	A2 Z	17B3D700MM
A2 ¤	17B3D800MM	2,0	22,82	800	100	300	2,0	1700	23,85	2,0	A2 Z	17B3D800MM
A2 ¤	17B3D900MM	2,0	25,64	900	100	300	2,0	1800	26,80	2,0	A2 Z	17B3D900MM
A2 ¤	17B3J100KK	1,5	7,45	100	113	300	1,5	1000	7,90	1,5	A2 Z	17B3J100KK
A2 ¤	17B3J200KK	1,5	8,34	200	113	300	1,5	1100	8,85	1,5	A2 Z	17B3J200KK
A2 ¤	17B3J300KK	1,5	10,59	300	113	300	1,5	1200	11,23	1,5	A2 Z	17B3J300KK
A2 ¤	17B3J400KK	1,5	11,58	400	113	300	1,5	1300	12,27	1,5	A2 Z	17B3J400KK
A2 ¤	17B3J500KK	1,5	12,56	500	113	300	1,5	1400	13,32	1,5	A2 Z	17B3J500KK
A2 ¤	17B3J600KK	1,5	14,08	600	113	300	1,5	1500	14,93	1,5	A2 Z	17B3J600KK
A2 ¤	17B3J700MM	2,0	21,82	700	113	300	2,0	1600	22,81	2,0	A2 Z	17B3J700MM
A2 ¤	17B3J800MM	2,0	23,43	800	113	300	2,0	1700	24,49	2,0	A2 Z	17B3J800MM
A2 ¤	17B3J900MM	2,0	26,25	900	113	300	2,0	1800	27,44	2,0	A2 Z	17B3J900MM

¤ Scegli il materiale/ *Choose the material*

BULLONATA
BOLTED
R 300

CZ 2

COPERCHIO *Cover*

17 S I Y Z

17N Versione normale
Normal version

17Q Versione autobloccante
Self-locking version

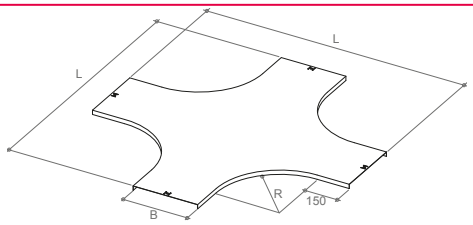

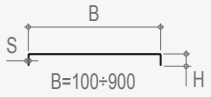

S I Y	Codice/ Code	S mm	A kg/pz	B mm	H mm	R mm	L mm	A kg/pz	S mm	Z	Codice/ Code
A2 ¤	17N3R100F	1,0	2,83	100	15	300	1000	3,09	1,0	A2 Z	17N3R100F
A2 ¤	17N3R200F	1,0	4,48	200	15	300	1100	4,89	1,0	A2 Z	17N3R200F
A2 ¤	17N3R300F	1,0	6,29	300	15	300	1200	6,86	1,0	A2 Z	17N3R300F
A2 ¤	17N3R400F	1,0	8,26	400	15	300	1300	9,00	1,0	A2 Z	17N3R400F
A2 ¤	17N3R500F	1,0	10,38	500	15	300	1400	11,32	1,0	A2 Z	17N3R500F
A2 ¤	17N3R600F	1,0	12,66	600	15	300	1500	13,80	1,0	A2 Z	17N3R600F
A2 ¤	17N3R700K	1,5	22,61	700	15	300	1600	23,97	1,5	A2 Z	17N3R700K
A2 ¤	17N3R800K	1,5	26,49	800	15	300	1700	28,09	1,5	A2 Z	17N3R800K
A2 ¤	17N3R900K	1,5	30,61	900	15	300	1800	32,46	1,5	A2 Z	17N3R900K

¤ Scegli il materiale/ *Choose the material*

STANDARD							
	S	Zincato Sendzimir *Pre-galvanized Sendzimir*	I	Acciaio Inox AISI 304 *AISI 304 Stainless steel*	Y	Acciaio Inox AISI 316L *AISI 316L Stainless steel*
	Z	Zincato a caldo dopo lavorazione *Hot-dip galvanized after manufacture*	J	AISI 304 Decontaminato *AISI 304 Decontamined*	N	AISI 316L Decontaminato *AISI 316L Decontamined*

VARIANT		
	V	Sendzimir con Verniciatura RAL 5012 *Sendzimir with RAL 5012 Painted*
	W	Zinc. a c. con Verniciatura RAL 5012 *Hot-dip galv. with RAL 5012 Painted*

ESEMPI DI MONTAGGIO *Installation examples*

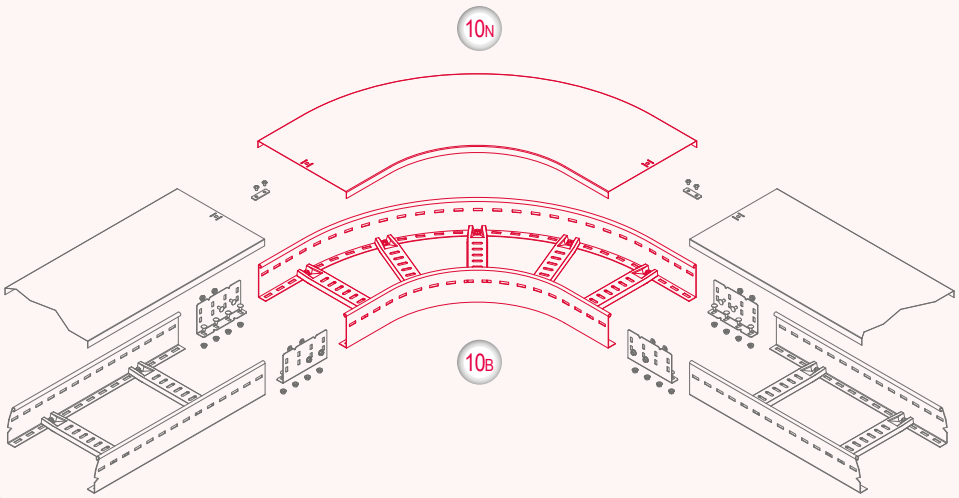

10B *Curva piana a 90° bullonata R=300 mm - Bolted 90° horizontal bend R=300 mm*

10N *Coperchio - Cover*

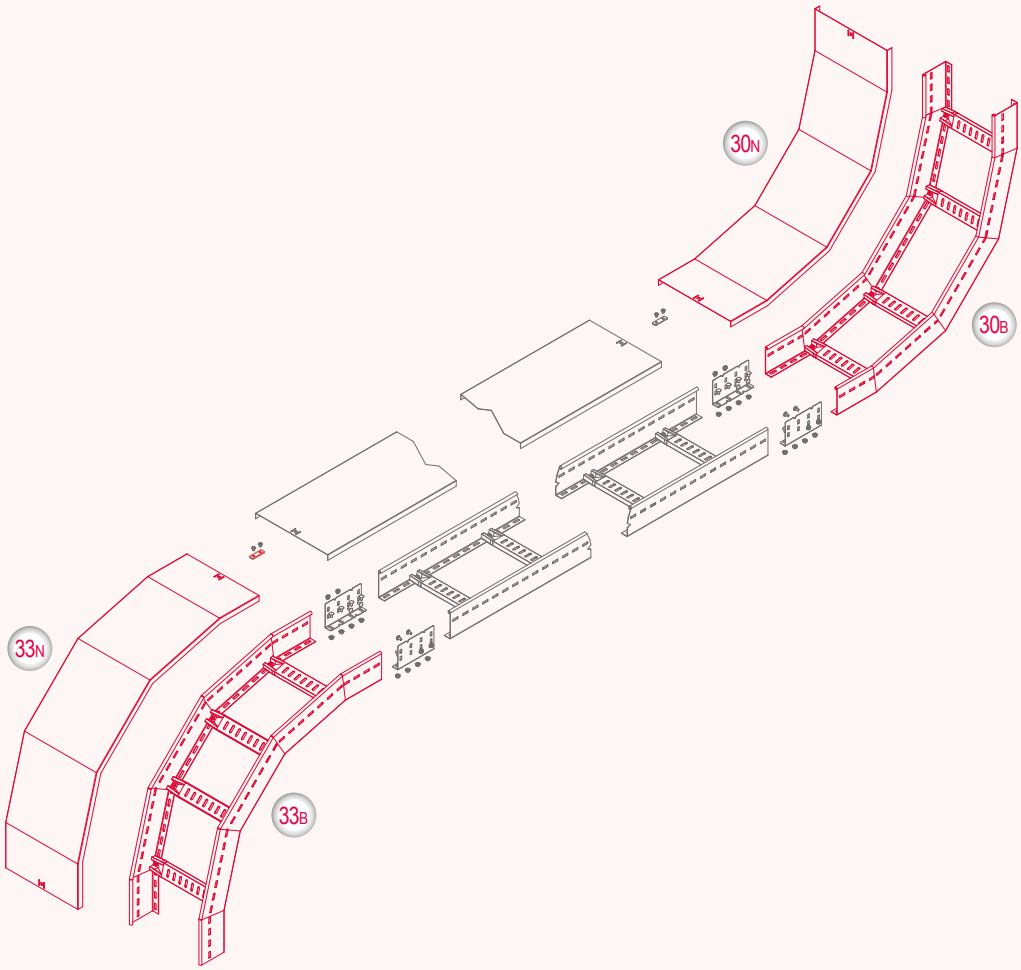

30B *Curva in salita a 90° bullonata R=300 mm - Bolted 90° vertical inside bend R=300 mm*

30N *Coperchio - Cover*

33B *Curva in discesa a 90° bullonata R=300 mm - Bolted 90° vertical outside bend R=300 mm*

33N *Coperchio - Cover*

CURVA IN SALITA A 90° BULLONATA R=300 *Bolted 90° vertical inside bend*

30B S I Y Z

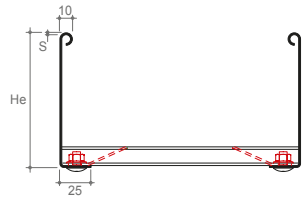

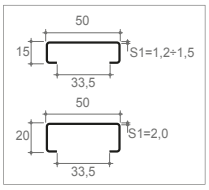

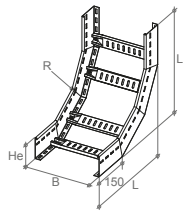

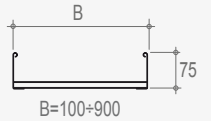

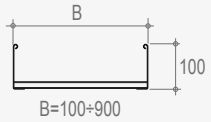

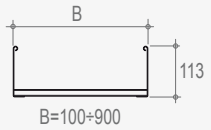

S I Y	Codice/ Code	S mm	kg/pz	B mm	He mm	R mm	S1 mm	L mm	kg/pz	S mm	Z	Codice/ Code
A2 ¤	30B3C100KK	1,5	2,28	100	75	300	1,5	525	2,41	1,5	A2 Z	30B3C100KK
A2 ¤	30B3C200KK	1,5	2,54	200	75	300	1,5	525	2,70	1,5	A2 Z	30B3C200KK
A2 ¤	30B3C300KK	1,5	2,81	300	75	300	1,5	525	2,98	1,5	A2 Z	30B3C300KK
A2 ¤	30B3C400KK	1,5	3,08	400	75	300	1,5	525	3,27	1,5	A2 Z	30B3C400KK
A2 ¤	30B3C500KK	1,5	3,35	500	75	300	1,5	525	3,55	1,5	A2 Z	30B3C500KK
A2 ¤	30B3C600KK	1,5	3,62	600	75	300	1,5	525	3,84	1,5	A2 Z	30B3C600KK
A2 ¤	30B3C700MM	2,0	5,49	700	75	300	2,0	525	5,74	2,0	A2 Z	30B3C700MM
A2 ¤	30B3C800MM	2,0	5,90	800	75	300	2,0	525	6,16	2,0	A2 Z	30B3C800MM
A2 ¤	30B3C900MM	2,0	6,30	900	75	300	2,0	525	6,58	2,0	A2 Z	30B3C900MM
A2 ¤	30B3D100KK	1,5	2,73	100	100	300	1,5	550	2,89	1,5	A2 Z	30B3D100KK
A2 ¤	30B3D200KK	1,5	2,99	200	100	300	1,5	550	3,17	1,5	A2 Z	30B3D200KK
A2 ¤	30B3D300KK	1,5	3,26	300	100	300	1,5	550	3,46	1,5	A2 Z	30B3D300KK
A2 ¤	30B3D400KK	1,5	3,53	400	100	300	1,5	550	3,74	1,5	A2 Z	30B3D400KK
A2 ¤	30B3D500KK	1,5	3,80	500	100	300	1,5	550	4,03	1,5	A2 Z	30B3D500KK
A2 ¤	30B3D600KK	1,5	4,07	600	100	300	1,5	550	4,31	1,5	A2 Z	30B3D600KK
A2 ¤	30B3D700MM	2,0	6,09	700	100	300	2,0	550	6,37	2,0	A2 Z	30B3D700MM
A2 ¤	30B3D800MM	2,0	6,50	800	100	300	2,0	550	6,79	2,0	A2 Z	30B3D800MM
A2 ¤	30B3D900MM	2,0	6,90	900	100	300	2,0	550	7,21	2,0	A2 Z	30B3D900MM
A2 ¤	30B3J100KK	1,5	2,95	100	113	300	1,5	563	3,13	1,5	A2 Z	30B3J100KK
A2 ¤	30B3J200KK	1,5	3,22	200	113	300	1,5	563	3,41	1,5	A2 Z	30B3J200KK
A2 ¤	30B3J300KK	1,5	3,49	300	113	300	1,5	563	3,70	1,5	A2 Z	30B3J300KK
A2 ¤	30B3J400KK	1,5	3,75	400	113	300	1,5	563	3,98	1,5	A2 Z	30B3J400KK
A2 ¤	30B3J500KK	1,5	4,02	500	113	300	1,5	563	4,26	1,5	A2 Z	30B3J500KK
A2 ¤	30B3J600KK	1,5	4,29	600	113	300	1,5	563	4,55	1,5	A2 Z	30B3J600KK
A2 ¤	30B3J700MM	2,0	6,39	700	113	300	2,0	563	6,68	2,0	A2 Z	30B3J700MM
A2 ¤	30B3J800MM	2,0	6,79	800	113	300	2,0	563	7,10	2,0	A2 Z	30B3J800MM
A2 ¤	30B3J900MM	2,0	7,20	900	113	300	2,0	563	7,52	2,0	A2 Z	30B3J900MM

¤ Scegli il materiale/ *Choose the material*

BULLONATA
BOLTED
R 300

CZ 2

COPERCHIO *Cover*

30 S I Y Z

30N Versione normale
Normal version

30Q Versione autobloccante
Self-locking version

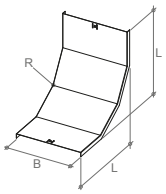

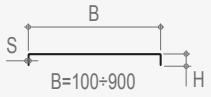

S I Y	Codice/ Code	S mm	kg/pz	B mm	H mm	R mm	L mm	kg/pz	S mm	Z	Codice/ Code
A2 ¤	30N3R100F	1,0	0,98	100	15	300	450	1,07	1,0	A2 Z	30N3R100F
A2 ¤	30N3R200F	1,0	1,58	200	15	300	450	1,73	1,0	A2 Z	30N3R200F
A2 ¤	30N3R300F	1,0	2,19	300	15	300	450	2,39	1,0	A2 Z	30N3R300F
A2 ¤	30N3R400F	1,0	2,80	400	15	300	450	3,05	1,0	A2 Z	30N3R400F
A2 ¤	30N3R500F	1,0	3,40	500	15	300	450	3,71	1,0	A2 Z	30N3R500F
A2 ¤	30N3R600F	1,0	4,01	600	15	300	450	4,37	1,0	A2 Z	30N3R600F
A2 ¤	30N3R700K	1,5	6,91	700	15	300	450	7,33	1,5	A2 Z	30N3R700K
A2 ¤	30N3R800K	1,5	7,82	800	15	300	450	8,29	1,5	A2 Z	30N3R800K
A2 ¤	30N3R900K	1,5	8,73	900	15	300	450	9,26	1,5	A2 Z	30N3R900K

¤ Scegli il materiale/ *Choose the material*

STANDARD							
	S	Zincato Sendzimir *Pre-galvanized Sendzimir*	I	Acciaio Inox AISI 304 *AISI 304 Stainless steel*	Y	Acciaio Inox AISI 316L *AISI 316L Stainless steel*
	Z	Zincato a caldo dopo lavorazione *Hot-dip galvanized after manufacture*	J	AISI 304 Decontaminato *AISI 304 Decontamined*	N	AISI 316L Decontaminato *AISI 316L Decontamined*

VARIANT		
	V	Sendzimir con Verniciatura RAL 5012 *Sendzimir with RAL 5012 Painted*
	W	Zinc. a c. con Verniciatura RAL 5012 *Hot-dip galv. with RAL 5012 Painted*

CURVA IN SALITA A 60° BULLONATA R=300 *Bolted 60° vertical inside bend*

40B S I Y Z

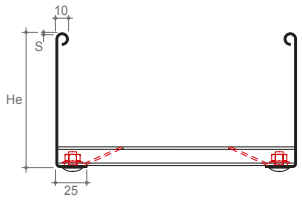

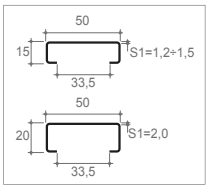

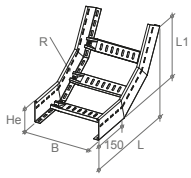

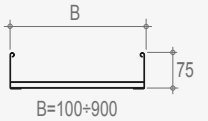

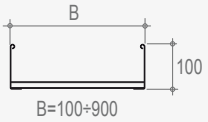

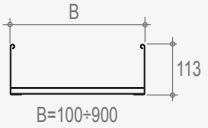

S I Y	Codice/ Code	S mm	A kg/pz	B mm	He mm	R mm	S1 mm	L mm	L1 mm	A kg/pz	S mm	Z	Codice/ Code
A2 ¤	40B3C100KK	1,5	1,85	100	75	300	1,5	550	355	1,97	1,5	A2 Z	40B3C100KK
A2 ¤	40B3C200KK	1,5	2,03	200	75	300	1,5	550	355	2,16	1,5	A2 Z	40B3C200KK
A2 ¤	40B3C300KK	1,5	2,21	300	75	300	1,5	550	355	2,35	1,5	A2 Z	40B3C300KK
A2 ¤	40B3C400KK	1,5	2,39	400	75	300	1,5	550	355	2,53	1,5	A2 Z	40B3C400KK
A2 ¤	40B3C500KK	1,5	2,57	500	75	300	1,5	550	355	2,72	1,5	A2 Z	40B3C500KK
A2 ¤	40B3C600KK	1,5	2,75	600	75	300	1,5	550	355	2,91	1,5	A2 Z	40B3C600KK
A2 ¤	40B3C700MM	2,0	4,11	700	75	300	2,0	550	355	4,30	2,0	A2 Z	40B3C700MM
A2 ¤	40B3C800MM	2,0	4,38	800	75	300	2,0	550	355	4,58	2,0	A2 Z	40B3C800MM
A2 ¤	40B3C900MM	2,0	4,65	900	75	300	2,0	550	355	4,86	2,0	A2 Z	40B3C900MM
A2 ¤	40B3D100KK	1,5	2,24	100	100	300	1,5	571	380	2,37	1,5	A2 Z	40B3D100KK
A2 ¤	40B3D200KK	1,5	2,42	200	100	300	1,5	571	380	2,56	1,5	A2 Z	40B3D200KK
A2 ¤	40B3D300KK	1,5	2,60	300	100	300	1,5	571	380	2,75	1,5	A2 Z	40B3D300KK
A2 ¤	40B3D400KK	1,5	2,78	400	100	300	1,5	571	380	2,94	1,5	A2 Z	40B3D400KK
A2 ¤	40B3D500KK	1,5	2,95	500	100	300	1,5	571	380	3,13	1,5	A2 Z	40B3D500KK
A2 ¤	40B3D600KK	1,5	3,13	600	100	300	1,5	571	380	3,32	1,5	A2 Z	40B3D600KK
A2 ¤	40B3D700MM	2,0	4,63	700	100	300	2,0	571	380	4,83	2,0	A2 Z	40B3D700MM
A2 ¤	40B3D800MM	2,0	4,89	800	100	300	2,0	571	380	5,12	2,0	A2 Z	40B3D800MM
A2 ¤	40B3D900MM	2,0	5,16	900	100	300	2,0	571	380	5,40	2,0	A2 Z	40B3D900MM
A2 ¤	40B3J100KK	1,5	2,43	100	113	300	1,5	583	393	2,58	1,5	A2 Z	40B3J100KK
A2 ¤	40B3J200KK	1,5	2,61	200	113	300	1,5	583	393	2,77	1,5	A2 Z	40B3J200KK
A2 ¤	40B3J300KK	1,5	2,79	300	113	300	1,5	583	393	2,96	1,5	A2 Z	40B3J300KK
A2 ¤	40B3J400KK	1,5	2,97	400	113	300	1,5	583	393	3,15	1,5	A2 Z	40B3J400KK
A2 ¤	40B3J500KK	1,5	3,15	500	113	300	1,5	583	393	3,34	1,5	A2 Z	40B3J500KK
A2 ¤	40B3J600KK	1,5	3,33	600	113	300	1,5	583	393	3,53	1,5	A2 Z	40B3J600KK
A2 ¤	40B3J700MM	2,0	4,88	700	113	300	2,0	583	393	5,10	2,0	A2 Z	40B3J700MM
A2 ¤	40B3J800MM	2,0	5,15	800	113	300	2,0	583	393	5,38	2,0	A2 Z	40B3J800MM
A2 ¤	40B3J900MM	2,0	5,42	900	113	300	2,0	583	393	5,66	2,0	A2 Z	40B3J900MM

¤ Scegli il materiale/ *Choose the material*

BULLONATA R 300
BOLTED

CZ 2

COPERCHIO *Cover*

40 S I Y Z

40N Versione normale *Normal version*

40Q Versione autobloccante *Self-locking version*

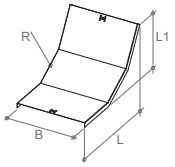

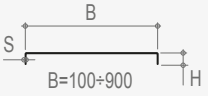

S I Y	Codice/ Code	S mm	A kg/pz	B mm	H mm	R mm		L mm	L1 mm	A kg/pz	S mm	Z	Codice/ Code
A2 ¤	40N3R100F	1,0	0,78	100	15	300		485	280	0,85	1,0	A2 Z	40N3R100F
A2 ¤	40N3R200F	1,0	1,26	200	15	300		485	280	1,37	1,0	A2 Z	40N3R200F
A2 ¤	40N3R300F	1,0	1,74	300	15	300		485	280	1,90	1,0	A2 Z	40N3R300F
A2 ¤	40N3R400F	1,0	2,23	400	15	300		485	280	2,43	1,0	A2 Z	40N3R400F
A2 ¤	40N3R500F	1,0	2,71	500	15	300		485	280	2,95	1,0	A2 Z	40N3R500F
A2 ¤	40N3R600F	1,0	3,19	600	15	300		485	280	3,48	1,0	A2 Z	40N3R600F
A2 ¤	40N3R700K	1,5	5,50	700	15	300		485	280	5,84	1,5	A2 Z	40N3R700K
A2 ¤	40N3R800K	1,5	6,23	800	15	300		485	280	6,60	1,5	A2 Z	40N3R800K
A2 ¤	40N3R900K	1,5	6,95	900	15	300		485	280	7,37	1,5	A2 Z	40N3R900K

¤ Scegli il materiale/ *Choose the material*

STANDARD					
S	Zincato Sendzimir *Pre-galvanized Sendzimir*	I	Acciaio Inox AISI 304 *AISI 304 Stainless steel*	Y	Acciaio Inox AISI 316L *AISI 316L Stainless steel*
Z	Zincato a caldo dopo lavorazione *Hot-dip galvanized after manufacture*	J	AISI 304 Decontaminato *AISI 304 Decontamined*	N	AISI 316L Decontaminato *AISI 316L Decontamined*

VARIANT		
V	Sendzimir con Verniciatura RAL 5012 *Sendzimir with RAL 5012 Painted*	
W	Zinc. a c. con Verniciatura RAL 5012 *Hot-dip galv. with RAL 5012 Painted*	

CURVA IN SALITA A 45° BULLONATA R=300 *Bolted 45° vertical inside bend*

31B S I Y Z

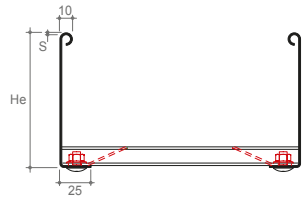

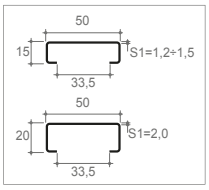

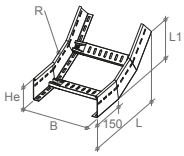

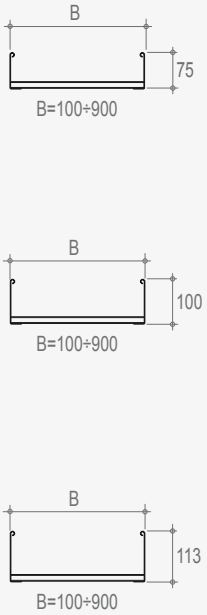

S I Y	Codice/ Code	S mm	A kg/pz	B mm	He mm	R mm	S1 mm	L mm	L1 mm	A kg/pz	S mm	Z	Codice/ Code
A2 ¤	31B3C100KK	1,5	1,68	100	75	300	1,5	521	269	1,78	1,5	A2 Z	31B3C100KK
A2 ¤	31B3C200KK	1,5	1,86	200	75	300	1,5	521	269	1,97	1,5	A2 Z	31B3C200KK
A2 ¤	31B3C300KK	1,5	2,04	300	75	300	1,5	521	269	2,16	1,5	A2 Z	31B3C300KK
A2 ¤	31B3C400KK	1,5	2,22	400	75	300	1,5	521	269	2,35	1,5	A2 Z	31B3C400KK
A2 ¤	31B3C500KK	1,5	2,39	500	75	300	1,5	521	269	2,54	1,5	A2 Z	31B3C500KK
A2 ¤	31B3C600KK	1,5	2,57	600	75	300	1,5	521	269	2,73	1,5	A2 Z	31B3C600KK
A2 ¤	31B3C700MM	2,0	3,88	700	75	300	2,0	521	269	4,05	2,0	A2 Z	31B3C700MM
A2 ¤	31B3C800MM	2,0	4,15	800	75	300	2,0	521	269	4,33	2,0	A2 Z	31B3C800MM
A2 ¤	31B3C900MM	2,0	4,42	900	75	300	2,0	521	269	4,61	2,0	A2 Z	31B3C900MM
A2 ¤	31B3D100KK	1,5	2,03	100	100	300	1,5	539	294	2,15	1,5	A2 Z	31B3D100KK
A2 ¤	31B3D200KK	1,5	2,21	200	100	300	1,5	539	294	2,34	1,5	A2 Z	31B3D200KK
A2 ¤	31B3D300KK	1,5	2,39	300	100	300	1,5	539	294	2,53	1,5	A2 Z	31B3D300KK
A2 ¤	31B3D400KK	1,5	2,56	400	100	300	1,5	539	294	2,72	1,5	A2 Z	31B3D400KK
A2 ¤	31B3D500KK	1,5	2,74	500	100	300	1,5	539	294	2,91	1,5	A2 Z	31B3D500KK
A2 ¤	31B3D600KK	1,5	2,92	600	100	300	1,5	539	294	3,10	1,5	A2 Z	31B3D600KK
A2 ¤	31B3D700MM	2,0	4,34	700	100	300	2,0	539	294	4,54	2,0	A2 Z	31B3D700MM
A2 ¤	31B3D800MM	2,0	4,61	800	100	300	2,0	539	294	4,82	2,0	A2 Z	31B3D800MM
A2 ¤	31B3D900MM	2,0	4,88	900	100	300	2,0	539	294	5,10	2,0	A2 Z	31B3D900MM
A2 ¤	31B3J100KK	1,5	2,20	100	113	300	1,5	548	307	2,33	1,5	A2 Z	31B3J100KK
A2 ¤	31B3J200KK	1,5	2,38	200	113	300	1,5	548	307	2,52	1,5	A2 Z	31B3J200KK
A2 ¤	31B3J300KK	1,5	2,56	300	113	300	1,5	548	307	2,71	1,5	A2 Z	31B3J300KK
A2 ¤	31B3J400KK	1,5	2,74	400	113	300	1,5	548	307	2,90	1,5	A2 Z	31B3J400KK
A2 ¤	31B3J500KK	1,5	2,92	500	113	300	1,5	548	307	3,09	1,5	A2 Z	31B3J500KK
A2 ¤	31B3J600KK	1,5	3,10	600	113	300	1,5	548	307	3,28	1,5	A2 Z	31B3J600KK
A2 ¤	31B3J700MM	2,0	4,58	700	113	300	2,0	548	307	4,78	2,0	A2 Z	31B3J700MM
A2 ¤	31B3J800MM	2,0	4,84	800	113	300	2,0	548	307	5,06	2,0	A2 Z	31B3J800MM
A2 ¤	31B3J900MM	2,0	5,11	900	113	300	2,0	548	307	5,34	2,0	A2 Z	31B3J900MM

¤ Scegli il materiale/ *Choose the material*

BULLONATA BOLTED R 300

CZ 2

COPERCHIO *Cover*

31 S I Y Z

31N Versione normale *Normal version*

31Q Versione autobloccante *Self-locking version*

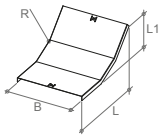

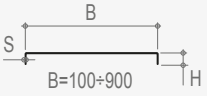

S I Y	Codice/ Code	S mm	A kg/pz	B mm	H mm	R mm		L mm	L1 mm	A kg/pz	S mm	Z	Codice/ Code
A2 ¤	31N3R100F	1,0	0,68	100	15	300		468	194	0,74	1,0	A2 Z	31N3R100F
A2 ¤	31N3R200F	1,0	1,10	200	15	300		468	194	1,20	1,0	A2 Z	31N3R200F
A2 ¤	31N3R300F	1,0	1,52	300	15	300		468	194	1,66	1,0	A2 Z	31N3R300F
A2 ¤	31N3R400F	1,0	1,94	400	15	300		468	194	2,12	1,0	A2 Z	31N3R400F
A2 ¤	31N3R500F	1,0	2,36	500	15	300		468	194	2,58	1,0	A2 Z	31N3R500F
A2 ¤	31N3R600F	1,0	2,78	600	15	300		468	194	3,04	1,0	A2 Z	31N3R600F
A2 ¤	31N3R700K	1,5	4,80	700	15	300		468	194	5,09	1,5	A2 Z	31N3R700K
A2 ¤	31N3R800K	1,5	5,43	800	15	300		468	194	5,76	1,5	A2 Z	31N3R800K
A2 ¤	31N3R900K	1,5	6,06	900	15	300		468	194	6,43	1,5	A2 Z	31N3R900K

¤ Scegli il materiale/ *Choose the material*

STANDARD							
	S	Zincato Sendzimir *Pre-galvanized Sendzimir*	I	Acciaio Inox AISI 304 *AISI 304 Stainless steel*	Y	Acciaio Inox AISI 316L *AISI 316L Stainless steel*	
	Z	Zincato a caldo dopo lavorazione *Hot-dip galvanized after manufacture*	J	AISI 304 Decontaminato *AISI 304 Decontamined*	N	AISI 316L Decontaminato *AISI 316L Decontamined*	

VARIANT			
	V	Sendzimir con Verniciatura RAL 5012 *Sendzimir with RAL 5012 Painted*	
	W	Zinc. a c. con Verniciatura RAL 5012 *Hot-dip galv. with RAL 5012 Painted*	

CURVA IN SALITA A 30° BULLONATA R=300 *Bolted 30° vertical inside bend*

32B S I Y Z

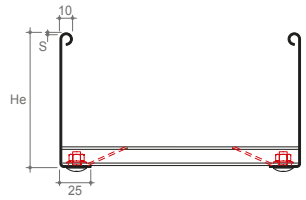

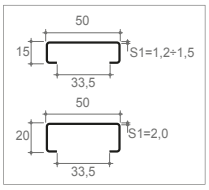

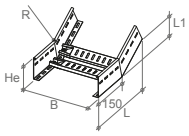

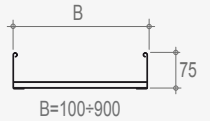

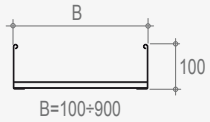

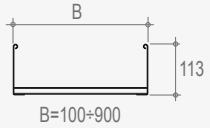

S I Y	Codice/ Code	S mm	A kg/pz	B mm	He mm	R mm	S1 mm	L mm	L1 mm	A kg/pz	S mm	Z	Codice/ Code
A2 ¤	32B3C100KK	1,5	1,50	100	75	300	1,5	467	190	1,59	1,5	A2 Z	32B3C100KK
A2 ¤	32B3C200KK	1,5	1,68	200	75	300	1,5	467	190	1,78	1,5	A2 Z	32B3C200KK
A2 ¤	32B3C300KK	1,5	1,86	300	75	300	1,5	467	190	1,97	1,5	A2 Z	32B3C300KK
A2 ¤	32B3C400KK	1,5	2,04	400	75	300	1,5	467	190	2,16	1,5	A2 Z	32B3C400KK
A2 ¤	32B3C500KK	1,5	2,22	500	75	300	1,5	467	190	2,35	1,5	A2 Z	32B3C500KK
A2 ¤	32B3C600KK	1,5	2,39	600	75	300	1,5	467	190	2,54	1,5	A2 Z	32B3C600KK
A2 ¤	32B3C700MM	2,0	3,64	700	75	300	2,0	467	190	3,80	2,0	A2 Z	32B3C700MM
A2 ¤	32B3C800MM	2,0	3,91	800	75	300	2,0	467	190	4,09	2,0	A2 Z	32B3C800MM
A2 ¤	32B3C900MM	2,0	4,18	900	75	300	2,0	467	190	4,37	2,0	A2 Z	32B3C900MM
A2 ¤	32B3D100KK	1,5	1,81	100	100	300	1,5	480	215	1,92	1,5	A2 Z	32B3D100KK
A2 ¤	32B3D200KK	1,5	1,99	200	100	300	1,5	480	215	2,11	1,5	A2 Z	32B3D200KK
A2 ¤	32B3D300KK	1,5	2,17	300	100	300	1,5	480	215	2,30	1,5	A2 Z	32B3D300KK
A2 ¤	32B3D400KK	1,5	2,35	400	100	300	1,5	480	215	2,49	1,5	A2 Z	32B3D400KK
A2 ¤	32B3D500KK	1,5	2,53	500	100	300	1,5	480	215	2,68	1,5	A2 Z	32B3D500KK
A2 ¤	32B3D600KK	1,5	2,70	600	100	300	1,5	480	215	2,87	1,5	A2 Z	32B3D600KK
A2 ¤	32B3D700MM	2,0	4,05	700	100	300	2,0	480	215	4,24	2,0	A2 Z	32B3D700MM
A2 ¤	32B3D800MM	2,0	4,32	800	100	300	2,0	480	215	4,52	2,0	A2 Z	32B3D800MM
A2 ¤	32B3D900MM	2,0	4,59	900	100	300	2,0	480	215	4,80	2,0	A2 Z	32B3D900MM
A2 ¤	32B3J100KK	1,5	1,97	100	113	300	1,5	486	228	2,08	1,5	A2 Z	32B3J100KK
A2 ¤	32B3J200KK	1,5	2,14	200	113	300	1,5	486	228	2,27	1,5	A2 Z	32B3J200KK
A2 ¤	32B3J300KK	1,5	2,32	300	113	300	1,5	486	228	2,46	1,5	A2 Z	32B3J300KK
A2 ¤	32B3J400KK	1,5	2,50	400	113	300	1,5	486	228	2,65	1,5	A2 Z	32B3J400KK
A2 ¤	32B3J500KK	1,5	2,68	500	113	300	1,5	486	228	2,84	1,5	A2 Z	32B3J500KK
A2 ¤	32B3J600KK	1,5	2,86	600	113	300	1,5	486	228	3,03	1,5	A2 Z	32B3J600KK
A2 ¤	32B3J700MM	2,0	4,26	700	113	300	2,0	486	228	4,45	2,0	A2 Z	32B3J700MM
A2 ¤	32B3J800MM	2,0	4,53	800	113	300	2,0	486	228	4,73	2,0	A2 Z	32B3J800MM
A2 ¤	32B3J900MM	2,0	4,80	900	113	300	2,0	486	228	5,01	2,0	A2 Z	32B3J900MM

¤ Scegli il materiale/ *Choose the material*

BULLONATA R 300
BOLTED

CZ 2

COPERCHIO *Cover*

32 S I Y Z

32N Versione normale *Normal version*

32Q Versione autobloccante *Self-locking version*

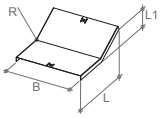

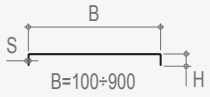

S I Y	Codice/ Code	S mm	A kg/pz	B mm	H mm	R mm		L mm	L1 mm	A kg/pz	S mm	Z	Codice/ Code
A2 ¤	32N3R100F	1,0	0,58	100	15	300		430	115	0,63	1,0	A2 Z	32N3R100F
A2 ¤	32N3R200F	1,0	0,94	200	15	300		430	115	1,02	1,0	A2 Z	32N3R200F
A2 ¤	32N3R300F	1,0	1,30	300	15	300		430	115	1,41	1,0	A2 Z	32N3R300F
A2 ¤	32N3R400F	1,0	1,66	400	15	300		430	115	1,81	1,0	A2 Z	32N3R400F
A2 ¤	32N3R500F	1,0	2,02	500	15	300		430	115	2,20	1,0	A2 Z	32N3R500F
A2 ¤	32N3R600F	1,0	2,37	600	15	300		430	115	2,59	1,0	A2 Z	32N3R600F
A2 ¤	32N3R700K	1,5	4,10	700	15	300		430	115	4,34	1,5	A2 Z	32N3R700K
A2 ¤	32N3R800K	1,5	4,63	800	15	300		430	115	4,91	1,5	A2 Z	32N3R800K
A2 ¤	32N3R900K	1,5	5,17	900	15	300		430	115	5,48	1,5	A2 Z	32N3R900K

¤ Scegli il materiale/ *Choose the material*

STANDARD					
S	Zincato Sendzimir *Pre-galvanized Sendzimir*	I	Acciaio Inox AISI 304 *AISI 304 Stainless steel*	Y	Acciaio Inox AISI 316L *AISI 316L Stainless steel*
Z	Zincato a caldo dopo lavorazione *Hot-dip galvanized after manufacture*	J	AISI 304 Decontaminato *AISI 304 Decontamined*	N	AISI 316L Decontaminato *AISI 316L Decontamined*

VARIANT		
V	Sendzimir con Verniciatura RAL 5012 *Sendzimir with RAL 5012 Painted*	
W	Zinc. a c. con Verniciatura RAL 5012 *Hot-dip galv. with RAL 5012 Painted*	

CURVA IN DISCESA A 90° BULLONATA R=300 *Bolted 90° vertical outside bend*

33B S I Y Z

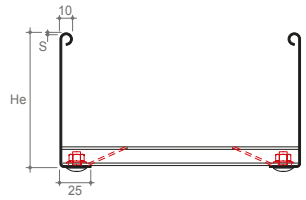

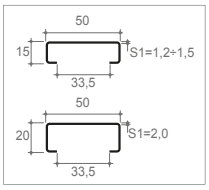

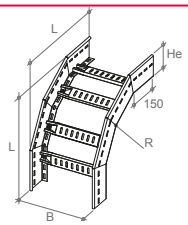

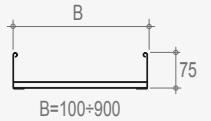

B=100÷900

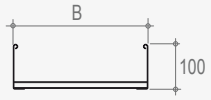

B=100÷900

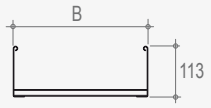

B=100÷900

S I Y	Codice/ Code	S mm	⚖ kg/pz	B mm	He mm	R mm	S1 mm	L mm	⚖ kg/pz	S mm	Z	Codice/ Code
A2 ¤	33B3C100KK	1,5	2,28	100	75	300	1,5	525	2,41	1,5	A2 Z	33B3C100KK
A2 ¤	33B3C200KK	1,5	2,54	200	75	300	1,5	525	2,70	1,5	A2 Z	33B3C200KK
A2 ¤	33B3C300KK	1,5	2,81	300	75	300	1,5	525	2,98	1,5	A2 Z	33B3C300KK
A2 ¤	33B3C400KK	1,5	3,08	400	75	300	1,5	525	3,27	1,5	A2 Z	33B3C400KK
A2 ¤	33B3C500KK	1,5	3,35	500	75	300	1,5	525	3,55	1,5	A2 Z	33B3C500KK
A2 ¤	33B3C600KK	1,5	3,62	600	75	300	1,5	525	3,84	1,5	A2 Z	33B3C600KK
A2 ¤	33B3C700MM	2,0	5,49	700	75	300	2,0	525	5,74	2,0	A2 Z	33B3C700MM
A2 ¤	33B3C800MM	2,0	5,90	800	75	300	2,0	525	6,16	2,0	A2 Z	33B3C800MM
A2 ¤	33B3C900MM	2,0	6,30	900	75	300	2,0	525	6,58	2,0	A2 Z	33B3C900MM
A2 ¤	33B3D100KK	1,5	2,73	100	100	300	1,5	550	2,89	1,5	A2 Z	33B3D100KK
A2 ¤	33B3D200KK	1,5	2,99	200	100	300	1,5	550	3,17	1,5	A2 Z	33B3D200KK
A2 ¤	33B3D300KK	1,5	3,26	300	100	300	1,5	550	3,46	1,5	A2 Z	33B3D300KK
A2 ¤	33B3D400KK	1,5	3,53	400	100	300	1,5	550	3,74	1,5	A2 Z	33B3D400KK
A2 ¤	33B3D500KK	1,5	3,80	500	100	300	1,5	550	4,03	1,5	A2 Z	33B3D500KK
A2 ¤	33B3D600KK	1,5	4,07	600	100	300	1,5	550	4,31	1,5	A2 Z	33B3D600KK
A2 ¤	33B3D700MM	2,0	6,09	700	100	300	2,0	550	6,37	2,0	A2 Z	33B3D700MM
A2 ¤	33B3D800MM	2,0	6,50	800	100	300	2,0	550	6,79	2,0	A2 Z	33B3D800MM
A2 ¤	33B3D900MM	2,0	6,90	900	100	300	2,0	550	7,21	2,0	A2 Z	33B3D900MM
A2 ¤	33B3J100KK	1,5	2,95	100	113	300	1,5	563	3,13	1,5	A2 Z	33B3J100KK
A2 ¤	33B3J200KK	1,5	3,22	200	113	300	1,5	563	3,41	1,5	A2 Z	33B3J200KK
A2 ¤	33B3J300KK	1,5	3,49	300	113	300	1,5	563	3,70	1,5	A2 Z	33B3J300KK
A2 ¤	33B3J400KK	1,5	3,75	400	113	300	1,5	563	3,98	1,5	A2 Z	33B3J400KK
A2 ¤	33B3J500KK	1,5	4,02	500	113	300	1,5	563	4,26	1,5	A2 Z	33B3J500KK
A2 ¤	33B3J600KK	1,5	4,29	600	113	300	1,5	563	4,55	1,5	A2 Z	33B3J600KK
A2 ¤	33B3J700MM	2,0	6,39	700	113	300	2,0	563	6,68	2,0	A2 Z	33B3J700MM
A2 ¤	33B3J800MM	2,0	6,79	800	113	300	2,0	563	7,10	2,0	A2 Z	33B3J800MM
A2 ¤	33B3J900MM	2,0	7,20	900	113	300	2,0	563	7,52	2,0	A2 Z	33B3J900MM

¤ Scegli il materiale/ *Choose the material*

STANDARD						
	S	Zincato Sendzimir *Pre-galvanized Sendzimir*	I	Acciaio Inox AISI 304 *AISI 304 Stainless steel*	Y	Acciaio Inox AISI 316L *AISI 316L Stainless steel*
	Z	Zincato a caldo dopo lavorazione *Hot-dip galvanized after manufacture*	J	AISI 304 Decontaminato *AISI 304 Decontamined*	N	AISI 316L Decontaminato *AISI 316L Decontamined*

VARIANT		
	V	Sendzimir con Verniciatura RAL 5012 *Sendzimir with RAL 5012 Painted*
	W	Zinc. a c. con Verniciatura RAL 5012 *Hot-dip galv. with RAL 5012 Painted*

COPERCHIO *Cover*

33 S I Y Z

33N Versione normale
Normal version

33Q Versione autobloccante
Self-locking version

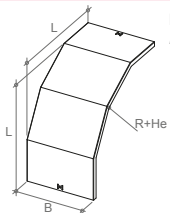

He= altezza nominale passerella
He= cable tray nominal height



S I Y Codice/ Code	S mm	Δ kg/pz	B mm	He mm	R mm	L mm	Δ kg/pz	S mm	Z Codice/ Code
A2 ¤ 33N3C100F	1,0	1,13	100	75	300	525	1,23	1,0	A2 Z 33N3C100F
A2 ¤ 33N3C200F	1,0	1,82	200	75	300	525	1,99	1,0	A2 Z 33N3C200F
A2 ¤ 33N3C300F	1,0	2,52	300	75	300	525	2,75	1,0	A2 Z 33N3C300F
A2 ¤ 33N3C400F	1,0	3,22	400	75	300	525	3,51	1,0	A2 Z 33N3C400F
A2 ¤ 33N3C500F	1,0	3,92	500	75	300	525	4,28	1,0	A2 Z 33N3C500F
A2 ¤ 33N3C600F	1,0	4,62	600	75	300	525	5,04	1,0	A2 Z 33N3C600F
A2 ¤ 33N3C700K	1,5	7,98	700	75	300	525	8,46	1,5	A2 Z 33N3C700K
A2 ¤ 33N3C800K	1,5	9,03	800	75	300	525	9,57	1,5	A2 Z 33N3C800K
A2 ¤ 33N3C900K	1,5	10,08	900	75	300	525	10,69	1,5	A2 Z 33N3C900K
A2 ¤ 33N3D100F	1,0	1,18	100	100	300	550	1,28	1,0	A2 Z 33N3D100F
A2 ¤ 33N3D200F	1,0	1,91	200	100	300	550	2,08	1,0	A2 Z 33N3D200F
A2 ¤ 33N3D300F	1,0	2,64	300	100	300	550	2,87	1,0	A2 Z 33N3D300F
A2 ¤ 33N3D400F	1,0	3,37	400	100	300	550	3,67	1,0	A2 Z 33N3D400F
A2 ¤ 33N3D500F	1,0	4,10	500	100	300	550	4,47	1,0	A2 Z 33N3D500F
A2 ¤ 33N3D600F	1,0	4,83	600	100	300	550	5,26	1,0	A2 Z 33N3D600F
A2 ¤ 33N3D700K	1,5	8,33	700	100	300	550	8,83	1,5	A2 Z 33N3D700K
A2 ¤ 33N3D800K	1,5	9,43	800	100	300	550	10,00	1,5	A2 Z 33N3D800K
A2 ¤ 33N3D900K	1,5	10,52	900	100	300	550	11,16	1,5	A2 Z 33N3D900K
A2 ¤ 33N3J100F	1,0	1,20	100	113	300	563	1,31	1,0	A2 Z 33N3J100F
A2 ¤ 33N3J200F	1,0	1,95	200	113	300	563	2,12	1,0	A2 Z 33N3J200F
A2 ¤ 33N3J300F	1,0	2,69	300	113	300	563	2,93	1,0	A2 Z 33N3J300F
A2 ¤ 33N3J400F	1,0	3,44	400	113	300	563	3,75	1,0	A2 Z 33N3J400F
A2 ¤ 33N3J500F	1,0	4,18	500	113	300	563	4,56	1,0	A2 Z 33N3J500F
A2 ¤ 33N3J600F	1,0	4,93	600	113	300	563	5,37	1,0	A2 Z 33N3J600F
A2 ¤ 33N3J700K	1,5	8,51	700	113	300	563	9,02	1,5	A2 Z 33N3J700K
A2 ¤ 33N3J800K	1,5	9,63	800	113	300	563	10,21	1,5	A2 Z 33N3J800K
A2 ¤ 33N3J900K	1,5	10,74	900	113	300	563	11,39	1,5	A2 Z 33N3J900K

¤ Scegli il materiale/ *Choose the material*

BULLONATA R 300
BOLTED

CZ 2

STANDARD						
S	Zincato Sendzimir *Pre-galvanized Sendzimir*	I	Acciaio Inox AISI 304 *AISI 304 Stainless steel*	Y	Acciaio Inox AISI 316L *AISI 316L Stainless steel*
Z	Zincato a caldo dopo lavorazione *Hot-dip galvanized after manufacture*	J	AISI 304 Decontaminato *AISI 304 Decontamined*	N	AISI 316L Decontaminato *AISI 316L Decontamined*

VARIANT		
V	Sendzimir con Verniciatura RAL 5012 *Sendzimir with RAL 5012 Painted*	
W	Zinc. a c. con Verniciatura RAL 5012 *Hot-dip galv. with RAL 5012 Painted*	

CURVA IN DISCESA A 60° BULLONATA R=300 *Bolted 60° vertical outside bend*

41B S I Y Z

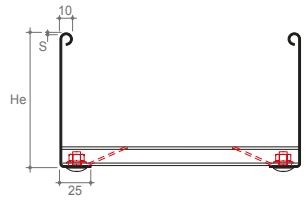

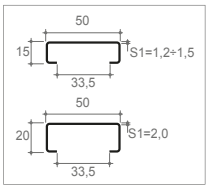

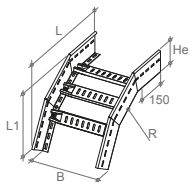

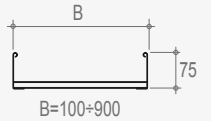

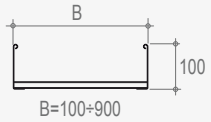

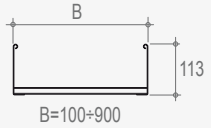

S I Y Codice/ Code	S mm	⚖ kg/pz	B mm	He mm	R mm	S1 mm	L mm	L1 mm	⚖ kg/pz	S mm	Z Codice/ Code
A2 ¤ 41B3C100KK	1,5	1,85	100	75	300	1,5	355	550	1,97	1,5	A2 Z 41B3C100KK
A2 ¤ 41B3C200KK	1,5	2,03	200	75	300	1,5	355	550	2,16	1,5	A2 Z 41B3C200KK
A2 ¤ 41B3C300KK	1,5	2,21	300	75	300	1,5	355	550	2,35	1,5	A2 Z 41B3C300KK
A2 ¤ 41B3C400KK	1,5	2,39	400	75	300	1,5	355	550	2,53	1,5	A2 Z 41B3C400KK
A2 ¤ 41B3C500KK	1,5	2,57	500	75	300	1,5	355	550	2,72	1,5	A2 Z 41B3C500KK
A2 ¤ 41B3C600KK	1,5	2,75	600	75	300	1,5	355	550	2,91	1,5	A2 Z 41B3C600KK
A2 ¤ 41B3C700MM	2,0	4,11	700	75	300	2,0	355	550	4,30	2,0	A2 Z 41B3C700MM
A2 ¤ 41B3C800MM	2,0	4,38	800	75	300	2,0	355	550	4,58	2,0	A2 Z 41B3C800MM
A2 ¤ 41B3C900MM	2,0	4,65	900	75	300	2,0	355	550	4,86	2,0	A2 Z 41B3C900MM
A2 ¤ 41B3D100KK	1,5	2,24	100	100	300	1,5	380	571	2,37	1,5	A2 Z 41B3D100KK
A2 ¤ 41B3D200KK	1,5	2,42	200	100	300	1,5	380	571	2,56	1,5	A2 Z 41B3D200KK
A2 ¤ 41B3D300KK	1,5	2,60	300	100	300	1,5	380	571	2,75	1,5	A2 Z 41B3D300KK
A2 ¤ 41B3D400KK	1,5	2,78	400	100	300	1,5	380	571	2,94	1,5	A2 Z 41B3D400KK
A2 ¤ 41B3D500KK	1,5	2,95	500	100	300	1,5	380	571	3,13	1,5	A2 Z 41B3D500KK
A2 ¤ 41B3D600KK	1,5	3,13	600	100	300	1,5	380	571	3,32	1,5	A2 Z 41B3D600KK
A2 ¤ 41B3D700MM	2,0	4,63	700	100	300	2,0	380	571	4,83	2,0	A2 Z 41B3D700MM
A2 ¤ 41B3D800MM	2,0	4,89	800	100	300	2,0	380	571	5,12	2,0	A2 Z 41B3D800MM
A2 ¤ 41B3D900MM	2,0	5,16	900	100	300	2,0	380	571	5,40	2,0	A2 Z 41B3D900MM
A2 ¤ 41B3J100KK	1,5	2,43	100	113	300	1,5	393	583	2,58	1,5	A2 Z 41B3J100KK
A2 ¤ 41B3J200KK	1,5	2,61	200	113	300	1,5	393	583	2,77	1,5	A2 Z 41B3J200KK
A2 ¤ 41B3J300KK	1,5	2,79	300	113	300	1,5	393	583	2,96	1,5	A2 Z 41B3J300KK
A2 ¤ 41B3J400KK	1,5	2,97	400	113	300	1,5	393	583	3,15	1,5	A2 Z 41B3J400KK
A2 ¤ 41B3J500KK	1,5	3,15	500	113	300	1,5	393	583	3,34	1,5	A2 Z 41B3J500KK
A2 ¤ 41B3J600KK	1,5	3,33	600	113	300	1,5	393	583	3,53	1,5	A2 Z 41B3J600KK
A2 ¤ 41B3J700MM	2,0	4,88	700	113	300	2,0	393	583	5,10	2,0	A2 Z 41B3J700MM
A2 ¤ 41B3J800MM	2,0	5,15	800	113	300	2,0	393	583	5,38	2,0	A2 Z 41B3J800MM
A2 ¤ 41B3J900MM	2,0	5,42	900	113	300	2,0	393	583	5,66	2,0	A2 Z 41B3J900MM

¤ Scegli il materiale/ *Choose the material*

STANDARD						
S	Zincato Sendzimir *Pre-galvanized Sendzimir*	I	Acciaio Inox AISI 304 *AISI 304 Stainless steel*	Y	Acciaio Inox AISI 316L *AISI 316L Stainless steel*
Z	Zincato a caldo dopo lavorazione *Hot-dip galvanized after manufacture*	J	AISI 304 Decontaminato *AISI 304 Decontamined*	N	AISI 316L Decontaminato *AISI 316L Decontamined*

VARIANT		
V	Sendzimir con Verniciatura RAL 5012 *Sendzimir with RAL 5012 Painted*	
W	Zinc. a c. con Verniciatura RAL 5012 *Hot-dip galv. with RAL 5012 Painted*	

COPERCHIO *Cover*

41 S I Y Z

41N Versione normale *Normal version*

41Q Versione autobloccante *Self-locking version*

He= altezza nominale passerella
He= cable tray nominal height

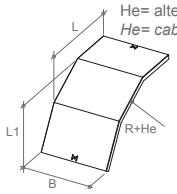

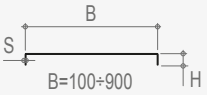

S I Y	Codice/ Code	S mm	⚖ kg/pz	B mm	He mm	R mm		L mm	L1 mm	⚖ kg/pz	S mm	Z	Codice/ Code
A2 ¤	41N3C100F	1,0	0,88	100	75	300		317	550	0,96	1,0	A2 Z	41N3C100F
A2 ¤	41N3C200F	1,0	1,42	200	75	300		317	550	1,55	1,0	A2 Z	41N3C200F
A2 ¤	41N3C300F	1,0	1,97	300	75	300		317	550	2,14	1,0	A2 Z	41N3C300F
A2 ¤	41N3C400F	1,0	2,51	400	75	300		317	550	2,74	1,0	A2 Z	41N3C400F
A2 ¤	41N3C500F	1,0	3,06	500	75	300		317	550	3,33	1,0	A2 Z	41N3C500F
A2 ¤	41N3C600F	1,0	3,60	600	75	300		317	550	3,93	1,0	A2 Z	41N3C600F
A2 ¤	41N3C700K	1,5	6,22	700	75	300		317	550	6,59	1,5	A2 Z	41N3C700K
A2 ¤	41N3C800K	1,5	7,03	800	75	300		317	550	7,46	1,5	A2 Z	41N3C800K
A2 ¤	41N3C900K	1,5	7,85	900	75	300		317	550	8,32	1,5	A2 Z	41N3C900K
A2 ¤	41N3D100F	1,0	0,91	100	100	300		330	571	0,99	1,0	A2 Z	41N3D100F
A2 ¤	41N3D200F	1,0	1,48	200	100	300		330	571	1,61	1,0	A2 Z	41N3D200F
A2 ¤	41N3D300F	1,0	2,04	300	100	300		330	571	2,22	1,0	A2 Z	41N3D300F
A2 ¤	41N3D400F	1,0	2,61	400	100	300		330	571	2,84	1,0	A2 Z	41N3D400F
A2 ¤	41N3D500F	1,0	3,17	500	100	300		330	571	3,46	1,0	A2 Z	41N3D500F
A2 ¤	41N3D600F	1,0	3,74	600	100	300		330	571	4,07	1,0	A2 Z	41N3D600F
A2 ¤	41N3D700K	1,5	6,45	700	100	300		330	571	6,84	1,5	A2 Z	41N3D700K
A2 ¤	41N3D800K	1,5	7,30	800	100	300		330	571	7,74	1,5	A2 Z	41N3D800K
A2 ¤	41N3D900K	1,5	8,15	900	100	300		330	571	8,64	1,5	A2 Z	41N3D900K
A2 ¤	41N3J100F	1,0	0,93	100	113	300		336	583	1,01	1,0	A2 Z	41N3J100F
A2 ¤	41N3J200F	1,0	1,50	200	113	300		336	583	1,64	1,0	A2 Z	41N3J200F
A2 ¤	41N3J300F	1,0	2,08	300	113	300		336	583	2,27	1,0	A2 Z	41N3J300F
A2 ¤	41N3J400F	1,0	2,65	400	113	300		336	583	2,89	1,0	A2 Z	41N3J400F
A2 ¤	41N3J500F	1,0	3,23	500	113	300		336	583	3,52	1,0	A2 Z	41N3J500F
A2 ¤	41N3J600F	1,0	3,80	600	113	300		336	583	4,15	1,0	A2 Z	41N3J600F
A2 ¤	41N3J700K	1,5	6,57	700	113	300		336	583	6,96	1,5	A2 Z	41N3J700K
A2 ¤	41N3J800K	1,5	7,43	800	113	300		336	583	7,88	1,5	A2 Z	41N3J800K
A2 ¤	41N3J900K	1,5	8,29	900	113	300		336	583	8,79	1,5	A2 Z	41N3J900K

¤ Scegli il materiale/ *Choose the material*

BULLONATA *BOLTED* R 300

CZ 2

STANDARD						
	S	Zincato Sendzimir *Pre-galvanized Sendzimir*	I	Acciaio Inox AISI 304 *AISI 304 Stainless steel*	Y	Acciaio Inox AISI 316L *AISI 316L Stainless steel*
	Z	Zincato a caldo dopo lavorazione *Hot-dip galvanized after manufacture*	J	AISI 304 Decontaminato *AISI 304 Decontamined*	N	AISI 316L Decontaminato *AISI 316L Decontamined*

VARIANT		
	V	Sendzimir con Verniciatura RAL 5012 *Sendzimir with RAL 5012 Painted*
	W	Zinc. a c. con Verniciatura RAL 5012 *Hot-dip galv. with RAL 5012 Painted*

CURVA IN DISCESA A 45° BULLONATA R=300 *Bolted 45° vertical outside bend*

34B S I Y Z

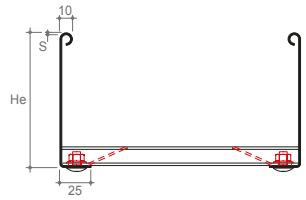

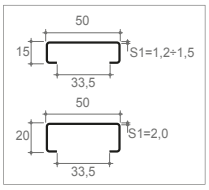

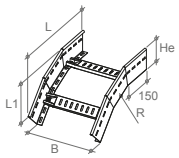

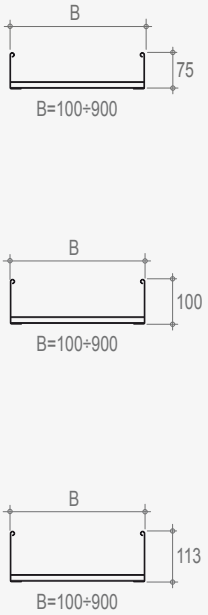

S I Y	Codice/ Code	S mm	⚖ kg/pz	B mm	He mm	R mm	S1 mm	L mm	L1 mm	⚖ kg/pz	S mm	Z	Codice/ Code
A2 ¤	34B3C100KK	1,5	1,68	100	75	300	1,5	269	521	1,78	1,5	A2 Z	34B3C100KK
A2 ¤	34B3C200KK	1,5	1,86	200	75	300	1,5	269	521	1,97	1,5	A2 Z	34B3C200KK
A2 ¤	34B3C300KK	1,5	2,04	300	75	300	1,5	269	521	2,16	1,5	A2 Z	34B3C300KK
A2 ¤	34B3C400KK	1,5	2,22	400	75	300	1,5	269	521	2,35	1,5	A2 Z	34B3C400KK
A2 ¤	34B3C500KK	1,5	2,39	500	75	300	1,5	269	521	2,54	1,5	A2 Z	34B3C500KK
A2 ¤	34B3C600KK	1,5	2,57	600	75	300	1,5	269	521	2,73	1,5	A2 Z	34B3C600KK
A2 ¤	34B3C700MM	2,0	3,88	700	75	300	2,0	269	521	4,05	2,0	A2 Z	34B3C700MM
A2 ¤	34B3C800MM	2,0	4,15	800	75	300	2,0	269	521	4,33	2,0	A2 Z	34B3C800MM
A2 ¤	34B3C900MM	2,0	4,42	900	75	300	2,0	269	521	4,61	2,0	A2 Z	34B3C900MM
A2 ¤	34B3D100KK	1,5	2,03	100	100	300	1,5	294	539	2,15	1,5	A2 Z	34B3D100KK
A2 ¤	34B3D200KK	1,5	2,21	200	100	300	1,5	294	539	2,34	1,5	A2 Z	34B3D200KK
A2 ¤	34B3D300KK	1,5	2,39	300	100	300	1,5	294	539	2,53	1,5	A2 Z	34B3D300KK
A2 ¤	34B3D400KK	1,5	2,56	400	100	300	1,5	294	539	2,72	1,5	A2 Z	34B3D400KK
A2 ¤	34B3D500KK	1,5	2,74	500	100	300	1,5	294	539	2,91	1,5	A2 Z	34B3D500KK
A2 ¤	34B3D600KK	1,5	2,92	600	100	300	1,5	294	539	3,10	1,5	A2 Z	34B3D600KK
A2 ¤	34B3D700MM	2,0	4,34	700	100	300	2,0	294	539	4,54	2,0	A2 Z	34B3D700MM
A2 ¤	34B3D800MM	2,0	4,61	800	100	300	2,0	294	539	4,82	2,0	A2 Z	34B3D800MM
A2 ¤	34B3D900MM	2,0	4,88	900	100	300	2,0	294	539	5,10	2,0	A2 Z	34B3D900MM
A2 ¤	34B3J100KK	1,5	2,20	100	113	300	1,5	307	548	2,33	1,5	A2 Z	34B3J100KK
A2 ¤	34B3J200KK	1,5	2,38	200	113	300	1,5	307	548	2,52	1,5	A2 Z	34B3J200KK
A2 ¤	34B3J300KK	1,5	2,56	300	113	300	1,5	307	548	2,71	1,5	A2 Z	34B3J300KK
A2 ¤	34B3J400KK	1,5	2,74	400	113	300	1,5	307	548	2,90	1,5	A2 Z	34B3J400KK
A2 ¤	34B3J500KK	1,5	2,92	500	113	300	1,5	307	548	3,09	1,5	A2 Z	34B3J500KK
A2 ¤	34B3J600KK	1,5	3,10	600	113	300	1,5	307	548	3,28	1,5	A2 Z	34B3J600KK
A2 ¤	34B3J700MM	2,0	4,58	700	113	300	2,0	307	548	4,78	2,0	A2 Z	34B3J700MM
A2 ¤	34B3J800MM	2,0	4,84	800	113	300	2,0	307	548	5,06	2,0	A2 Z	34B3J800MM
A2 ¤	34B3J900MM	2,0	5,11	900	113	300	2,0	307	548	5,34	2,0	A2 Z	34B3J900MM

¤ Scegli il materiale/ *Choose the material*

STANDARD						
S	Zincato Sendzimir *Pre-galvanized Sendzimir*	I	Acciaio Inox AISI 304 *AISI 304 Stainless steel*	Y	Acciaio Inox AISI 316L *AISI 316L Stainless steel*
Z	Zincato a caldo dopo lavorazione *Hot-dip galvanized after manufacture*	J	AISI 304 Decontaminato *AISI 304 Decontamined*	N	AISI 316L Decontaminato *AISI 316L Decontamined*

VARIANT		
V	Sendzimir con Verniciatura RAL 5012 *Sendzimir with RAL 5012 Painted*	
W	Zinc. a c. con Verniciatura RAL 5012 *Hot-dip galv. with RAL 5012 Painted*	

COPERCHIO *Cover*

34 S I Y Z

34N Versione normale
Normal version

34Q Versione autobloccante
Self-locking version

He= altezza nominale passerella
He= cable tray nominal height

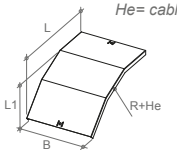

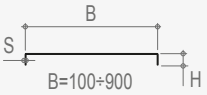

S I Y	Codice/ Code	S mm	⚖ kg/pz	B mm	He mm	R mm		L mm	L1 mm	⚖ kg/pz	S mm	Z	Codice/ Code
A2 ¤	34N3C100F	1,0	0,75	100	75	300		216	521	0,82	1,0	A2 Z	34N3C100F
A2 ¤	34N3C200F	1,0	1,22	200	75	300		216	521	1,33	1,0	A2 Z	34N3C200F
A2 ¤	34N3C300F	1,0	1,69	300	75	300		216	521	1,84	1,0	A2 Z	34N3C300F
A2 ¤	34N3C400F	1,0	2,15	400	75	300		216	521	2,35	1,0	A2 Z	34N3C400F
A2 ¤	34N3C500F	1,0	2,62	500	75	300		216	521	2,86	1,0	A2 Z	34N3C500F
A2 ¤	34N3C600F	1,0	3,09	600	75	300		216	521	3,37	1,0	A2 Z	34N3C600F
A2 ¤	34N3C700K	1,5	5,33	700	75	300		216	521	5,66	1,5	A2 Z	34N3C700K
A2 ¤	34N3C800K	1,5	6,04	800	75	300		216	521	6,40	1,5	A2 Z	34N3C800K
A2 ¤	34N3C900K	1,5	6,74	900	75	300		216	521	7,14	1,5	A2 Z	34N3C900K
A2 ¤	34N3D100F	1,0	0,78	100	100	300		223	539	0,85	1,0	A2 Z	34N3D100F
A2 ¤	34N3D200F	1,0	1,26	200	100	300		223	539	1,37	1,0	A2 Z	34N3D200F
A2 ¤	34N3D300F	1,0	1,74	300	100	300		223	539	1,90	1,0	A2 Z	34N3D300F
A2 ¤	34N3D400F	1,0	2,23	400	100	300		223	539	2,43	1,0	A2 Z	34N3D400F
A2 ¤	34N3D500F	1,0	2,71	500	100	300		223	539	2,95	1,0	A2 Z	34N3D500F
A2 ¤	34N3D600F	1,0	3,19	600	100	300		223	539	3,48	1,0	A2 Z	34N3D600F
A2 ¤	34N3D700K	1,5	5,51	700	100	300		223	539	5,84	1,5	A2 Z	34N3D700K
A2 ¤	34N3D800K	1,5	6,23	800	100	300		223	539	6,61	1,5	A2 Z	34N3D800K
A2 ¤	34N3D900K	1,5	6,96	900	100	300		223	539	7,38	1,5	A2 Z	34N3D900K
A2 ¤	34N3J100F	1,0	0,79	100	113	300		227	548	0,86	1,0	A2 Z	34N3J100F
A2 ¤	34N3J200F	1,0	1,28	200	113	300		227	548	1,40	1,0	A2 Z	34N3J200F
A2 ¤	34N3J300F	1,0	1,77	300	113	300		227	548	1,93	1,0	A2 Z	34N3J300F
A2 ¤	34N3J400F	1,0	2,26	400	113	300		227	548	2,47	1,0	A2 Z	34N3J400F
A2 ¤	34N3J500F	1,0	2,75	500	113	300		227	548	3,00	1,0	A2 Z	34N3J500F
A2 ¤	34N3J600F	1,0	3,24	600	113	300		227	548	3,54	1,0	A2 Z	34N3J600F
A2 ¤	34N3J700K	1,5	5,60	700	113	300		227	548	5,94	1,5	A2 Z	34N3J700K
A2 ¤	34N3J800K	1,5	6,33	800	113	300		227	548	6,72	1,5	A2 Z	34N3J800K
A2 ¤	34N3J900K	1,5	7,07	900	113	300		227	548	7,50	1,5	A2 Z	34N3J900K

¤ Scegli il materiale/ *Choose the material*

BULLONATA R 300
BOLTED

CZ 2

STANDARD					
S	Zincato Sendzimir *Pre-galvanized Sendzimir*	I	Acciaio Inox AISI 304 *AISI 304 Stainless steel*	Y	Acciaio Inox AISI 316L *AISI 316L Stainless steel*
Z	Zincato a caldo dopo lavorazione *Hot-dip galvanized after manufacture*	J	AISI 304 Decontaminato *AISI 304 Decontamined*	N	AISI 316L Decontaminato *AISI 316L Decontamined*

VARIANT		
V	Sendzimir con Verniciatura RAL 5012 *Sendzimir with RAL 5012 Painted*	
W	Zinc. a c. con Verniciatura RAL 5012 *Hot-dip galv. with RAL 5012 Painted*	

CURVA IN DISCESA A 30° BULLONATA R=300 *Bolted 30° vertical outside bend*

35B S I Y Z

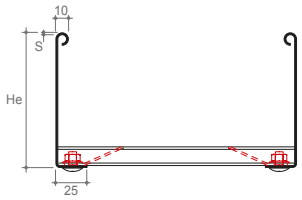

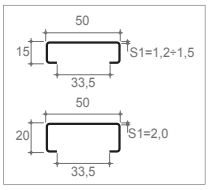

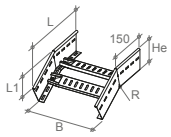

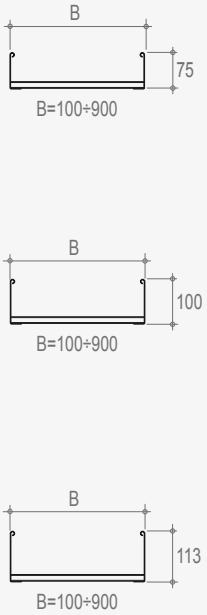

S I Y Codice/ Code	S mm	⚠ kg/pz	B mm	He mm	R mm	S1 mm	L mm	L1 mm	⚠ kg/pz	S mm	Z Codice/ Code
A2 ¤ 35B3C100KK	1,5	1,50	100	75	300	1,5	190	467	1,59	1,5	A2 Z 35B3C100KK
A2 ¤ 35B3C200KK	1,5	1,68	200	75	300	1,5	190	467	1,78	1,5	A2 Z 35B3C200KK
A2 ¤ 35B3C300KK	1,5	1,86	300	75	300	1,5	190	467	1,97	1,5	A2 Z 35B3C300KK
A2 ¤ 35B3C400KK	1,5	2,04	400	75	300	1,5	190	467	2,16	1,5	A2 Z 35B3C400KK
A2 ¤ 35B3C500KK	1,5	2,22	500	75	300	1,5	190	467	2,35	1,5	A2 Z 35B3C500KK
A2 ¤ 35B3C600KK	1,5	2,39	600	75	300	1,5	190	467	2,54	1,5	A2 Z 35B3C600KK
A2 ¤ 35B3C700MM	2,0	3,64	700	75	300	2,0	190	467	3,80	2,0	A2 Z 35B3C700MM
A2 ¤ 35B3C800MM	2,0	3,91	800	75	300	2,0	190	467	4,09	2,0	A2 Z 35B3C800MM
A2 ¤ 35B3C900MM	2,0	4,18	900	75	300	2,0	190	467	4,37	2,0	A2 Z 35B3C900MM
A2 ¤ 35B3D100KK	1,5	1,81	100	100	300	1,5	215	480	1,92	1,5	A2 Z 35B3D100KK
A2 ¤ 35B3D200KK	1,5	1,99	200	100	300	1,5	215	480	2,11	1,5	A2 Z 35B3D200KK
A2 ¤ 35B3D300KK	1,5	2,17	300	100	300	1,5	215	480	2,30	1,5	A2 Z 35B3D300KK
A2 ¤ 35B3D400KK	1,5	2,35	400	100	300	1,5	215	480	2,49	1,5	A2 Z 35B3D400KK
A2 ¤ 35B3D500KK	1,5	2,53	500	100	300	1,5	215	480	2,68	1,5	A2 Z 35B3D500KK
A2 ¤ 35B3D600KK	1,5	2,70	600	100	300	1,5	215	480	2,87	1,5	A2 Z 35B3D600KK
A2 ¤ 35B3D700MM	2,0	4,05	700	100	300	2,0	215	480	4,24	2,0	A2 Z 35B3D700MM
A2 ¤ 35B3D800MM	2,0	4,32	800	100	300	2,0	215	480	4,52	2,0	A2 Z 35B3D800MM
A2 ¤ 35B3D900MM	2,0	4,59	900	100	300	2,0	215	480	4,80	2,0	A2 Z 35B3D900MM
A2 ¤ 35B3J100KK	1,5	1,97	100	113	300	1,5	228	486	2,08	1,5	A2 Z 35B3J100KK
A2 ¤ 35B3J200KK	1,5	2,14	200	113	300	1,5	228	486	2,27	1,5	A2 Z 35B3J200KK
A2 ¤ 35B3J300KK	1,5	2,32	300	113	300	1,5	228	486	2,46	1,5	A2 Z 35B3J300KK
A2 ¤ 35B3J400KK	1,5	2,50	400	113	300	1,5	228	486	2,65	1,5	A2 Z 35B3J400KK
A2 ¤ 35B3J500KK	1,5	2,68	500	113	300	1,5	228	486	2,84	1,5	A2 Z 35B3J500KK
A2 ¤ 35B3J600KK	1,5	2,86	600	113	300	1,5	228	486	3,03	1,5	A2 Z 35B3J600KK
A2 ¤ 35B3J700MM	2,0	4,26	700	113	300	2,0	228	486	4,45	2,0	A2 Z 35B3J700MM
A2 ¤ 35B3J800MM	2,0	4,53	800	113	300	2,0	228	486	4,73	2,0	A2 Z 35B3J800MM
A2 ¤ 35B3J900MM	2,0	4,80	900	113	300	2,0	228	486	5,01	2,0	A2 Z 35B3J900MM

¤ Scegli il materiale/ *Choose the material*

STANDARD						
	S	Zincato Sendzimir *Pre-galvanized Sendzimir*	I	Acciaio Inox AISI 304 *AISI 304 Stainless steel*	Y	Acciaio Inox AISI 316L *AISI 316L Stainless steel*
	Z	Zincato a caldo dopo lavorazione *Hot-dip galvanized after manufacture*	J	AISI 304 Decontaminato *AISI 304 Decontamined*	N	AISI 316L Decontaminato *AISI 316L Decontamined*

VARIANT		
	V	Sendzimir con Verniciatura RAL 5012 *Sendzimir with RAL 5012 Painted*
	W	Zinc. a c. con Verniciatura RAL 5012 *Hot-dip galv. with RAL 5012 Painted*

COPERCHIO *Cover*

35 S I Y Z

35N Versione normale
Normal version

35Q Versione autobloccante
Self-locking version

He= altezza nominale passerella
He= cable tray nominal height

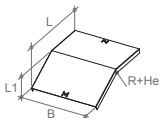

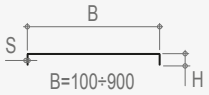

S I Y Codice/ Code	S mm	Δ kg/pz	B mm	He mm	R mm		L mm	L1 mm	Δ kg/pz	S mm	Z Codice/ Code
A2 ¤ 35N3C100F	1,0	0,63	100	75	300		125	467	0,68	1,0	A2 Z 35N3C100F
A2 ¤ 35N3C200F	1,0	1,02	200	75	300		125	467	1,11	1,0	A2 Z 35N3C200F
A2 ¤ 35N3C300F	1,0	1,41	300	75	300		125	467	1,54	1,0	A2 Z 35N3C300F
A2 ¤ 35N3C400F	1,0	1,80	400	75	300		125	467	1,96	1,0	A2 Z 35N3C400F
A2 ¤ 35N3C500F	1,0	2,19	500	75	300		125	467	2,39	1,0	A2 Z 35N3C500F
A2 ¤ 35N3C600F	1,0	2,58	600	75	300		125	467	2,81	1,0	A2 Z 35N3C600F
A2 ¤ 35N3C700K	1,5	4,45	700	75	300		125	467	4,72	1,5	A2 Z 35N3C700K
A2 ¤ 35N3C800K	1,5	5,04	800	75	300		125	467	5,34	1,5	A2 Z 35N3C800K
A2 ¤ 35N3C900K	1,5	5,62	900	75	300		125	467	5,96	1,5	A2 Z 35N3C900K
A2 ¤ 35N3D100F	1,0	0,64	100	100	300		129	480	0,70	1,0	A2 Z 35N3D100F
A2 ¤ 35N3D200F	1,0	1,04	200	100	300		129	480	1,14	1,0	A2 Z 35N3D200F
A2 ¤ 35N3D300F	1,0	1,45	300	100	300		129	480	1,58	1,0	A2 Z 35N3D300F
A2 ¤ 35N3D400F	1,0	1,85	400	100	300		129	480	2,01	1,0	A2 Z 35N3D400F
A2 ¤ 35N3D500F	1,0	2,25	500	100	300		129	480	2,45	1,0	A2 Z 35N3D500F
A2 ¤ 35N3D600F	1,0	2,65	600	100	300		129	480	2,89	1,0	A2 Z 35N3D600F
A2 ¤ 35N3D700K	1,5	4,57	700	100	300		129	480	4,85	1,5	A2 Z 35N3D700K
A2 ¤ 35N3D800K	1,5	5,17	800	100	300		129	480	5,48	1,5	A2 Z 35N3D800K
A2 ¤ 35N3D900K	1,5	5,77	900	100	300		129	480	6,12	1,5	A2 Z 35N3D900K
A2 ¤ 35N3J100F	1,0	0,65	100	113	300		130	486	0,71	1,0	A2 Z 35N3J100F
A2 ¤ 35N3J200F	1,0	1,06	200	113	300		130	486	1,15	1,0	A2 Z 35N3J200F
A2 ¤ 35N3J300F	1,0	1,46	300	113	300		130	486	1,60	1,0	A2 Z 35N3J300F
A2 ¤ 35N3J400F	1,0	1,87	400	113	300		130	486	2,04	1,0	A2 Z 35N3J400F
A2 ¤ 35N3J500F	1,0	2,27	500	113	300		130	486	2,48	1,0	A2 Z 35N3J500F
A2 ¤ 35N3J600F	1,0	2,68	600	113	300		130	486	2,92	1,0	A2 Z 35N3J600F
A2 ¤ 35N3J700K	1,5	4,63	700	113	300		130	486	4,91	1,5	A2 Z 35N3J700K
A2 ¤ 35N3J800K	1,5	5,24	800	113	300		130	486	5,55	1,5	A2 Z 35N3J800K
A2 ¤ 35N3J900K	1,5	5,84	900	113	300		130	486	6,20	1,5	A2 Z 35N3J900K

¤ Scegli il materiale/ *Choose the material*

BULLONATA R 300
BOLTED

CZ 2

STANDARD						
S	Zincato Sendzimir *Pre-galvanized Sendzimir*	I	Acciaio Inox AISI 304 *AISI 304 Stainless steel*	Y	Acciaio Inox AISI 316L *AISI 316L Stainless steel*
Z	Zincato a caldo dopo lavorazione *Hot-dip galvanized after manufacture*	J	AISI 304 Decontaminato *AISI 304 Decontamined*	N	AISI 316L Decontaminato *AISI 316L Decontamined*

VARIANT	
V	Sendzimir con Verniciatura RAL 5012 *Sendzimir with RAL 5012 Painted*
W	Zinc. a c. con Verniciatura RAL 5012 *Hot-dip galv. with RAL 5012 Painted*

CURVA PIANA A 90° BULLONATA R=500 *Bolted 90° horizontal bend*

10B S I Y Z

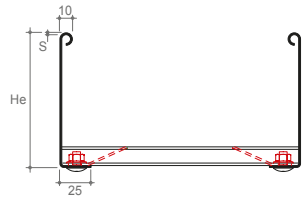

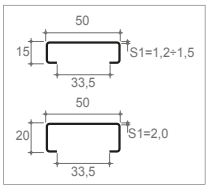

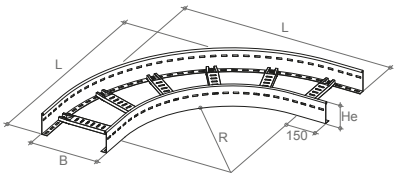

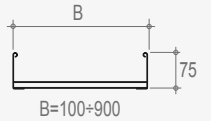

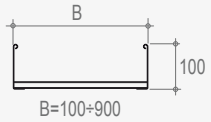

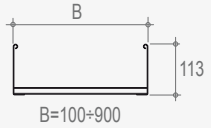

S I Y Codice/ Code	S mm	A kg/pz	B mm	He mm	R mm	S1 mm	L mm	A kg/pz	S mm	Z Codice/ Code
A2 ¤ 10B5C100KK	1,5	3,30	100	75	500	1,5	750	3,50	1,5	A2 Z 10B5C100KK
A2 ¤ 10B5C200KK	1,5	4,05	200	75	500	1,5	850	4,30	1,5	A2 Z 10B5C200KK
A2 ¤ 10B5C300KK	1,5	4,69	300	75	500	1,5	950	4,97	1,5	A2 Z 10B5C300KK
A2 ¤ 10B5C400KK	1,5	5,33	400	75	500	1,5	1050	5,65	1,5	A2 Z 10B5C400KK
A2 ¤ 10B5C500KK	1,5	6,44	500	75	500	1,5	1150	6,83	1,5	A2 Z 10B5C500KK
A2 ¤ 10B5C600KK	1,5	7,17	600	75	500	1,5	1250	7,60	1,5	A2 Z 10B5C600KK
A2 ¤ 10B5C700MM	2,0	12,08	700	75	500	2,0	1350	12,63	2,0	A2 Z 10B5C700MM
A2 ¤ 10B5C800MM	2,0	13,28	800	75	500	2,0	1450	13,88	2,0	A2 Z 10B5C800MM
A2 ¤ 10B5C900MM	2,0	15,70	900	75	500	2,0	1550	16,41	2,0	A2 Z 10B5C900MM
A2 ¤ 10B5D100KK	1,5	3,99	100	100	500	1,5	750	4,23	1,5	A2 Z 10B5D100KK
A2 ¤ 10B5D200KK	1,5	4,78	200	100	500	1,5	850	5,07	1,5	A2 Z 10B5D200KK
A2 ¤ 10B5D300KK	1,5	5,47	300	100	500	1,5	950	5,80	1,5	A2 Z 10B5D300KK
A2 ¤ 10B5D400KK	1,5	6,16	400	100	500	1,5	1050	6,53	1,5	A2 Z 10B5D400KK
A2 ¤ 10B5D500KK	1,5	7,31	500	100	500	1,5	1150	7,75	1,5	A2 Z 10B5D500KK
A2 ¤ 10B5D600KK	1,5	8,09	600	100	500	1,5	1250	8,57	1,5	A2 Z 10B5D600KK
A2 ¤ 10B5D700MM	2,0	13,37	700	100	500	2,0	1350	13,97	2,0	A2 Z 10B5D700MM
A2 ¤ 10B5D800MM	2,0	14,63	800	100	500	2,0	1450	15,29	2,0	A2 Z 10B5D800MM
A2 ¤ 10B5D900MM	2,0	17,11	900	100	500	2,0	1550	17,88	2,0	A2 Z 10B5D900MM
A2 ¤ 10B5J100KK	1,5	4,33	100	113	500	1,5	750	4,59	1,5	A2 Z 10B5J100KK
A2 ¤ 10B5J200KK	1,5	5,15	200	113	500	1,5	850	5,46	1,5	A2 Z 10B5J200KK
A2 ¤ 10B5J300KK	1,5	5,86	300	113	500	1,5	950	6,21	1,5	A2 Z 10B5J300KK
A2 ¤ 10B5J400KK	1,5	6,57	400	113	500	1,5	1050	6,96	1,5	A2 Z 10B5J400KK
A2 ¤ 10B5J500KK	1,5	7,74	500	113	500	1,5	1150	8,21	1,5	A2 Z 10B5J500KK
A2 ¤ 10B5J600KK	1,5	8,54	600	113	500	1,5	1250	9,06	1,5	A2 Z 10B5J600KK
A2 ¤ 10B5J700MM	2,0	14,01	700	113	500	2,0	1350	14,64	2,0	A2 Z 10B5J700MM
A2 ¤ 10B5J800MM	2,0	15,30	800	113	500	2,0	1450	15,99	2,0	A2 Z 10B5J800MM
A2 ¤ 10B5J900MM	2,0	17,81	900	113	500	2,0	1550	18,62	2,0	A2 Z 10B5J900MM

¤ Scegli il materiale/ *Choose the material*

BULLONATA BOLTED R 500

CZ 2

COPERCHIO *Cover*

10 S I Y Z

10N Versione normale *Normal version*

10Q Versione autobloccante *Self-locking version*

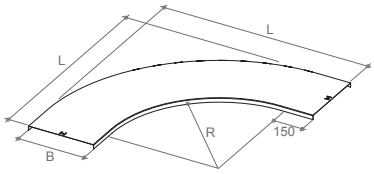

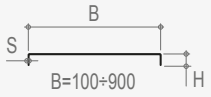

S I Y Codice/ Code	S mm	A kg/pz	B mm	H mm	R mm	L mm	A kg/pz	S mm	Z Codice/ Code
A2 ¤ 10N5R100F	1,0	1,46	100	15	500	750	1,59	1,0	A2 Z 10N5R100F
A2 ¤ 10N5R200F	1,0	2,54	200	15	500	850	2,77	1,0	A2 Z 10N5R200F
A2 ¤ 10N5R300F	1,0	3,73	300	15	500	950	4,07	1,0	A2 Z 10N5R300F
A2 ¤ 10N5R400F	1,0	5,05	400	15	500	1050	5,51	1,0	A2 Z 10N5R400F
A2 ¤ 10N5R500F	1,0	6,50	500	15	500	1150	7,09	1,0	A2 Z 10N5R500F
A2 ¤ 10N5R600F	1,0	8,06	600	15	500	1250	8,79	1,0	A2 Z 10N5R600F
A2 ¤ 10N5R700K	1,5	14,63	700	15	500	1350	15,52	1,5	A2 Z 10N5R700K
A2 ¤ 10N5R800K	1,5	17,35	800	15	500	1450	18,40	1,5	A2 Z 10N5R800K
A2 ¤ 10N5R900K	1,5	20,26	900	15	500	1550	21,48	1,5	A2 Z 10N5R900K

¤ Scegli il materiale/ *Choose the material*

STANDARD					
S	Zincato Sendzimir *Pre-galvanized Sendzimir*	I	Acciaio Inox AISI 304 *AISI 304 Stainless steel*	Y	Acciaio Inox AISI 316L *AISI 316L Stainless steel*
Z	Zincato a caldo dopo lavorazione *Hot-dip galvanized after manufacture*	J	AISI 304 Decontaminato *AISI 304 Decontamined*	N	AISI 316L Decontaminato *AISI 316L Decontamined*

VARIANT	
V	Sendzimir con Verniciatura RAL 5012 *Sendzimir with RAL 5012 Painted*
W	Zinc. a c. con Verniciatura RAL 5012 *Hot-dip galv. with RAL 5012 Painted*

CURVA PIANA A 60° BULLONATA R=500 *Bolted 60° horizontal bend*

13B S I Y Z

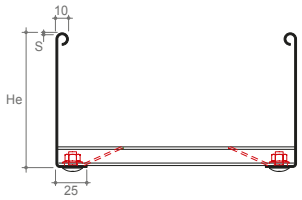

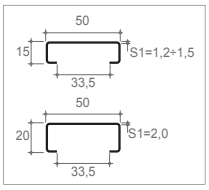

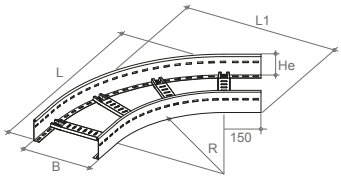

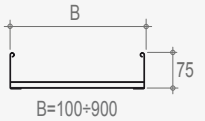

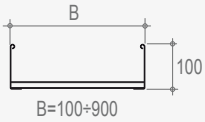

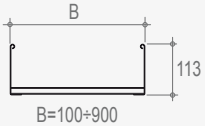

S I Y	Codice/ Code	S mm	A kg/pz	B mm	He mm	R mm	S1 mm	L mm	L1 mm	A kg/pz	S mm	Z	Codice/ Code
A2 ¤	13B5C100KK	1,5	2,48	100	75	500	1,5	747	483	2,63	1,5	A2 Z	13B5C100KK
A2 ¤	13B5C200KK	1,5	3,08	200	75	500	1,5	834	583	3,26	1,5	A2 Z	13B5C200KK
A2 ¤	13B5C300KK	1,5	3,57	300	75	500	1,5	920	683	3,78	1,5	A2 Z	13B5C300KK
A2 ¤	13B5C400KK	1,5	4,05	400	75	500	1,5	1007	783	4,30	1,5	A2 Z	13B5C400KK
A2 ¤	13B5C500KK	1,5	4,54	500	75	500	1,5	1094	883	4,81	1,5	A2 Z	13B5C500KK
A2 ¤	13B5C600KK	1,5	5,58	600	75	500	1,5	1180	983	5,92	1,5	A2 Z	13B5C600KK
A2 ¤	13B5C700MM	2,0	8,70	700	75	500	2,0	1267	1083	9,10	2,0	A2 Z	13B5C700MM
A2 ¤	13B5C800MM	2,0	9,55	800	75	500	2,0	1353	1183	9,98	2,0	A2 Z	13B5C800MM
A2 ¤	13B5C900MM	2,0	11,62	900	75	500	2,0	1440	1283	12,14	2,0	A2 Z	13B5C900MM
A2 ¤	13B5D100KK	1,5	3,00	100	100	500	1,5	747	483	3,18	1,5	A2 Z	13B5D100KK
A2 ¤	13B5D200KK	1,5	3,63	200	100	500	1,5	834	583	3,84	1,5	A2 Z	13B5D200KK
A2 ¤	13B5D300KK	1,5	4,14	300	100	500	1,5	920	683	4,39	1,5	A2 Z	13B5D300KK
A2 ¤	13B5D400KK	1,5	4,66	400	100	500	1,5	1007	783	4,94	1,5	A2 Z	13B5D400KK
A2 ¤	13B5D500KK	1,5	5,18	500	100	500	1,5	1094	883	5,49	1,5	A2 Z	13B5D500KK
A2 ¤	13B5D600KK	1,5	6,25	600	100	500	1,5	1180	983	6,63	1,5	A2 Z	13B5D600KK
A2 ¤	13B5D700MM	2,0	9,64	700	100	500	2,0	1267	1083	10,07	2,0	A2 Z	13B5D700MM
A2 ¤	13B5D800MM	2,0	10,52	800	100	500	2,0	1353	1183	11,00	2,0	A2 Z	13B5D800MM
A2 ¤	13B5D900MM	2,0	12,63	900	100	500	2,0	1440	1283	13,20	2,0	A2 Z	13B5D900MM
A2 ¤	13B5J100KK	1,5	3,26	100	113	500	1,5	747	483	3,45	1,5	A2 Z	13B5J100KK
A2 ¤	13B5J200KK	1,5	3,90	200	113	500	1,5	834	583	4,13	1,5	A2 Z	13B5J200KK
A2 ¤	13B5J300KK	1,5	4,43	300	113	500	1,5	920	683	4,70	1,5	A2 Z	13B5J300KK
A2 ¤	13B5J400KK	1,5	4,96	400	113	500	1,5	1007	783	5,26	1,5	A2 Z	13B5J400KK
A2 ¤	13B5J500KK	1,5	5,50	500	113	500	1,5	1094	883	5,83	1,5	A2 Z	13B5J500KK
A2 ¤	13B5J600KK	1,5	6,59	600	113	500	1,5	1180	983	6,98	1,5	A2 Z	13B5J600KK
A2 ¤	13B5J700MM	2,0	10,10	700	113	500	2,0	1267	1083	10,56	2,0	A2 Z	13B5J700MM
A2 ¤	13B5J800MM	2,0	11,01	800	113	500	2,0	1353	1183	11,51	2,0	A2 Z	13B5J800MM
A2 ¤	13B5J900MM	2,0	13,14	900	113	500	2,0	1440	1283	13,73	2,0	A2 Z	13B5J900MM

¤ Scegli il materiale/ *Choose the material*

BULLONATA R 500 BOLTED

CZ 2

COPERCHIO *Cover*

13 S I Y Z

13N Versione normale *Normal version*

13Q Versione autobloccante *Self-locking version*

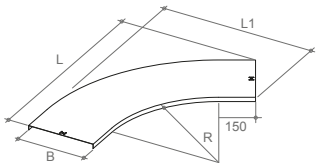

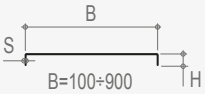

S I Y	Codice/ Code	S mm	A kg/pz	B mm	H mm	R mm		L mm	L1 mm	A kg/pz	S mm	Z	Codice/ Code
A2 ¤	13N5R100F	1,0	1,61	100	15	500		747	483	1,76	1,0	B2 Z	13N5R100F
A2 ¤	13N5R200F	1,0	2,36	200	15	500		834	583	2,57	1,0	B2 Z	13N5R200F
A2 ¤	13N5R300F	1,0	3,17	300	15	500		920	683	3,45	1,0	B2 Z	13N5R300F
A2 ¤	13N5R400F	1,0	4,03	400	15	500		1007	783	4,40	1,0	B2 Z	13N5R400F
A2 ¤	13N5R500F	1,0	4,96	500	15	500		1094	883	5,41	1,0	B2 Z	13N5R500F
A2 ¤	13N5R600F	1,0	5,94	600	15	500		1180	983	6,48	1,0	B2 Z	13N5R600F
A2 ¤	13N5R700K	1,5	10,47	700	15	500		1267	1083	11,11	1,5	B2 Z	13N5R700K
A2 ¤	13N5R800K	1,5	12,12	800	15	500		1353	1183	12,86	1,5	B2 Z	13N5R800K
A2 ¤	13N5R900K	1,5	13,86	900	15	500		1440	1283	14,70	1,5	B2 Z	13N5R900K

¤ Scegli il materiale/ *Choose the material*

STANDARD						
S	Zincato Sendzimir *Pre-galvanized Sendzimir*	I	Acciaio Inox AISI 304 *AISI 304 Stainless steel*	Y	Acciaio Inox AISI 316L *AISI 316L Stainless steel*
Z	Zincato a caldo dopo lavorazione *Hot-dip galvanized after manufacture*	J	AISI 304 Decontaminato *AISI 304 Decontamined*	N	AISI 316L Decontaminato *AISI 316L Decontamined*

VARIANT		
V	Sendzimir con Verniciatura RAL 5012 *Sendzimir with RAL 5012 Painted*	
W	Zinc. a c. con Verniciatura RAL 5012 *Hot-dip galv. with RAL 5012 Painted*	

CURVA PIANA A 45° BULLONATA R=500 *Bolted 45° horizontal bend*

11B S I Y Z

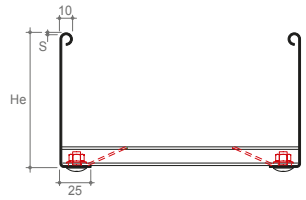

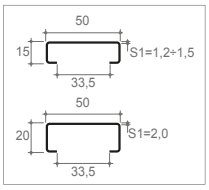

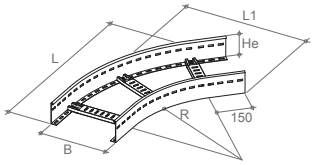

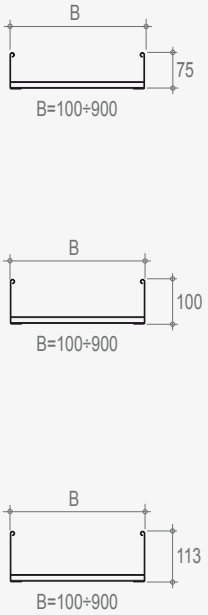

S I Y Codice/ Code	S mm	kg/pz	B mm	He mm	R mm	S1 mm	L mm	L1 mm	kg/pz	S mm	Z Codice/ Code
A2 ¤ 11B5C100KK	1,5	2,13	100	75	500	1,5	682	355	2,26	1,5	A2 Z 11B5C100KK
A2 ¤ 11B5C200KK	1,5	2,49	200	75	500	1,5	753	455	2,64	1,5	A2 Z 11B5C200KK
A2 ¤ 11B5C300KK	1,5	2,86	300	75	500	1,5	824	555	3,03	1,5	A2 Z 11B5C300KK
A2 ¤ 11B5C400KK	1,5	3,22	400	75	500	1,5	895	655	3,42	1,5	A2 Z 11B5C400KK
A2 ¤ 11B5C500KK	1,5	4,06	500	75	500	1,5	965	755	4,30	1,5	A2 Z 11B5C500KK
A2 ¤ 11B5C600KK	1,5	4,51	600	75	500	1,5	1036	855	4,78	1,5	A2 Z 11B5C600KK
A2 ¤ 11B5C700MM	2,0	7,01	700	75	500	2,0	1107	955	7,33	2,0	A2 Z 11B5C700MM
A2 ¤ 11B5C800MM	2,0	7,68	800	75	500	2,0	1177	1055	8,03	2,0	A2 Z 11B5C800MM
A2 ¤ 11B5C900MM	2,0	9,57	900	75	500	2,0	1248	1155	10,00	2,0	A2 Z 11B5C900MM
A2 ¤ 11B5D100KK	1,5	2,56	100	100	500	1,5	682	355	2,71	1,5	A2 Z 11B5D100KK
A2 ¤ 11B5D200KK	1,5	2,95	200	100	500	1,5	753	455	3,13	1,5	A2 Z 11B5D200KK
A2 ¤ 11B5D300KK	1,5	3,34	300	100	500	1,5	824	555	3,54	1,5	A2 Z 11B5D300KK
A2 ¤ 11B5D400KK	1,5	3,72	400	100	500	1,5	895	655	3,95	1,5	A2 Z 11B5D400KK
A2 ¤ 11B5D500KK	1,5	4,58	500	100	500	1,5	965	755	4,86	1,5	A2 Z 11B5D500KK
A2 ¤ 11B5D600KK	1,5	5,06	600	100	500	1,5	1036	855	5,36	1,5	A2 Z 11B5D600KK
A2 ¤ 11B5D700MM	2,0	7,77	700	100	500	2,0	1107	955	8,12	2,0	A2 Z 11B5D700MM
A2 ¤ 11B5D800MM	2,0	8,47	800	100	500	2,0	1177	1055	8,85	2,0	A2 Z 11B5D800MM
A2 ¤ 11B5D900MM	2,0	10,39	900	100	500	2,0	1248	1155	10,86	2,0	A2 Z 11B5D900MM
A2 ¤ 11B5J100KK	1,5	2,78	100	113	500	1,5	682	355	2,94	1,5	A2 Z 11B5J100KK
A2 ¤ 11B5J200KK	1,5	3,18	200	113	500	1,5	753	455	3,37	1,5	A2 Z 11B5J200KK
A2 ¤ 11B5J300KK	1,5	3,57	300	113	500	1,5	824	555	3,79	1,5	A2 Z 11B5J300KK
A2 ¤ 11B5J400KK	1,5	3,97	400	113	500	1,5	895	655	4,21	1,5	A2 Z 11B5J400KK
A2 ¤ 11B5J500KK	1,5	4,84	500	113	500	1,5	965	755	5,13	1,5	A2 Z 11B5J500KK
A2 ¤ 11B5J600KK	1,5	5,33	600	113	500	1,5	1036	855	5,65	1,5	A2 Z 11B5J600KK
A2 ¤ 11B5J700MM	2,0	8,15	700	113	500	2,0	1107	955	8,52	2,0	A2 Z 11B5J700MM
A2 ¤ 11B5J800MM	2,0	8,86	800	113	500	2,0	1177	1055	9,27	2,0	A2 Z 11B5J800MM
A2 ¤ 11B5J900MM	2,0	10,80	900	113	500	2,0	1248	1155	10,80	2,0	A2 Z 11B5J900MM

¤ Scegli il materiale/ *Choose the material*

BULLONATA BOLTED R 500

CZ 2

COPERCHIO *Cover*

11 S I Y Z

11N Versione normale *Normal version*

11Q Versione autobloccante *Self-locking version*

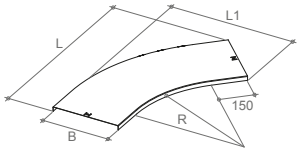

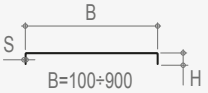

S I Y Codice/ Code	S mm	kg/pz	B mm	H mm	R mm	L mm	L1 mm	kg/pz	S mm	Z Codice/ Code
A2 ¤ 11N5R100F	1,0	1,25	100	15	500	682	355	1,36	1,0	A2 Z 11N5R100F
A2 ¤ 11N5R200F	1,0	1,89	200	15	500	753	455	2,06	1,0	A2 Z 11N5R200F
A2 ¤ 11N5R300F	1,0	2,57	300	15	500	824	555	2,81	1,0	A2 Z 11N5R300F
A2 ¤ 11N5R400F	1,0	3,31	400	15	500	895	655	3,61	1,0	A2 Z 11N5R400F
A2 ¤ 11N5R500F	1,0	4,10	500	15	500	965	755	4,47	1,0	A2 Z 11N5R500F
A2 ¤ 11N5R600F	1,0	4,94	600	15	500	1036	855	5,39	1,0	A2 Z 11N5R600F
A2 ¤ 11N5R700K	1,5	8,75	700	15	500	1107	955	9,28	1,5	A2 Z 11N5R700K
A2 ¤ 11N5R800K	1,5	10,16	800	15	500	1177	1055	10,78	1,5	A2 Z 11N5R800K
A2 ¤ 11N5R900K	1,5	11,65	900	15	500	1248	1155	12,36	1,5	A2 Z 11N5R900K

¤ Scegli il materiale/ *Choose the material*

STANDARD						
	S	Zincato Sendzimir *Pre-galvanized Sendzimir*	I	Acciaio Inox AISI 304 *AISI 304 Stainless steel*	Y	Acciaio Inox AISI 316L *AISI 316L Stainless steel*
	Z	Zincato a caldo dopo lavorazione *Hot-dip galvanized after manufacture*	J	AISI 304 Decontaminato *AISI 304 Decontamined*	N	AISI 316L Decontaminato *AISI 316L Decontamined*

VARIANT		
	V	Sendzimir con Verniciatura RAL 5012 *Sendzimir with RAL 5012 Painted*
	W	Zinc. a c. con Verniciatura RAL 5012 *Hot-dip galv. with RAL 5012 Painted*

CURVA PIANA A 30° BULLONATA R=500 *Bolted 30° horizontal bend*

12B S I Y Z

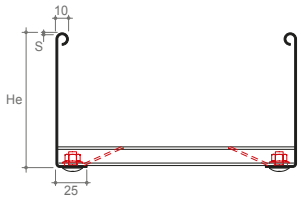

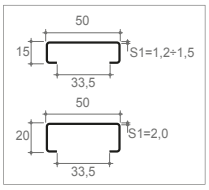

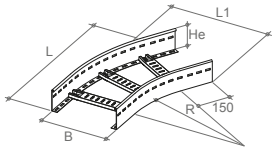

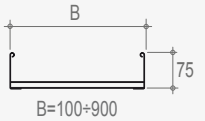

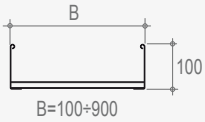

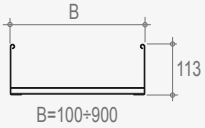

S I Y	Codice/ Code	S mm	kg/pz	B mm	He mm	R mm	S1 mm	L mm	L1 mm	kg/pz	S mm	Z	Codice/ Code
A2 ¤	12B5C100KK	1,5	1,67	100	75	500	1,5	581	245	1,77	1,5	A2 Z	12B5C100KK
A2 ¤	12B5C200KK	1,5	2,11	200	75	500	1,5	631	345	2,23	1,5	A2 Z	12B5C200KK
A2 ¤	12B5C300KK	1,5	2,44	300	75	500	1,5	681	445	2,59	1,5	A2 Z	12B5C300KK
A2 ¤	12B5C400KK	1,5	2,77	400	75	500	1,5	731	545	2,94	1,5	A2 Z	12B5C400KK
A2 ¤	12B5C500KK	1,5	3,11	500	75	500	1,5	781	645	3,29	1,5	A2 Z	12B5C500KK
A2 ¤	12B5C600KK	1,5	3,44	600	75	500	1,5	831	745	3,65	1,5	A2 Z	12B5C600KK
A2 ¤	12B5C700MM	2,0	5,32	700	75	500	2,0	881	845	5,56	2,0	A2 Z	12B5C700MM
A2 ¤	12B5C800MM	2,0	5,81	800	75	500	2,0	931	945	6,08	2,0	A2 Z	12B5C800MM
A2 ¤	12B5C900MM	2,0	7,53	900	75	500	2,0	981	1045	7,87	2,0	A2 Z	12B5C900MM
A2 ¤	12B5D100KK	1,5	2,01	100	100	500	1,5	581	245	2,13	1,5	A2 Z	12B5D100KK
A2 ¤	12B5D200KK	1,5	2,47	200	100	500	1,5	631	345	2,62	1,5	A2 Z	12B5D200KK
A2 ¤	12B5D300KK	1,5	2,82	300	100	500	1,5	681	445	2,99	1,5	A2 Z	12B5D300KK
A2 ¤	12B5D400KK	1,5	3,17	400	100	500	1,5	731	545	3,36	1,5	A2 Z	12B5D400KK
A2 ¤	12B5D500KK	1,5	3,51	500	100	500	1,5	781	645	3,73	1,5	A2 Z	12B5D500KK
A2 ¤	12B5D600KK	1,5	3,86	600	100	500	1,5	831	745	4,09	1,5	A2 Z	12B5D600KK
A2 ¤	12B5D700MM	2,0	5,91	700	100	500	2,0	831	845	6,18	2,0	A2 Z	12B5D700MM
A2 ¤	12B5D800MM	2,0	6,42	800	100	500	2,0	931	945	6,71	2,0	A2 Z	12B5D800MM
A2 ¤	12B5D900MM	2,0	8,15	900	100	500	2,0	981	1045	8,52	2,0	A2 Z	12B5D900MM
A2 ¤	12B5J100KK	1,5	2,18	100	113	500	1,5	581	245	2,32	1,5	A2 Z	12B5J100KK
A2 ¤	12B5J200KK	1,5	2,65	200	113	500	1,5	631	345	2,81	1,5	A2 Z	12B5J200KK
A2 ¤	12B5J300KK	1,5	3,01	300	113	500	1,5	681	445	3,19	1,5	A2 Z	12B5J300KK
A2 ¤	12B5J400KK	1,5	3,36	400	113	500	1,5	731	545	3,56	1,5	A2 Z	12B5J400KK
A2 ¤	12B5J500KK	1,5	3,72	500	113	500	1,5	781	645	3,94	1,5	A2 Z	12B5J500KK
A2 ¤	12B5J600KK	1,5	4,07	600	113	500	1,5	831	745	4,32	1,5	A2 Z	12B5J600KK
A2 ¤	12B5J700MM	2,0	6,20	700	113	500	2,0	881	845	6,48	2,0	A2 Z	12B5J700MM
A2 ¤	12B5J800MM	2,0	6,72	800	113	500	2,0	931	945	7,02	2,0	A2 Z	12B5J800MM
A2 ¤	12B5J900MM	2,0	8,47	900	113	500	2,0	981	1045	8,85	2,0	A2 Z	12B5J900MM

¤ Scegli il materiale/ *Choose the material*

BULLONATA R 500
BOLTED

CZ 2

COPERCHIO *Cover*

12 S I Y Z

12N Versione normale *Normal version*

12Q Versione autobloccante *Self-locking version*

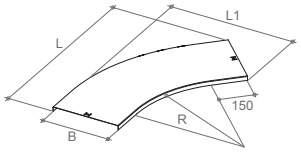

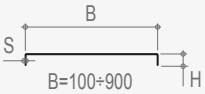

S I Y	Codice/ Code	S mm	kg/pz	B mm	H mm	R mm		L mm	L1 mm	kg/pz	S mm	Z	Codice/ Code
A2 ¤	12N5R100F	1,0	0,92	100	15	500		581	245	1,00	1,0	A2 Z	12N5R100F
A2 ¤	12N5R200F	1,0	1,43	200	15	500		631	345	1,56	1,0	A2 Z	12N5R200F
A2 ¤	12N5R300F	1,0	1,97	300	15	500		681	445	2,15	1,0	A2 Z	12N5R300F
A2 ¤	12N5R400F	1,0	2,56	400	15	500		731	545	2,79	1,0	A2 Z	12N5R400F
A2 ¤	12N5R500F	1,0	3,18	500	15	500		781	645	3,47	1,0	A2 Z	12N5R500F
A2 ¤	12N5R600F	1,0	3,84	600	15	500		831	745	4,19	1,0	A2 Z	12N5R600F
A2 ¤	12N5R700K	1,5	6,81	700	15	500		881	845	7,22	1,5	A2 Z	12N5R700K
A2 ¤	12N5R800K	1,5	7,92	800	15	500		931	945	8,40	1,5	A2 Z	12N5R800K
A2 ¤	12N5R900K	1,5	9,08	900	15	500		981	1045	9,63	1,5	A2 Z	12N5R900K

¤ Scegli il materiale/ *Choose the material*

STANDARD						
S	Zincato Sendzimir *Pre-galvanized Sendzimir*	I	Acciaio Inox AISI 304 *AISI 304 Stainless steel*	Y	Acciaio Inox AISI 316L *AISI 316L Stainless steel*
Z	Zincato a caldo dopo lavorazione *Hot-dip galvanized after manufacture*	J	AISI 304 Decontaminato *AISI 304 Decontamined*	N	AISI 316L Decontaminato *AISI 316L Decontamined*

VARIANT		
V	Sendzimir con Verniciatura RAL 5012 *Sendzimir with RAL 5012 Painted*
W	Zinc. a c. con Verniciatura RAL 5012 *Hot-dip galv. with RAL 5012 Painted*

DERIVAZIONE PIANA A "T" BULLONATA R=500 *Bolted "T" derivation*

15B S I Y Z

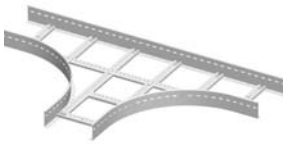

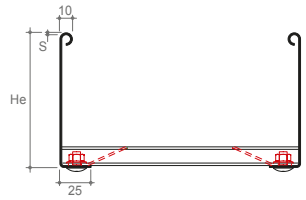

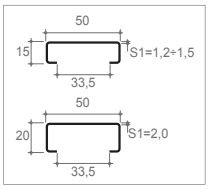

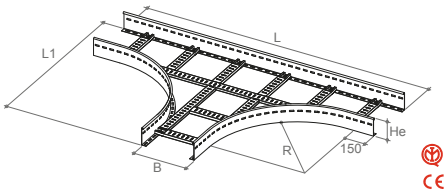

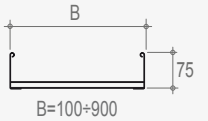

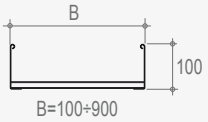

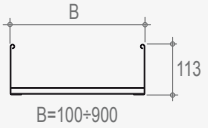

S I Y	Codice/ Code	S mm	A kg/pz	B mm	He mm	R mm	S1 mm	L mm	L1 mm	A kg/pz	S mm	Z	Codice/ Code
A2 ¤	15B5C100KK	1,5	6,16	100	75	500	1,5	1400	750	6,53	1,5	A2 Z	15B5C100KK
A2 ¤	15B5C200KK	1,5	7,00	200	75	500	1,5	1500	850	7,42	1,5	A2 Z	15B5C200KK
A2 ¤	15B5C300KK	1,5	9,06	300	75	500	1,5	1600	950	9,61	1,5	A2 Z	15B5C300KK
A2 ¤	15B5C400KK	1,5	9,99	400	75	500	1,5	1700	1050	10,59	1,5	A2 Z	15B5C400KK
A2 ¤	15B5C500KK	1,5	10,92	500	75	500	1,5	1800	1150	11,57	1,5	A2 Z	15B5C500KK
A2 ¤	15B5C600KK	1,5	12,40	600	75	500	1,5	1900	1250	13,15	1,5	A2 Z	15B5C600KK
A2 ¤	15B5C700MM	2,0	19,16	700	75	500	2,0	2000	1350	20,03	2,0	A2 Z	15B5C700MM
A2 ¤	15B5C800MM	2,0	20,67	800	75	500	2,0	2100	1450	21,60	2,0	A2 Z	15B5C800MM
A2 ¤	15B5C900MM	2,0	23,40	900	75	500	2,0	2200	1550	24,46	2,0	A2 Z	15B5C900MM
A2 ¤	15B5D100KK	1,5	7,21	100	100	500	1,5	1400	750	7,65	1,5	A2 Z	15B5D100KK
A2 ¤	15B5D200KK	1,5	8,08	200	100	500	1,5	1500	850	8,57	1,5	A2 Z	15B5D200KK
A2 ¤	15B5D300KK	1,5	10,17	300	100	500	1,5	1600	950	10,78	1,5	A2 Z	15B5D300KK
A2 ¤	15B5D400KK	1,5	11,13	400	100	500	1,5	1700	1050	11,80	1,5	A2 Z	15B5D400KK
A2 ¤	15B5D500KK	1,5	12,08	500	100	500	1,5	1800	1150	12,81	1,5	A2 Z	15B5D500KK
A2 ¤	15B5D600KK	1,5	13,60	600	100	500	1,5	1900	1250	14,42	1,5	A2 Z	15B5D600KK
A2 ¤	15B5D700MM	2,0	20,80	700	100	500	2,0	2000	1350	21,74	2,0	A2 Z	15B5D700MM
A2 ¤	15B5D800MM	2,0	22,34	800	100	500	2,0	2100	1450	23,35	2,0	A2 Z	15B5D800MM
A2 ¤	15B5D900MM	2,0	25,12	900	100	500	2,0	2200	1550	26,25	2,0	A2 Z	15B5D900MM
A2 ¤	15B5J100KK	1,5	7,74	100	113	500	1,5	1400	750	8,20	1,5	A2 Z	15B5J100KK
A2 ¤	15B5J200KK	1,5	8,62	200	113	500	1,5	1500	850	9,14	1,5	A2 Z	15B5J200KK
A2 ¤	15B5J300KK	1,5	10,72	300	113	500	1,5	1600	950	11,37	1,5	A2 Z	15B5J300KK
A2 ¤	15B5J400KK	1,5	11,70	400	113	500	1,5	1700	1050	12,40	1,5	A2 Z	15B5J400KK
A2 ¤	15B5J500KK	1,5	12,67	500	113	500	1,5	1800	1150	13,43	1,5	A2 Z	15B5J500KK
A2 ¤	15B5J600KK	1,5	14,20	600	113	500	1,5	1900	1250	15,05	1,5	A2 Z	15B5J600KK
A2 ¤	15B5J700MM	2,0	21,62	700	113	500	2,0	2000	1350	22,59	2,0	A2 Z	15B5J700MM
A2 ¤	15B5J800MM	2,0	23,18	800	113	500	2,0	2100	1450	24,23	2,0	A2 Z	15B5J800MM
A2 ¤	15B5J900MM	2,0	25,97	900	113	500	2,0	2200	1550	27,15	2,0	A2 Z	15B5J900MM

¤ Scegli il materiale/ *Choose the material*

COPERCHIO *Cover*

15 S I Y Z

15N Versione normale *Normal version*

15Q Versione autobloccante *Self-locking version*

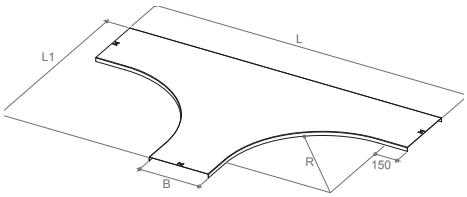



S I Y	Codice/ Code	S mm	A kg/pz	B mm	H mm	R mm		L mm	L1 mm	A kg/pz	S mm	Z	Codice/ Code
A2 ¤	15N5R100F	1,0	3,20	100	15	500		1400	750	3,49	1,0	A2 Z	15N5R100F
A2 ¤	15N5R200F	1,0	4,99	200	15	500		1500	850	5,44	1,0	A2 Z	15N5R200F
A2 ¤	15N5R300F	1,0	6,93	300	15	500		1600	950	7,55	1,0	A2 Z	15N5R300F
A2 ¤	15N5R400F	1,0	9,02	400	15	500		1700	1050	9,84	1,0	A2 Z	15N5R400F
A2 ¤	15N5R500F	1,0	11,28	500	15	500		1800	1150	12,30	1,0	A2 Z	15N5R500F
A2 ¤	15N5R600F	1,0	13,69	600	15	500		1900	1250	14,93	1,0	A2 Z	15N5R600F
A2 ¤	15N5R700K	1,5	24,39	700	15	500		2000	1350	25,86	1,5	A2 Z	15N5R700K
A2 ¤	15N5R800K	1,5	28,48	800	15	500		2100	1450	30,19	1,5	A2 Z	15N5R800K
A2 ¤	15N5R900K	1,5	32,80	900	15	500		2200	1550	34,78	1,5	A2 Z	15N5R900K

¤ Scegli il materiale/ *Choose the material*

STANDARD					
S	Zincato Sendzimir *Pre-galvanized Sendzimir*	I	Acciaio Inox AISI 304 *AISI 304 Stainless steel*	Y	Acciaio Inox AISI 316L *AISI 316L Stainless steel*
Z	Zincato a caldo dopo lavorazione *Hot-dip galvanized after manufacture*	J	AISI 304 Decontaminato *AISI 304 Decontamined*	N	AISI 316L Decontaminato *AISI 316L Decontamined*

VARIANT		
V	Sendzimir con Verniciatura RAL 5012 *Sendzimir with RAL 5012 Painted*	
W	Zinc. a c. con Verniciatura RAL 5012 *Hot-dip galv. with RAL 5012 Painted*	

DERIVAZIONE PIANA A "T" A VIE DISUGUALI BULLONATA R=500 *Bolted unequal "T" derivation*

16B S I Y Z

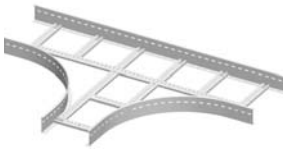

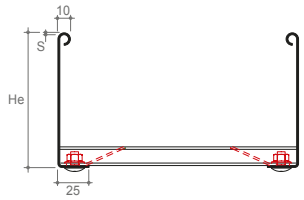

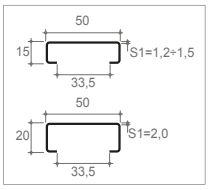

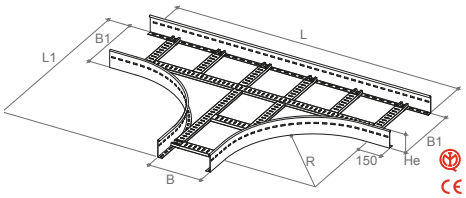

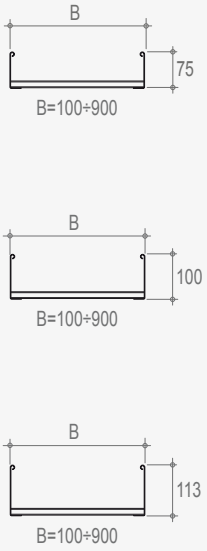

S I Y Codice/ Code	S mm	Δ kg/pz	B / B1 mm	He mm	R mm	S1 mm	L mm	L1 mm	Δ kg/pz	S mm	Z Codice/ Code
A2 ¤ 16B5C100KK22	1,5	6,61	100/200	75	500	1,5	1400	850	7,21	1,5	A2 Z 16B5C100KK22
A2 ¤ 16B5C200KK33	1,5	8,40	200/300	75	500	1,5	1500	950	9,06	1,5	A2 Z 16B5C200KK33
A2 ¤ 16B5C300KK44	1,5	9,60	300/400	75	500	1,5	1600	1050	10,34	1,5	A2 Z 16B5C300KK44
A2 ¤ 16B5C400KK55	1,5	10,52	400/500	75	500	1,5	1700	1150	11,34	1,5	A2 Z 16B5C400KK55
A2 ¤ 16B5C500KK66	1,5	11,47	500/600	75	500	1,5	1800	1250	12,33	1,5	A2 Z 16B5C500KK66
A2 ¤ 16B5C600MM77	2,0	18,89	600/700	75	500	2,0	1900	1350	19,75	2,0	A2 Z 16B5C600MM77
A2 ¤ 16B5C700MM88	2,0	20,41	700/800	75	500	2,0	2000	1450	21,33	2,0	A2 Z 16B5C700MM88
A2 ¤ 16B5C800MM99	2,0	21,93	800/900	75	500	2,0	2100	1550	22,92	2,0	A2 Z 16B5C800MM99
A2 ¤ 16B5D100KK22	1,5	7,66	100/200	100	500	1,5	1400	850	8,33	1,5	A2 Z 16B5D100KK22
A2 ¤ 16B5D200KK33	1,5	9,48	200/300	100	500	1,5	1500	950	10,21	1,5	A2 Z 16B5D200KK33
A2 ¤ 16B5D300KK44	1,5	10,71	300/400	100	500	1,5	1600	1050	11,52	1,5	A2 Z 16B5D300KK44
A2 ¤ 16B5D400KK55	1,5	11,66	400/500	100	500	1,5	1700	1150	12,55	1,5	A2 Z 16B5D400KK55
A2 ¤ 16B5D500KK66	1,5	12,64	500/600	100	500	1,5	1800	1250	13,57	1,5	A2 Z 16B5D500KK66
A2 ¤ 16B5D600MM77	2,0	20,49	600/700	100	500	2,0	1900	1350	21,42	2,0	A2 Z 16B5D600MM77
A2 ¤ 16B5D700MM88	2,0	22,05	700/800	100	500	2,0	2000	1450	23,04	2,0	A2 Z 16B5D700MM88
A2 ¤ 16B5D800MM99	2,0	23,61	800/900	100	500	2,0	2100	1550	24,67	2,0	A2 Z 16B5D800MM99
A2 ¤ 16B5J100KK22	1,5	8,19	100/200	113	500	1,5	1400	850	8,88	1,5	A2 Z 16B5J100KK22
A2 ¤ 16B5J200KK33	1,5	10,02	200/300	113	500	1,5	1500	950	10,78	1,5	A2 Z 16B5J200KK33
A2 ¤ 16B5J300KK44	1,5	11,26	300/400	113	500	1,5	1600	1050	12,11	1,5	A2 Z 16B5J300KK44
A2 ¤ 16B5J400KK55	1,5	12,23	400/500	113	500	1,5	1700	1150	13,15	1,5	A2 Z 16B5J400KK55
A2 ¤ 16B5J500KK66	1,5	13,22	500/600	113	500	1,5	1800	1250	14,19	1,5	A2 Z 16B5J500KK66
A2 ¤ 16B5J600MM77	2,0	21,29	600/700	113	500	2,0	1900	1350	22,25	2,0	A2 Z 16B5J600MM77
A2 ¤ 16B5J700MM88	2,0	22,86	700/800	113	500	2,0	2000	1450	23,90	2,0	A2 Z 16B5J700MM88
A2 ¤ 16B5J800MM99	2,0	24,44	800/900	113	500	2,0	2100	1550	25,55	2,0	A2 Z 16B5J800MM99

¤ Scegli il materiale/ *Choose the material*

BULLONATA R 500
BOLTED

CZ 2

COPERCHIO *Cover*

16 S I Y Z

16N Versione normale *Normal version*

16Q Versione autobloccante *Self-locking version*

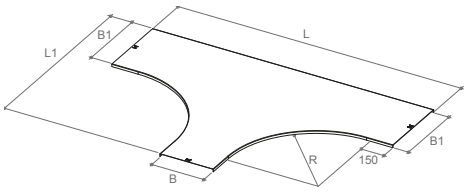

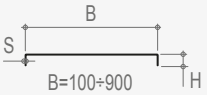

S I Y Codice/ Code	S mm	Δ kg/pz	B / B1 mm	H mm	R mm		L mm	L1 mm	Δ kg/pz	S mm	Z Codice/ Code
A2 ¤ 16N5R100F22	1,0	4,30	100/200	15	500		1400	850	4,69	1,0	A2 Z 16N5R100F22
A2 ¤ 16N5R200F33	1,0	6,16	200/300	15	500		1500	950	6,72	1,0	A2 Z 16N5R200F33
A2 ¤ 16N5R300F44	1,0	8,18	300/400	15	500		1600	1050	8,92	1,0	A2 Z 16N5R300F44
A2 ¤ 16N5R400F55	1,0	10,36	400/500	15	500		1700	1150	11,30	1,0	A2 Z 16N5R400F55
A2 ¤ 16N5R500F66	1,0	12,69	500/600	15	500		1800	1250	13,84	1,0	A2 Z 16N5R500F66
A2 ¤ 16N5R600K77	1,5	22,77	600/700	15	500		1900	1350	24,15	1,5	A2 Z 16N5R600K77
A2 ¤ 16N5R700K88	1,5	26,74	700/800	15	500		2000	1450	28,36	1,5	A2 Z 16N5R700K88
A2 ¤ 16N5R800K99	1,5	30,95	800/900	15	500		2100	1550	32,82	1,5	A2 Z 16N5R800K99

¤ Scegli il materiale/ *Choose the material*

STANDARD						
S	Zincato Sendzimir *Pre-galvanized Sendzimir*	I	Acciaio Inox AISI 304 *AISI 304 Stainless steel*	Y	Acciaio Inox AISI 316L *AISI 316L Stainless steel*
Z	Zincato a caldo dopo lavorazione *Hot-dip galvanized after manufacture*	J	AISI 304 Decontaminato *AISI 304 Decontamined*	N	AISI 316L Decontaminato *AISI 316L Decontamined*

VARIANT		
V	Sendzimir con Verniciatura RAL 5012 *Sendzimir with RAL 5012 Painted*	
W	Zinc. a c. con Verniciatura RAL 5012 *Hot-dip galv. with RAL 5012 Painted*	

DERIVAZIONE PIANA A "X" BULLONATA R=500 *Bolted "X" derivation*

17B S I Y Z



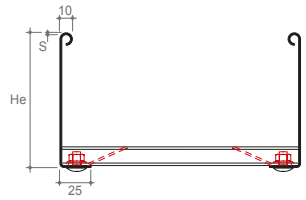

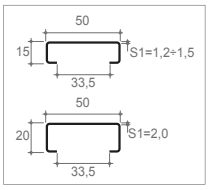

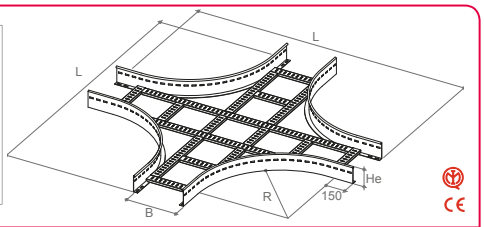

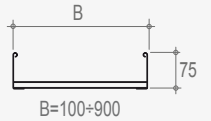

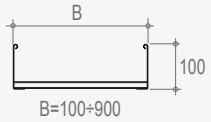

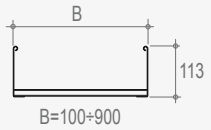

S I Y Codice/ Code	S mm	⚖ kg/pz	B mm	He mm	R mm	S1 mm	L mm	⚖ kg/pz	S mm	Z Codice/ Code
A2 ¤ 17B5C100KK	1,5	8,33	100	75	500	1,5	1400	8,83	1,5	A2 Z 17B5C100KK
A2 ¤ 17B5C200KK	1,5	9,32	200	75	500	1,5	1500	9,88	1,5	A2 Z 17B5C200KK
A2 ¤ 17B5C300KK	1,5	12,45	300	75	500	1,5	1600	13,20	1,5	A2 Z 17B5C300KK
A2 ¤ 17B5C400KK	1,5	13,53	400	75	500	1,5	1700	14,34	1,5	A2 Z 17B5C400KK
A2 ¤ 17B5C500KK	1,5	14,60	500	75	500	1,5	1800	15,48	1,5	A2 Z 17B5C500KK
A2 ¤ 17B5C600KK	1,5	16,23	600	75	500	1,5	1900	17,21	1,5	A2 Z 17B5C600KK
A2 ¤ 17B5C700MM	2,0	25,04	700	75	500	2,0	2000	26,17	2,0	A2 Z 17B5C700MM
A2 ¤ 17B5C800MM	2,0	26,79	800	75	500	2,0	2100	28,00	2,0	A2 Z 17B5C800MM
A2 ¤ 17B5C900MM	2,0	29,76	900	75	500	2,0	2200	31,10	2,0	A2 Z 17B5C900MM
A2 ¤ 17B5D100KK	1,5	9,61	100	100	500	1,5	1400	10,19	1,5	A2 Z 17B5D100KK
A2 ¤ 17B5D200KK	1,5	10,59	200	100	500	1,5	1500	11,23	1,5	A2 Z 17B5D200KK
A2 ¤ 17B5D300KK	1,5	13,73	300	100	500	1,5	1600	14,56	1,5	A2 Z 17B5D300KK
A2 ¤ 17B5D400KK	1,5	14,80	400	100	500	1,5	1700	15,70	1,5	A2 Z 17B5D400KK
A2 ¤ 17B5D500KK	1,5	15,88	500	100	500	1,5	1800	16,83	1,5	A2 Z 17B5D500KK
A2 ¤ 17B5D600KK	1,5	17,51	600	100	500	1,5	1900	18,56	1,5	A2 Z 17B5D600KK
A2 ¤ 17B5D700MM	2,0	26,75	700	100	500	2,0	2000	27,96	2,0	A2 Z 17B5D700MM
A2 ¤ 17B5D800MM	2,0	28,49	800	100	500	2,0	2100	29,78	2,0	A2 Z 17B5D800MM
A2 ¤ 17B5D900MM	2,0	31,46	900	100	500	2,0	2200	32,88	2,0	A2 Z 17B5D900MM
A2 ¤ 17B5J100KK	1,5	10,25	100	113	500	1,5	1400	10,87	1,5	A2 Z 17B5J100KK
A2 ¤ 17B5J200KK	1,5	11,23	200	113	500	1,5	1500	11,91	1,5	A2 Z 17B5J200KK
A2 ¤ 17B5J300KK	1,5	14,37	300	113	500	1,5	1600	15,24	1,5	A2 Z 17B5J300KK
A2 ¤ 17B5J400KK	1,5	15,44	400	113	500	1,5	1700	16,37	1,5	A2 Z 17B5J400KK
A2 ¤ 17B5J500KK	1,5	16,52	500	113	500	1,5	1800	17,51	1,5	A2 Z 17B5J500KK
A2 ¤ 17B5J600KK	1,5	18,15	600	113	500	1,5	1900	19,24	1,5	A2 Z 17B5J600KK
A2 ¤ 17B5J700MM	2,0	27,60	700	113	500	2,0	2000	28,85	2,0	A2 Z 17B5J700MM
A2 ¤ 17B5J800MM	2,0	29,34	800	113	500	2,0	2100	30,67	2,0	A2 Z 17B5J800MM
A2 ¤ 17B5J900MM	2,0	32,31	900	113	500	2,0	2200	33,77	2,0	A2 Z 17B5J900MM

¤ Scegli il materiale/ *Choose the material*

BULLONATA BOLTED R 500

CZ 2

COPERCHIO *Cover*

17 S I Y Z

17N Versione normale *Normal version*

17Q Versione autobloccante *Self-locking version*

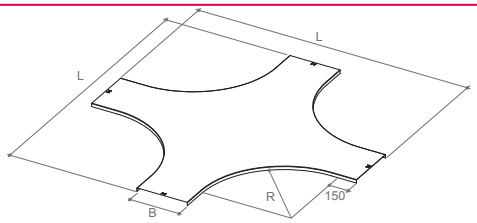

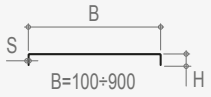

S I Y Codice/ Code	S mm	⚖ kg/pz	B mm	H mm	R mm	L mm	⚖ kg/pz	S mm	Z Codice/ Code
A2 ¤ 17N5R100F	1,0	4,82	100	15	500	1400	5,26	1,0	A2 Z 17N5R100F
A2 ¤ 17N5R200F	1,0	7,10	200	15	500	1500	7,74	1,0	A2 Z 17N5R200F
A2 ¤ 17N5R300F	1,0	9,53	300	15	500	1600	10,40	1,0	A2 Z 17N5R300F
A2 ¤ 17N5R400F	1,0	12,12	400	15	500	1700	13,22	1,0	A2 Z 17N5R400F
A2 ¤ 17N5R500F	1,0	14,87	500	15	500	1800	16,22	1,0	A2 Z 17N5R500F
A2 ¤ 17N5R600F	1,0	17,78	600	15	500	1900	19,38	1,0	A2 Z 17N5R600F
A2 ¤ 17N5R700K	1,5	31,26	700	15	500	2000	33,14	1,5	A2 Z 17N5R700K
A2 ¤ 17N5R800K	1,5	36,08	800	15	500	2100	38,26	1,5	A2 Z 17N5R800K
A2 ¤ 17N5R900K	1,5	41,15	900	15	500	2200	43,63	1,5	A2 Z 17N5R900K

¤ Scegli il materiale/ *Choose the material*

STANDARD						
S	Zincato Sendzimir *Pre-galvanized Sendzimir*	I	Acciaio Inox AISI 304 *AISI 304 Stainless steel*	Y	Acciaio Inox AISI 316L *AISI 316L Stainless steel*
Z	Zincato a caldo dopo lavorazione *Hot-dip galvanized after manufacture*	J	AISI 304 Decontaminato *AISI 304 Decontamined*	N	AISI 316L Decontaminato *AISI 316L Decontamined*

VARIANT	
V	Sendzimir con Verniciatura RAL 5012 *Sendzimir with RAL 5012 Painted*
W	Zinc. a c. con Verniciatura RAL 5012 *Hot-dip galv. with RAL 5012 Painted*

ESEMPI DI MONTAGGIO *Installation examples*

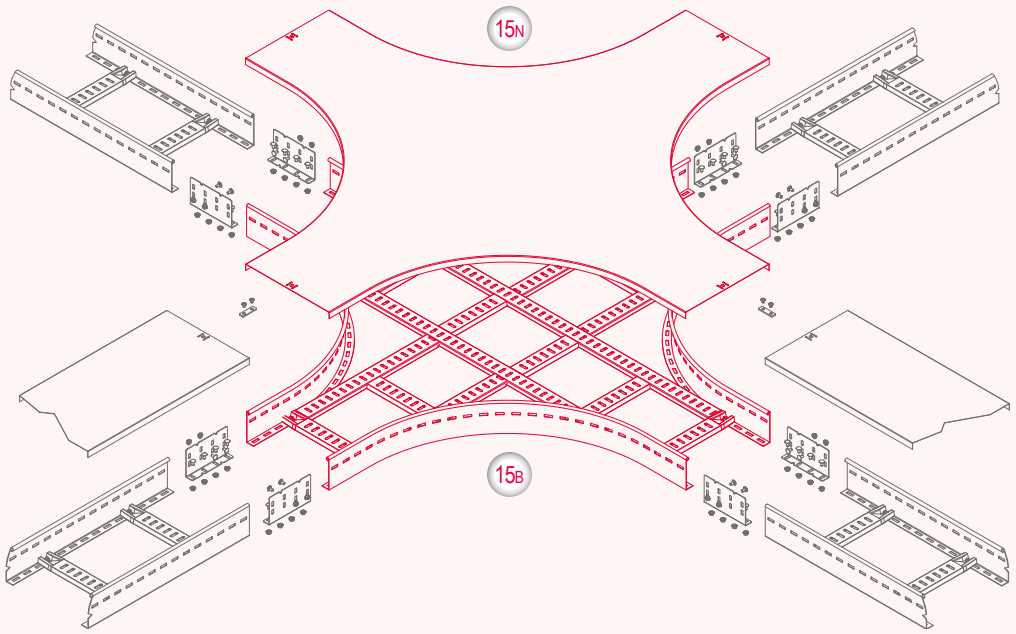

15B *Derivazione piana a "X" bullonata R=500 mm - Bolted "X" derivation R=500 mm*

15N *Coperchio - Cover*

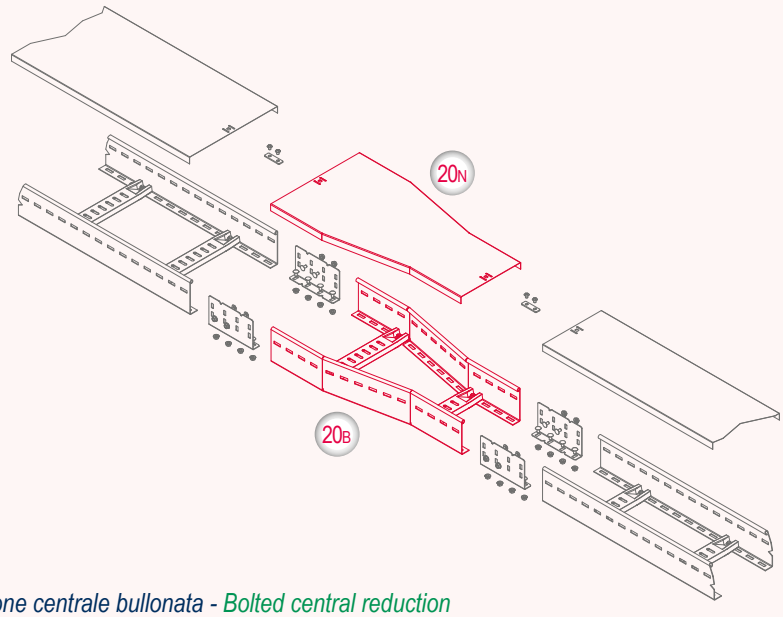

20B *Riduzione centrale bullonata - Bolted central reduction*

20N *Coperchio - Cover*

CURVA IN SALITA A 90° BULLONATA R=500 *Bolted 90° vertical inside bend*

30B S I Y Z

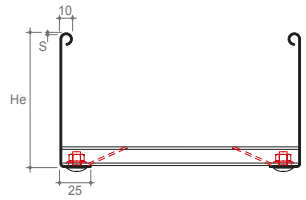

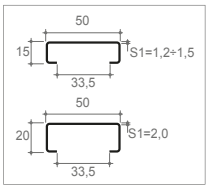

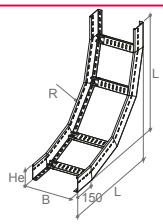

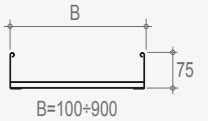

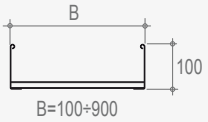

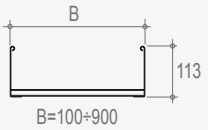

S I Y	Codice/ Code	S mm	A kg/pz	B mm	He mm	R mm	S1 mm	L mm	A kg/pz	S mm	Z	Codice/ Code
A2 ¤	30B5C100KK	1,5	2,61	100	75	500	1,5	725	3,39	1,5	A2 Z	30B5C100KK
A2 ¤	30B5C200KK	1,5	2,97	200	75	500	1,5	725	3,77	1,5	A2 Z	30B5C200KK
A2 ¤	30B5C300KK	1,5	3,32	300	75	500	1,5	725	4,15	1,5	A2 Z	30B5C300KK
A2 ¤	30B5C400KK	1,5	3,67	400	75	500	1,5	725	4,53	1,5	A2 Z	30B5C400KK
A2 ¤	30B5C500KK	1,5	4,03	500	75	500	1,5	725	4,91	1,5	A2 Z	30B5C500KK
A2 ¤	30B5C600KK	1,5	4,39	600	75	500	1,5	725	5,28	1,5	A2 Z	30B5C600KK
A2 ¤	30B5C700MM	2,0	7,54	700	75	500	2,0	725	7,88	2,0	A2 Z	30B5C700MM
A2 ¤	30B5C800MM	2,0	8,08	800	75	500	2,0	725	8,44	2,0	A2 Z	30B5C800MM
A2 ¤	30B5C900MM	2,0	8,61	900	75	500	2,0	725	9,00	2,0	A2 Z	30B5C900MM
A2 ¤	30B5D100KK	1,5	3,21	100	100	500	1,5	750	4,06	1,5	A2 Z	30B5D100KK
A2 ¤	30B5D200KK	1,5	3,57	200	100	500	1,5	750	4,44	1,5	A2 Z	30B5D200KK
A2 ¤	30B5D300KK	1,5	3,92	300	100	500	1,5	750	4,82	1,5	A2 Z	30B5D300KK
A2 ¤	30B5D400KK	1,5	4,27	400	100	500	1,5	750	5,20	1,5	A2 Z	30B5D400KK
A2 ¤	30B5D500KK	1,5	4,63	500	100	500	1,5	750	5,58	1,5	A2 Z	30B5D500KK
A2 ¤	30B5D600KK	1,5	4,99	600	100	500	1,5	750	5,96	1,5	A2 Z	30B5D600KK
A2 ¤	30B5D700MM	2,0	8,38	700	100	500	2,0	750	8,76	2,0	A2 Z	30B5D700MM
A2 ¤	30B5D800MM	2,0	8,92	800	100	500	2,0	750	9,33	2,0	A2 Z	30B5D800MM
A2 ¤	30B5D900MM	2,0	9,46	900	100	500	2,0	750	9,89	2,0	A2 Z	30B5D900MM
A2 ¤	30B5J100KK	1,5	3,44	100	113	500	1,5	763	4,39	1,5	A2 Z	30B5J100KK
A2 ¤	30B5J200KK	1,5	3,80	200	113	500	1,5	763	4,77	1,5	A2 Z	30B5J200KK
A2 ¤	30B5J300KK	1,5	4,16	300	113	500	1,5	763	5,15	1,5	A2 Z	30B5J300KK
A2 ¤	30B5J400KK	1,5	4,50	400	113	500	1,5	763	5,53	1,5	A2 Z	30B5J400KK
A2 ¤	30B5J500KK	1,5	4,86	500	113	500	1,5	763	5,91	1,5	A2 Z	30B5J500KK
A2 ¤	30B5J600KK	1,5	5,22	600	113	500	1,5	763	6,29	1,5	A2 Z	30B5J600KK
A2 ¤	30B5J700MM	2,0	8,81	700	113	500	2,0	763	9,20	2,0	A2 Z	30B5J700MM
A2 ¤	30B5J800MM	2,0	9,34	800	113	500	2,0	763	9,76	2,0	A2 Z	30B5J800MM
A2 ¤	30B5J900MM	2,0	9,88	900	113	500	2,0	763	10,32	2,0	A2 Z	30B5J900MM

¤ Scegli il materiale/ *Choose the material*

BULLONATA BOLTED R 500

CZ 2

COPERCHIO *Cover*

30 S I Y Z

30N Versione normale *Normal version*

30Q Versione autobloccante *Self-locking version*

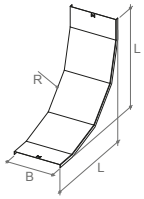



S I Y	Codice/ Code	S mm	A kg/pz	B mm	H mm	R mm	L mm	A kg/pz	S mm	Z	Codice/ Code
A2 ¤	30N5R100F	1,0	1,37	100	15	500	650	1,50	1,0	A2 Z	30N5R100F
A2 ¤	30N5R200F	1,0	2,22	200	15	500	650	2,42	1,0	A2 Z	30N5R200F
A2 ¤	30N5R300F	1,0	3,08	300	15	500	650	3,35	1,0	A2 Z	30N5R300F
A2 ¤	30N5R400F	1,0	3,93	400	15	500	650	4,28	1,0	A2 Z	30N5R400F
A2 ¤	30N5R500F	1,0	4,78	500	15	500	650	5,21	1,0	A2 Z	30N5R500F
A2 ¤	30N5R600F	1,0	5,63	600	15	500	650	6,14	1,0	A2 Z	30N5R600F
A2 ¤	30N5R700K	1,5	9,73	700	15	500	650	10,31	1,5	A2 Z	30N5R700K
A2 ¤	30N5R800K	1,5	11,00	800	15	500	650	11,67	1,5	A2 Z	30N5R800K
A2 ¤	30N5R900K	1,5	12,28	900	15	500	650	13,02	1,5	A2 Z	30N5R900K

¤ Scegli il materiale/ *Choose the material*

STANDARD							
	S	Zincato Sendzimir *Pre-galvanized Sendzimir*	I	Acciaio Inox AISI 304 *AISI 304 Stainless steel*	Y	Acciaio Inox AISI 316L *AISI 316L Stainless steel*
	Z	Zincato a caldo dopo lavorazione *Hot-dip galvanized after manufacture*	J	AISI 304 Decontaminato *AISI 304 Decontamined*	N	AISI 316L Decontaminato *AISI 316L Decontamined*

VARIANT		
	V	Sendzimir con Verniciatura RAL 5012 *Sendzimir with RAL 5012 Painted*
	W	Zinc. a c. con Verniciatura RAL 5012 *Hot-dip galv. with RAL 5012 Painted*

CURVA IN SALITA A 60° BULLONATA R=500 *Bolted 60° vertical inside bend*

40B S I Y Z

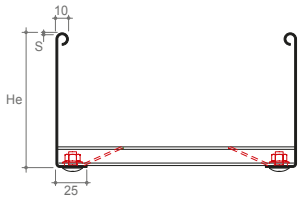

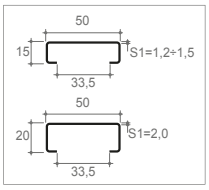

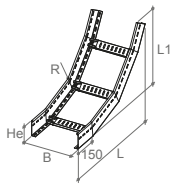

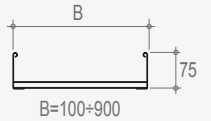

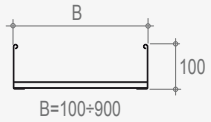

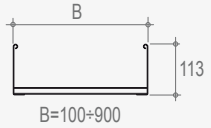

S I Y	Codice/ Code	S mm	⚖ kg/pz	B mm	He mm	R mm	S1 mm	L mm	L1 mm	⚖ kg/pz	S mm	Z	Codice/ Code
A2 ¤	40B5C100KK	1,5	1,94	100	75	500	1,5	723	455	2,65	1,5	A2 Z	40B5C100KK
A2 ¤	40B5C200KK	1,5	2,21	200	75	500	1,5	723	455	2,93	1,5	A2 Z	40B5C200KK
A2 ¤	40B5C300KK	1,5	2,48	300	75	500	1,5	723	455	3,22	1,5	A2 Z	40B5C300KK
A2 ¤	40B5C400KK	1,5	2,74	400	75	500	1,5	723	455	3,50	1,5	A2 Z	40B5C400KK
A2 ¤	40B5C500KK	1,5	3,01	500	75	500	1,5	723	455	3,79	1,5	A2 Z	40B5C500KK
A2 ¤	40B5C600KK	1,5	3,28	600	75	500	1,5	723	455	4,07	1,5	A2 Z	40B5C600KK
A2 ¤	40B5C700MM	2,0	5,79	700	75	500	2,0	723	455	6,05	2,0	A2 Z	40B5C700MM
A2 ¤	40B5C800MM	2,0	6,19	800	75	500	2,0	723	455	6,47	2,0	A2 Z	40B5C800MM
A2 ¤	40B5C900MM	2,0	6,59	900	75	500	2,0	723	455	6,89	2,0	A2 Z	40B5C900MM
A2 ¤	40B5D100KK	1,5	2,42	100	100	500	1,5	745	480	3,19	1,5	A2 Z	40B5D100KK
A2 ¤	40B5D200KK	1,5	2,69	200	100	500	1,5	745	480	3,47	1,5	A2 Z	40B5D200KK
A2 ¤	40B5D300KK	1,5	2,96	300	100	500	1,5	745	480	3,76	1,5	A2 Z	40B5D300KK
A2 ¤	40B5D400KK	1,5	3,22	400	100	500	1,5	745	480	4,04	1,5	A2 Z	40B5D400KK
A2 ¤	40B5D500KK	1,5	3,49	500	100	500	1,5	745	480	4,32	1,5	A2 Z	40B5D500KK
A2 ¤	40B5D600KK	1,5	3,76	600	100	500	1,5	745	480	4,61	1,5	A2 Z	40B5D600KK
A2 ¤	40B5D700MM	2,0	6,47	700	100	500	2,0	745	480	6,76	2,0	A2 Z	40B5D700MM
A2 ¤	40B5D800MM	2,0	6,87	800	100	500	2,0	745	480	7,18	2,0	A2 Z	40B5D800MM
A2 ¤	40B5D900MM	2,0	7,27	900	100	500	2,0	745	480	7,60	2,0	A2 Z	40B5D900MM
A2 ¤	40B5J100KK	1,5	2,61	100	113	500	1,5	756	493	3,46	1,5	A2 Z	40B5J100KK
A2 ¤	40B5J200KK	1,5	2,88	200	113	500	1,5	756	493	3,74	1,5	A2 Z	40B5J200KK
A2 ¤	40B5J300KK	1,5	3,14	300	113	500	1,5	756	493	4,02	1,5	A2 Z	40B5J300KK
A2 ¤	40B5J400KK	1,5	3,40	400	113	500	1,5	756	493	4,31	1,5	A2 Z	40B5J400KK
A2 ¤	40B5J500KK	1,5	3,67	500	113	500	1,5	756	493	4,59	1,5	A2 Z	40B5J500KK
A2 ¤	40B5J600KK	1,5	3,94	600	113	500	1,5	756	493	4,88	1,5	A2 Z	40B5J600KK
A2 ¤	40B5J700MM	2,0	6,81	700	113	500	2,0	756	493	7,11	2,0	A2 Z	40B5J700MM
A2 ¤	40B5J800MM	2,0	7,21	800	113	500	2,0	756	493	7,53	2,0	A2 Z	40B5J800MM
A2 ¤	40B5J900MM	2,0	7,61	900	113	500	2,0	756	493	7,95	2,0	A2 Z	40B5J900MM

¤ Scegli il materiale/ *Choose the material*

BULLONATA R 500
BOLTED

CZ 2

COPERCHIO *Cover*

40 S I Y Z

40N Versione normale *Normal version*

40Q Versione autobloccante *Self-locking version*

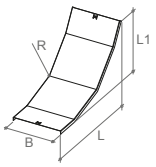

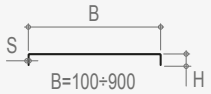

S I Y	Codice/ Code	S mm	⚖ kg/pz	B mm	H mm	R mm		L mm	L1 mm	⚖ kg/pz	S mm	Z	Codice/ Code
A2 ¤	40N5R100F	1,0	1,04	100	15	500		658	380	1,14	1,0	A2 Z	40N5R100F
A2 ¤	40N5R200F	1,0	1,69	200	15	500		658	380	1,84	1,0	A2 Z	40N5R200F
A2 ¤	40N5R300F	1,0	2,33	300	15	500		658	380	2,55	1,0	A2 Z	40N5R300F
A2 ¤	40N5R400F	1,0	2,98	400	15	500		658	380	3,25	1,0	A2 Z	40N5R400F
A2 ¤	40N5R500F	1,0	3,63	500	15	500		658	380	3,96	1,0	A2 Z	40N5R500F
A2 ¤	40N5R600F	1,0	4,27	600	15	500		658	380	4,66	1,0	A2 Z	40N5R600F
A2 ¤	40N5R700K	1,5	7,38	700	15	500		658	380	7,83	1,5	A2 Z	40N5R700K
A2 ¤	40N5R800K	1,5	8,35	800	15	500		658	380	8,85	1,5	A2 Z	40N5R800K
A2 ¤	40N5R900K	1,5	9,32	900	15	500		658	380	9,88	1,5	A2 Z	40N5R900K

¤ Scegli il materiale/ *Choose the material*

STANDARD						
	S	Zincato Sendzimir *Pre-galvanized Sendzimir*	I	Acciaio Inox AISI 304 *AISI 304 Stainless steel*	Y	Acciaio Inox AISI 316L *AISI 316L Stainless steel*
	Z	Zincato a caldo dopo lavorazione *Hot-dip galvanized after manufacture*	J	AISI 304 Decontaminato *AISI 304 Decontamined*	N	AISI 316L Decontaminato *AISI 316L Decontamined*

VARIANT		
	V	Sendzimir con Verniciatura RAL 5012 *Sendzimir with RAL 5012 Painted*
	W	Zinc. a c. con Verniciatura RAL 5012 *Hot-dip galv. with RAL 5012 Painted*

CURVA IN SALITA A 45° BULLONATA R=500 *Bolted 45° vertical inside bend*

31B S I Y Z

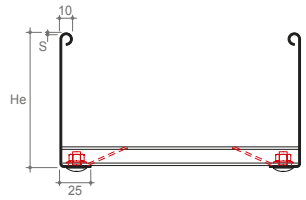

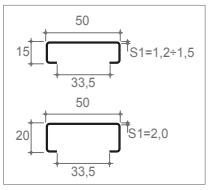

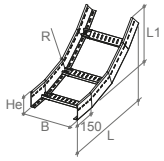

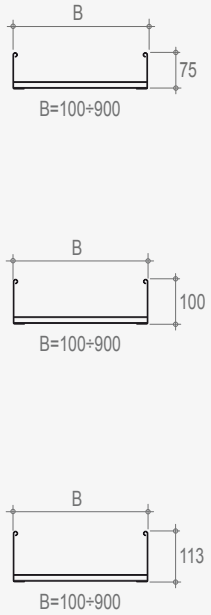

S I Y	Codice/ Code	S mm	⚖ kg/pz	B mm	He mm	R mm	S1 mm	L mm	L1 mm	⚖ kg/pz	S mm	Z	Codice/ Code
A2 ¤	31B5C100KK	1,5	1,67	100	75	500	1,5	663	328	2,32	1,5	A2 Z	31B5C100KK
A2 ¤	31B5C200KK	1,5	1,85	200	75	500	1,5	663	328	2,60	1,5	A2 Z	31B5C200KK
A2 ¤	31B5C300KK	1,5	2,02	300	75	500	1,5	663	328	2,89	1,5	A2 Z	31B5C300KK
A2 ¤	31B5C400KK	1,5	2,20	400	75	500	1,5	663	328	3,17	1,5	A2 Z	31B5C400KK
A2 ¤	31B5C500KK	1,5	2,38	500	75	500	1,5	663	328	3,45	1,5	A2 Z	31B5C500KK
A2 ¤	31B5C600KK	1,5	2,56	600	75	500	1,5	663	328	3,74	1,5	A2 Z	31B5C600KK
A2 ¤	31B5C700MM	2,0	5,37	700	75	500	2,0	663	328	5,62	2,0	A2 Z	31B5C700MM
A2 ¤	31B5C800MM	2,0	5,77	800	75	500	2,0	663	328	6,04	2,0	A2 Z	31B5C800MM
A2 ¤	31B5C900MM	2,0	6,18	900	75	500	2,0	663	328	6,46	2,0	A2 Z	31B5C900MM
A2 ¤	31B5D100KK	1,5	1,99	100	100	500	1,5	680	353	2,78	1,5	A2 Z	31B5D100KK
A2 ¤	31B5D200KK	1,5	2,17	200	100	500	1,5	680	353	3,07	1,5	A2 Z	31B5D200KK
A2 ¤	31B5D300KK	1,5	2,34	300	100	500	1,5	680	353	3,35	1,5	A2 Z	31B5D300KK
A2 ¤	31B5D400KK	1,5	2,52	400	100	500	1,5	680	353	3,64	1,5	A2 Z	31B5D400KK
A2 ¤	31B5D500KK	1,5	2,70	500	100	500	1,5	680	353	3,92	1,5	A2 Z	31B5D500KK
A2 ¤	31B5D600KK	1,5	2,88	600	100	500	1,5	680	353	4,21	1,5	A2 Z	31B5D600KK
A2 ¤	31B5D700MM	2,0	5,96	700	100	500	2,0	680	353	6,23	2,0	A2 Z	31B5D700MM
A2 ¤	31B5D800MM	2,0	6,36	800	100	500	2,0	680	353	6,65	2,0	A2 Z	31B5D800MM
A2 ¤	31B5D900MM	2,0	6,76	900	100	500	2,0	680	353	7,07	2,0	A2 Z	31B5D900MM
A2 ¤	31B5J100KK	1,5	2,14	100	113	500	1,5	690	366	3,02	1,5	A2 Z	31B5J100KK
A2 ¤	31B5J200KK	1,5	2,32	200	113	500	1,5	690	366	3,30	1,5	A2 Z	31B5J200KK
A2 ¤	31B5J300KK	1,5	2,50	300	113	500	1,5	690	366	3,59	1,5	A2 Z	31B5J300KK
A2 ¤	31B5J400KK	1,5	2,67	400	113	500	1,5	690	366	3,87	1,5	A2 Z	31B5J400KK
A2 ¤	31B5J500KK	1,5	2,85	500	113	500	1,5	690	366	4,15	1,5	A2 Z	31B5J500KK
A2 ¤	31B5J600KK	1,5	3,03	600	113	500	1,5	690	366	4,44	1,5	A2 Z	31B5J600KK
A2 ¤	31B5J700MM	2,0	6,25	700	113	500	2,0	690	366	6,54	2,0	A2 Z	31B5J700MM
A2 ¤	31B5J800MM	2,0	6,66	800	113	500	2,0	690	366	6,96	2,0	A2 Z	31B5J800MM
A2 ¤	31B5J900MM	2,0	7,06	900	113	500	2,0	690	366	7,38	2,0	A2 Z	31B5J900MM

¤ Scegli il materiale/ *Choose the material*

BULLONATA BOLTED R 500

CZ 2

COPERCHIO *Cover*

31 S I Y Z

31N Versione normale *Normal version*

31Q Versione autobloccante *Self-locking version*

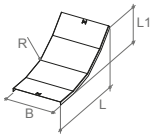

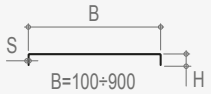

S I Y	Codice/ Code	S mm	⚖ kg/pz	B mm	H mm	R mm		L mm	L1 mm	⚖ kg/pz	S mm	Z	Codice/ Code
A2 ¤	31N5R100F	1,0	0,88	100	15	500		610	253	0,95	1,0	A2 Z	31N5R100F
A2 ¤	31N5R200F	1,0	1,42	200	15	500		610	253	1,55	1,0	A2 Z	31N5R200F
A2 ¤	31N5R300F	1,0	1,96	300	15	500		610	253	2,14	1,0	A2 Z	31N5R300F
A2 ¤	31N5R400F	1,0	2,51	400	15	500		610	253	2,73	1,0	A2 Z	31N5R400F
A2 ¤	31N5R500F	1,0	3,05	500	15	500		610	253	3,33	1,0	A2 Z	31N5R500F
A2 ¤	31N5R600F	1,0	3,59	600	15	500		610	253	3,92	1,0	A2 Z	31N5R600F
A2 ¤	31N5R700K	1,5	6,21	700	15	500		610	253	6,58	1,5	A2 Z	31N5R700K
A2 ¤	31N5R800K	1,5	7,02	800	15	500		610	253	7,45	1,5	A2 Z	31N5R800K
A2 ¤	31N5R900K	1,5	7,84	900	15	500		610	253	8,31	1,5	A2 Z	31N5R900K

¤ Scegli il materiale/ *Choose the material*

STANDARD					
S	Zincato Sendzimir *Pre-galvanized Sendzimir*	I	Acciaio Inox AISI 304 *AISI 304 Stainless steel*	Y	Acciaio Inox AISI 316L *AISI 316L Stainless steel*
Z	Zincato a caldo dopo lavorazione *Hot-dip galvanized after manufacture*	J	AISI 304 Decontaminato *AISI 304 Decontamined*	N	AISI 316L Decontaminato *AISI 316L Decontamined*

VARIANT		
V	Sendzimir con Verniciatura RAL 5012 *Sendzimir with RAL 5012 Painted*	
W	Zinc. a c. con Verniciatura RAL 5012 *Hot-dip galv. with RAL 5012 Painted*	

CURVA IN SALITA A 30° BULLONATA R=500 *Bolted 30° vertical inside bend*

32B S I Y Z

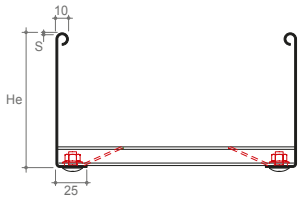

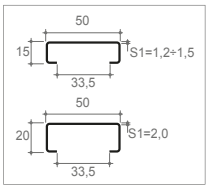

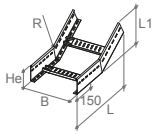

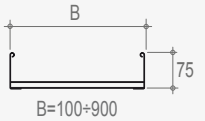

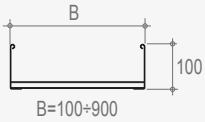

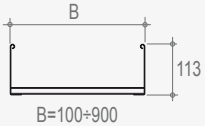

S I Y	Codice/ Code	S mm	kg/pz	B mm	He mm	R mm	S1 mm	L mm	L1 mm	kg/pz	S mm	Z	Codice/ Code
A2 ¤	32B5C100KK	1,5	1,07	100	75	500	1,5	567	217	1,88	1,5	A2 Z	32B5C100KK
A2 ¤	32B5C200KK	1,5	1,25	200	75	500	1,5	567	217	2,07	1,5	A2 Z	32B5C200KK
A2 ¤	32B5C300KK	1,5	1,43	300	75	500	1,5	567	217	2,26	1,5	A2 Z	32B5C300KK
A2 ¤	32B5C400KK	1,5	1,60	400	75	500	1,5	567	217	2,45	1,5	A2 Z	32B5C400KK
A2 ¤	32B5C500KK	1,5	1,78	500	75	500	1,5	567	217	2,64	1,5	A2 Z	32B5C500KK
A2 ¤	32B5C600KK	1,5	1,96	600	75	500	1,5	567	217	2,83	1,5	A2 Z	32B5C600KK
A2 ¤	32B5C700MM	2,0	4,01	700	75	500	2,0	567	217	4,19	2,0	A2 Z	32B5C700MM
A2 ¤	32B5C800MM	2,0	4,28	800	75	500	2,0	567	217	4,47	2,0	A2 Z	32B5C800MM
A2 ¤	32B5C900MM	2,0	4,54	900	75	500	2,0	567	217	4,75	2,0	A2 Z	32B5C900MM
A2 ¤	32B5D100KK	1,5	1,26	100	100	500	1,5	580	242	2,28	1,5	A2 Z	32B5D100KK
A2 ¤	32B5D200KK	1,5	1,44	200	100	500	1,5	580	242	2,47	1,5	A2 Z	32B5D200KK
A2 ¤	32B5D300KK	1,5	1,61	300	100	500	1,5	580	242	2,66	1,5	A2 Z	32B5D300KK
A2 ¤	32B5D400KK	1,5	1,79	400	100	500	1,5	580	242	2,85	1,5	A2 Z	32B5D400KK
A2 ¤	32B5D500KK	1,5	1,97	500	100	500	1,5	580	242	3,04	1,5	A2 Z	32B5D500KK
A2 ¤	32B5D600KK	1,5	2,15	600	100	500	1,5	580	242	3,23	1,5	A2 Z	32B5D600KK
A2 ¤	32B5D700MM	2,0	4,50	700	100	500	2,0	580	242	4,71	2,0	A2 Z	32B5D700MM
A2 ¤	32B5D800MM	2,0	4,77	800	100	500	2,0	580	242	4,99	2,0	A2 Z	32B5D800MM
A2 ¤	32B5D900MM	2,0	5,04	900	100	500	2,0	580	242	5,27	2,0	A2 Z	32B5D900MM
A2 ¤	32B5J100KK	1,5	1,35	100	113	500	1,5	586	255	2,47	1,5	A2 Z	32B5J100KK
A2 ¤	32B5J200KK	1,5	1,53	200	113	500	1,5	586	255	2,66	1,5	A2 Z	32B5J200KK
A2 ¤	32B5J300KK	1,5	1,71	300	113	500	1,5	586	255	2,85	1,5	A2 Z	32B5J300KK
A2 ¤	32B5J400KK	1,5	1,88	400	113	500	1,5	586	255	3,04	1,5	A2 Z	32B5J400KK
A2 ¤	32B5J500KK	1,5	2,06	500	113	500	1,5	586	255	3,23	1,5	A2 Z	32B5J500KK
A2 ¤	32B5J600KK	1,5	2,24	600	113	500	1,5	586	255	3,42	1,5	A2 Z	32B5J600KK
A2 ¤	32B5J700MM	2,0	4,75	700	113	500	2,0	586	255	4,97	2,0	A2 Z	32B5J700MM
A2 ¤	32B5J800MM	2,0	5,02	800	113	500	2,0	586	255	5,25	2,0	A2 Z	32B5J800MM
A2 ¤	32B5J900MM	2,0	5,29	900	113	500	2,0	586	255	5,53	2,0	A2 Z	32B5J900MM

¤ Scegli il materiale/ *Choose the material*

BULLONATA R 500
BOLTED

CZ 2

COPERCHIO *Cover*

32 S I Y Z

32N Versione normale *Normal version*

32Q Versione autobloccante *Self-locking version*

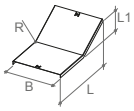

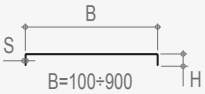

S I Y	Codice/ Code	S mm	kg/pz	B mm	H mm	R mm		L mm	L1 mm	kg/pz	S mm	Z	Codice/ Code
A2 ¤	32N5R100F	1,0	0,71	100	15	500		530	142	0,77	1,0	A2 Z	32N5R100F
A2 ¤	32N5R200F	1,0	1,15	200	15	500		530	142	1,26	1,0	A2 Z	32N5R200F
A2 ¤	32N5R300F	1,0	1,59	300	15	500		530	142	1,74	1,0	A2 Z	32N5R300F
A2 ¤	32N5R400F	1,0	2,03	400	15	500		530	142	2,22	1,0	A2 Z	32N5R400F
A2 ¤	32N5R500F	1,0	2,47	500	15	500		530	142	2,70	1,0	A2 Z	32N5R500F
A2 ¤	32N5R600F	1,0	2,92	600	15	500		530	142	3,18	1,0	A2 Z	32N5R600F
A2 ¤	32N5R700K	1,5	5,03	700	15	500		530	142	5,34	1,5	A2 Z	32N5R700K
A2 ¤	32N5R800K	1,5	5,70	800	15	500		530	142	6,04	1,5	A2 Z	32N5R800K
A2 ¤	32N5R900K	1,5	6,36	900	15	500		530	142	6,74	1,5	A2 Z	32N5R900K

¤ Scegli il materiale/ *Choose the material*

STANDARD					
S	Zincato Sendzimir *Pre-galvanized Sendzimir*	I	Acciaio Inox AISI 304 *AISI 304 Stainless steel*	Y	Acciaio Inox AISI 316L *AISI 316L Stainless steel*
Z	Zincato a caldo dopo lavorazione *Hot-dip galvanized after manufacture*	J	AISI 304 Decontaminato *AISI 304 Decontamined*	N	AISI 316L Decontaminato *AISI 316L Decontamined*

VARIANT		
V	Sendzimir con Verniciatura RAL 5012 *Sendzimir with RAL 5012 Painted*	
W	Zinc. a c. con Verniciatura RAL 5012 *Hot-dip galv. with RAL 5012 Painted*	

CURVA IN DISCESA A 90° BULLONATA R=500 *Bolted 90° vertical outside bend*

33B S I Y Z

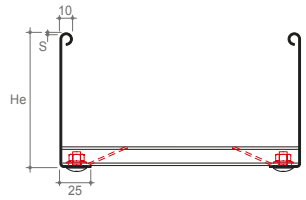

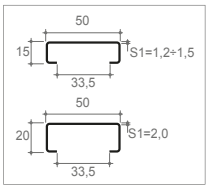

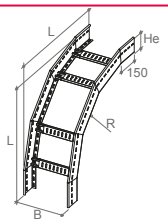

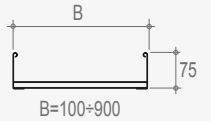

B=100÷900

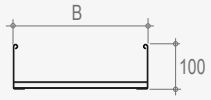

B=100÷900

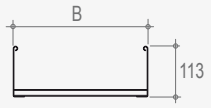

B=100÷900

S I Y	Codice/ Code	S mm	A kg/pz	B mm	He mm	R mm	S1 mm	L mm	A kg/pz	S mm	Z	Codice/ Code
A2 ¤	33B5C100KK	1,5	2,61	100	75	500	1,5	725	3,39	1,5	A2 Z	33B5C100KK
A2 ¤	33B5C200KK	1,5	2,97	200	75	500	1,5	725	3,77	1,5	A2 Z	33B5C200KK
A2 ¤	33B5C300KK	1,5	3,32	300	75	500	1,5	725	4,15	1,5	A2 Z	33B5C300KK
A2 ¤	33B5C400KK	1,5	3,67	400	75	500	1,5	725	4,53	1,5	A2 Z	33B5C400KK
A2 ¤	33B5C500KK	1,5	4,03	500	75	500	1,5	725	4,91	1,5	A2 Z	33B5C500KK
A2 ¤	33B5C600KK	1,5	4,39	600	75	500	1,5	725	5,28	1,5	A2 Z	33B5C600KK
A2 ¤	33B5C700MM	2,0	7,54	700	75	500	2,0	725	7,88	2,0	A2 Z	33B5C700MM
A2 ¤	33B5C800MM	2,0	8,08	800	75	500	2,0	725	8,44	2,0	A2 Z	33B5C800MM
A2 ¤	33B5C900MM	2,0	8,61	900	75	500	2,0	725	9,00	2,0	A2 Z	33B5C900MM
A2 ¤	33B5D100KK	1,5	3,21	100	100	500	1,5	750	4,06	1,5	A2 Z	33B5D100KK
A2 ¤	33B5D200KK	1,5	3,57	200	100	500	1,5	750	4,44	1,5	A2 Z	33B5D200KK
A2 ¤	33B5D300KK	1,5	3,92	300	100	500	1,5	750	4,82	1,5	A2 Z	33B5D300KK
A2 ¤	33B5D400KK	1,5	4,27	400	100	500	1,5	750	5,20	1,5	A2 Z	33B5D400KK
A2 ¤	33B5D500KK	1,5	4,63	500	100	500	1,5	750	5,58	1,5	A2 Z	33B5D500KK
A2 ¤	33B5D600KK	1,5	4,99	600	100	500	1,5	750	5,96	1,5	A2 Z	33B5D600KK
A2 ¤	33B5D700MM	2,0	8,38	700	100	500	2,0	750	8,76	2,0	A2 Z	33B5D700MM
A2 ¤	33B5D800MM	2,0	8,92	800	100	500	2,0	750	9,33	2,0	A2 Z	33B5D800MM
A2 ¤	33B5D900MM	2,0	9,46	900	100	500	2,0	750	9,89	2,0	A2 Z	33B5D900MM
A2 ¤	33B5J100KK	1,5	3,44	100	113	500	1,5	763	4,39	1,5	A2 Z	33B5J100KK
A2 ¤	33B5J200KK	1,5	3,80	200	113	500	1,5	763	4,77	1,5	A2 Z	33B5J200KK
A2 ¤	33B5J300KK	1,5	4,16	300	113	500	1,5	763	5,15	1,5	A2 Z	33B5J300KK
A2 ¤	33B5J400KK	1,5	4,50	400	113	500	1,5	763	5,53	1,5	A2 Z	33B5J400KK
A2 ¤	33B5J500KK	1,5	4,86	500	113	500	1,5	763	5,91	1,5	A2 Z	33B5J500KK
A2 ¤	33B5J600KK	1,5	5,22	600	113	500	1,5	763	6,29	1,5	A2 Z	33B5J600KK
A2 ¤	33B5J700MM	2,0	8,81	700	113	500	2,0	763	9,20	2,0	A2 Z	33B5J700MM
A2 ¤	33B5J800MM	2,0	9,34	800	113	500	2,0	763	9,76	2,0	A2 Z	33B5J800MM
A2 ¤	33B5J900MM	2,0	9,88	900	113	500	2,0	763	10,32	2,0	A2 Z	33B5J900MM

¤ Scegli il materiale/ *Choose the material*

BULLONATA
BOLTED
R 500

CZ 2

STANDARD						
S	Zincato Sendzimir *Pre-galvanized Sendzimir*	I	Acciaio Inox AISI 304 *AISI 304 Stainless steel*	Y	Acciaio Inox AISI 316L *AISI 316L Stainless steel*
Z	Zincato a caldo dopo lavorazione *Hot-dip galvanized after manufacture*	J	AISI 304 Decontaminato *AISI 304 Decontamined*	N	AISI 316L Decontaminato *AISI 316L Decontamined*

VARIANT		
V	Sendzimir con Verniciatura RAL 5012 *Sendzimir with RAL 5012 Painted*
W	Zinc. a c. con Verniciatura RAL 5012 *Hot-dip galv. with RAL 5012 Painted*

COPERCHIO *Cover*

33 S I Y Z

33N Versione normale
Normal version

33Q Versione autobloccante
Self-locking version

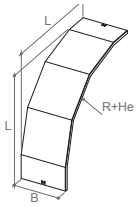

He= altezza nominale passerella
He= cable tray nominal height



S I Y	Codice/ Code	S mm	⚖ kg/pz	B mm	He mm	R mm		L mm		⚖ kg/pz	S mm	Z	Codice/ Code
A2 ¤	33N5C100F	1,0	1,52	100	75	500		725		1,66	1,0	A2 Z	33N5C100F
A2 ¤	33N5C200F	1,0	2,47	200	75	500		725		2,69	1,0	A2 Z	33N5C200F
A2 ¤	33N5C300F	1,0	3,41	300	75	500		725		3,72	1,0	A2 Z	33N5C300F
A2 ¤	33N5C400F	1,0	4,35	400	75	500		725		4,75	1,0	A2 Z	33N5C400F
A2 ¤	33N5C500F	1,0	5,30	500	75	500		725		5,78	1,0	A2 Z	33N5C500F
A2 ¤	33N5C600F	1,0	6,24	600	75	500		725		6,81	1,0	A2 Z	33N5C600F
A2 ¤	33N5C700K	1,5	10,78	700	75	500		725		11,43	1,5	A2 Z	33N5C700K
A2 ¤	33N5C800K	1,5	12,20	800	75	500		725		12,93	1,5	A2 Z	33N5C800K
A2 ¤	33N5C900K	1,5	13,62	900	75	500		725		14,44	1,5	A2 Z	33N5C900K
A2 ¤	33N5D100F	1,0	1,57	100	100	500		750		1,71	1,0	A2 Z	33N5D100F
A2 ¤	33N5D200F	1,0	2,55	200	100	500		750		2,78	1,0	A2 Z	33N5D200F
A2 ¤	33N5D300F	1,0	3,52	300	100	500		750		3,84	1,0	A2 Z	33N5D300F
A2 ¤	33N5D400F	1,0	4,50	400	100	500		750		4,90	1,0	A2 Z	33N5D400F
A2 ¤	33N5D500F	1,0	5,47	500	100	500		750		5,97	1,0	A2 Z	33N5D500F
A2 ¤	33N5D600F	1,0	6,45	600	100	500		750		7,03	1,0	A2 Z	33N5D600F
A2 ¤	33N5D700K	1,5	11,13	700	100	500		750		11,80	1,5	A2 Z	33N5D700K
A2 ¤	33N5D800K	1,5	12,60	800	100	500		750		13,36	1,5	A2 Z	33N5D800K
A2 ¤	33N5D900K	1,5	14,06	900	100	500		750		14,91	1,5	A2 Z	33N5D900K
A2 ¤	33N5J100F	1,0	1,60	100	113	500		763		1,74	1,0	A2 Z	33N5J100F
A2 ¤	33N5J200F	1,0	2,59	200	113	500		763		2,82	1,0	A2 Z	33N5J200F
A2 ¤	33N5J300F	1,0	3,58	300	113	500		763		3,90	1,0	A2 Z	33N5J300F
A2 ¤	33N5J400F	1,0	4,57	400	113	500		763		4,98	1,0	A2 Z	33N5J400F
A2 ¤	33N5J500F	1,0	5,56	500	113	500		763		6,06	1,0	A2 Z	33N5J500F
A2 ¤	33N5J600F	1,0	6,55	600	113	500		763		7,14	1,0	A2 Z	33N5J600F
A2 ¤	33N5J700K	1,5	11,31	700	113	500		763		11,99	1,5	A2 Z	33N5J700K
A2 ¤	33N5J800K	1,5	12,80	800	113	500		763		13,57	1,5	A2 Z	33N5J800K
A2 ¤	33N5J900K	1,5	14,28	900	113	500		763		15,14	1,5	A2 Z	33N5J900K

¤ Scegli il materiale/ *Choose the material*

BULLONATA R 500
BOLTED

CZ 2

STANDARD					
S	Zincato Sendzimir *Pre-galvanized Sendzimir*	I	Acciaio Inox AISI 304 *AISI 304 Stainless steel*	Y	Acciaio Inox AISI 316L *AISI 316L Stainless steel*
Z	Zincato a caldo dopo lavorazione *Hot-dip galvanized after manufacture*	J	AISI 304 Decontaminato *AISI 304 Decontamined*	N	AISI 316L Decontaminato *AISI 316L Decontamined*

VARIANT		
V	Sendzimir con Verniciatura RAL 5012 *Sendzimir with RAL 5012 Painted*	
W	Zinc. a c. con Verniciatura RAL 5012 *Hot-dip galv. with RAL 5012 Painted*	

CURVA IN DISCESA A 60° BULLONATA R=500 *Bolted 60° vertical outside bend*

41B S I Y Z

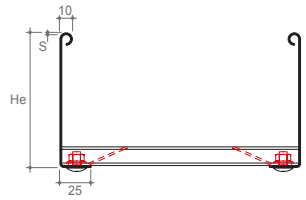

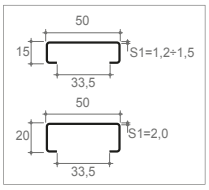

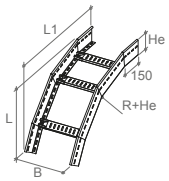

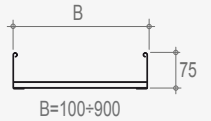

B=100÷900

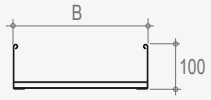

B=100÷900

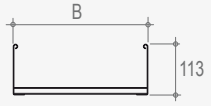

B=100÷900

S I Y	Codice/ Code	S mm	⚖ kg/pz	B mm	He mm	R mm	S1 mm	L mm	L1 mm	⚖ kg/pz	S mm	Z	Codice/ Code
A2 ¤	41B5C100KK	1,5	1,94	100	75	500	1,5	455	723	2,65	1,5	A2 Z	41B5C100KK
A2 ¤	41B5C200KK	1,5	2,21	200	75	500	1,5	455	723	2,93	1,5	A2 Z	41B5C200KK
A2 ¤	41B5C300KK	1,5	2,48	300	75	500	1,5	455	723	3,22	1,5	A2 Z	41B5C300KK
A2 ¤	41B5C400KK	1,5	2,74	400	75	500	1,5	455	723	3,50	1,5	A2 Z	41B5C400KK
A2 ¤	41B5C500KK	1,5	3,01	500	75	500	1,5	455	723	3,79	1,5	A2 Z	41B5C500KK
A2 ¤	41B5C600KK	1,5	3,28	600	75	500	1,5	455	723	4,07	1,5	A2 Z	41B5C600KK
A2 ¤	41B5C700MM	2,0	5,79	700	75	500	2,0	455	723	6,05	2,0	A2 Z	41B5C700MM
A2 ¤	41B5C800MM	2,0	6,19	800	75	500	2,0	455	723	6,47	2,0	A2 Z	41B5C800MM
A2 ¤	41B5C900MM	2,0	6,59	900	75	500	2,0	455	723	6,89	2,0	A2 Z	41B5C900MM
A2 ¤	41B5D100KK	1,5	2,42	100	100	500	1,5	480	745	3,19	1,5	A2 Z	41B5D100KK
A2 ¤	41B5D200KK	1,5	2,69	200	100	500	1,5	480	745	3,47	1,5	A2 Z	41B5D200KK
A2 ¤	41B5D300KK	1,5	2,96	300	100	500	1,5	480	745	3,76	1,5	A2 Z	41B5D300KK
A2 ¤	41B5D400KK	1,5	3,22	400	100	500	1,5	480	745	4,04	1,5	A2 Z	41B5D400KK
A2 ¤	41B5D500KK	1,5	3,49	500	100	500	1,5	480	745	4,32	1,5	A2 Z	41B5D500KK
A2 ¤	41B5D600KK	1,5	3,76	600	100	500	1,5	480	745	4,61	1,5	A2 Z	41B5D600KK
A2 ¤	41B5D700MM	2,0	6,47	700	100	500	2,0	480	745	6,76	2,0	A2 Z	41B5D700MM
A2 ¤	41B5D800MM	2,0	6,87	800	100	500	2,0	480	745	7,18	2,0	A2 Z	41B5D800MM
A2 ¤	41B5D900MM	2,0	7,27	900	100	500	2,0	480	745	7,60	2,0	A2 Z	41B5D900MM
A2 ¤	41B5J100KK	1,5	2,61	100	113	500	1,5	493	756	3,46	1,5	A2 Z	41B5J100KK
A2 ¤	41B5J200KK	1,5	2,88	200	113	500	1,5	493	756	3,74	1,5	A2 Z	41B5J200KK
A2 ¤	41B5J300KK	1,5	3,14	300	113	500	1,5	493	756	4,02	1,5	A2 Z	41B5J300KK
A2 ¤	41B5J400KK	1,5	3,40	400	113	500	1,5	493	756	4,31	1,5	A2 Z	41B5J400KK
A2 ¤	41B5J500KK	1,5	3,67	500	113	500	1,5	493	756	4,59	1,5	A2 Z	41B5J500KK
A2 ¤	41B5J600KK	1,5	3,94	600	113	500	1,5	493	756	4,88	1,5	A2 Z	41B5J600KK
A2 ¤	41B5J700MM	2,0	6,81	700	113	500	2,0	493	756	7,11	2,0	A2 Z	41B5J700MM
A2 ¤	41B5J800MM	2,0	7,21	800	113	500	2,0	493	756	7,53	2,0	A2 Z	41B5J800MM
A2 ¤	41B5J900MM	2,0	7,61	900	113	500	2,0	493	756	7,95	2,0	A2 Z	41B5J900MM

¤ Scegli il materiale/ *Choose the material*

BULLONATA
BOLTED
R 500

CZ 2

STANDARD						
S	Zincato Sendzimir *Pre-galvanized Sendzimir*	I	Acciaio Inox AISI 304 *AISI 304 Stainless steel*	Y	Acciaio Inox AISI 316L *AISI 316L Stainless steel*
Z	Zincato a caldo dopo lavorazione *Hot-dip galvanized after manufacture*	J	AISI 304 Decontaminato *AISI 304 Decontamined*	N	AISI 316L Decontaminato *AISI 316L Decontamined*

VARIANT		
V	Sendzimir con Verniciatura RAL 5012 *Sendzimir with RAL 5012 Painted*	
W	Zinc. a c. con Verniciatura RAL 5012 *Hot-dip galv. with RAL 5012 Painted*	

COPERCHIO *Cover*

41 S I Y Z

41N Versione normale
Normal version

41Q Versione autobloccante
Self-locking version

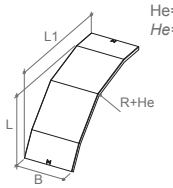

He= altezza nominale passerella
He= cable tray nominal height



S I Y	Codice/ Code	S mm	kg/pz	B mm	He mm	R mm	L mm	L1 mm	kg/pz	S mm	Z	Codice/ Code
A2 ¤	41N5C100F	1,0	1,14	100	75	500	417	723	1,24	1,0	A2 Z	41N5C100F
A2 ¤	41N5C200F	1,0	1,85	200	75	500	417	723	2,02	1,0	A2 Z	41N5C200F
A2 ¤	41N5C300F	1,0	2,56	300	75	500	417	723	2,79	1,0	A2 Z	41N5C300F
A2 ¤	41N5C400F	1,0	3,26	400	75	500	417	723	3,56	1,0	A2 Z	41N5C400F
A2 ¤	41N5C500F	1,0	3,97	500	75	500	417	723	4,33	1,0	A2 Z	41N5C500F
A2 ¤	41N5C600F	1,0	4,68	600	75	500	417	723	5,10	1,0	A2 Z	41N5C600F
A2 ¤	41N5C700K	1,5	8,08	700	75	500	417	723	8,57	1,5	A2 Z	41N5C700K
A2 ¤	41N5C800K	1,5	9,15	800	75	500	417	723	9,70	1,5	A2 Z	41N5C800K
A2 ¤	41N5C900K	1,5	10,21	900	75	500	417	723	10,82	1,5	A2 Z	41N5C900K
A2 ¤	41N5D100F	1,0	1,17	100	100	500	430	745	1,28	1,0	A2 Z	41N5D100F
A2 ¤	41N5D200F	1,0	1,90	200	100	500	430	745	2,07	1,0	A2 Z	41N5D200F
A2 ¤	41N5D300F	1,0	2,63	300	100	500	430	745	2,87	1,0	A2 Z	41N5D300F
A2 ¤	41N5D400F	1,0	3,36	400	100	500	430	745	3,66	1,0	A2 Z	41N5D400F
A2 ¤	41N5D500F	1,0	4,09	500	100	500	430	745	4,46	1,0	A2 Z	41N5D500F
A2 ¤	41N5D600F	1,0	4,82	600	100	500	430	745	5,25	1,0	A2 Z	41N5D600F
A2 ¤	41N5D700K	1,5	8,32	700	100	500	430	745	8,82	1,5	A2 Z	41N5D700K
A2 ¤	41N5D800K	1,5	9,41	800	100	500	430	745	9,98	1,5	A2 Z	41N5D800K
A2 ¤	41N5D900K	1,5	10,50	900	100	500	430	745	11,14	1,5	A2 Z	41N5D900K
A2 ¤	41N5J100F	1,0	1,19	100	113	500	436	756	1,30	1,0	A2 Z	41N5J100F
A2 ¤	41N5J200F	1,0	1,93	200	113	500	436	756	2,10	1,0	A2 Z	41N5J200F
A2 ¤	41N5J300F	1,0	2,67	300	113	500	436	756	2,91	1,0	A2 Z	41N5J300F
A2 ¤	41N5J400F	1,0	3,41	400	113	500	436	756	3,71	1,0	A2 Z	41N5J400F
A2 ¤	41N5J500F	1,0	4,15	500	113	500	436	756	4,52	1,0	A2 Z	41N5J500F
A2 ¤	41N5J600F	1,0	4,88	600	113	500	436	756	5,33	1,0	A2 Z	41N5J600F
A2 ¤	41N5J700K	1,5	8,44	700	113	500	436	756	8,94	1,5	A2 Z	41N5J700K
A2 ¤	41N5J800K	1,5	9,54	800	113	500	436	756	10,12	1,5	A2 Z	41N5J800K
A2 ¤	41N5J900K	1,5	10,65	900	113	500	436	756	11,30	1,5	A2 Z	41N5J900K

¤ Scegli il materiale/ *Choose the material*

BULLONATA R 500
BOLTED

CZ 2

STANDARD					
S	Zincato Sendzimir *Pre-galvanized Sendzimir*	I	Acciaio Inox AISI 304 *AISI 304 Stainless steel*	Y	Acciaio Inox AISI 316L *AISI 316L Stainless steel*
Z	Zincato a caldo dopo lavorazione *Hot-dip galvanized after manufacture*	J	AISI 304 Decontaminato *AISI 304 Decontamined*	N	AISI 316L Decontaminato *AISI 316L Decontamined*

VARIANT	
V	Sendzimir con Verniciatura RAL 5012 *Sendzimir with RAL 5012 Painted*
W	Zinc. a c. con Verniciatura RAL 5012 *Hot-dip galv. with RAL 5012 Painted*

CURVA IN DISCESA A 45° BULLONATA R=500 *Bolted 45° vertical outside bend*

34B S I Y Z

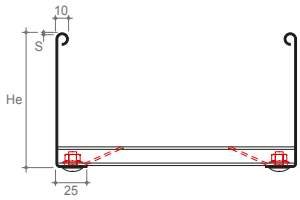

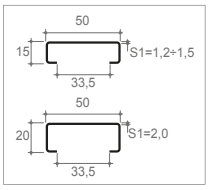

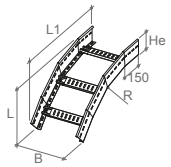

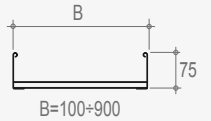

B=100÷900

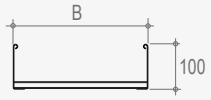

B=100÷900

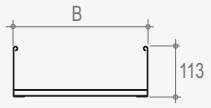

B=100÷900

S I Y Codice/ Code	S mm	⚖ kg/pz	B mm	He mm	R mm	S1 mm	L mm	L1 mm	⚖ kg/pz	S mm	Z Codice/ Code
A2 ¤ 34B5C100KK	1,5	1,67	100	75	500	1,5	328	663	2,32	1,5	A2 Z 34B5C100KK
A2 ¤ 34B5C200KK	1,5	1,85	200	75	500	1,5	328	663	2,60	1,5	A2 Z 34B5C200KK
A2 ¤ 34B5C300KK	1,5	2,02	300	75	500	1,5	328	663	2,89	1,5	A2 Z 34B5C300KK
A2 ¤ 34B5C400KK	1,5	2,20	400	75	500	1,5	328	663	3,17	1,5	A2 Z 34B5C400KK
A2 ¤ 34B5C500KK	1,5	2,38	500	75	500	1,5	328	663	3,45	1,5	A2 Z 34B5C500KK
A2 ¤ 34B5C600KK	1,5	2,56	600	75	500	1,5	328	663	3,74	1,5	A2 Z 34B5C600KK
A2 ¤ 34B5C700MM	2,0	5,37	700	75	500	2,0	328	663	5,62	2,0	A2 Z 34B5C700MM
A2 ¤ 34B5C800MM	2,0	5,77	800	75	500	2,0	328	663	6,04	2,0	A2 Z 34B5C800MM
A2 ¤ 34B5C900MM	2,0	6,18	900	75	500	2,0	328	663	6,46	2,0	A2 Z 34B5C900MM
A2 ¤ 34B5D100KK	1,5	1,99	100	100	500	1,5	353	680	2,78	1,5	A2 Z 34B5D100KK
A2 ¤ 34B5D200KK	1,5	2,17	200	100	500	1,5	353	680	3,07	1,5	A2 Z 34B5D200KK
A2 ¤ 34B5D300KK	1,5	2,34	300	100	500	1,5	353	680	3,35	1,5	A2 Z 34B5D300KK
A2 ¤ 34B5D400KK	1,5	2,52	400	100	500	1,5	353	680	3,64	1,5	A2 Z 34B5D400KK
A2 ¤ 34B5D500KK	1,5	2,70	500	100	500	1,5	353	680	3,92	1,5	A2 Z 34B5D500KK
A2 ¤ 34B5D600KK	1,5	2,88	600	100	500	1,5	353	680	4,21	1,5	A2 Z 34B5D600KK
A2 ¤ 34B5D700MM	2,0	5,96	700	100	500	2,0	353	680	6,23	2,0	A2 Z 34B5D700MM
A2 ¤ 34B5D800MM	2,0	6,36	800	100	500	2,0	353	680	6,65	2,0	A2 Z 34B5D800MM
A2 ¤ 34B5D900MM	2,0	6,76	900	100	500	2,0	353	680	7,07	2,0	A2 Z 34B5D900MM
A2 ¤ 34B5J100KK	1,5	2,14	100	113	500	1,5	366	690	3,02	1,5	A2 Z 34B5J100KK
A2 ¤ 34B5J200KK	1,5	2,32	200	113	500	1,5	366	690	3,30	1,5	A2 Z 34B5J200KK
A2 ¤ 34B5J300KK	1,5	2,50	300	113	500	1,5	366	690	3,59	1,5	A2 Z 34B5J300KK
A2 ¤ 34B5J400KK	1,5	2,67	400	113	500	1,5	366	690	3,87	1,5	A2 Z 34B5J400KK
A2 ¤ 34B5J500KK	1,5	2,85	500	113	500	1,5	366	690	4,15	1,5	A2 Z 34B5J500KK
A2 ¤ 34B5J600KK	1,5	3,03	600	113	500	1,5	366	690	4,44	1,5	A2 Z 34B5J600KK
A2 ¤ 34B5J700MM	2,0	6,25	700	113	500	2,0	366	690	6,54	2,0	A2 Z 34B5J700MM
A2 ¤ 34B5J800MM	2,0	6,66	800	113	500	2,0	366	690	6,96	2,0	A2 Z 34B5J800MM
A2 ¤ 34B5J900MM	2,0	7,06	900	113	500	2,0	366	690	7,38	2,0	A2 Z 34B5J900MM

¤ Scegli il materiale/ *Choose the material*

STANDARD						
S	Zincato Sendzimir *Pre-galvanized Sendzimir*	I	Acciaio Inox AISI 304 *AISI 304 Stainless steel*	Y	Acciaio Inox AISI 316L *AISI 316L Stainless steel*
Z	Zincato a caldo dopo lavorazione *Hot-dip galvanized after manufacture*	J	AISI 304 Decontaminato *AISI 304 Decontamined*	N	AISI 316L Decontaminato *AISI 316L Decontamined*

VARIANT		
V	Sendzimir con Verniciatura RAL 5012 *Sendzimir with RAL 5012 Painted*	
W	Zinc. a c. con Verniciatura RAL 5012 *Hot-dip galv. with RAL 5012 Painted*	

COPERCHIO *Cover*

34 S I Y Z

34N Versione normale
Normal version

34Q Versione autobloccante
Self-locking version

He= altezza nominale passerella
He= cable tray nominal height

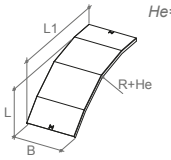

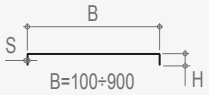

S I Y Codice/ Code	S mm	⅄ kg/pz	B mm	He mm	R mm		L mm	L1 mm	⅄ kg/pz	S mm	Z Codice/ Code
A2 ¤ 34N5C100F	1,0	0,95	100	75	500		274	663	1,04	1,0	A2 Z 34N5C100F
A2 ¤ 34N5C200F	1,0	1,54	200	75	500		274	663	1,68	1,0	A2 Z 34N5C200F
A2 ¤ 34N5C300F	1,0	2,13	300	75	500		274	663	2,32	1,0	A2 Z 34N5C300F
A2 ¤ 34N5C400F	1,0	2,72	400	75	500		274	663	2,97	1,0	A2 Z 34N5C400F
A2 ¤ 34N5C500F	1,0	3,31	500	75	500		274	663	3,61	1,0	A2 Z 34N5C500F
A2 ¤ 34N5C600F	1,0	3,90	600	75	500		274	663	4,25	1,0	A2 Z 34N5C600F
A2 ¤ 34N5C700K	1,5	6,73	700	75	500		274	663	7,14	1,5	A2 Z 34N5C700K
A2 ¤ 34N5C800K	1,5	7,62	800	75	500		274	663	8,08	1,5	A2 Z 34N5C800K
A2 ¤ 34N5C900K	1,5	8,50	900	75	500		274	663	9,02	1,5	A2 Z 34N5C900K
A2 ¤ 34N5D100F	1,0	0,97	100	100	500		282	680	1,06	1,0	A2 Z 34N5D100F
A2 ¤ 34N5D200F	1,0	1,58	200	100	500		282	680	1,72	1,0	A2 Z 34N5D200F
A2 ¤ 34N5D300F	1,0	2,19	300	100	500		282	680	2,38	1,0	A2 Z 34N5D300F
A2 ¤ 34N5D400F	1,0	2,79	400	100	500		282	680	3,04	1,0	A2 Z 34N5D400F
A2 ¤ 34N5D500F	1,0	3,40	500	100	500		282	680	3,70	1,0	A2 Z 34N5D500F
A2 ¤ 34N5D600F	1,0	4,00	600	100	500		282	680	4,36	1,0	A2 Z 34N5D600F
A2 ¤ 34N5D700K	1,5	6,91	700	100	500		282	680	7,33	1,5	A2 Z 34N5D700K
A2 ¤ 34N5D800K	1,5	7,82	800	100	500		282	680	8,29	1,5	A2 Z 34N5D800K
A2 ¤ 34N5D900K	1,5	8,73	900	100	500		282	680	9,25	1,5	A2 Z 34N5D900K
A2 ¤ 34N5J100F	1,0	0,99	100	113	500		286	690	1,08	1,0	A2 Z 34N5J100F
A2 ¤ 34N5J200F	1,0	1,60	200	113	500		286	690	1,75	1,0	A2 Z 34N5J200F
A2 ¤ 34N5J300F	1,0	2,21	300	113	500		286	690	2,41	1,0	A2 Z 34N5J300F
A2 ¤ 34N5J400F	1,0	2,83	400	113	500		286	690	3,08	1,0	A2 Z 34N5J400F
A2 ¤ 34N5J500F	1,0	3,44	500	113	500		286	690	3,75	1,0	A2 Z 34N5J500F
A2 ¤ 34N5J600F	1,0	4,05	600	113	500		286	690	4,42	1,0	A2 Z 34N5J600F
A2 ¤ 34N5J700K	1,5	7,00	700	113	500		286	690	7,42	1,5	A2 Z 34N5J700K
A2 ¤ 34N5J800K	1,5	7,92	800	113	500		286	690	8,40	1,5	A2 Z 34N5J800K
A2 ¤ 34N5J900K	1,5	8,84	900	113	500		286	690	9,37	1,5	A2 Z 34N5J900K

¤ Scegli il materiale/ *Choose the material*

STANDARD					
S	Zincato Sendzimir *Pre-galvanized Sendzimir*	I	Acciaio Inox AISI 304 *AISI 304 Stainless steel*	Y	Acciaio Inox AISI 316L *AISI 316L Stainless steel*
Z	Zincato a caldo dopo lavorazione *Hot-dip galvanized after manufacture*	J	AISI 304 Decontaminato *AISI 304 Decontamined*	N	AISI 316L Decontaminato *AISI 316L Decontamined*

VARIANT	
V	Sendzimir con Verniciatura RAL 5012 *Sendzimir with RAL 5012 Painted*
W	Zinc. a c. con Verniciatura RAL 5012 *Hot-dip galv. with RAL 5012 Painted*

CURVA IN DISCESA A 30° BULLONATA R=500 *Bolted 30° vertical outside bend*

35B S I Y Z

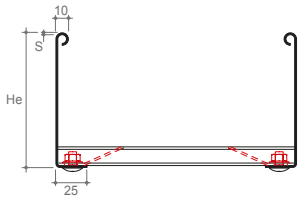

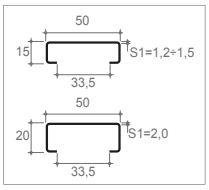

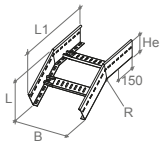

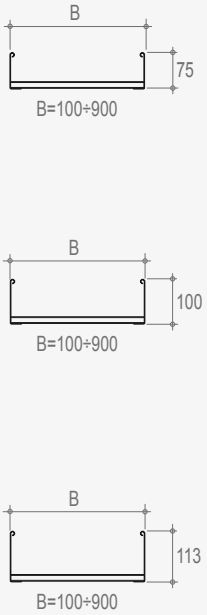

S I Y	Codice/ Code	S mm	⚖ kg/pz	B mm	He mm	R mm	S1 mm	L mm	L1 mm	⚖ kg/pz	S mm	Z	Codice/ Code
A2 ¤	35B5C100KK	1,5	1,07	100	75	500	1,5	217	567	1,88	1,5	A2 Z	35B5C100KK
A2 ¤	35B5C200KK	1,5	1,25	200	75	500	1,5	217	567	2,07	1,5	A2 Z	35B5C200KK
A2 ¤	35B5C300KK	1,5	1,43	300	75	500	1,5	217	567	2,26	1,5	A2 Z	35B5C300KK
A2 ¤	35B5C400KK	1,5	1,60	400	75	500	1,5	217	567	2,45	1,5	A2 Z	35B5C400KK
A2 ¤	35B5C500KK	1,5	1,78	500	75	500	1,5	217	567	2,64	1,5	A2 Z	35B5C500KK
A2 ¤	35B5C600KK	1,5	1,96	600	75	500	1,5	217	567	2,83	1,5	A2 Z	35B5C600KK
A2 ¤	35B5C700MM	2,0	4,01	700	75	500	2,0	217	567	4,19	2,0	A2 Z	35B5C700MM
A2 ¤	35B5C800MM	2,0	4,28	800	75	500	2,0	217	567	4,47	2,0	A2 Z	35B5C800MM
A2 ¤	35B5C900MM	2,0	4,54	900	75	500	2,0	217	567	4,75	2,0	A2 Z	35B5C900MM
A2 ¤	35B5D100KK	1,5	1,26	100	100	500	1,5	242	580	2,28	1,5	A2 Z	35B5D100KK
A2 ¤	35B5D200KK	1,5	1,44	200	100	500	1,5	242	580	2,47	1,5	A2 Z	35B5D200KK
A2 ¤	35B5D300KK	1,5	1,61	300	100	500	1,5	242	580	2,66	1,5	A2 Z	35B5D300KK
A2 ¤	35B5D400KK	1,5	1,79	400	100	500	1,5	242	580	2,85	1,5	A2 Z	35B5D400KK
A2 ¤	35B5D500KK	1,5	1,97	500	100	500	1,5	242	580	3,04	1,5	A2 Z	35B5D500KK
A2 ¤	35B5D600KK	1,5	2,15	600	100	500	1,5	242	580	3,23	1,5	A2 Z	35B5D600KK
A2 ¤	35B5D700MM	2,0	4,50	700	100	500	2,0	242	580	4,71	2,0	A2 Z	35B5D700MM
A2 ¤	35B5D800MM	2,0	4,77	800	100	500	2,0	242	580	4,99	2,0	A2 Z	35B5D800MM
A2 ¤	35B5D900MM	2,0	5,04	900	100	500	2,0	242	580	5,27	2,0	A2 Z	35B5D900MM
A2 ¤	35B5J100KK	1,5	1,35	100	113	500	1,5	255	586	2,47	1,5	A2 Z	35B5J100KK
A2 ¤	35B5J200KK	1,5	1,53	200	113	500	1,5	255	586	2,66	1,5	A2 Z	35B5J200KK
A2 ¤	35B5J300KK	1,5	1,71	300	113	500	1,5	255	586	2,85	1,5	A2 Z	35B5J300KK
A2 ¤	35B5J400KK	1,5	1,88	400	113	500	1,5	255	586	3,04	1,5	A2 Z	35B5J400KK
A2 ¤	35B5J500KK	1,5	2,06	500	113	500	1,5	255	586	3,23	1,5	A2 Z	35B5J500KK
A2 ¤	35B5J600KK	1,5	2,24	600	113	500	1,5	255	586	3,42	1,5	A2 Z	35B5J600KK
A2 ¤	35B5J700MM	2,0	4,75	700	113	500	2,0	255	586	4,97	2,0	A2 Z	35B5J700MM
A2 ¤	35B5J800MM	2,0	5,02	800	113	500	2,0	255	586	5,25	2,0	A2 Z	35B5J800MM
A2 ¤	35B5J900MM	2,0	5,29	900	113	500	2,0	255	586	5,53	2,0	A2 Z	35B5J900MM

¤ Scegli il materiale/ *Choose the material*

STANDARD						
	S	Zincato Sendzimir *Pre-galvanized Sendzimir*	I	Acciaio Inox AISI 304 *AISI 304 Stainless steel*	Y	Acciaio Inox AISI 316L *AISI 316L Stainless steel*
	Z	Zincato a caldo dopo lavorazione *Hot-dip galvanized after manufacture*	J	AISI 304 Decontaminato *AISI 304 Decontamined*	N	AISI 316L Decontaminato *AISI 316L Decontamined*

VARIANT		
	V	Sendzimir con Verniciatura RAL 5012 *Sendzimir with RAL 5012 Painted*
	W	Zinc. a c. con Verniciatura RAL 5012 *Hot-dip galv. with RAL 5012 Painted*

COPERCHIO *Cover*

35 S I Y Z

35N Versione normale
Normal version

35Q Versione autobloccante
Self-locking version

He= altezza nominale passerella
He= cable tray nominal height

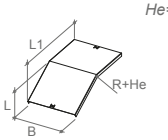

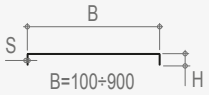

S I Y Codice/ Code	S mm	⚖ kg/pz	B mm	He mm	R mm		L mm	L1 mm	⚖ kg/pz	S mm	Z Codice/ Code
A2 ¤ 35N5C100F	1,0	0,76	100	75	500		152	567	0,83	1,0	A2 Z 35N5C100F
A2 ¤ 35N5C200F	1,0	1,23	200	75	500		152	567	1,34	1,0	A2 Z 35N5C200F
A2 ¤ 35N5C300F	1,0	1,70	300	75	500		152	567	1,86	1,0	A2 Z 35N5C300F
A2 ¤ 35N5C400F	1,0	2,18	400	75	500		152	567	2,37	1,0	A2 Z 35N5C400F
A2 ¤ 35N5C500F	1,0	2,65	500	75	500		152	567	2,89	1,0	A2 Z 35N5C500F
A2 ¤ 35N5C600F	1,0	3,12	600	75	500		152	567	3,40	1,0	A2 Z 35N5C600F
A2 ¤ 35N5C700K	1,5	5,39	700	75	500		152	567	5,71	1,5	A2 Z 35N5C700K
A2 ¤ 35N5C800K	1,5	6,09	800	75	500		152	567	6,46	1,5	A2 Z 35N5C800K
A2 ¤ 35N5C900K	1,5	6,80	900	75	500		152	567	7,21	1,5	A2 Z 35N5C900K
A2 ¤ 35N5D100F	1,0	0,78	100	100	500		155	580	0,85	1,0	A2 Z 35N5D100F
A2 ¤ 35N5D200F	1,0	1,26	200	100	500		155	580	1,37	1,0	A2 Z 35N5D200F
A2 ¤ 35N5D300F	1,0	1,74	300	100	500		155	580	1,90	1,0	A2 Z 35N5D300F
A2 ¤ 35N5D400F	1,0	2,22	400	100	500		155	580	2,42	1,0	A2 Z 35N5D400F
A2 ¤ 35N5D500F	1,0	2,70	500	100	500		155	580	2,95	1,0	A2 Z 35N5D500F
A2 ¤ 35N5D600F	1,0	3,19	600	100	500		155	580	3,48	1,0	A2 Z 35N5D600F
A2 ¤ 35N5D700K	1,5	5,50	700	100	500		155	580	5,84	1,5	A2 Z 35N5D700K
A2 ¤ 35N5D800K	1,5	6,23	800	100	500		155	580	6,60	1,5	A2 Z 35N5D800K
A2 ¤ 35N5D900K	1,5	6,95	900	100	500		155	580	7,37	1,5	A2 Z 35N5D900K
A2 ¤ 35N5J100F	1,0	0,78	100	113	500		157	586	0,86	1,0	A2 Z 35N5J100F
A2 ¤ 35N5J200F	1,0	1,27	200	113	500		157	586	1,39	1,0	A2 Z 35N5J200F
A2 ¤ 35N5J300F	1,0	1,76	300	113	500		157	586	1,92	1,0	A2 Z 35N5J300F
A2 ¤ 35N5J400F	1,0	2,25	400	113	500		157	586	2,45	1,0	A2 Z 35N5J400F
A2 ¤ 35N5J500F	1,0	2,73	500	113	500		157	586	2,98	1,0	A2 Z 35N5J500F
A2 ¤ 35N5J600F	1,0	3,22	600	113	500		157	586	3,51	1,0	A2 Z 35N5J600F
A2 ¤ 35N5J700K	1,5	5,56	700	113	500		157	586	5,90	1,5	A2 Z 35N5J700K
A2 ¤ 35N5J800K	1,5	6,29	800	113	500		157	586	6,67	1,5	A2 Z 35N5J800K
A2 ¤ 35N5J900K	1,5	7,02	900	113	500		157	586	7,45	1,5	A2 Z 35N5J900K

¤ Scegli il materiale/ *Choose the material*

BULLONATA R 500
BOLTED

CZ 2

STANDARD					
S	Zincato Sendzimir *Pre-galvanized Sendzimir*	I	Acciaio Inox AISI 304 *AISI 304 Stainless steel*	Y	Acciaio Inox AISI 316L *AISI 316L Stainless steel*
Z	Zincato a caldo dopo lavorazione *Hot-dip galvanized after manufacture*	J	AISI 304 Decontaminato *AISI 304 Decontamined*	N	AISI 316L Decontaminato *AISI 316L Decontamined*

VARIANT	
V	Sendzimir con Verniciatura RAL 5012 *Sendzimir with RAL 5012 Painted*
W	Zinc. a c. con Verniciatura RAL 5012 *Hot-dip galv. with RAL 5012 Painted*

RIDUZIONE CENTRALE BULLONATA *Bolted central reduction*

20B S I Y Z

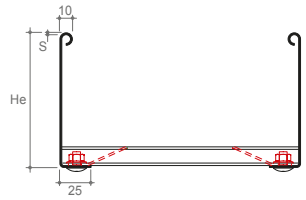

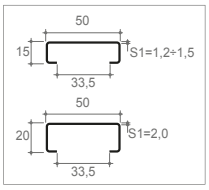

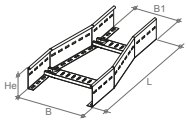

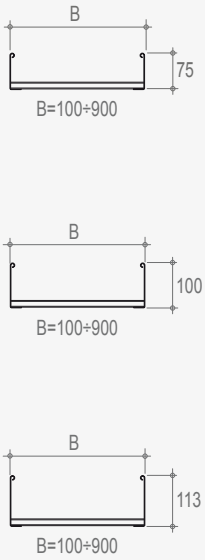

S I Y	Codice/ Code	S mm	A kg/pz	B mm	B1 mm	He mm	R mm	S1 mm	L mm	A kg/pz	S mm	Z	Codice/ Code
A2 ¤	20B1C200KK	1,5	1,87	200	100	75	300	1,5	600	1,99	1,5	A2 Z	20B1C200KK
A2 ¤	20B2C300KK	1,5	2,05	300	200	75	300	1,5	600	2,18	1,5	A2 Z	20B2C300KK
A2 ¤	20B3C400KK	1,5	2,23	400	300	75	300	1,5	600	2,36	1,5	A2 Z	20B3C400KK
A2 ¤	20B4C500KK	1,5	2,41	500	400	75	300	1,5	600	2,55	1,5	A2 Z	20B4C500KK
A2 ¤	20B5C600KK	1,5	2,59	600	500	75	300	1,5	600	2,74	1,5	A2 Z	20B5C600KK
A2 ¤	20B6C700MM	2,0	3,88	700	600	75	300	2,0	600	4,06	2,0	A2 Z	20B6C700MM
A2 ¤	20B7C800MM	2,0	4,15	800	700	75	300	2,0	600	4,34	2,0	A2 Z	20B7C800MM
A2 ¤	20B8C900MM	2,0	4,42	900	800	75	300	2,0	600	4,62	2,0	A2 Z	20B8C900MM
A2 ¤	20B1D200KK	1,5	2,23	200	100	100	300	1,5	600	2,36	1,5	A2 Z	20B1D200KK
A2 ¤	20B2D300KK	1,5	2,41	300	200	100	300	1,5	600	2,55	1,5	A2 Z	20B2D300KK
A2 ¤	20B3D400KK	1,5	2,59	400	300	100	300	1,5	600	2,74	1,5	A2 Z	20B3D400KK
A2 ¤	20B4D500KK	1,5	2,76	500	400	100	300	1,5	600	2,93	1,5	A2 Z	20B4D500KK
A2 ¤	20B5D600KK	1,5	2,94	600	500	100	300	1,5	600	3,12	1,5	A2 Z	20B5D600KK
A2 ¤	20B6D700MM	2,0	4,36	700	600	100	300	2,0	600	4,55	2,0	A2 Z	20B6D700MM
A2 ¤	20B7D800MM	2,0	4,63	800	700	100	300	2,0	600	4,83	2,0	A2 Z	20B7D800MM
A2 ¤	20B8D900MM	2,0	4,89	900	800	100	300	2,0	600	5,12	2,0	A2 Z	20B8D900MM
A2 ¤	20B1J200KK	1,5	2,41	200	100	113	300	1,5	600	2,55	1,5	A2 Z	20B1J200KK
A2 ¤	20B2J300KK	1,5	2,58	300	200	113	300	1,5	600	2,74	1,5	A2 Z	20B2J300KK
A2 ¤	20B3J400KK	1,5	2,76	400	300	113	300	1,5	600	2,93	1,5	A2 Z	20B3J400KK
A2 ¤	20B4J500KK	1,5	2,94	500	400	113	300	1,5	600	3,12	1,5	A2 Z	20B4J500KK
A2 ¤	20B5J600KK	1,5	3,12	600	500	113	300	1,5	600	3,31	1,5	A2 Z	20B5J600KK
A2 ¤	20B6J700MM	2,0	4,59	700	600	113	300	2,0	600	4,80	2,0	A2 Z	20B6J700MM
A2 ¤	20B7J800MM	2,0	4,86	800	700	113	300	2,0	600	5,08	2,0	A2 Z	20B7J800MM
A2 ¤	20B8J900MM	2,0	5,13	900	800	113	300	2,0	600	5,36	2,0	A2 Z	20B8J900MM

¤ Scegli il materiale/ *Choose the material*

COPERCHIO *Cover*

20 S I Y Z

20N Versione normale *Normal version*

20Q Versione autobloccante *Self-locking version*

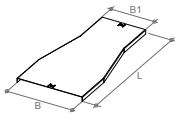

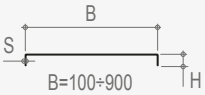

S I Y	Codice/ Code	S mm	A kg/pz	B mm	B1 mm	H mm	R mm	L mm	A kg/pz	S mm	Z	Codice/ Code
A2 ¤	20N1R200F	1,0	0,99	200	100	15	300	600	1,08	1,0	A2 Z	20N1R200F
A2 ¤	20N2R300F	1,0	1,46	300	200	15	300	600	1,60	1,0	A2 Z	20N2R300F
A2 ¤	20N3R400F	1,0	1,94	400	300	15	300	600	2,11	1,0	A2 Z	20N3R400F
A2 ¤	20N4R500F	1,0	2,41	500	400	15	300	600	2,62	1,0	A2 Z	20N4R500F
A2 ¤	20N5R600F	1,0	2,88	600	500	15	300	600	3,14	1,0	A2 Z	20N5R600F
A2 ¤	20N6R700K	1,5	5,02	700	600	15	300	600	5,33	1,5	A2 Z	20N6R700K
A2 ¤	20N7R800K	1,5	5,73	800	700	15	300	600	6,08	1,5	A2 Z	20N7R800K
A2 ¤	20N8R900K	1,5	6,44	900	800	15	300	600	6,82	1,5	A2 Z	20N8R900K

¤ Scegli il materiale/ *Choose the material*

STANDARD					
S	Zincato Sendzimir *Pre-galvanized Sendzimir*	I	Acciaio Inox AISI 304 *AISI 304 Stainless steel*	Y	Acciaio Inox AISI 316L *AISI 316L Stainless steel*
Z	Zincato a caldo dopo lavorazione *Hot-dip galvanized after manufacture*	J	AISI 304 Decontaminato *AISI 304 Decontamined*	N	AISI 316L Decontaminato *AISI 316L Decontamined*

VARIANT		
V	Sendzimir con Verniciatura RAL 5012 *Sendzimir with RAL 5012 Painted*	
W	Zinc. a c. con Verniciatura RAL 5012 *Hot-dip galv. with RAL 5012 Painted*	

RIDUZIONE DESTRA BULLONATA *Bolted right reduction*

21B S I Y Z

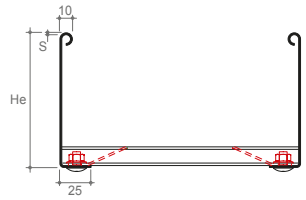

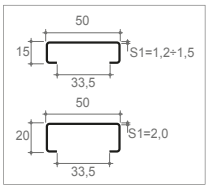

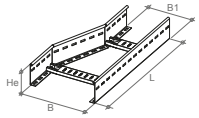

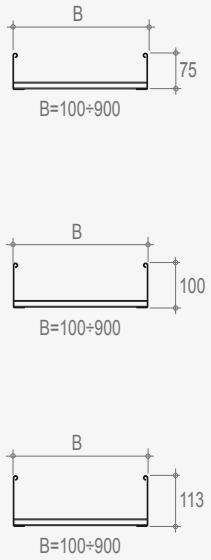

S I Y	Codice/ Code	S mm	⚖ kg/pz	B mm	B1 mm	He mm	R mm	S1 mm	L mm	⚖ kg/pz	S mm	Z	Codice/ Code
A2 ¤	21B1C200KK	1,5	1,87	200	100	75	300	1,5	600	1,99	1,5	A2 Z	21B1C200KK
A2 ¤	21B2C300KK	1,5	2,05	300	200	75	300	1,5	600	2,18	1,5	A2 Z	21B2C300KK
A2 ¤	21B3C400KK	1,5	2,23	400	300	75	300	1,5	600	2,36	1,5	A2 Z	21B3C400KK
A2 ¤	21B4C500KK	1,5	2,41	500	400	75	300	1,5	600	2,55	1,5	A2 Z	21B4C500KK
A2 ¤	21B5C600KK	1,5	2,59	600	500	75	300	1,5	600	2,74	1,5	A2 Z	21B5C600KK
A2 ¤	21B6C700MM	2,0	3,88	700	600	75	300	2,0	600	4,06	2,0	A2 Z	21B6C700MM
A2 ¤	21B7C800MM	2,0	4,15	800	700	75	300	2,0	600	4,34	2,0	A2 Z	21B7C800MM
A2 ¤	21B8C900MM	2,0	4,42	900	800	75	300	2,0	600	4,62	2,0	A2 Z	21B8C900MM
A2 ¤	21B1D200KK	1,5	2,23	200	100	100	300	1,5	600	2,36	1,5	A2 Z	21B1D200KK
A2 ¤	21B2D300KK	1,5	2,41	300	200	100	300	1,5	600	2,55	1,5	A2 Z	21B2D300KK
A2 ¤	21B3D400KK	1,5	2,59	400	300	100	300	1,5	600	2,74	1,5	A2 Z	21B3D400KK
A2 ¤	21B4D500KK	1,5	2,76	500	400	100	300	1,5	600	2,93	1,5	A2 Z	21B4D500KK
A2 ¤	21B5D600KK	1,5	2,94	600	500	100	300	1,5	600	3,12	1,5	A2 Z	21B5D600KK
A2 ¤	21B6D700MM	2,0	4,36	700	600	100	300	2,0	600	4,55	2,0	A2 Z	21B6D700MM
A2 ¤	21B7D800MM	2,0	4,63	800	700	100	300	2,0	600	4,83	2,0	A2 Z	21B7D800MM
A2 ¤	21B8D900MM	2,0	4,89	900	800	100	300	2,0	600	5,12	2,0	A2 Z	21B8D900MM
A2 ¤	21B1J200KK	1,5	2,41	200	100	113	300	1,5	600	2,55	1,5	A2 Z	21B1J200KK
A2 ¤	21B2J300KK	1,5	2,58	300	200	113	300	1,5	600	2,74	1,5	A2 Z	21B2J300KK
A2 ¤	21B3J400KK	1,5	2,76	400	300	113	300	1,5	600	2,93	1,5	A2 Z	21B3J400KK
A2 ¤	21B4J500KK	1,5	2,94	500	400	113	300	1,5	600	3,12	1,5	A2 Z	21B4J500KK
A2 ¤	21B5J600KK	1,5	3,12	600	500	113	300	1,5	600	3,31	1,5	A2 Z	21B5J600KK
A2 ¤	21B6J700MM	2,0	4,59	700	600	113	300	2,0	600	4,80	2,0	A2 Z	21B6J700MM
A2 ¤	21B7J800MM	2,0	4,86	800	700	113	300	2,0	600	5,08	2,0	A2 Z	21B7J800MM
A2 ¤	21B8J900MM	2,0	5,13	900	800	113	300	2,0	600	5,36	2,0	A2 Z	21B8J900MM

¤ Scegli il materiale/ *Choose the material*

COPERCHIO *Cover*

21 S I Y Z

21N Versione normale *Normal version*

21Q Versione autobloccante *Self-locking version*

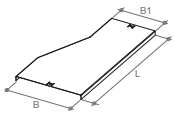

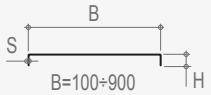

S I Y	Codice/ Code	S mm	⚖ kg/pz	B mm	B1 mm	H mm	R mm	L mm	⚖ kg/pz	S mm	Z	Codice/ Code
A2 ¤	21N1R200F	1,0	0,99	200	100	15	300	600	1,08	1,0	A2 Z	21N1R200F
A2 ¤	21N2R300F	1,0	1,46	300	200	15	300	600	1,60	1,0	A2 Z	21N2R300F
A2 ¤	21N3R400F	1,0	1,94	400	300	15	300	600	2,11	1,0	A2 Z	21N3R400F
A2 ¤	21N4R500F	1,0	2,41	500	400	15	300	600	2,62	1,0	A2 Z	21N4R500F
A2 ¤	21N5R600F	1,0	2,88	600	500	15	300	600	3,14	1,0	A2 Z	21N5R600F
A2 ¤	21N6R700K	1,5	5,02	700	600	15	300	600	5,33	1,5	A2 Z	21N6R700K
A2 ¤	21N7R800K	1,5	5,73	800	700	15	300	600	6,08	1,5	A2 Z	21N7R800K
A2 ¤	21N8R900K	1,5	6,44	900	800	15	300	600	6,82	1,5	A2 Z	21N8R900K

¤ Scegli il materiale/ *Choose the material*

STANDARD						
S	Zincato Sendzimir *Pre-galvanized Sendzimir*	I	Acciaio Inox AISI 304 *AISI 304 Stainless steel*	Y	Acciaio Inox AISI 316L *AISI 316L Stainless steel*
Z	Zincato a caldo dopo lavorazione *Hot-dip galvanized after manufacture*	J	AISI 304 Decontaminato *AISI 304 Decontamined*	N	AISI 316L Decontaminato *AISI 316L Decontamined*

VARIANT		
V	Sendzimir con Verniciatura RAL 5012 *Sendzimir with RAL 5012 Painted*	
W	Zinc. a c. con Verniciatura RAL 5012 *Hot-dip galv. with RAL 5012 Painted*	

RIDUZIONE SINISTRA BULLONATA *Bolted left reduction*

22B S I Y Z

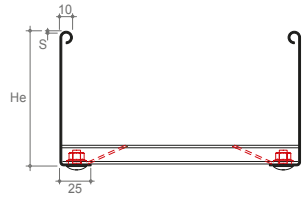

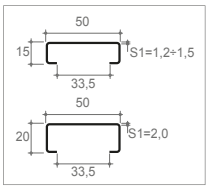

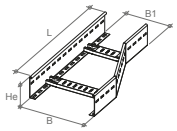

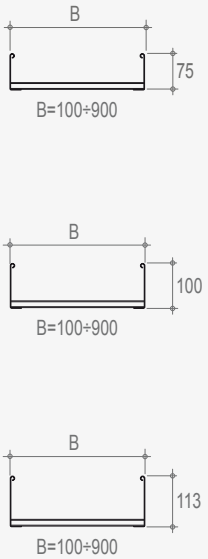

S I Y	Codice/ Code	S mm	♙ kg/pz	B mm	B1 mm	He mm	R mm	S1 mm	L mm	♙ kg/pz	S mm	Z	Codice/ Code
A2 ¤	22B1C200KK	1,5	1,87	200	100	75	300	1,5	600	1,99	1,5	A2 Z	22B1C200KK
A2 ¤	22B2C300KK	1,5	2,05	300	200	75	300	1,5	600	2,18	1,5	A2 Z	22B2C300KK
A2 ¤	22B3C400KK	1,5	2,23	400	300	75	300	1,5	600	2,36	1,5	A2 Z	22B3C400KK
A2 ¤	22B4C500KK	1,5	2,41	500	400	75	300	1,5	600	2,55	1,5	A2 Z	22B4C500KK
A2 ¤	22B5C600KK	1,5	2,59	600	500	75	300	1,5	600	2,74	1,5	A2 Z	22B5C600KK
A2 ¤	22B6C700MM	2,0	3,88	700	600	75	300	2,0	600	4,06	2,0	A2 Z	22B6C700MM
A2 ¤	22B7C800MM	2,0	4,15	800	700	75	300	2,0	600	4,34	2,0	A2 Z	22B7C800MM
A2 ¤	22B8C900MM	2,0	4,42	900	800	75	300	2,0	600	4,62	2,0	A2 Z	22B8C900MM
A2 ¤	22B1D200KK	1,5	2,23	200	100	100	300	1,5	600	2,36	1,5	A2 Z	22B1D200KK
A2 ¤	22B2D300KK	1,5	2,41	300	200	100	300	1,5	600	2,55	1,5	A2 Z	22B2D300KK
A2 ¤	22B3D400KK	1,5	2,59	400	300	100	300	1,5	600	2,74	1,5	A2 Z	22B3D400KK
A2 ¤	22B4D500KK	1,5	2,76	500	400	100	300	1,5	600	2,93	1,5	A2 Z	22B4D500KK
A2 ¤	22B5D600KK	1,5	2,94	600	500	100	300	1,5	600	3,12	1,5	A2 Z	22B5D600KK
A2 ¤	22B6D700MM	2,0	4,36	700	600	100	300	2,0	600	4,55	2,0	A2 Z	22B6D700MM
A2 ¤	22B7D800MM	2,0	4,63	800	700	100	300	2,0	600	4,83	2,0	A2 Z	22B7D800MM
A2 ¤	22B8D900MM	2,0	4,89	900	800	100	300	2,0	600	5,12	2,0	A2 Z	22B8D900MM
A2 ¤	22B1J200KK	1,5	2,41	200	100	113	300	1,5	600	2,55	1,5	A2 Z	22B1J200KK
A2 ¤	22B2J300KK	1,5	2,58	300	200	113	300	1,5	600	2,74	1,5	A2 Z	22B2J300KK
A2 ¤	22B3J400KK	1,5	2,76	400	300	113	300	1,5	600	2,93	1,5	A2 Z	22B3J400KK
A2 ¤	22B4J500KK	1,5	2,94	500	400	113	300	1,5	600	3,12	1,5	A2 Z	22B4J500KK
A2 ¤	22B5J600KK	1,5	3,12	600	500	113	300	1,5	600	3,31	1,5	A2 Z	22B5J600KK
A2 ¤	22B6J700MM	2,0	4,59	700	600	113	300	2,0	600	4,80	2,0	A2 Z	22B6J700MM
A2 ¤	22B7J800MM	2,0	4,86	800	700	113	300	2,0	600	5,08	2,0	A2 Z	22B7J800MM
A2 ¤	22B8J900MM	2,0	5,13	900	800	113	300	2,0	600	5,36	2,0	A2 Z	22B8J900MM

¤ Scegli il materiale/ *Choose the material*

COPERCHIO *Cover*

22 S I Y Z

22N Versione normale *Normal version*

22Q Versione autobloccante *Self-locking version*

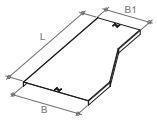

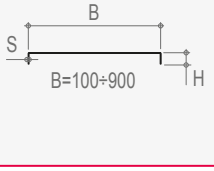

S I Y	Codice/ Code	S mm	♙ kg/pz	B mm	B1 mm	H mm	R mm	L mm	♙ kg/pz	S mm	Z	Codice/ Code
A2 ¤	22N1R200F	1,0	0,99	200	100	15	300	600	1,08	1,0	A2 Z	22N1R200F
A2 ¤	22N2R300F	1,0	1,46	300	200	15	300	600	1,60	1,0	A2 Z	22N2R300F
A2 ¤	22N3R400F	1,0	1,94	400	300	15	300	600	2,11	1,0	A2 Z	22N3R400F
A2 ¤	22N4R500F	1,0	2,41	500	400	15	300	600	2,62	1,0	A2 Z	22N4R500F
A2 ¤	22N5R600F	1,0	2,88	600	500	15	300	600	3,14	1,0	A2 Z	22N5R600F
A2 ¤	22N6R700K	1,5	5,02	700	600	15	300	600	5,33	1,5	A2 Z	22N6R700K
A2 ¤	22N7R800K	1,5	5,73	800	700	15	300	600	6,08	1,5	A2 Z	22N7R800K
A2 ¤	22N8R900K	1,5	6,44	900	800	15	300	600	6,82	1,5	A2 Z	22N8R900K

¤ Scegli il materiale/ *Choose the material*

STANDARD					
S	Zincato Sendzimir *Pre-galvanized Sendzimir*	I	Acciaio Inox AISI 304 *AISI 304 Stainless steel*	Y	Acciaio Inox AISI 316L *AISI 316L Stainless steel*
Z	Zincato a caldo dopo lavorazione *Hot-dip galvanized after manufacture*	J	AISI 304 Decontaminato *AISI 304 Decontamined*	N	AISI 316L Decontaminato *AISI 316L Decontamined*

VARIANT		
V	Sendzimir con Verniciatura RAL 5012 *Sendzimir with RAL 5012 Painted*	
W	Zinc. a c. con Verniciatura RAL 5012 *Hot-dip galv. with RAL 5012 Painted*	

ELEMENTO BULLONATO PER CURVA SNODATA VERTICALE *Bolted element for articulated vertical bend*

37B S I Y Z

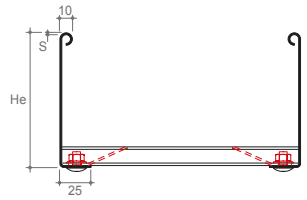

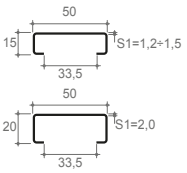

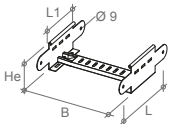

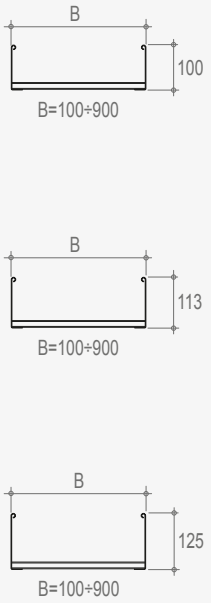

S I Y	Codice/ Code	S mm	Δ kg/pz	B mm	He mm	S1 mm	L mm	L1 mm	Δ kg/pz	S mm	Z	Codice/ Code
A2 ¤	37B1C100KK	1,5	0,63	100	75	1,5	250	150	0,66	1,5	A2 Z	37B1C100KK
A2 ¤	37B1C200KK	1,5	0,72	200	75	1,5	250	150	0,76	1,5	A2 Z	37B1C200KK
A2 ¤	37B1C300KK	1,5	0,81	300	75	1,5	250	150	0,85	1,5	A2 Z	37B1C300KK
A2 ¤	37B1C400KK	1,5	0,89	400	75	1,5	250	150	0,95	1,5	A2 Z	37B1C400KK
A2 ¤	37B1C500KK	1,5	0,98	500	75	1,5	250	150	1,04	1,5	A2 Z	37B1C500KK
A2 ¤	37B1C600KK	1,5	1,07	600	75	1,5	250	150	1,14	1,5	A2 Z	37B1C600KK
A2 ¤	37B1C700MM	2,0	1,66	700	75	2,0	250	150	1,73	2,0	A2 Z	37B1C700MM
A2 ¤	37B1C800MM	2,0	1,79	800	75	2,0	250	150	1,87	2,0	A2 Z	37B1C800MM
A2 ¤	37B1C900MM	2,0	1,92	900	75	2,0	250	150	2,01	2,0	A2 Z	37B1C900MM
A2 ¤	37B1D100KK	1,5	0,71	100	100	1,5	250	150	0,76	1,5	A2 Z	37B1D100KK
A2 ¤	37B1D200KK	1,5	0,80	200	100	1,5	250	150	0,85	1,5	A2 Z	37B1D200KK
A2 ¤	37B1D300KK	1,5	0,89	300	100	1,5	250	150	0,95	1,5	A2 Z	37B1D300KK
A2 ¤	37B1D400KK	1,5	0,98	400	100	1,5	250	150	1,04	1,5	A2 Z	37B1D400KK
A2 ¤	37B1D500KK	1,5	1,07	500	100	1,5	250	150	1,14	1,5	A2 Z	37B1D500KK
A2 ¤	37B1D600KK	1,5	1,16	600	100	1,5	250	150	1,23	1,5	A2 Z	37B1D600KK
A2 ¤	37B1D700MM	2,0	1,77	700	100	2,0	250	150	1,85	2,0	A2 Z	37B1D700MM
A2 ¤	37B1D800MM	2,0	1,91	800	100	2,0	250	150	1,99	2,0	A2 Z	37B1D800MM
A2 ¤	37B1D900MM	2,0	2,04	900	100	2,0	250	150	2,13	2,0	A2 Z	37B1D900MM
A2 ¤	37B1J100KK	1,5	0,76	100	113	1,5	250	150	0,80	1,5	A2 Z	37B1J100KK
A2 ¤	37B1J200KK	1,5	0,85	200	113	1,5	250	150	0,90	1,5	A2 Z	37B1J200KK
A2 ¤	37B1J300KK	1,5	0,94	300	113	1,5	250	150	0,99	1,5	A2 Z	37B1J300KK
A2 ¤	37B1J400KK	1,5	1,03	400	113	1,5	250	150	1,09	1,5	A2 Z	37B1J400KK
A2 ¤	37B1J500KK	1,5	1,12	500	113	1,5	250	150	1,18	1,5	A2 Z	37B1J500KK
A2 ¤	37B1J600KK	1,5	1,21	600	113	1,5	250	150	1,28	1,5	A2 Z	37B1J600KK
A2 ¤	37B1J700MM	2,0	1,83	700	113	2,0	250	150	1,91	2,0	A2 Z	37B1J700MM
A2 ¤	37B1J800MM	2,0	1,97	800	113	2,0	250	150	2,05	2,0	A2 Z	37B1J800MM
A2 ¤	37B1J900MM	2,0	2,10	900	113	2,0	250	150	2,20	2,0	A2 Z	37B1J900MM

Per l'installazione sono necessari 2 giunti a snodo verticale (Art. 63) / *For the installation 2 vertical hinged joints are necessary (Art. 63)*
I coperchi si ottengono adattando in opera quelli rettilinei / *Covers are obtained by fitting the straight ones on site*
¤ Scegli il materiale/ *Choose the material*

ESEMPI DI MONTAGGIO *Installation examples*

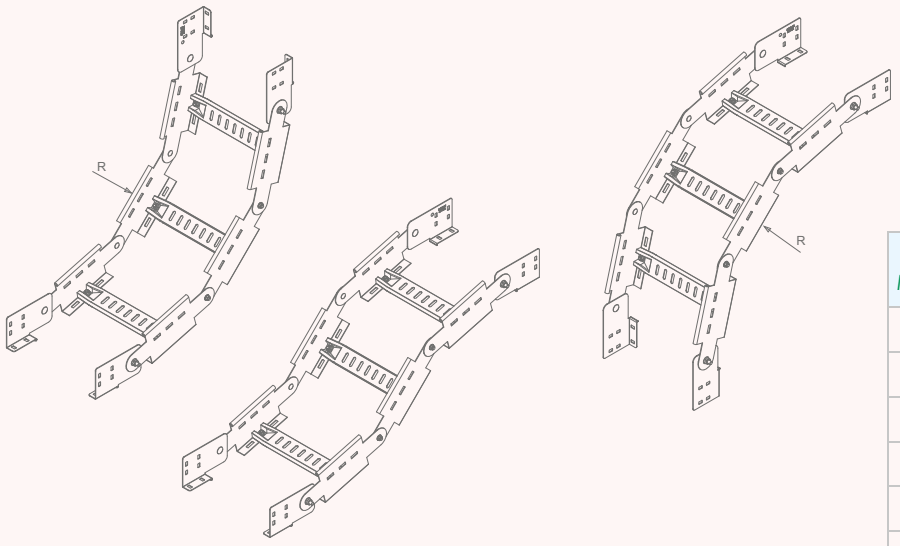

Nr. elementi / No. elements	Raggio interno minimo R [mm] / Minimum internal radius R [mm]
1	230
2	390
3	550
4	710
5	870
6	1030

STANDARD						
S	Zincato Sendzimir *Pre-galvanized Sendzimir*	I	Acciaio Inox AISI 304 *AISI 304 Stainless steel*	Y	Acciaio Inox AISI 316L *AISI 316L Stainless steel*
Z	Zincato a caldo dopo lavorazione *Hot-dip galvanized after manufacture*	J	AISI 304 Decontaminato *AISI 304 Decontamined*	N	AISI 316L Decontaminato *AISI 316L Decontamined*

VARIANT		
V	Sendzimir con Verniciatura RAL 5012 *Sendzimir with RAL 5012 Painted*	
W	Zinc. a c. con Verniciatura RAL 5012 *Hot-dip galv. with RAL 5012 Painted*	

GIUNTO SNODATO VERTICALE *Vertical hinged joint*

63

S I Y Z

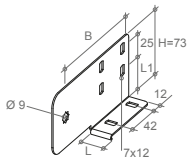

He= altezza nominale passerella
He= cable tray nominal height

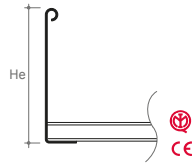

S I Y	Codice/ Code	S mm	A kg/pz	B mm	H mm	He mm	L mm	L1 mm	A kg/pz	S mm	Z	Codice/ Code
B2 ¤	63A5H025M	2,0	0,37	125	62	75	25	37	0,37	2,0	B2 Z	63A5H025M
B2 ¤	63A5I025M	2,0	0,42	125	87	100	25	37	0,44	2,0	B2 Z	63A5I025M
B2 ¤	63A5D025M	2,0	0,48	125	99	113	25	37	0,50	2,0	B2 Z	63A5D025M

Articolo completo di vite e dado (M8) / *Item complete with screw and nut (M8)*
Bulloneria di fissaggio M6 non inclusa / *M6 fixing hardware not included*
¤ Scegli il materiale/ *Choose the material*

GIUNTO *Joint*

60

S I Y Z

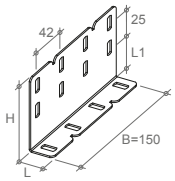

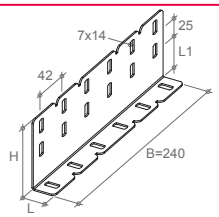

He= altezza nominale passerella
He= cable tray nominal height

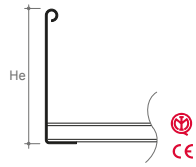

S I Y	Codice/ Code	S mm	A kg/pz	B mm	H mm	He mm	L mm	L1 mm	A kg/pz	S mm	Z	Codice/ Code
B2 ¤	60A4H025K	1,5	0,14	150	62	75	25	12	0,15	1,5	B2 Z	60A4H025K
B2 ¤	60A4H025M	2,0	0,19	150	62	75	25	12	0,19	2,0	B2 Z	60A4H025M
B2 ¤	60A4I025K	1,5	0,18	150	87	100	25	37	0,19	1,5	B2 Z	60A4I025K
B2 ¤	60A4I025M	2,0	0,25	150	87	100	25	37	0,26	2,0	B2 Z	60A4I025M
B2 ¤	60A4D025K	1,5	0,21	150	100	113	25	62	0,22	1,5	B2 Z	60A4D025K
B2 ¤	60A4D025M	2,0	0,27	150	100	113	25	62	0,29	2,0	B2 Z	60A4D025M
B2 ¤	60A5H025K	1,5	0,22	240	62	75	25	12	0,24	1,5	B2 Z	60A5H025K
B2 ¤	60A5H025M	2,0	0,29	240	62	75	25	12	0,31	2,0	B2 Z	60A5H025M
B2 ¤	60A5I025K	1,5	0,30	240	87	100	25	37	0,31	1,5	B2 Z	60A5I025K
B2 ¤	60A5I025M	2,0	0,39	240	87	100	25	37	0,41	2,0	B2 Z	60A5I025M
B2 ¤	60A5D025K	1,5	0,33	240	100	113	25	62	0,35	1,5	B2 Z	60A5D025K
B2 ¤	60A5D025M	2,0	0,44	240	100	113	25	62	0,46	2,0	B2 Z	60A5D025M

Bulloneria di fissaggio M6 non inclusa / *M6 fixing hardware not included*
¤ Scegli il materiale/ *Choose the material*

GIUNTO DI CONNESSIONE A 90° *90° connection joint*

38

S I Y Z

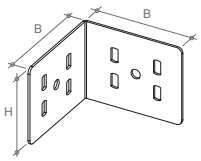

He= altezza nominale passerella
He= cable tray nominal height

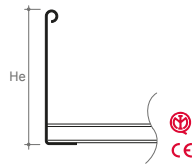

S I Y	Codice/ Code	S mm	A kg/pz	B mm	H mm	He mm	A kg/pz	S mm	Z	Codice/ Code
B2 ¤	38ADB000M	2,0	0,14	100	50	75	0,15	2,0	B2 Z	38ADB000M
B2 ¤	38ADC000M	2,0	0,21	100	75	100	0,22	2,0	B2 Z	38ADC000M
B2 ¤	38ADI000M	2,0	0,25	100	87	113	0,26	2,0	B2 Z	38ADI000M

Bulloneria di fissaggio M6 non inclusa / *M6 fixing hardware not included*
¤ Scegli il materiale/ *Choose the material*

STANDARD						
S	Zincato Sendzimir *Pre-galvanized Sendzimir*	I	Acciaio Inox AISI 304 *AISI 304 Stainless steel*	Y	Acciaio Inox AISI 316L *AISI 316L Stainless steel*
Z	Zincato a caldo dopo lavorazione *Hot-dip galvanized after manufacture*	J	AISI 304 Decontaminato *AISI 304 Decontamined*	N	AISI 316L Decontaminato *AISI 316L Decontamined*

VARIANT			
V	Sendzimir con Verniciatura RAL 5012 *Sendzimir with RAL 5012 Painted*	A	Lega di alluminio *Aluminium alloy*
W	Zinc. a c. con Verniciatura RAL 5012 *Hot-dip galv. with RAL 5012 Painted*	B	Lega di alluminio anodizzato *Aluminium alloy anodized*

GIUNTO DI ESPANSIONE *Expansion joint*

64

S
I
Y
Z

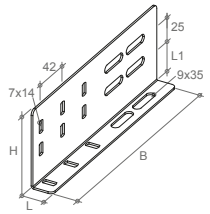

He= altezza nominale passerella
He= cable tray nominal height

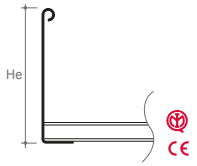

Vedi pagg. 14-15
See pages 14-15

S I Y	Codice/ Code	S mm	kg/pz	B mm	H mm	He mm	L mm	L1 mm	kg/pz	S mm	Z	Codice/ Code
B2 ¤	64A5H025M	2,0	0,29	240	62	75	25	37	0,30	2,0	B2 Z	64A5H025M
B2 ¤	64A5I025M	2,0	0,38	240	87	100	25	37	0,40	2,0	B2 Z	64A5I025M
B2 ¤	64A5D025M	2,0	0,41	240	100	113	25	37	0,43	2,0	B2 Z	64A5D025M

Bulloneria di fissaggio M6 non inclusa (vedi pag. 205) / *M6 fixing hardware not included (see page 205)*

¤ Scegli il materiale/ *Choose the material*

GIUNTO ADATTABILE ORIZZONTALE *Horizontal adjustable joint*

65

S
I
Y
Z

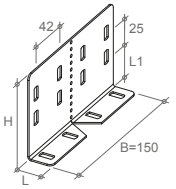

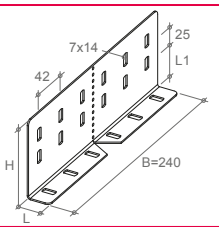

He= altezza nominale passerella
He= cable tray nominal height

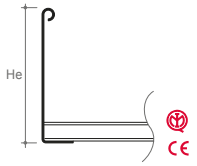

S I Y	Codice/ Code	S mm	kg/pz	B mm	H mm	He mm	L mm	L1 mm	kg/pz	S mm	Z	Codice/ Code
B2 ¤	65A4H025M	2,0	0,17	150	62	75	25	12	0,18	2,0	B2 Z	65A4H025M
B2 ¤	65A4I025M	2,0	0,23	150	87	100	25	37	0,24	2,0	B2 Z	65A4I025M
B2 ¤	65A4D025M	2,0	0,26	150	100	113	25	62	0,27	2,0	B2 Z	65A4D025M
B2 ¤	65A5H025M	2,0	0,29	240	62	75	25	12	0,30	2,0	B2 Z	65A5H025M
B2 ¤	65A5I025M	2,0	0,38	240	87	100	25	37	0,40	2,0	B2 Z	65A5I025M
B2 ¤	65A5D025M	2,0	0,43	240	100	113	25	62	0,45	2,0	B2 Z	65A5D025M

Bulloneria di fissaggio M6 non inclusa / *M6 fixing hardware not included*

¤ Scegli il materiale/ *Choose the material*

GIUNTO ADATTABILE ORIZZONTALE LUNGO *Long horizontal adjustable joint*

65

S
I
Y
Z

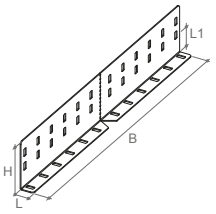

He= altezza nominale passerella
He= cable tray nominal height

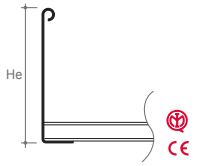

S I Y	Codice/ Code	S mm	kg/pz	B mm	H mm	He mm	L mm	L1 mm	kg/pz	S mm	Z	Codice/ Code
B2 ¤	65AEH025M	2,0	0,59	500	62	75	25	12	0,62	2,0	B2 Z	65AEH025M
B2 ¤	65AEI025M	2,0	0,78	500	87	100	25	37	0,82	2,0	B2 Z	65AEI025M
B2 ¤	65AED025M	2,0	0,88	500	100	113	25	62	0,92	2,0	B2 Z	65AED025M

Bulloneria di fissaggio M6 non inclusa / *M6 fixing hardware not included*

¤ Scegli il materiale/ *Choose the material*

STANDARD						
S	Zincato Sendzimir *Pre-galvanized Sendzimir*	I	Acciaio Inox AISI 304 *AISI 304 Stainless steel*	Y	Acciaio Inox AISI 316L *AISI 316L Stainless steel*
Z	Zincato a caldo dopo lavorazione *Hot-dip galvanized after manufacture*	J	AISI 304 Decontaminato *AISI 304 Decontamined*	N	AISI 316L Decontaminato *AISI 316L Decontamined*

VARIANT			
V	Sendzimir con Verniciatura RAL 5012 *Sendzimir with RAL 5012 Painted*	A	Lega di alluminio *Aluminium alloy*
W	Zinc. a c. con Verniciatura RAL 5012 *Hot-dip galv. with RAL 5012 Painted*	B	Lega di alluminio anodizzato *Aluminium alloy anodized*

GIUNTO PER CONNESSIONE A T VERTICALE *Vertical T connection joint*

66

S I Y Z

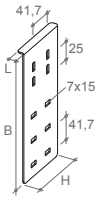

He= altezza nominale passerella
He= cable tray nominal height

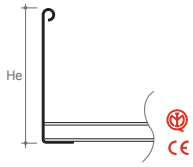

S I Y	Codice/ Code	S mm	⚖ kg/pz	B mm	H mm	He mm	L mm			⚖ kg/pz	S mm	Z	Codice/ Code
B2 ¤	66BXC010M	2,0	0,28	225	100	75	10			0,29	2,0	B2 Z	66BXC010M
B2 ¤	66BXD010M	2,0	0,35	225	100	100	10			0,37	2,0	B2 Z	66BXD010M
B2 ¤	66BXJ010M	2,0	0,42	238	113	113	10			0,45	2,0	B2 Z	66BXJ010M

Bulloneria di fissaggio M6 non inclusa / *M6 fixing hardware not included*
¤ Scegli il materiale/ *Choose the material*

BLOCCA COPERCHIO *Cover clamp*

90
SERIE 3

S I Y Z

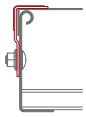

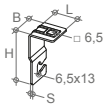

He= altezza nominale passerella
He= cable tray nominal height

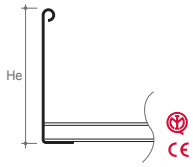

S I Y	Codice/ Code	S mm	⚖ kg/pz	B mm	H mm	L mm	He mm			⚖ kg/pz	S mm	Z	Codice/ Code
A3 ¤	90MXE050M	2,0	0,02	25	52	25	75-100			0,03	2,0	A3 Z	90MXE050M
A3 ¤	90MXE060M	2,0	0,02	25	60	25	113			0,03	2,0	A3 Z	90MXE060M

Solo per installazioni in ambiente interno / *Only for indoor installations*
Bulloneria di fissaggio M6 non inclusa / *M6 fixing hardware not included*
¤ Scegli il materiale/ *Choose the material*

ALZA BLOCCA COPERCHIO *Cover spacer*

93

S I Y Z

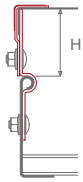

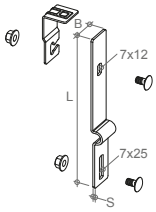

	Codice/ Code	S mm	⚖ kg/pz	B mm	H mm	L mm				⚖ kg/pz	S mm		Codice/ Code
B2 S	93B2X050ME02	2,0	0,09	25	50	110				0,09	2,0	B2 Z	93B2X050MD02
B2 S	93B2X100ME02	2,0	0,11	25	100	160				0,11	2,0	B2 Z	93B2X100MD02
B2 S	93B2X125ME02	2,0	0,12	25	125	185				0,12	2,0	B2 Z	93B2X125MD02
B2 I	93B2X050MJ02	2,0	0,09	25	50	110							
B2 I	93B2X100MJ02	2,0	0,11	25	100	160							
B2 I	93B2X125MJ02	2,0	0,12	25	125	185							
B2 Y	93B2X050MN02	2,0	0,09	25	50	110							
B2 Y	93B2X100MN02	2,0	0,11	25	100	160							
B2 Y	93B2X125MN02	2,0	0,12	25	125	185							

Articolo completo di nr. 2 viti (M6x12) e nr. 2 dadi (M6) / *Item complete with no. 2 screws (M6x12) and no. 2 nuts (M6)*

STANDARD						
S	Zincato Sendzimir *Pre-galvanized Sendzimir*	I	Acciaio Inox AISI 304 *AISI 304 Stainless steel*	Y	Acciaio Inox AISI 316L *AISI 316L Stainless steel*
Z	Zincato a caldo dopo lavorazione *Hot-dip galvanized after manufacture*	J	AISI 304 Decontaminato *AISI 304 Decontamined*	N	AISI 316L Decontaminato *AISI 316L Decontamined*

VARIANT			
V	Sendzimir con Verniciatura RAL 5012 *Sendzimir with RAL 5012 Painted*	A	Lega di alluminio *Aluminium alloy*
W	Zinc. a c. con Verniciatura RAL 5012 *Hot-dip galv. with RAL 5012 Painted*	B	Lega di alluminio anodizzato *Aluminium alloy anodized*

PIASTRA DI FISSAGGIO A MURO *Wall fixing plate*

67

S
I
Y
Z

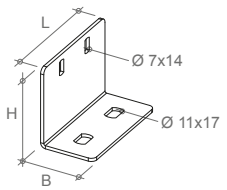

He= altezza nominale passerella
He= cable tray nominal height

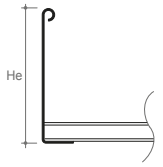

S I Y	Codice/ Code	S mm	♙ kg/pz	B mm	H mm	He mm	L mm	♙ kg/pz	S mm	Z	Codice/ Code
B2 ¤	67ADB050Q	3,0	0,21	50	50	75	100	0,22	3,0	B2 Z	67ADB050Q
B2 ¤	67ADC050Q	3,0	0,27	50	75	100-113	100	0,28	3,0	B2 Z	67ADC050Q

Bulloneria di fissaggio M6 non inclusa / *M6 fixing hardware not included*
¤ Scegli il materiale/ *Choose the material*

BLOCCA PASSERELLA *Side profile locking device*

98M
SERIE 3

S
I
Y
Z

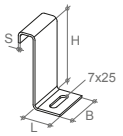

S I Y	Codice/ Code	S mm	♙ kg/pz	B mm	H mm	L mm	♙ kg/pz	S mm	Z	Codice/ Code
A3 ¤	98M5X075M	2,0	0,08	40	75	28	0,08	2,0	A3 Z	98M5X075M
A3 ¤	98M5X100M	2,0	0,09	40	100	28	0,09	2,0	A3 Z	98M5X100M
A3 ¤	98M5X113M	2,0	0,11	40	113	28	0,11	2,0	A3 Z	98M5X113M

Bulloneria di fissaggio M6 non inclusa / *M6 fixing hardware not included*
Nota: non consente l'installazione del coperchio / *Note: It does not allow the installation of cover*
¤ Scegli il materiale/ *Choose the material*

BLOCCA / GUIDA PASSERELLA A TRAVE *Hold down clamp / expansion guide for rack fixing*

85

I
Y
D

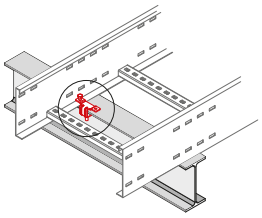

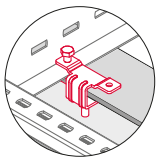

Blocca / *Hold down clamp*

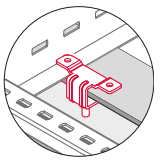

Guida / *Expansion guide*

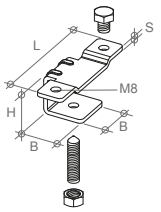

I	Codice/ Code	S mm	♙ kg/pz	B mm	H mm	L mm	♙ kg/pz	S mm	Y	Codice/ Code
B2 I	85JXG090Q1J02	3,0	0,18	30	30	86	0,18	3,0	B2 Y	85JXG090Q1N02

D	Codice/ Code	S mm	♙ kg/pz	B mm	H mm	L mm
B2 D	85JXG090Q1D02	3,0	0,18	30	30	86

Bulloneria di fissaggio M8 inclusa / *M8 fixing hardware included*

STANDARD						
	S	Zincato Sendzimir *Pre-galvanized Sendzimir*	I	Acciaio Inox AISI 304 *AISI 304 Stainless steel*	Y	Acciaio Inox AISI 316L *AISI 316L Stainless steel*
	Z	Zincato a caldo dopo lavorazione *Hot-dip galvanized after manufacture*	J	AISI 304 Decontaminato *AISI 304 Decontamined*	N	AISI 316L Decontaminato *AISI 316L Decontamined*

VARIANT				
V	Sendzimir con Verniciatura RAL 5012 *Sendzimir with RAL 5012 Painted*	A	Lega di alluminio *Aluminium alloy*
W	Zinc. a c. con Verniciatura RAL 5012 *Hot-dip galv. with RAL 5012 Painted*	B	Lega di alluminio anodizzato *Aluminium alloy anodized*

BLOCCA COPERCHIO AD OMEGA DI SICUREZZA *Security omega cover clamp*

98A SERIE 3 | 98B SERIE 3

S I Y Z

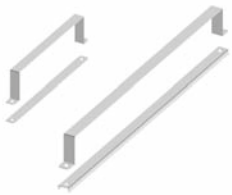

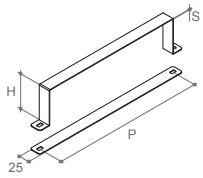

B = 110÷610

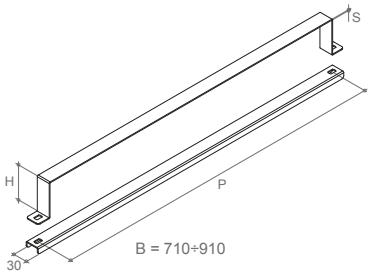

B = 710÷910

B = 110÷610



B = 710÷910

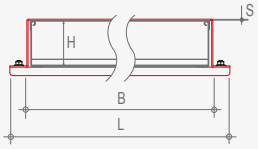

S I Y Codice/ Code	S mm	⚖ kg/pz	B mm	H mm	L mm	P mm			⚖ kg/pz	S mm	Z Codice/ Code
A3 ¤ 98AZC100K	1,5	0,14	110	74	160	135			0,15	1,5	A3 Z 98AZC100K
A3 ¤ 98AZC200K	1,5	0,21	210	74	260	235			0,22	1,5	A3 Z 98AZC200K
A3 ¤ 98AZC300K	1,5	0,27	310	74	360	335			0,28	1,5	A3 Z 98AZC300K
A3 ¤ 98AZC400K	1,5	0,33	410	74	460	435			0,35	1,5	A3 Z 98AZC400K
A3 ¤ 98AZC500K	1,5	0,39	510	74	560	535			0,41	1,5	A3 Z 98AZC500K
A3 ¤ 98AZC600K	1,5	0,44	610	74	660	635			0,47	1,5	A3 Z 98AZC600K
A3 ¤ 98BZC700M	2,0	1,06	710	74	770	740			1,11	2,0	A3 Z 98BZC700M
A3 ¤ 98BZC800M	2,0	1,19	810	74	870	840			1,24	2,0	A3 Z 98BZC800M
A3 ¤ 98BZC900M	2,0	1,31	910	74	970	940			1,37	2,0	A3 Z 98BZC900M
A3 ¤ 98AZD100K	1,5	0,16	110	99	160	135			0,17	1,5	A3 Z 98AZD100K
A3 ¤ 98AZD200K	1,5	0,21	210	99	260	235			0,22	1,5	A3 Z 98AZD200K
A3 ¤ 98AZD300K	1,5	0,27	310	99	360	335			0,29	1,5	A3 Z 98AZD300K
A3 ¤ 98AZD400K	1,5	0,33	410	99	460	435			0,35	1,5	A3 Z 98AZD400K
A3 ¤ 98AZD500K	1,5	0,38	510	99	560	535			0,40	1,5	A3 Z 98AZD500K
A3 ¤ 98AZD600K	1,5	0,44	610	99	660	635			0,47	1,5	A3 Z 98AZD600K
A3 ¤ 98BZD700M	2,0	1,00	710	99	770	740			1,05	2,0	A3 Z 98BZD700M
A3 ¤ 98BZD800M	2,0	1,18	810	99	870	840			1,23	2,0	A3 Z 98BZD800M
A3 ¤ 98BZD900M	2,0	1,31	910	99	970	940			1,37	2,0	A3 Z 98BZD900M
A3 ¤ 98AZJ100K	1,5	0,17	110	112	160	135			0,18	1,5	A3 Z 98AZJ100K
A3 ¤ 98AZJ200K	1,5	0,22	210	112	260	235			0,23	1,5	A3 Z 98AZJ200K
A3 ¤ 98AZJ300K	1,5	0,28	310	112	360	335			0,30	1,5	A3 Z 98AZJ300K
A3 ¤ 98AZJ400K	1,5	0,34	410	112	460	435			0,36	1,5	A3 Z 98AZJ400K
A3 ¤ 98AZJ500K	1,5	0,39	510	112	560	535			0,41	1,5	A3 Z 98AZJ500K
A3 ¤ 98AZJ600K	1,5	0,45	610	112	660	635			0,48	1,5	A3 Z 98AZJ600K
A3 ¤ 98BZJ700M	2,0	1,06	710	112	770	740			1,11	2,0	A3 Z 98BZJ700M
A3 ¤ 98BZJ800M	2,0	1,19	810	112	870	840			1,24	2,0	A3 Z 98BZJ800M
A3 ¤ 98BZJ900M	2,0	1,32	910	112	970	940			1,38	2,0	A3 Z 98BZJ900M

Bulloneria di fissaggio M6/M8 non inclusa / *M6/M8 fixing hardware not included*

¤ Scegli il materiale/ *Choose the material*

BARRETTA DI TERRA PER COLLEGAMENTO EQUIPOTENZIALE COPERCHI *Earthing bar for covers equipotential connection*

62 SERIE 3 | S I Y R

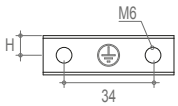

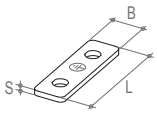

S I Y Codice/ Code	S mm	⚖ kg/pz	B mm	H mm	L mm				⚖ kg/pz	S mm	R Codice/ Code
A3 ¤ 62X1X015M	2,0	0,02	15	7,5	50				0,02	2,0	A3 R 62X1X015M

Completo di n° 2 viti testa bombata a doppio intaglio M6x6 / *Complete with no. 2 M6x6 double slotted convex head screws*

¤ Scegli il materiale/ *Choose the material*

STANDARD							
	S	Zincato Sendzimir *Pre-galvanized Sendzimir*	I	Acciaio Inox AISI 304 *AISI 304 Stainless steel*	Y	Acciaio Inox AISI 316L *AISI 316L Stainless steel*
	Z	Zincato a caldo dopo lavorazione *Hot-dip galvanized after manufacture*	J	AISI 304 Decontaminato *AISI 304 Decontamined*	N	AISI 316L Decontaminato *AISI 316L Decontamined*

VARIANT				
	V	Sendzimir con Verniciatura RAL 5012 *Sendzimir with RAL 5012 Painted*	A	Lega di alluminio *Aluminium alloy*
	W	Zinc. a c. con Verniciatura RAL 5012 *Hot-dip galv. with RAL 5012 Painted*	B	Lega di alluminio anodizzato *Aluminium alloy anodized*

BLOCCA PASSERELLA A TRAVERSINI *Cable ladder locking device*

84

S

I

Y

Z

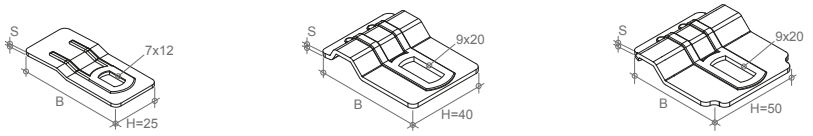

S I Y	Codice/ Code	S mm	♙ kg/pz	B mm	H mm					♙ kg/pz	S mm	Z	Codice/ Code
B2 ¤	84XXX025K	1,5	0,02	55	25					0,02	1,5	B2 Z	84XXX025K
B2 ¤	84XXX040M	2,0	0,03	55	40					0,03	2,0	B2 Z	84XXX040M
B2 ¤	84XXX050M	2,0	0,04	55	50					0,04	2,0	B2 Z	84XXX050M

¤ Scegli il materiale/ *Choose the material*

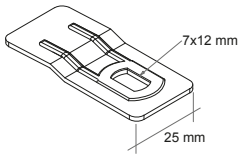

Materiale / Material: S - Z - I - Y

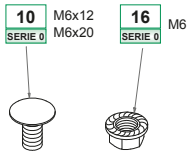

Materiale / Material: D - E - J - N

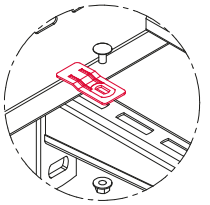

Mensole / Brackets:
55S, 56S, 57S, etc.

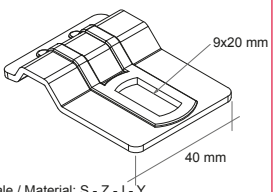

Materiale / Material: S - Z - I - Y

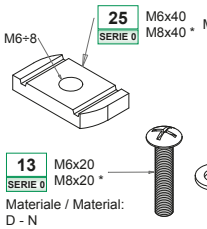

Materiale / Material: E - Z - N

Materiale / Material: D - E - J - N

Materiale / Material: D - N

* : Consigliato / Recommended M8

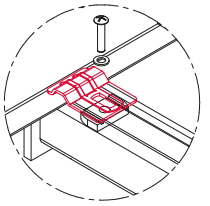

Profili e mensole / Channels and brackets:
UR1

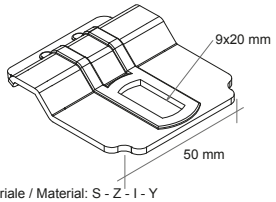

Materiale / Material: S - Z - I - Y

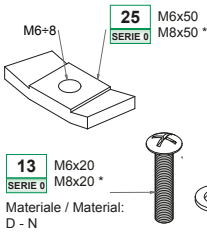

Materiale / Material: D - E - J

Materiale / Material: D - E - J - N

Materiale / Material: D - N

* : Consigliato / Recommended M8

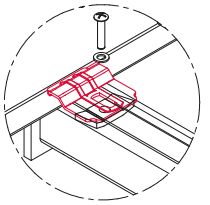

Profili e mensole / Channels and brackets:
UR2

PIASTRA PER SCATOLA DI DERIVAZIONE *Plate for connector block*

94
SERIE 0

S

I

Y

Z

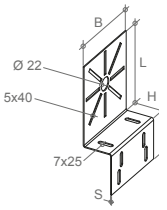

S I Y	Codice/ Code	S mm	♙ kg/pz	B mm	H mm	L mm				♙ kg/pz	S mm	Z	Codice/ Code
A0 ¤	94CXJ125K	1,5	0,33	125	45	136				0,36	1,5	A0 Z	94CXJ125K

Bulloneria di fissaggio non inclusa / *Fixing hardware not included*

¤ Scegli il materiale/ *Choose the material*

STANDARD						
S	Zincato Sendzimir *Pre-galvanized Sendzimir*	I	Acciaio Inox AISI 304 *AISI 304 Stainless steel*	Y	Acciaio Inox AISI 316L *AISI 316L Stainless steel*
Z	Zincato a caldo dopo lavorazione *Hot-dip galvanized after manufacture*	J	AISI 304 Decontaminato *AISI 304 Decontamined*	N	AISI 316L Decontaminato *AISI 316L Decontamined*

VARIANT			
V	Sendzimir con Verniciatura RAL 5012 *Sendzimir with RAL 5012 Painted*	A	Lega di alluminio *Aluminium alloy*
W	Zinc. a c. con Verniciatura RAL 5012 *Hot-dip galv. with RAL 5012 Painted*	B	Lega di alluminio anodizzato *Aluminium alloy anodized*

DERIVAZIONE PER TUBO *Derivation for pipe*

95
SERIE 0
S
I
Y
Z

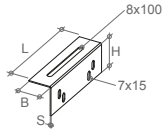

S I Y	Codice/ Code	S mm	kg/pz	B mm	H mm	L mm				kg/pz	S mm	Z	Codice/ Code
A0 ¤	95S4H150K	1,5	0,14	35	50	150				0,15	1,5	A0 Z	95S4H150K

Bulloneria di fissaggio non inclusa / *Fixing hardware not included*
¤ Scegli il materiale/ *Choose the material*

CHIUSURA TERMINALE E/O RIDUZIONE *End element and/or reduction*

24
S
I
Y
Z



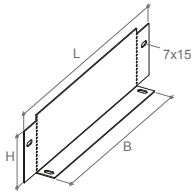

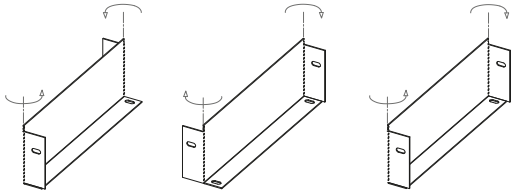

Altre dimensioni a richiesta
Other dimensions on request

S I Y	Codice/ Code	S mm	kg/pz	B mm	H mm	He mm	L mm			kg/pz	S mm	Z	Codice/ Code
B2 ¤	24BXC100K	1,5	0,21	100	62	100	170			0,19	1,5	B2 Z	24BXC100K
B2 ¤	24BXC200K	1,5	0,35	200	62	100	270			0,33	1,5	B2 Z	24BXC200K
B2 ¤	24BXC300K	1,5	0,50	300	62	100	370			0,46	1,5	B2 Z	24BXC300K
B2 ¤	24BXC400K	1,5	0,63	400	62	100	470			0,60	1,5	B2 Z	24BXC400K
B2 ¤	24BXC500K	1,5	0,77	500	62	100	570			0,74	1,5	B2 Z	24BXC500K
B2 ¤	24BXC600K	1,5	0,92	600	62	100	670			0,88	1,5	B2 Z	24BXC600K
B2 ¤	24BXC700M	2,0	1,27	700	62	100	770			1,33	2,0	B2 Z	24BXC700M
B2 ¤	24BXC800M	2,0	1,45	800	62	100	870			1,51	2,0	B2 Z	24BXC800M
B2 ¤	24BXC900M	2,0	1,62	900	62	100	970			1,69	2,0	B2 Z	24BXC900M
B2 ¤	24BXD100K	1,5	0,23	100	87	100	170			0,24	1,5	B2 Z	24BXD100K
B2 ¤	24BXD200K	1,5	0,39	200	87	100	270			0,41	1,5	B2 Z	24BXD200K
B2 ¤	24BXD300K	1,5	0,55	300	87	100	370			0,58	1,5	B2 Z	24BXD300K
B2 ¤	24BXD400K	1,5	0,70	400	87	100	470			0,75	1,5	B2 Z	24BXD400K
B2 ¤	24BXD500K	1,5	0,86	500	87	100	570			0,92	1,5	B2 Z	24BXD500K
B2 ¤	24BXD600K	1,5	1,02	600	87	100	670			1,08	1,5	B2 Z	24BXD600K
B2 ¤	24BXD700M	2,0	1,58	700	87	100	770			1,65	2,0	B2 Z	24BXD700M
B2 ¤	24BXD800M	2,0	1,79	800	87	100	870			1,87	2,0	B2 Z	24BXD800M
B2 ¤	24BXD900M	2,0	2,00	900	87	100	970			2,09	2,0	B2 Z	24BXD900M
B2 ¤	24BXJ100K	1,5	0,25	100	99	113	170			0,27	1,5	B2 Z	24BXJ100K
B2 ¤	24BXJ200K	1,5	0,43	200	99	113	270			0,45	1,5	B2 Z	24BXJ200K
B2 ¤	24BXJ300K	1,5	0,60	300	99	113	370			0,64	1,5	B2 Z	24BXJ300K
B2 ¤	24BXJ400K	1,5	0,77	400	99	113	470			0,82	1,5	B2 Z	24BXJ400K
B2 ¤	24BXJ500K	1,5	0,95	500	99	113	570			1,00	1,5	B2 Z	24BXJ500K
B2 ¤	24BXJ600K	1,5	1,12	600	99	113	670			1,19	1,5	B2 Z	24BXJ600K
B2 ¤	24BXJ700M	2,0	1,73	700	99	113	770			1,80	2,0	B2 Z	24BXJ700M
B2 ¤	24BXJ800M	2,0	1,96	800	99	113	870			2,05	2,0	B2 Z	24BXJ800M
B2 ¤	24BXJ900M	2,0	2,19	900	99	113	970			2,29	2,0	B2 Z	24BXJ900M

Bulloneria di fissaggio M6 non inclusa / *M6 fixing hardware not included*
¤ Scegli il materiale/ *Choose the material*

STANDARD					
S	Zincato Sendzimir *Pre-galvanized Sendzimir*	I	Acciaio Inox AISI 304 *AISI 304 Stainless steel*	Y	Acciaio Inox AISI 316L *AISI 316L Stainless steel*
Z	Zincato a caldo dopo lavorazione *Hot-dip galvanized after manufacture*	J	AISI 304 Decontaminato *AISI 304 Decontamined*	N	AISI 316L Decontaminato *AISI 316L Decontamined*

VARIANT					
V	Sendzimir con Verniciatura RAL 5012 *Sendzimir with RAL 5012 Painted*	A	Lega di alluminio *Aluminium alloy*
W	Zinc. a c. con Verniciatura RAL 5012 *Hot-dip galv. with RAL 5012 Painted*	B	Lega di alluminio anodizzato *Aluminium alloy anodized*

USCITA CAVI *Drop out*

74

S

I

Y

Z



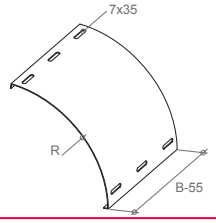

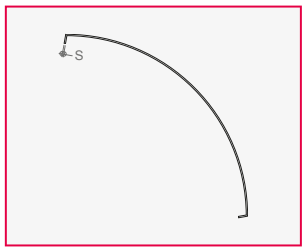

S I Y	Codice/ Code	S mm	⚖ kg/pz	B mm	R mm					⚖ kg/pz	S mm	Z	Codice/ Code
B2 ¤	74X2X200K	1,5	0,55	200	200					0,58	1,5	B2 Z	74X2X200K
B2 ¤	74X2X300K	1,5	0,94	300	200					1,00	1,5	B2 Z	74X2X300K
B2 ¤	74X2X400K	1,5	1,32	400	200					1,40	1,5	B2 Z	74X2X400K
B2 ¤	74X2X500K	1,5	1,70	500	200					1,80	1,5	B2 Z	74X2X500K
B2 ¤	74X2X600K	1,5	2,09	600	200					2,22	1,5	B2 Z	74X2X600K
B2 ¤	74X2X700M	2,0	3,29	700	200					3,44	2,0	B2 Z	74X2X700M
B2 ¤	74X2X800M	2,0	3,80	800	200					3,97	2,0	B2 Z	74X2X800M
B2 ¤	74X2X900M	2,0	4,31	900	200					4,50	2,0	B2 Z	74X2X900M

Bulloneria di fissaggio M6 non inclusa / *M6 fixing hardware not included*

¤ Scegli il materiale/ *Choose the material*

COPERCHI AUTOBLOCCANTI PER ACCESSORI *Self-locking covers for accessories*

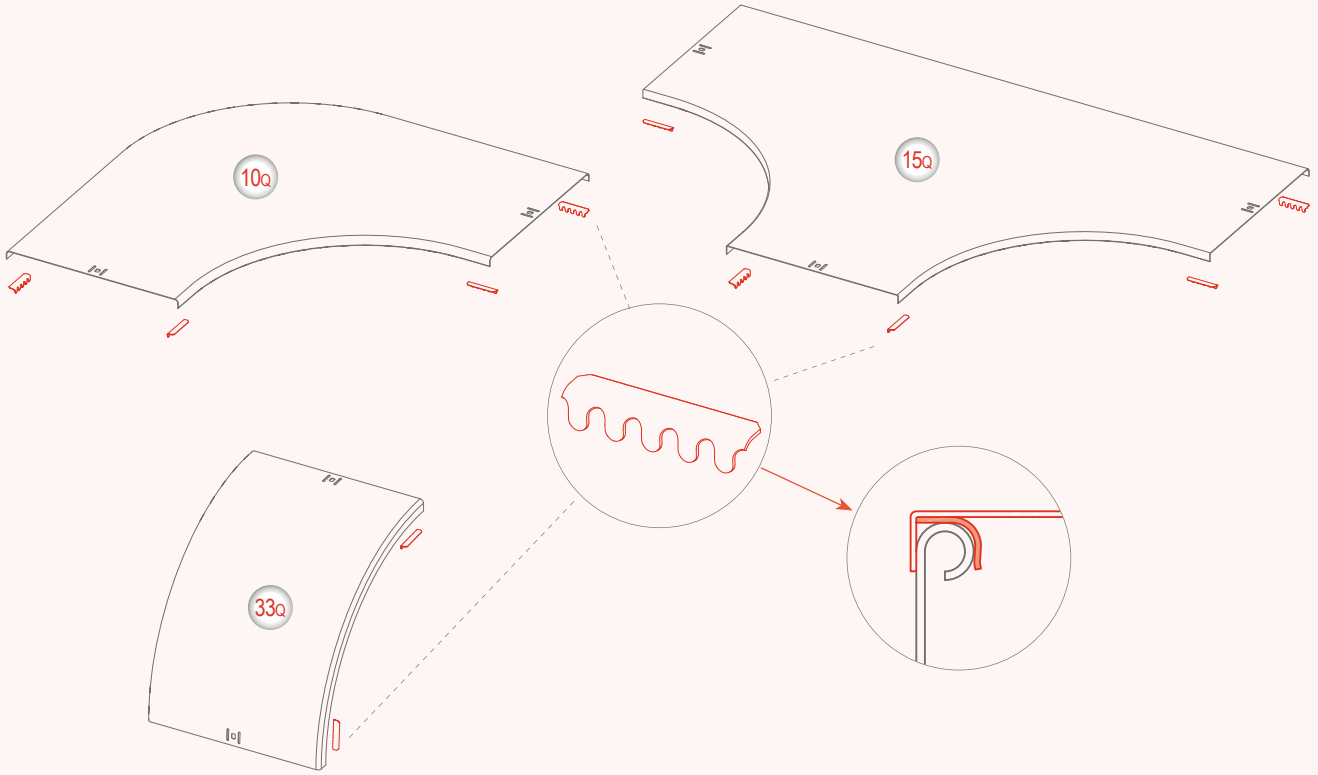

B2Z 10N 3R100F → Esempio di codice per coperchio in versione normale
Code example normal cover

B2Z 10Q 3P100F → Esempio di codice per coperchio in versione autobloccante
Code example self-locking cover

STANDARD						
S	Zincato Sendzimir *Pre-galvanized Sendzimir*	I	Acciaio Inox AISI 304 *AISI 304 Stainless steel*	Y	Acciaio Inox AISI 316L *AISI 316L Stainless steel*
Z	Zincato a caldo dopo lavorazione *Hot-dip galvanized after manufacture*	J	AISI 304 Decontaminato *AISI 304 Decontamined*	N	AISI 316L Decontaminato *AISI 316L Decontamined*

VARIANT			
V	Sendzimir con Verniciatura RAL 5012 *Sendzimir with RAL 5012 Painted*	A	Lega di alluminio *Aluminium alloy*
W	Zinc. a c. con Verniciatura RAL 5012 *Hot-dip galv. with RAL 5012 Painted*	B	Lega di alluminio anodizzato *Aluminium alloy anodized*

ESEMPI DI MONTAGGIO *Installation examples*

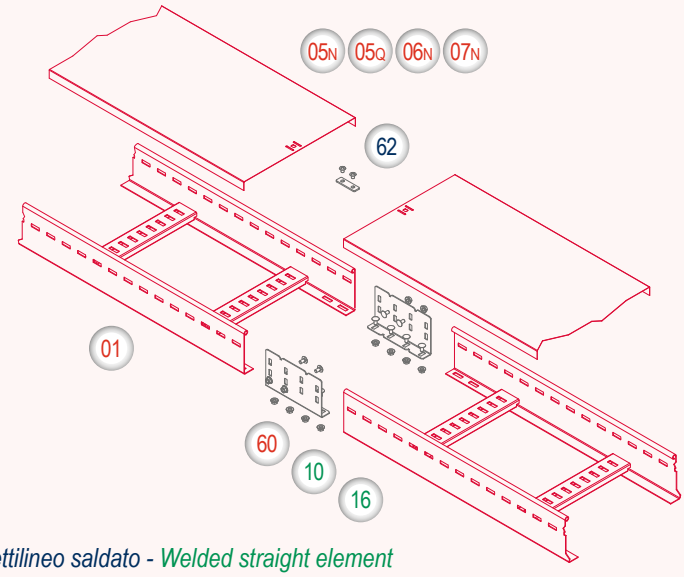

01 *Elemento rettilineo saldato - Welded straight element*

05N 05Q 06N 07N *Coperchio - Cover*

62 *Barretta di terra per colleg. equipotenziale coperchi - Earthing bar for covers equipotential connection*

60 *Giunto - Joint*

10 *Vite M6x12 - M6x12 screw*

16 *Dado esagonale M6 - M6 hexagonal nut*

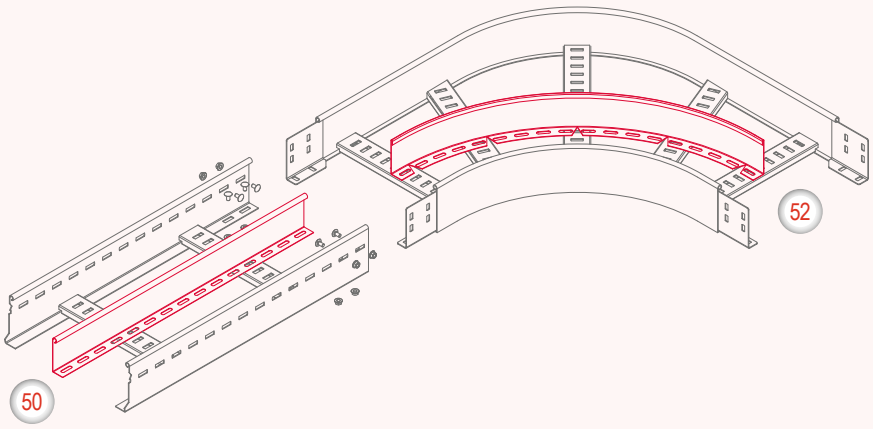

50 *Profilo divisorio per elementi rettilinei - Separator for straight elements*

52 *Profilo divisorio per accessori orizzontali - Separator for horizontal accessories*

ESEMPI DI MONTAGGIO *Installation examples*

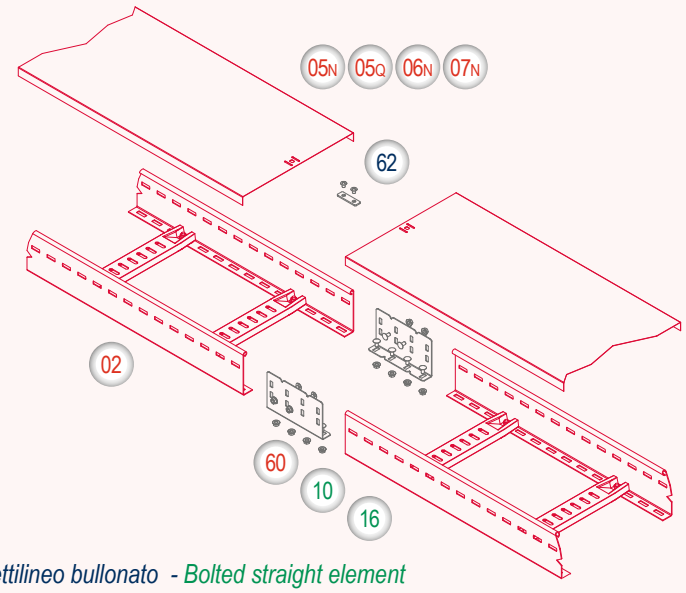

02 *Elemento rettilineo bullonato - Bolted straight element*

05N 05Q 06N 07N *Coperchio - Cover*

62 *Barretta di terra per colleg. equipotenziale coperchi - Earthing bar for covers equipotential connection*

60 *Giunto - Joint*

10 *Vite M6x12 - M6x12 screw*

16 *Dado esagonale M6 - M6 hexagonal nut*

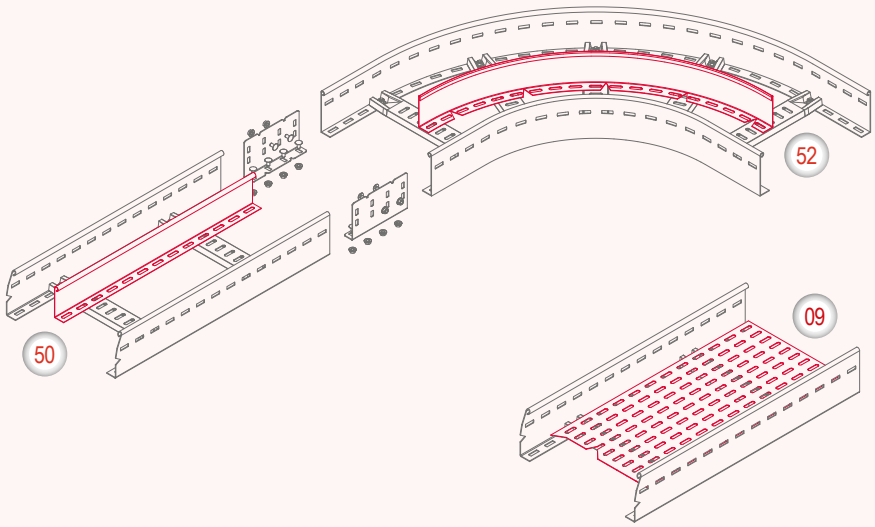

09 *Fondo in lamiera forata - Perforated sheet steel bottom*

50 *Profilo divisorio per elementi rettilinei - Separator for straight elements*

52 *Profilo divisorio per accessori orizzontali - Separator for horizontal accessories*

ESEMPI DI MONTAGGIO *Installation examples*

63 *Giunto snodato verticale - Vertical hinged joint*

65 *Giunto adattabile orizzontale - Horizontal adjustable joint*

90 *Treccia di massa - Bonding jumper*

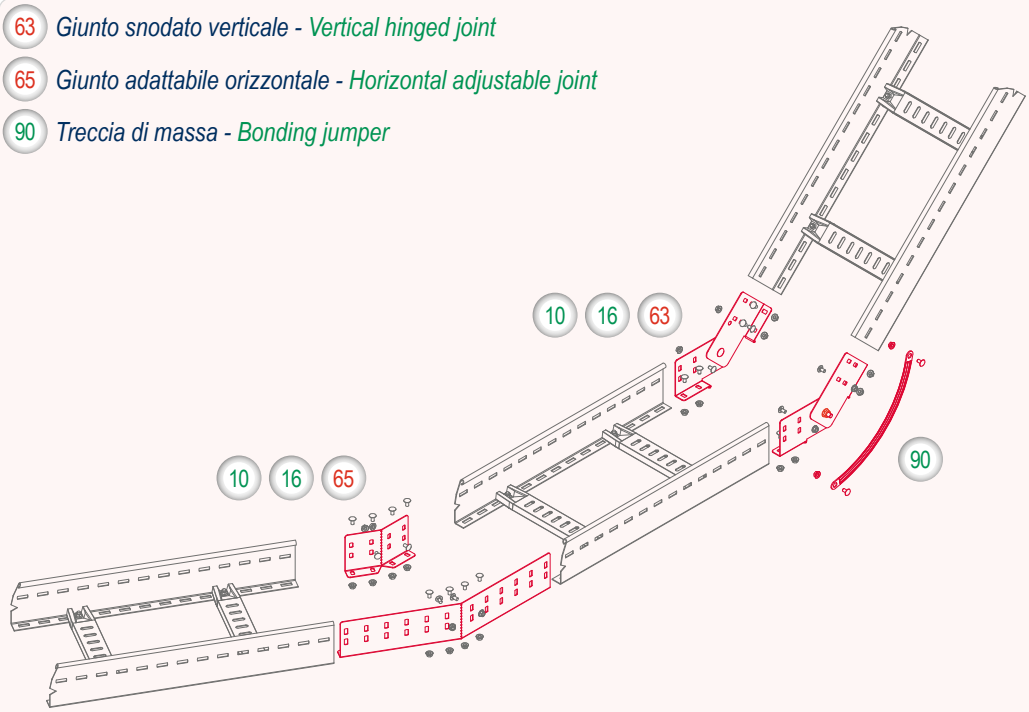

10 *Vite M6x12 - M6x12 screw*

16 *Dado esagonale M6 - M6 hexagonal nut*

60 *Giunto - Joint*

74 *Uscita cavi - Drop out*

90 *Blocca coperchio - Cover clamp*

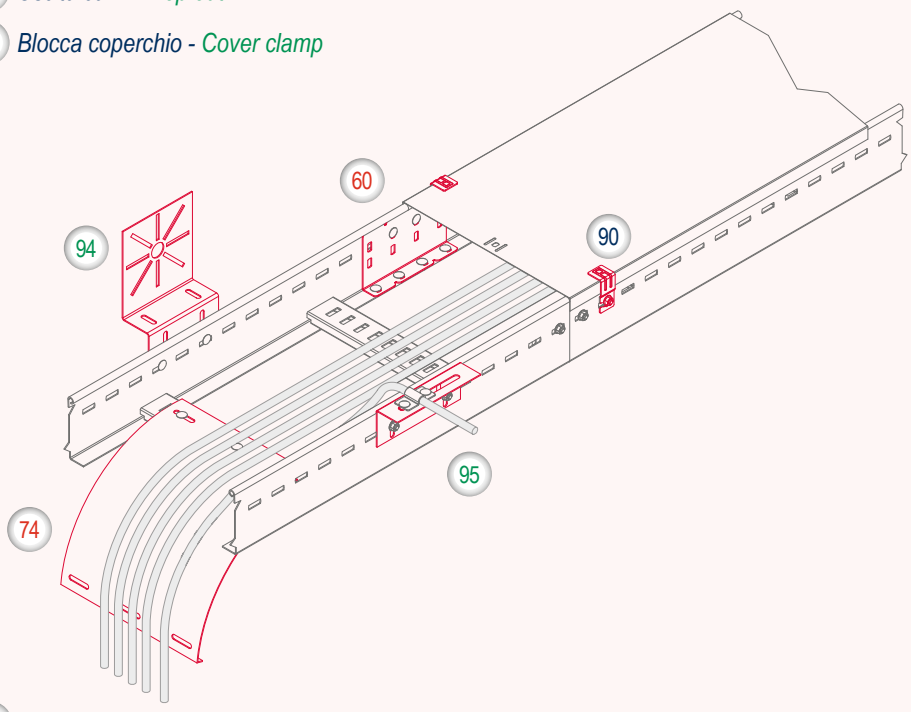

94 *Piastra per scatola di derivazione - Plate for connector block*

95 *Derivazione per tubo - Derivation for pipe*

ESEMPI DI MONTAGGIO *Installation examples*

64 *Giunto di espansione - Expansion joint*

93 *Alza blocca coperchio - Cover spacer*

90 *Treccia di massa - Bonding jumper*

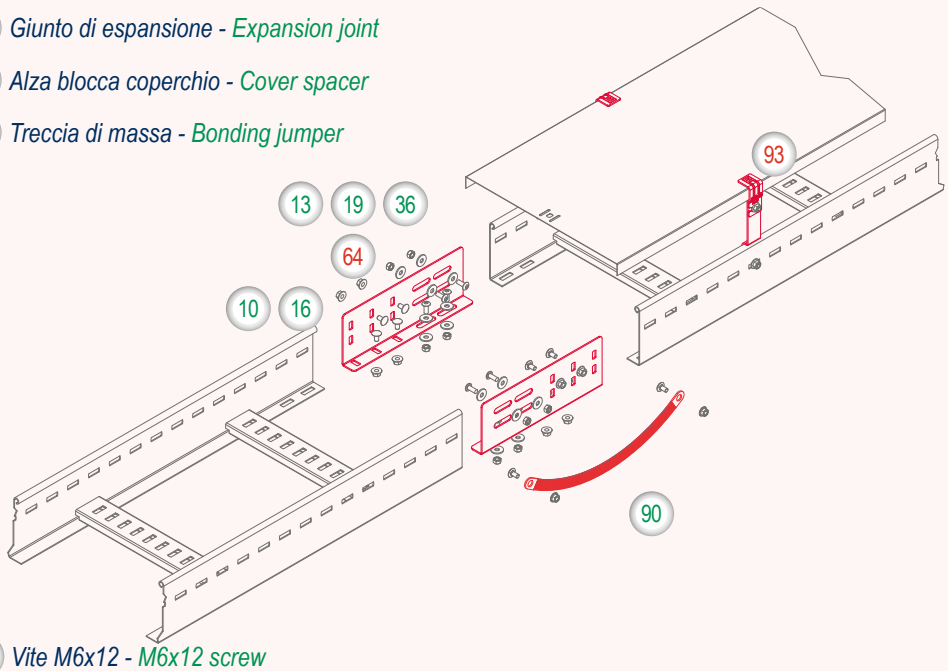

10 *Vite M6x12 - M6x12 screw*

13 *Vite M6x16 - M6x16 screw*

16 *Dado flangiato M6 - M6 flanged nut*

19 *Dado autobloccante M6 - M6 self-locking nut*

36 *Rondella piana - Plane washer*

24 *Chiusura terminale e/o riduzione - End element and/or reduction*

66 *Giunto T verticale - Vertical T joint*

74 *Uscita cavi - Drop out*

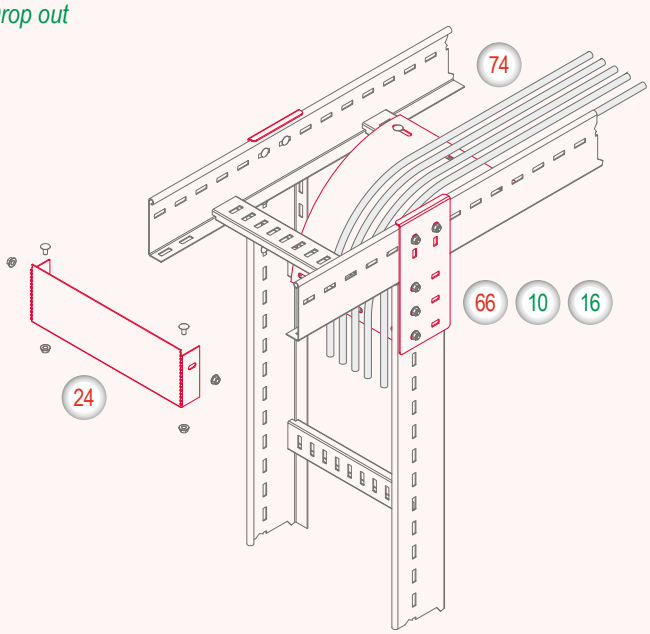

10 *Vite M6x12 - M6x12 screw*

16 *Dado flangiato M6 - M6 flanged nut*

Serie RD 2 - SALDATA

RD 2 Series - WELDED



La passerella a traversini saldati serie RD 2s è disponibile con il classico bordo rinforzato "RD", adatto per impieghi di media e alta portata. Il coperchio è disponibile in tre versioni: normale, ventilato o a spiovente. La serie RD 2s è completamente personalizzabile in funzione delle specifiche esigenze di ogni cliente.

The ladder tray with welded rungs series RD 2s is available with the classic, strengthened rim "RD", suitable for uses of average and high load capacity. The cover is available in three versions: normal, ventilated or weathered. The series RD 2s can be completely personalized depending on the specific necessities of each customer.

Serie RD 2s - SALDATA: BASI
RD 2s Series - WELDED: BASES

Caratteristiche standard:
La passerella a traversini saldati serie RD 2s è composta da longheroni con bordo rinforzato tipo RD, lunghezza 3 o 6 metri, altezza 150mm, spessore 1,5-2,0mm, forature di giunzione/ servizio 9x25mm per il fissaggio con bulloneria M8.
I traversini, saldati ad interasse 300mm, sono di sezione UR1 40x20mm, con feritoia da 22mm e forature 9x22mm.
Accessori con raggio interno di 500mm.
Le passerelle sono disponibili in acciaio zincato a caldo dopo lavorazione (Z), in acciaio inox aisi 304 decontaminato (J) o 316L decontaminato (N).
I coperchi, di lunghezza 2 o 3 metri, sono disponibili in varie versioni: normale, ventilato o a spiovente, gli stessi della famiglia CZ 2.
I coperchi ed i separatori sono disponibili in acciaio zincato a caldo dopo lavorazione (Z), in acciaio inox aisi 304 (I) o 316L (Y), o in acciaio al carbonio zincato sendzimir (S) per applicazioni all'interno.

A richiesta:
- *lunghezza personalizzabile.*
- *altezza mm 100, 125, 175, 200 etc.*
- *longherone non forato.*
- *esecuzione in spessori minori o maggiori (anche 3mm).*
- *base mm 100, 150, 250, etc.*
- *interasse traversini mm 200, 250, 333, etc.*
- *traversini 50x15 o 50x20mm (vedi pag.23).*
- *accessori con raggio interno mm 300, 600, 900, etc.*
- *versione verniciata (V)(W) o in alluminio (A)(B).*
- *esecuzione forata per fissaggio con bulloneria M6.*

Standard characteristics:
The ladder tray with welded rungs series RD 2s is made of side profiles with strengthened rim type RD, length 3 or 6 metres, height 150 mm, thickness 1,5-2,0 mm, connection/service holes 9x25 mm for the fastening with bolts and nuts M8.
The rungs, welded at a spacing of 300 mm, are of section UR1 40x20 mm, with open side 22 mm and holes 9x22 mm.
Accessories with internal radius 500 mm.
The ladder trays are available in steel hot-dip galvanized after manufacture (Z), in passivated stainless steel aisi 304 (J) or 316L (N).
The covers, with length 2 or 3 metres, are available in various versions: normal, ventilated or weathered, the same ones of the series CZ 2.
Covers and separators are available in steel hot-dip galvanized after manufacture (Z), in stainless steel aisi 304 (I) or 316L (Y) or in sendzimir galvanized carbon steel (S) for inside applications.

On request:
- *customizable length.*
- *height mm 100, 125, 175, 200, etc.*
- *side profile without holes.*
- *execution in higher or lower thicknesses (also 3 mm).*
- *base mm 100, 150, 250, etc.*
- *rung spacing mm 200, 250, 333, etc.*
- *rungs 50x15 or 50x20 mm (see page 23).*
- *accessories with internal radius mm 300, 600, 900, etc.*
- *painted version (V)(W) or in aluminium (A)(B).*
- *execution with holes for fastening with bolts and nuts M6.*

Base saldata - bordo RD Welded base - RD rim	
Lunghezza / Length	3,0÷6,0 m
Raggio / Radius	300÷1250 mm
Altezza / Height	100÷200 mm
Base / Base	100÷900 mm
Spessore / Thickness	1,5÷3,0 mm
Passo trav./Rung pitch	300 mm
Materiale / Material	Z/J/N/W/B
Standard & custom range value	

- Consigliata per impieghi medi e pesanti
- Recommended for medium and heavy-duty use

- Longheroni in spessore fino a 3 mm
- Side profile thickness up to 3 mm

- Completamente personalizzabile a richiesta
- Fully customizable on request

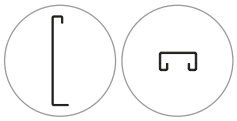

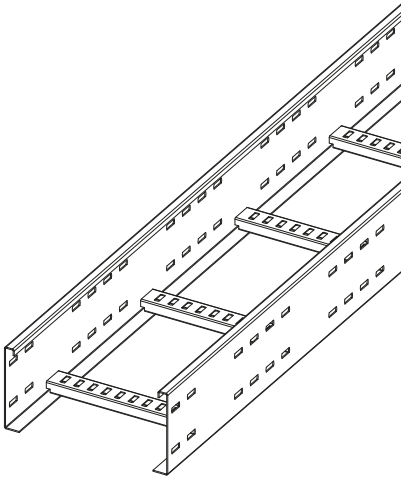

SERIE RD 2S - SALDATA: COPERCHI
RD 2S SERIES - WELDED: COVERS

Coperchio normale * / Normal cover *	
Lunghezza / Length	2,0÷3,0 m
Raggio / Radius	500÷1250 mm
Altezza / Height	20 mm
Base / Base	100÷900 mm
Spessore / Thickness	0,6÷2,0 mm
Materiale / Material	S/Z/I/Y/V/W/A/B
Standard & custom range value	

* Vedi serie CZ 2
* See CZ 2 series

- Il coperchio più semplice ed economico
- The simplest and cheapest cover

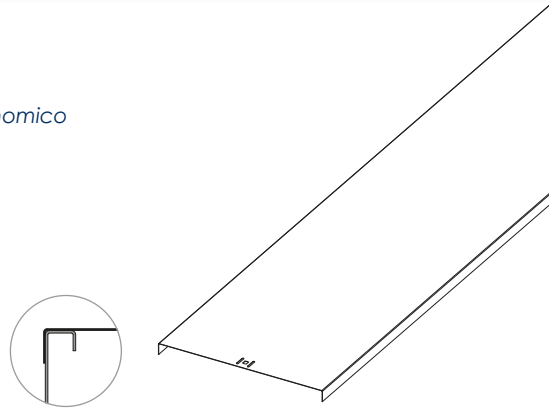

Coperchio ventilato * / Ventilated cover *	
Lunghezza / Length	2,0÷3,0 m
Raggio / Radius	500÷1250 mm
Altezza / Height	20 mm
Base / Base	100÷900 mm
Spessore / Thickness	0,6÷2,0 mm
Materiale / Material	S/Z/I/Y/V/W/A/B
Standard & custom range value	

* Vedi serie CZ 2
* See CZ 2 series

- Migliora la ventilazione dei cavi
- Improve ventilation cables

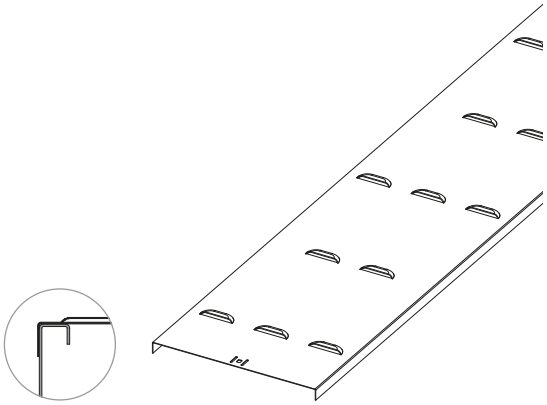

Coperchio a spiovente * / Peaked cover *	
Lunghezza / Length	2,0÷3,0 m
Raggio / Radius	500÷1250 mm
Altezza / Height	20 mm
Base / Base	100÷900 mm
Spessore / Thickness	0,6÷2,0 mm
Materiale / Material	S/Z/I/Y/V/W/A/B
Standard & custom range value	

* Vedi serie CZ 2
* See CZ 2 series

- Evita il ristagno di liquidi
- Prevent water retention

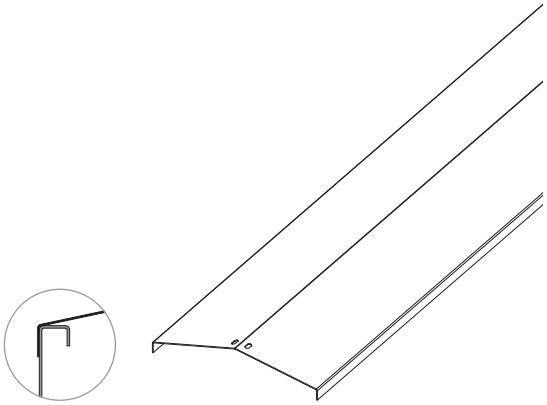

SERIE RD 2 - SALDATA: CAPACITA' DI CARICO
RD 2 SERIES - WELDED: LOAD CAPACITY

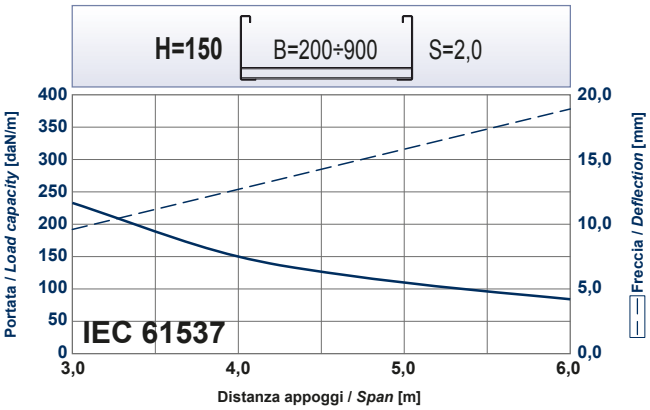

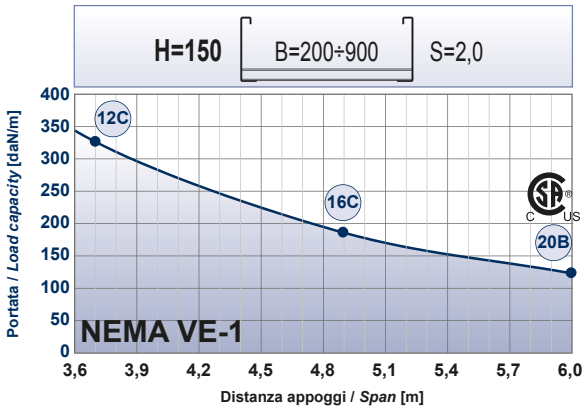

Le portate indicate sono relative ad elementi rettilinei di lunghezza maggiore o uguale alla distanza appoggi.
The load capacities shown concern straight elements with a length equal to or higher than the distance between supports.

Per maggiori dettagli sulla lettura dei grafici consultare pag. 20
For more details on how to read the graphs, please see page 20

NOTE	
	1 daN = 10 N = 1,0197 kg = 2.2481 lb
	1 m = 1.094 yd = 3.281 ft = 39.37 in

COMPOSIZIONE CODICE: SCEGLI IL MATERIALE, ESEMPIO DI CODIFICA
CODE COMPOSITION: CHOOSE THE MATERIAL, CODIFICATION EXAMPLE

RD 2

J N Codice/ Code
B2 ¤ 01J3F200MK10

J	*AISI 304 Decontaminato* *AISI 304 Decontamined*	→	B2 J 01J3F200MK10
N	*AISI 316L Decontaminato* *AISI 316L Decontamined*	→	B2 N 01J3F200MK10
Z	*Zincato a caldo dopo lavorazione* *Hot-dip galvanized after manufacture*	→	B2 Z 01J3F200MK10

Z Codice/ Code
B2 Z 01J3F200MK10 →

STANDARD					
		I	Acciaio Inox AISI 304 *AISI 304 Stainless steel*	Y	Acciaio Inox AISI 316L *AISI 316L Stainless steel*
	Z	Zincato a caldo dopo lavorazione *Hot-dip galvanized after manufacture*	J	AISI 304 Decontaminato *AISI 304 Decontamined*	N	AISI 316L Decontaminato *AISI 316L Decontamined*

VARIANT				
		A	Lega di alluminio *Aluminium alloy*
	W	Zinc. a c. con Verniciatura RAL 5012 *Hot-dip galv. with RAL 5012 Painted*	B	Lega di alluminio anodizzato *Aluminium alloy anodized*

ELEMENTO RETTILINEO SALDATO *Welded straight element*

01

J

N

Z



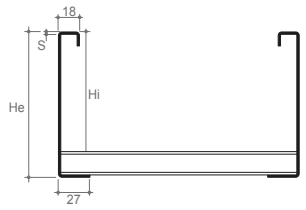

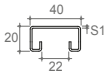

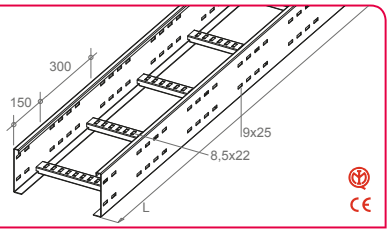

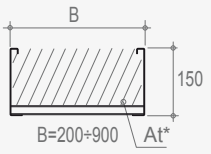

* At: sezione utile / Useful cross-section

J N	Codice/ Code	S mm	Δ kg/m	B mm	He mm	Hi mm	L mm	S1 mm	At cm²	Δ kg/m	S mm	Z	Codice/ Code
B2 ¤	01J3F200MK10	2,0	6,65	200	150	130	3000	1,5	260	6,95	2,0	B2 Z	01J3F200MK10
B2 ¤	01J3F300MK10	2,0	7,00	300	150	130	3000	1,5	390	7,32	2,0	B2 Z	01J3F300MK10
B2 ¤	01J3F400MK10	2,0	7,35	400	150	130	3000	1,5	520	7,69	2,0	B2 Z	01J3F400MK10
B2 ¤	01J3F500MK10	2,0	7,71	500	150	130	3000	1,5	650	8,06	2,0	B2 Z	01J3F500MK10
B2 ¤	01J3F600MK10	2,0	8,06	600	150	130	3000	1,5	780	8,42	2,0	B2 Z	01J3F600MK10
B2 ¤	01J3F700MM10	2,0	9,05	700	150	130	3000	2,0	910	9,46	2,0	B2 Z	01J3F700MM10
B2 ¤	01J3F800MM10	2,0	9,50	800	150	130	3000	2,0	1040	9,92	2,0	B2 Z	01J3F800MM10
B2 ¤	01J3F900MM10	2,0	9,94	900	150	130	3000	2,0	1170	10,39	2,0	B2 Z	01J3F900MM10
B2 ¤	01J6F200MK20	2,0	6,65	200	150	130	6000	1,5	260	6,95	2,0	B2 Z	01J6F200MK20
B2 ¤	01J6F300MK20	2,0	7,00	300	150	130	6000	1,5	390	7,32	2,0	B2 Z	01J6F300MK20
B2 ¤	01J6F400MK20	2,0	7,35	400	150	130	6000	1,5	520	7,69	2,0	B2 Z	01J6F400MK20
B2 ¤	01J6F500MK20	2,0	7,71	500	150	130	6000	1,5	650	8,06	2,0	B2 Z	01J6F500MK20
B2 ¤	01J6F600MK20	2,0	8,06	600	150	130	6000	1,5	780	8,42	2,0	B2 Z	01J6F600MK20
B2 ¤	01J6F700MM20	2,0	9,05	700	150	130	6000	2,0	910	9,46	2,0	B2 Z	01J6F700MM20
B2 ¤	01J6F800MM20	2,0	9,50	800	150	130	6000	2,0	1040	9,92	2,0	B2 Z	01J6F800MM20
B2 ¤	01J6F900MM20	2,0	9,94	900	150	130	6000	2,0	1170	10,39	2,0	B2 Z	01J6F900MM20

Lunghezza personalizzabile / *Possible customized length*

Per i coperchi vedere pag. 108-109 / *Covers see p. 108-109*

¤ Scegli il materiale/ *Choose the material*

COPERCHI VEDERE PAG. 108-109

Covers see pages 108-109

05N

S

I

Y

Z



Coperchio normale
Normal cover

06N

S

I

Y

Z

Coperchio ventilato
Ventilated cover

07N

S

I

Y

Z

Coperchio spiovente
Weathered cover

PROFILO DIVISORIO PER ELEMENTI RETTILINEI *Separator for straight elements*

50

I

Y

Z

CHIUSO
CLOSED

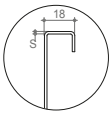

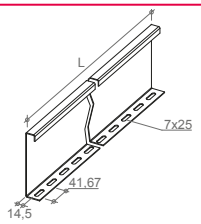

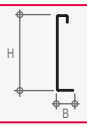

I Y	Codice/ Code	S mm	Δ kg/m	B mm	H mm	L mm				Δ kg/m	S mm	Z	Codice/ Code
B2 ¤	50J3E025K	1,5	1,96	27	123	3000				2,07	1,5	B2 Z	50J3E025K

¤ Scegli il materiale/ *Choose the material*

STANDARD					
		I	Acciaio Inox AISI 304 *AISI 304 Stainless steel*	Y	Acciaio Inox AISI 316L *AISI 316L Stainless steel*
	Z	Zincato a caldo dopo lavorazione *Hot-dip galvanized after manufacture*	J	AISI 304 Decontaminato *AISI 304 Decontamined*	N	AISI 316L Decontaminato *AISI 316L Decontamined*

VARIANT					
		A	Lega di alluminio *Aluminium alloy*
	W	Zinc. a c. con Verniciatura RAL 5012 *Hot-dip galv. with RAL 5012 Painted*	B	Lega di alluminio anodizzato *Aluminium alloy anodized*

CURVA PIANA A 90° R=500 mm *90° horizontal bend*

10J J N Z

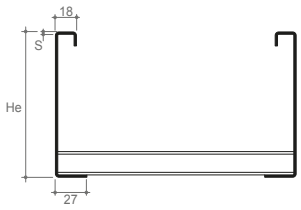

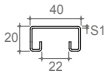

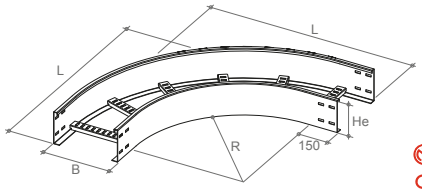

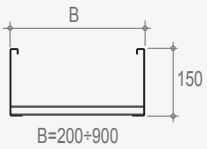

J N Codice/ Code	S mm	⅄ kg/pz	B mm	He mm	R mm	S1 mm	L mm	⅄ kg/pz	S mm	Z Codice/ Code
B2 ¤ 10J5F200MK	2,0	8,67	200	150	500	1,5	850	9,07	2,0	B2 Z 10J5F200MK
B2 ¤ 10J5F300MK	2,0	9,68	300	150	500	1,5	950	10,12	2,0	B2 Z 10J5F300MK
B2 ¤ 10J5F400MK	2,0	10,69	400	150	500	1,5	1050	11,18	2,0	B2 Z 10J5F400MK
B2 ¤ 10J5F500MK	2,0	12,23	500	150	500	1,5	1150	12,79	2,0	B2 Z 10J5F500MK
B2 ¤ 10J5F600MK	2,0	13,35	600	150	500	1,5	1250	13,95	2,0	B2 Z 10J5F600MK
B2 ¤ 10J5F700MM	2,0	16,55	700	150	500	2,0	1350	17,30	2,0	B2 Z 10J5F700MM
B2 ¤ 10J5F800MM	2,0	17,96	800	150	500	2,0	1450	18,77	2,0	B2 Z 10J5F800MM
B2 ¤ 10J5F900MM	2,0	20,57	900	150	500	2,0	1550	21,50	2,0	B2 Z 10J5F900MM

Per i coperchi vedere pag. 132 / *Covers see p. 132*

¤ Scegli il materiale/ *Choose the material*

CURVA PIANA A 60° R=500 mm *60° horizontal bend*

13J J N Z

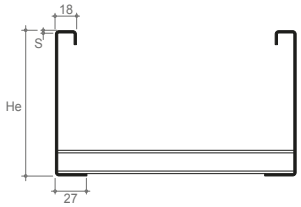

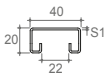

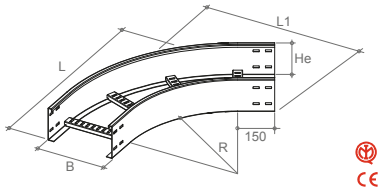

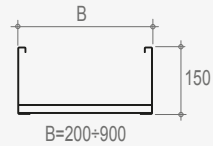

J N Codice/ Code	S mm	⅄ kg/pz	B mm	He mm	R mm	S1 mm	L mm	L1 mm	⅄ kg/pz	S mm	Z Codice/ Code
B2 ¤ 13J5F200MK	2,0	6,54	200	150	500	1,5	834	583	6,83	2,0	B2 Z 13J5F200MK
B2 ¤ 13J5F300MK	2,0	7,28	300	150	500	1,5	920	683	7,61	2,0	B2 Z 13J5F300MK
B2 ¤ 13J5F400MK	2,0	8,02	400	150	500	1,5	1007	783	8,39	2,0	B2 Z 13J5F400MK
B2 ¤ 13J5F500MK	2,0	8,77	500	150	500	1,5	1094	883	9,16	2,0	B2 Z 13J5F500MK
B2 ¤ 13J5F600MK	2,0	10,15	600	150	500	1,5	1180	983	10,61	2,0	B2 Z 13J5F600MK
B2 ¤ 13J5F700MM	2,0	11,96	700	150	500	2,0	1267	1083	12,50	2,0	B2 Z 13J5F700MM
B2 ¤ 13J5F800MM	2,0	12,94	800	150	500	2,0	1353	1183	13,53	2,0	B2 Z 13J5F800MM
B2 ¤ 13J5F900MM	2,0	15,13	900	150	500	2,0	1440	1283	15,81	2,0	B2 Z 13J5F900MM

Per i coperchi vedere pag. 133 / *Covers see p. 133*

¤ Scegli il materiale/ *Choose the material*

STANDARD					
		I	Acciaio Inox AISI 304 *AISI 304 Stainless steel*	Y	Acciaio Inox AISI 316L *AISI 316L Stainless steel*
	Z	Zincato a caldo dopo lavorazione *Hot-dip galvanized after manufacture*	J	AISI 304 Decontaminato *AISI 304 Decontamined*	N	AISI 316L Decontaminato *AISI 316L Decontamined*

VARIANT				
		A	Lega di alluminio *Aluminium alloy*
	W	Zinc. a c. con Verniciatura RAL 5012 *Hot-dip galv. with RAL 5012 Painted*	B	Lega di alluminio anodizzato *Aluminium alloy anodized*

CURVA PIANA A 45° R=500 mm *45° horizontal bend*

11J J N Z

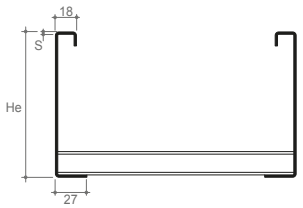

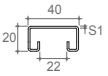

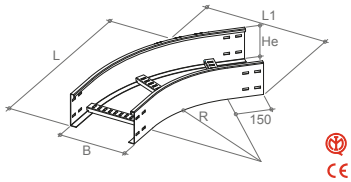

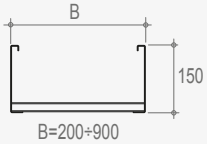

J N	Codice/ Code	S mm	⚖ kg/pz	B mm	He mm	R mm	S1 mm	L mm	L1 mm	⚖ kg/pz	S mm	Z	Codice/ Code
B2 ¤	11J5F200MK	2,0	5,36	200	150	500	1,5	753	455	5,61	2,0	B2 Z	11J5F200MK
B2 ¤	11J5F300MK	2,0	5,92	300	150	500	1,5	824	555	6,19	2,0	B2 Z	11J5F300MK
B2 ¤	11J5F400MK	2,0	6,48	400	150	500	1,5	895	655	6,77	2,0	B2 Z	11J5F400MK
B2 ¤	11J5F500MK	2,0	7,57	500	150	500	1,5	965	755	7,91	2,0	B2 Z	11J5F500MK
B2 ¤	11J5F600MK	2,0	8,23	600	150	500	1,5	1036	855	8,60	2,0	B2 Z	11J5F600MK
B2 ¤	11J5F700MM	2,0	9,66	700	150	500	2,0	1107	955	10,10	2,0	B2 Z	11J5F700MM
B2 ¤	11J5F800MM	2,0	10,43	800	150	500	2,0	1177	1055	10,90	2,0	B2 Z	11J5F800MM
B2 ¤	11J5F900MM	2,0	12,41	900	150	500	2,0	1248	1155	12,97	2,0	B2 Z	11J5F900MM

Per i coperchi vedere pag. 134 / *Covers see p. 134*

¤ Scegli il materiale/ *Choose the material*

CURVA PIANA A 30° R=500 mm *30° horizontal bend*

12J J N Z

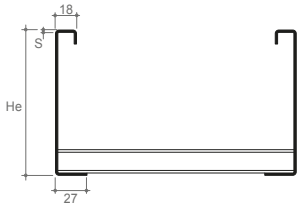

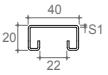

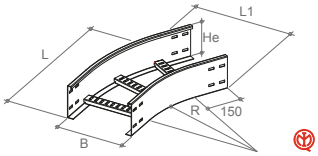

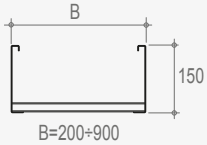

J N	Codice/ Code	S mm	⚖ kg/pz	B mm	He mm	R mm	S1 mm	L mm	L1 mm	⚖ kg/pz	S mm	Z	Codice/ Code
B2 ¤	12J5F200MK	2,0	4,40	200	150	500	1,5	631	345	4,60	2,0	B2 Z	12J5F200MK
B2 ¤	12J5F300MK	2,0	4,88	300	150	500	1,5	681	445	5,10	2,0	B2 Z	12J5F300MK
B2 ¤	12J5F400MK	2,0	5,36	400	150	500	1,5	731	545	5,60	2,0	B2 Z	12J5F400MK
B2 ¤	12J5F500MK	2,0	5,83	500	150	500	1,5	781	645	6,10	2,0	B2 Z	12J5F500MK
B2 ¤	12J5F600MK	2,0	6,31	600	150	500	1,5	831	745	6,60	2,0	B2 Z	12J5F600MK
B2 ¤	12J5F700MM	2,0	7,36	700	150	500	2,0	881	845	7,70	2,0	B2 Z	12J5F700MM
B2 ¤	12J5F800MM	2,0	7,92	800	150	500	2,0	931	945	8,28	2,0	B2 Z	12J5F800MM
B2 ¤	12J5F900MM	2,0	9,68	900	150	500	2,0	981	1045	10,12	2,0	B2 Z	12J5F900MM

Per i coperchi vedere pag. 135 / *Covers see p. 135*

¤ Scegli il materiale/ *Choose the material*

STANDARD					
		I	Acciaio Inox AISI 304 *AISI 304 Stainless steel*	Y	Acciaio Inox AISI 316L *AISI 316L Stainless steel*
	Z	Zincato a caldo dopo lavorazione *Hot-dip galvanized after manufacture*	J	AISI 304 Decontaminato *AISI 304 Decontamined*	N	AISI 316L Decontaminato *AISI 316L Decontamined*

VARIANT					
		A	Lega di alluminio *Aluminium alloy*
	W	Zinc. a c. con Verniciatura RAL 5012 *Hot-dip galv. with RAL 5012 Painted*	B	Lega di alluminio anodizzato *Aluminium alloy anodized*

DERIVAZIONE PIANA A "T" R=500 mm *Horizontal "T" derivation*

15J J N Z

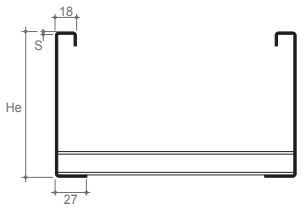

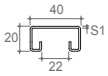

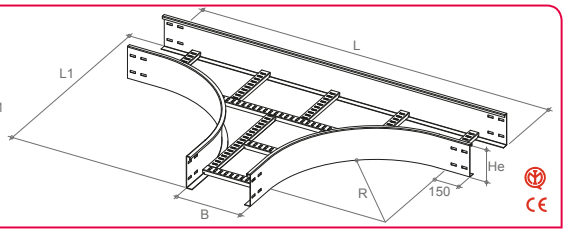

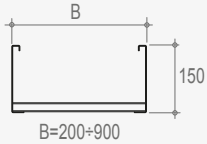

J	N	Codice/ Code	S mm	⚖ kg/pz	B mm	He mm	R mm	S1 mm	L mm	L1 mm	⚖ kg/pz	S mm	Z	Codice/ Code
B2	¤	15J5F200MK	2,0	14,00	200	150	500	1,5	1500	850	14,64	2,0	B2 Z	15J5F200MK
B2	¤	15J5F300MK	2,0	16,53	300	150	500	1,5	1600	950	17,28	2,0	B2 Z	15J5F300MK
B2	¤	15J5F400MK	2,0	17,79	400	150	500	1,5	1700	1050	18,59	2,0	B2 Z	15J5F400MK
B2	¤	15J5F500MK	2,0	19,05	500	150	500	1,5	1800	1150	19,91	2,0	B2 Z	15J5F500MK
B2	¤	15J5F600MK	2,0	20,94	600	150	500	1,5	1900	1250	21,89	2,0	B2 Z	15J5F600MK
B2	¤	15J5F700MM	2,0	24,77	700	150	500	2,0	2000	1350	25,89	2,0	B2 Z	15J5F700MM
B2	¤	15J5F800MM	2,0	26,41	800	150	500	2,0	2100	1450	27,60	2,0	B2 Z	15J5F800MM
B2	¤	15J5F900MM	2,0	29,25	900	150	500	2,0	2200	1550	30,57	2,0	B2 Z	15J5F900MM

Per i coperchi vedere pag. 136 / *Covers see p. 136*

¤ Scegli il materiale/ *Choose the material*

DERIVAZIONE A "T" A VIE DISUGUALI R=500 mm *Unequal "T" derivation*

16J J N Z

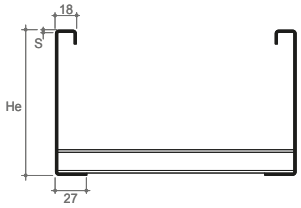

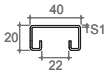

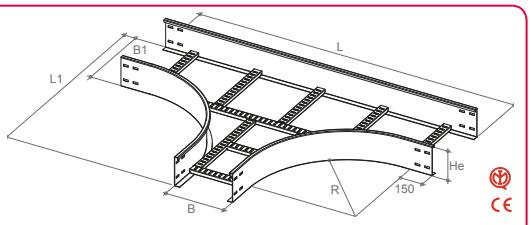

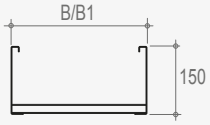

B =200÷800
B1=300÷900
Altre dimensioni a richiesta
Other dimensions on request

J	N	Codice/ Code	S mm	⚖ kg/pz	B/B1 mm	He mm	R mm	S1 mm	L mm	L1 mm	⚖ kg/pz	S mm	Z	Codice/ Code
B2	¤	16J5F200MK33	2,0	15,59	200/300	150	500	1,5	1500	950	16,30	2,0	B2 Z	16J5F200MK33
B2	¤	16J5F300MK44	2,0	17,17	300/400	150	500	1,5	1600	1050	17,94	2,0	B2 Z	16J5F300MK44
B2	¤	16J5F400MK55	2,0	18,42	400/500	150	500	1,5	1700	1150	19,26	2,0	B2 Z	16J5F400MK55
B2	¤	16J5F500MK66	2,0	19,68	500/600	150	500	1,5	1800	1250	20,57	2,0	B2 Z	16J5F500MK66
B2	¤	16J5F600MM77	2,0	24,07	600/700	150	500	2,0	1900	1350	25,16	2,0	B2 Z	16J5F600MM77
B2	¤	16J5F700MM88	2,0	25,71	700/800	150	500	2,0	2000	1450	26,87	2,0	B2 Z	16J5F700MM88
B2	¤	16J5F800MM99	2,0	27,34	800/900	150	500	2,0	2100	1550	28,58	2,0	B2 Z	16J5F800MM99

Per i coperchi vedere pag. 137 / *Covers see p. 137*

¤ Scegli il materiale/ *Choose the material*

DERIVAZIONE PIANA A "X" R=500 mm *Horizontal "X" derivation*

17J J N Z

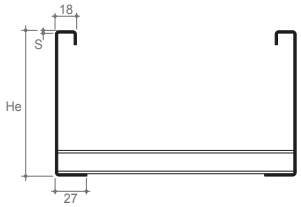

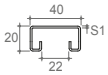

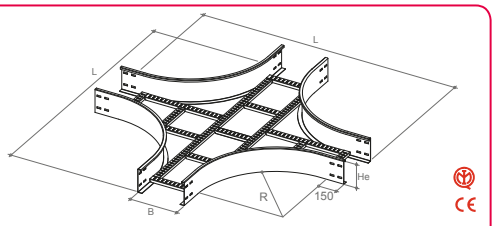

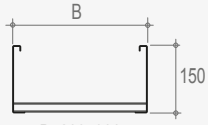

J	N	Codice/ Code	S mm	⚖ kg/pz	B mm	He mm	R mm	S1 mm	L mm	⚖ kg/pz	S mm	Z	Codice/ Code
B2	¤	17J5F200MK	2,0	17,75	200	150	500	1,5	1500	18,56	2,0	B2 Z	17J5F200MK
B2	¤	17J5F300MK	2,0	21,36	300	150	500	1,5	1600	22,32	2,0	B2 Z	17J5F300MK
B2	¤	17J5F400MK	2,0	22,62	400	150	500	1,5	1700	23,65	2,0	B2 Z	17J5F400MK
B2	¤	17J5F500MK	2,0	23,89	500	150	500	1,5	1800	24,97	2,0	B2 Z	17J5F500MK
B2	¤	17J5F600MK	2,0	25,79	600	150	500	1,5	1900	26,96	2,0	B2 Z	17J5F600MK
B2	¤	17J5F700MM	2,0	30,76	700	150	500	2,0	2000	32,16	2,0	B2 Z	17J5F700MM
B2	¤	17J5F800MM	2,0	32,49	800	150	500	2,0	2100	33,96	2,0	B2 Z	17J5F800MM
B2	¤	17J5F900MM	2,0	35,42	900	150	500	2,0	2200	37,02	2,0	B2 Z	17J5F900MM

Per i coperchi vedere pag. 138 / *Covers see p. 138*

¤ Scegli il materiale/ *Choose the material*

STANDARD						
			I	Acciaio Inox AISI 304 *AISI 304 Stainless steel*	Y	Acciaio Inox AISI 316L *AISI 316L Stainless steel*
	Z	Zincato a caldo dopo lavorazione *Hot-dip galvanized after manufacture*	J	AISI 304 Decontaminato *AISI 304 Decontamined*	N	AISI 316L Decontaminato *AISI 316L Decontamined*

VARIANT				
			A	Lega di alluminio *Aluminium alloy*
	W	Zinc. a c. con Verniciatura RAL 5012 *Hot-dip galv. with RAL 5012 Painted*	B	Lega di alluminio anodizzato *Aluminium alloy anodized*

CURVA IN SALITA A 90° R=500 mm *90° vertical inside bend*

30J

J

N

Z

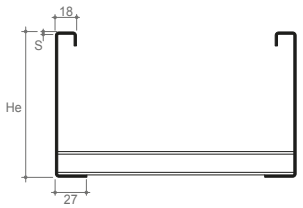

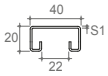

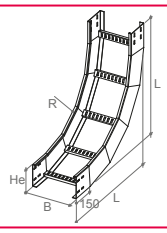

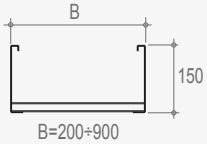

J N	Codice/ Code	S mm	⚖ kg/pz	B mm	He mm	R mm	S1 mm	L mm	⚖ kg/pz	S mm	Z	Codice/ Code
B2 ¤	30J5F200MK	2,0	7,51	200	150	500	1,5	800	7,85	2,0	B2 Z	30J5F200MK
B2 ¤	30J5F300MK	2,0	8,04	300	150	500	1,5	800	8,40	2,0	B2 Z	30J5F300MK
B2 ¤	30J5F400MK	2,0	8,57	400	150	500	1,5	800	8,96	2,0	B2 Z	30J5F400MK
B2 ¤	30J5F500MK	2,0	9,10	500	150	500	1,5	800	9,51	2,0	B2 Z	30J5F500MK
B2 ¤	30J5F600MK	2,0	9,62	600	150	500	1,5	800	10,06	2,0	B2 Z	30J5F600MK
B2 ¤	30J5F700MM	2,0	11,11	700	150	500	2,0	800	11,62	2,0	B2 Z	30J5F700MM
B2 ¤	30J5F800MM	2,0	11,78	800	150	500	2,0	800	12,31	2,0	B2 Z	30J5F800MM
B2 ¤	30J5F900MM	2,0	12,44	900	150	500	2,0	800	13,01	2,0	B2 Z	30J5F900MM

Per i coperchi vedere pag. 140 / *Covers see p. 140*

¤ Scegli il materiale/ *Choose the material*

CURVA IN SALITA A 60° R=500 mm *60° vertical inside bend*

40J

J

N

Z

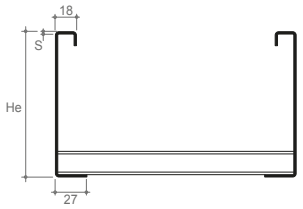

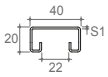

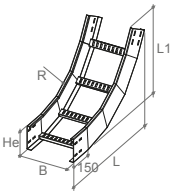

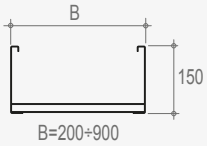

J N	Codice/ Code	S mm	⚖ kg/pz	B mm	He mm	R mm	S1 mm	L mm	L1 mm	⚖ kg/pz	S mm	Z	Codice/ Code
B2 ¤	40J5F200MK	2,0	5,98	200	150	500	1,5	788	530	6,25	2,0	B2 Z	40J5F200MK
B2 ¤	40J5F300MK	2,0	6,40	300	150	500	1,5	788	530	6,69	2,0	B2 Z	40J5F300MK
B2 ¤	40J5F400MK	2,0	6,82	400	150	500	1,5	788	530	7,13	2,0	B2 Z	40J5F400MK
B2 ¤	40J5F500MK	2,0	7,25	500	150	500	1,5	788	530	7,57	2,0	B2 Z	40J5F500MK
B2 ¤	40J5F600MK	2,0	7,67	600	150	500	1,5	788	530	8,02	2,0	B2 Z	40J5F600MK
B2 ¤	40J5F700MM	2,0	8,86	700	150	500	2,0	788	530	9,26	2,0	B2 Z	40J5F700MM
B2 ¤	40J5F800MM	2,0	9,39	800	150	500	2,0	788	530	9,82	2,0	B2 Z	40J5F800MM
B2 ¤	40J5F900MM	2,0	9,92	900	150	500	2,0	788	530	10,37	2,0	B2 Z	40J5F900MM

Per i coperchi vedere pag. 141 / *Covers see p. 141*

¤ Scegli il materiale/ *Choose the material*

STANDARD					
		I	Acciaio Inox AISI 304 *AISI 304 Stainless steel*	Y	Acciaio Inox AISI 316L *AISI 316L Stainless steel*
	Z	Zincato a caldo dopo lavorazione *Hot-dip galvanized after manufacture*	J	AISI 304 Decontaminato *AISI 304 Decontamined*	N	AISI 316L Decontaminato *AISI 316L Decontamined*

VARIANT				
		A	Lega di alluminio *Aluminium alloy*
	W	Zinc. a c. con Verniciatura RAL 5012 *Hot-dip galv. with RAL 5012 Painted*	B	Lega di alluminio anodizzato *Aluminium alloy anodized*

CURVA IN SALITA A 45° R=500 mm *45° vertical inside bend*

31J

J

N

Z

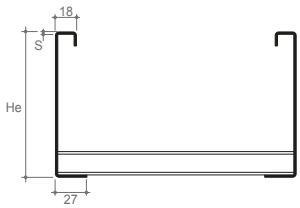

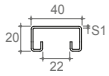

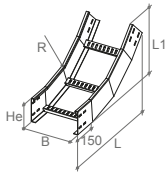

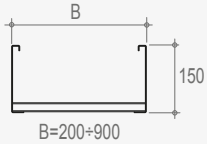

J	N	Codice/ Code	S mm	⚖ kg/pz	B mm	He mm	R mm	S1 mm	L mm	L1 mm	⚖ kg/pz	S mm	Z	Codice/ Code
B2	¤	31J5F200MK	2,0	5,07	200	150	500	1,5	716	402	5,30	2,0	B2 Z	31J5F200MK
B2	¤	31J5F300MK	2,0	5,38	300	150	500	1,5	716	402	5,63	2,0	B2 Z	31J5F300MK
B2	¤	31J5F400MK	2,0	5,70	400	150	500	1,5	716	402	5,96	2,0	B2 Z	31J5F400MK
B2	¤	31J5F500MK	2,0	6,02	500	150	500	1,5	716	402	6,29	2,0	B2 Z	31J5F500MK
B2	¤	31J5F600MK	2,0	6,33	600	150	500	1,5	716	402	6,62	2,0	B2 Z	31J5F600MK
B2	¤	31J5F700MM	2,0	7,23	700	150	500	2,0	716	402	7,56	2,0	B2 Z	31J5F700MM
B2	¤	31J5F800MM	2,0	7,63	800	150	500	2,0	716	402	7,97	2,0	B2 Z	31J5F800MM
B2	¤	31J5F900MM	2,0	8,03	900	150	500	2,0	716	402	8,39	2,0	B2 Z	31J5F900MM

Per i coperchi vedere pag. 142 / *Covers see p. 142*

¤ Scegli il materiale/ *Choose the material*

CURVA IN SALITA A 30° R=500 mm *30° vertical inside bend*

32J

J

N

Z

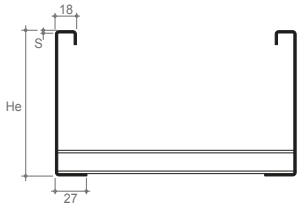

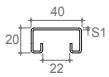

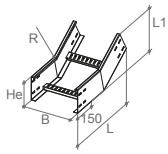

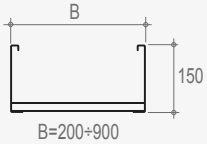

J	N	Codice/ Code	S mm	⚖ kg/pz	B mm	He mm	R mm	S1 mm	L mm	L1 mm	⚖ kg/pz	S mm	Z	Codice/ Code
B2	¤	32J5F200MK	2,0	4,14	200	150	500	1,5	630	292	4,33	2,0	B2 Z	32J5F200MK
B2	¤	32J5F300MK	2,0	4,35	300	150	500	1,5	630	292	4,55	2,0	B2 Z	32J5F300MK
B2	¤	32J5F400MK	2,0	4,56	400	150	500	1,5	630	292	4,77	2,0	B2 Z	32J5F400MK
B2	¤	32J5F500MK	2,0	4,77	500	150	500	1,5	630	292	4,99	2,0	B2 Z	32J5F500MK
B2	¤	32J5F600MK	2,0	4,99	600	150	500	1,5	630	292	5,21	2,0	B2 Z	32J5F600MK
B2	¤	32J5F700MM	2,0	5,58	700	150	500	2,0	630	292	5,83	2,0	B2 Z	32J5F700MM
B2	¤	32J5F800MM	2,0	5,85	800	150	500	2,0	630	292	6,11	2,0	B2 Z	32J5F800MM
B2	¤	32J5F900MM	2,0	6,11	900	150	500	2,0	630	292	6,39	2,0	B2 Z	32J5F900MM

Per i coperchi vedere pag. 143 / *Covers see p. 143*

¤ Scegli il materiale/ *Choose the material*

STANDARD					
		I	Acciaio Inox AISI 304 *AISI 304 Stainless steel*	Y	Acciaio Inox AISI 316L *AISI 316L Stainless steel*
	Z	Zincato a caldo dopo lavorazione *Hot-dip galvanized after manufacture*	J	AISI 304 Decontaminato *AISI 304 Decontamined*	N	AISI 316L Decontaminato *AISI 316L Decontamined*

VARIANT				
		A	Lega di alluminio *Aluminium alloy*
	W	Zinc. a c. con Verniciatura RAL 5012 *Hot-dip galv. with RAL 5012 Painted*	B	Lega di alluminio anodizzato *Aluminium alloy anodized*

CURVA IN DISCESA A 90° R=500 mm *90° vertical outside bend*

33J

J

N

Z

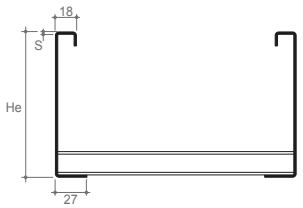

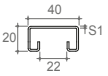

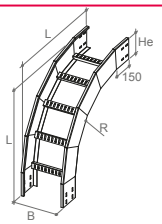

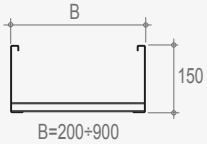

J N	Codice/ Code	S mm	⚖ kg/pz	B mm	He mm	R mm	S1 mm	L mm	⚖ kg/pz	S mm	Z	Codice/ Code
B2 ¤	33J5F200MK	2,0	7,51	200	150	500	1,5	800	7,85	2,0	B2 Z	33J5F200MK
B2 ¤	33J5F300MK	2,0	8,04	300	150	500	1,5	800	8,40	2,0	B2 Z	33J5F300MK
B2 ¤	33J5F400MK	2,0	8,57	400	150	500	1,5	800	8,96	2,0	B2 Z	33J5F400MK
B2 ¤	33J5F500MK	2,0	9,10	500	150	500	1,5	800	9,51	2,0	B2 Z	33J5F500MK
B2 ¤	33J5F600MK	2,0	9,62	600	150	500	1,5	800	10,06	2,0	B2 Z	33J5F600MK
B2 ¤	33J5F700MM	2,0	11,11	700	150	500	2,0	800	11,62	2,0	B2 Z	33J5F700MM
B2 ¤	33J5F800MM	2,0	11,78	800	150	500	2,0	800	12,31	2,0	B2 Z	33J5F800MM
B2 ¤	33J5F900MM	2,0	12,44	900	150	500	2,0	800	13,01	2,0	B2 Z	33J5F900MM

Per i coperchi vedere pag. 145 / *Covers see p. 145*

¤ Scegli il materiale/ *Choose the material*

CURVA IN DISCESA A 60° R=500 mm *60° vertical outside bend*

41J

J

N

Z

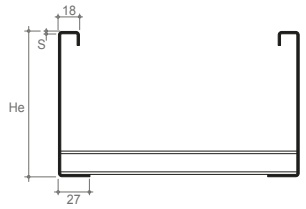

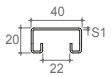

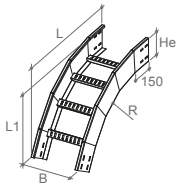

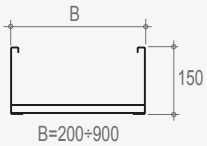

J N	Codice/ Code	S mm	⚖ kg/pz	B mm	He mm	R mm	S1 mm	L mm	L1 mm	⚖ kg/pz	S mm	Z	Codice/ Code
B2 ¤	41J5F200MK	2,0	5,98	200	150	500	1,5	788	530	6,25	2,0	B2 Z	41J5F200MK
B2 ¤	41J5F300MK	2,0	6,40	300	150	500	1,5	788	530	6,69	2,0	B2 Z	41J5F300MK
B2 ¤	41J5F400MK	2,0	6,82	400	150	500	1,5	788	530	7,13	2,0	B2 Z	41J5F400MK
B2 ¤	41J5F500MK	2,0	7,25	500	150	500	1,5	788	530	7,57	2,0	B2 Z	41J5F500MK
B2 ¤	41J5F600MK	2,0	7,67	600	150	500	1,5	788	530	8,02	2,0	B2 Z	41J5F600MK
B2 ¤	41J5F700MM	2,0	8,86	700	150	500	2,0	788	530	9,26	2,0	B2 Z	41J5F700MM
B2 ¤	41J5F800MM	2,0	9,39	800	150	500	2,0	788	530	9,82	2,0	B2 Z	41J5F800MM
B2 ¤	41J5F900MM	2,0	9,92	900	150	500	2,0	788	530	10,37	2,0	B2 Z	41J5F900MM

Per i coperchi vedere pag. 147 / *Covers see p. 147*

¤ Scegli il materiale/ *Choose the material*

STANDARD						
			I	Acciaio Inox AISI 304 *AISI 304 Stainless steel*	Y	Acciaio Inox AISI 316L *AISI 316L Stainless steel*
	Z	Zincato a caldo dopo lavorazione *Hot-dip galvanized after manufacture*	J	AISI 304 Decontaminato *AISI 304 Decontamined*	N	AISI 316L Decontaminato *AISI 316L Decontamined*

VARIANT				
			A	Lega di alluminio *Aluminium alloy*
	W	Zinc. a c. con Verniciatura RAL 5012 *Hot-dip galv. with RAL 5012 Painted*	B	Lega di alluminio anodizzato *Aluminium alloy anodized*

CURVA IN DISCESA A 45° R=500 mm *45° vertical outside bend*

34J

J

N

Z

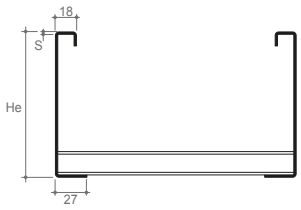

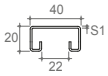

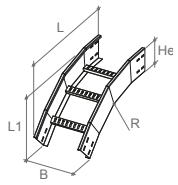

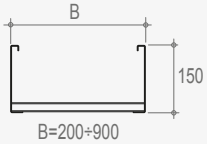

J N	Codice/ Code	S mm	⅄ kg/pz	B mm	He mm	R mm	S1 mm	L mm	L1 mm	⅄ kg/pz	S mm	Z	Codice/ Code
B2 ¤	34J5F200MK	2,0	5,07	200	150	500	1,5	716	402	5,30	2,0	B2 Z	34J5F200MK
B2 ¤	34J5F300MK	2,0	5,38	300	150	500	1,5	716	402	5,63	2,0	B2 Z	34J5F300MK
B2 ¤	34J5F400MK	2,0	5,70	400	150	500	1,5	716	402	5,96	2,0	B2 Z	34J5F400MK
B2 ¤	34J5F500MK	2,0	6,02	500	150	500	1,5	716	402	6,29	2,0	B2 Z	34J5F500MK
B2 ¤	34J5F600MK	2,0	6,33	600	150	500	1,5	716	402	6,62	2,0	B2 Z	34J5F600MK
B2 ¤	34J5F700MM	2,0	7,23	700	150	500	2,0	716	402	7,56	2,0	B2 Z	34J5F700MM
B2 ¤	34J5F800MM	2,0	7,63	800	150	500	2,0	716	402	7,97	2,0	B2 Z	34J5F800MM
B2 ¤	34J5F900MM	2,0	8,03	900	150	500	2,0	716	402	8,39	2,0	B2 Z	34J5F900MM

Per i coperchi vedere pag. 149 / *Covers see p. 149*

¤ Scegli il materiale/ *Choose the material*

CURVA IN DISCESA A 30° R=500 mm *30° vertical outside bend*

35J

J

N

Z

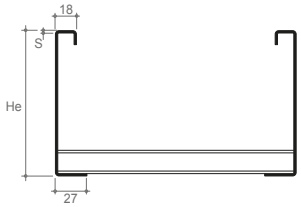

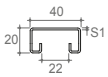

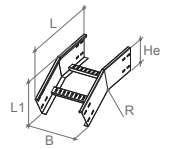

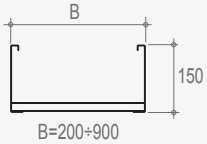

J N	Codice/ Code	S mm	⅄ kg/pz	B mm	He mm	R mm	S1 mm	L mm	L1 mm	⅄ kg/pz	S mm	Z	Codice/ Code
B2 ¤	35J5F200MK	2,0	4,14	200	150	500	1,5	605	292	4,33	2,0	B2 Z	35J5F200MK
B2 ¤	35J5F300MK	2,0	4,35	300	150	500	1,5	605	292	4,55	2,0	B2 Z	35J5F300MK
B2 ¤	35J5F400MK	2,0	4,56	400	150	500	1,5	605	292	4,77	2,0	B2 Z	35J5F400MK
B2 ¤	35J5F500MK	2,0	4,77	500	150	500	1,5	605	292	4,99	2,0	B2 Z	35J5F500MK
B2 ¤	35J5F600MK	2,0	4,99	600	150	500	1,5	605	292	5,21	2,0	B2 Z	35J5F600MK
B2 ¤	35J5F700MM	2,0	5,58	700	150	500	2,0	605	292	5,83	2,0	B2 Z	35J5F700MM
B2 ¤	35J5F800MM	2,0	5,85	800	150	500	2,0	605	292	6,11	2,0	B2 Z	35J5F800MM
B2 ¤	35J5F900MM	2,0	6,11	900	150	500	2,0	605	292	6,39	2,0	B2 Z	35J5F900MM

Per i coperchi vedere pag. 151 / *Covers see p. 151*

¤ Scegli il materiale/ *Choose the material*

STANDARD					
		I	Acciaio Inox AISI 304 *AISI 304 Stainless steel*	Y	Acciaio Inox AISI 316L *AISI 316L Stainless steel*
	Z	Zincato a caldo dopo lavorazione *Hot-dip galvanized after manufacture*	J	AISI 304 Decontaminato *AISI 304 Decontamined*	N	AISI 316L Decontaminato *AISI 316L Decontamined*

VARIANT				
		A	Lega di alluminio *Aluminium alloy*
	W	Zinc. a c. con Verniciatura RAL 5012 *Hot-dip galv. with RAL 5012 Painted*	B	Lega di alluminio anodizzato *Aluminium alloy anodized*

RIDUZIONE CENTRALE *Central reduction*

20J J N Z

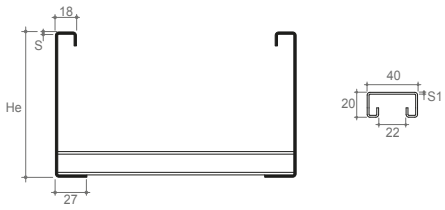

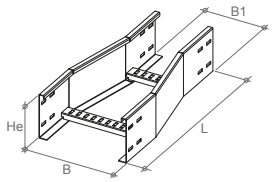

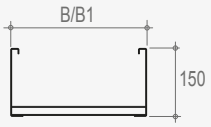

B =300÷900
B1=200÷800
Altre dimensioni a richiesta
Other dimensions on request

J N	Codice/ Code	S mm	A kg/pz	B mm	B1 mm	He mm	S1 mm	L mm	A kg/pz	S mm	Z	Codice/ Code
B2 ¤	20J2F300MK	2,0	4,23	300	200	150	1,5	600	4,42	2,0	B2 Z	20J2F300MK
B2 ¤	20J3F400MK	2,0	4,44	400	300	150	1,5	600	4,64	2,0	B2 Z	20J3F400MK
B2 ¤	20J4F500MK	2,0	4,65	500	400	150	1,5	600	4,86	2,0	B2 Z	20J4F500MK
B2 ¤	20J5F600MK	2,0	4,87	600	500	150	1,5	600	5,09	2,0	B2 Z	20J5F600MK
B2 ¤	20J6F700MM	2,0	5,43	700	600	150	2,0	600	5,68	2,0	B2 Z	20J6F700MM
B2 ¤	20J7F800MM	2,0	5,70	800	700	150	2,0	600	5,96	2,0	B2 Z	20J7F800MM
B2 ¤	20J8F900MM	2,0	5,97	900	800	150	2,0	600	6,24	2,0	B2 Z	20J8F900MM

Per i coperchi vedere pag. 152 / *Covers see p. 152*
¤ Scegli il materiale/ *Choose the material*

RIDUZIONE DESTRA *Right reduction*

21J J N Z

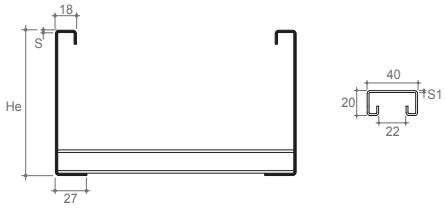

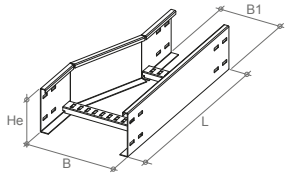

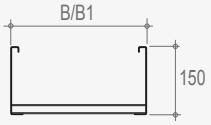

B =300÷900
B1=200÷800
Altre dimensioni a richiesta
Other dimensions on request

J N	Codice/ Code	S mm	A kg/pz	B mm	B1 mm	He mm	S1 mm	L mm	A kg/pz	S mm	Z	Codice/ Code
B2 ¤	21J2F300MK	2,0	4,26	300	200	150	1,5	600	4,45	2,0	B2 Z	21J2F300MK
B2 ¤	21J3F400MK	2,0	4,47	400	300	150	1,5	600	4,67	2,0	B2 Z	21J3F400MK
B2 ¤	21J4F500MK	2,0	4,68	500	400	150	1,5	600	4,89	2,0	B2 Z	21J4F500MK
B2 ¤	21J5F600MK	2,0	4,89	600	500	150	1,5	600	5,11	2,0	B2 Z	21J5F600MK
B2 ¤	21J6F700MM	2,0	5,46	700	600	150	2,0	600	5,71	2,0	B2 Z	21J6F700MM
B2 ¤	21J7F800MM	2,0	5,72	800	700	150	2,0	600	5,98	2,0	B2 Z	21J7F800MM
B2 ¤	21J8F900MM	2,0	5,99	900	800	150	2,0	600	6,26	2,0	B2 Z	21J8F900MM

Per i coperchi vedere pag. 153 / *Covers see p. 153*
¤ Scegli il materiale/ *Choose the material*

RIDUZIONE SINISTRA *Left reduction*

22J J N Z

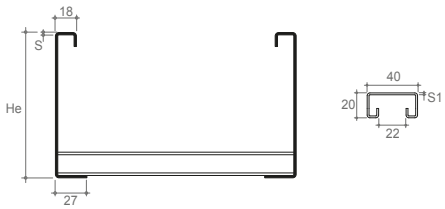

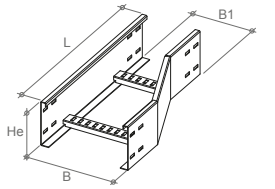

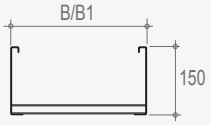

B =300÷900
B1=200÷800
Altre dimensioni a richiesta
Other dimensions on request

J N	Codice/ Code	S mm	A kg/pz	B mm	B1 mm	He mm	S1 mm	L mm	A kg/pz	S mm	Z	Codice/ Code
B2 ¤	22J2F300MK	2,0	4,26	300	200	150	1,5	600	4,45	2,0	B2 Z	22J2F300MK
B2 ¤	22J3F400MK	2,0	4,47	400	300	150	1,5	600	4,67	2,0	B2 Z	22J3F400MK
B2 ¤	22J4F500MK	2,0	4,68	500	400	150	1,5	600	4,89	2,0	B2 Z	22J4F500MK
B2 ¤	22J5F600MK	2,0	4,89	600	500	150	1,5	600	5,11	2,0	B2 Z	22J5F600MK
B2 ¤	22J6F700MM	2,0	5,46	700	600	150	2,0	600	5,71	2,0	B2 Z	22J6F700MM
B2 ¤	22J7F800MM	2,0	5,72	800	700	150	2,0	600	5,98	2,0	B2 Z	22J7F800MM
B2 ¤	22J8F900MM	2,0	5,99	900	800	150	2,0	600	6,26	2,0	B2 Z	22J8F900MM

Per i coperchi vedere pag. 154 / *Covers see p. 154*
¤ Scegli il materiale/ *Choose the material*

STANDARD					
		I	Acciaio Inox AISI 304 *AISI 304 Stainless steel*	Y	Acciaio Inox AISI 316L *AISI 316L Stainless steel*
	Z	Zincato a caldo dopo lavorazione *Hot-dip galvanized after manufacture*	J	AISI 304 Decontaminato *AISI 304 Decontamined*	N	AISI 316L Decontaminato *AISI 316L Decontamined*

VARIANT				
		A	Lega di alluminio *Aluminium alloy*
	W	Zinc. a c. con Verniciatura RAL 5012 *Hot-dip galv. with RAL 5012 Painted*	B	Lega di alluminio anodizzato *Aluminium alloy anodized*

ESEMPI DI MONTAGGIO *Installation examples*

50 *Profilo divisorio per elementi rettilinei - Separator for straight elements*

60 *Giunto - Joint*

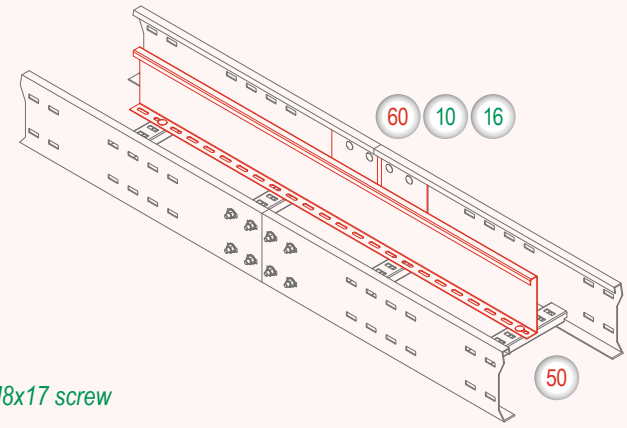

10 *Vite M8x17 - M8x17 screw*

16 *Dado esagonale M8 - M8 hexagonal nut*

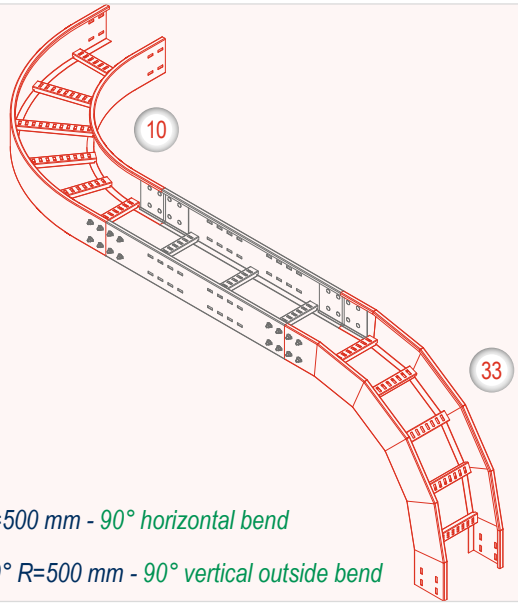

10 *Curva piana a 90° R=500 mm - 90° horizontal bend*

33 *Curva in discesa a 90° R=500 mm - 90° vertical outside bend*

RD 2

GIUNTO SNODATO VERTICALE *Vertical hinged joint*

63

I

Y

Z



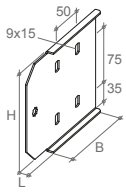

He= altezza nominale passerella
He= cable tray nominal height

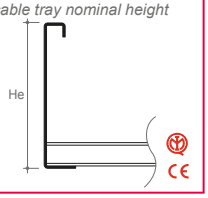

I Y Codice/ Code	S mm	kg/pz	B mm	H mm	He mm	L mm			kg/pz	S mm	Z Codice/ Code
B2 ¤ 63IAF013M	2,0	0,79	120	145	150	13			0,83	2,0	B2 Z 63IAF013M
B2 ¤ 63IAF013P	2,5	0,99	120	145	150	13			1,03	2,5	B2 Z 63IAF013P

Articolo completo di vite e dado (M8) / *Item complete with screw and nut (M8)*
Bulloneria di fissaggio M8 non inclusa / *M8 fixing hardware not included*
¤ Scegli il materiale/ *Choose the material*

STANDARD						
			I	Acciaio Inox AISI 304 *AISI 304 Stainless steel*	Y	Acciaio Inox AISI 316L *AISI 316L Stainless steel*
	Z	Zincato a caldo dopo lavorazione *Hot-dip galvanized after manufacture*	J	AISI 304 Decontaminato *AISI 304 Decontamined*	N	AISI 316L Decontaminato *AISI 316L Decontamined*

VARIANT				
		A	Lega di alluminio *Aluminium alloy*
W	Zinc. a c. con Verniciatura RAL 5012 *Hot-dip galv. with RAL 5012 Painted*	B	Lega di alluminio anodizzato *Aluminium alloy anodized*

ELEMENTO PER CURVA SNODATA VERTICALE *Element for articulated vertical bend*

37J J N Z

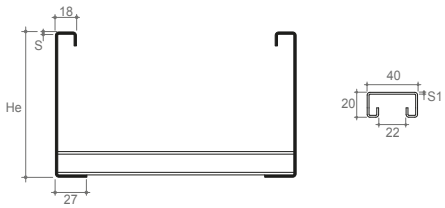

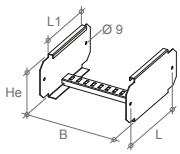

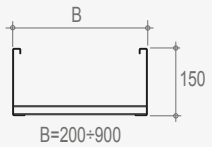

J N	Codice/ Code	S mm	⚖ kg/pz	B mm	He mm	S1 mm	L mm	L1 mm	⚖ kg/pz	S mm	Z	Codice/ Code
B2 ¤	37J1F200MK	2,0	1,82	200	150	1,5	250	200	1,93	2,0	B2 Z	37J1F200MK
B2 ¤	37J1F300MK	2,0	1,92	300	150	1,5	250	200	2,03	2,0	B2 Z	37J1F300MK
B2 ¤	37J1F400MK	2,0	2,02	400	150	1,5	250	200	2,14	2,0	B2 Z	37J1F400MK
B2 ¤	37J1F500MK	2,0	2,13	500	150	1,5	250	200	2,25	2,0	B2 Z	37J1F500MK
B2 ¤	37J1F600MK	2,0	2,23	600	150	1,5	250	200	2,36	2,0	B2 Z	37J1F600MK
B2 ¤	37J1F700MM	2,0	2,57	700	150	2,0	250	200	2,72	2,0	B2 Z	37J1F700MM
B2 ¤	37J1F800MM	2,0	2,70	800	150	2,0	250	200	2,86	2,0	B2 Z	37J1F800MM
B2 ¤	37J1F900MM	2,0	2,84	900	150	2,0	250	200	3,01	2,0	B2 Z	37J1F900MM

Per l'installazione sono necessari 2 giunti a snodo verticale (Art. 63) / *For the installation 2 vertical hinged joints are necessary (Art. 63)*
I coperchi si ottengono adattando in opera quelli rettilinei / *Covers are obtained by fitting the straight ones on site*
¤ Scegli il materiale/ *Choose the material*

ESEMPI DI MONTAGGIO *Installation examples*

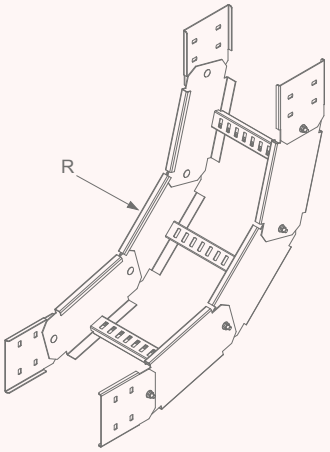

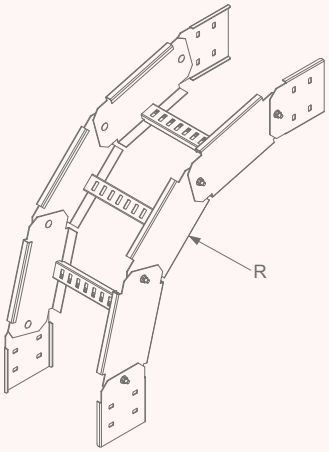

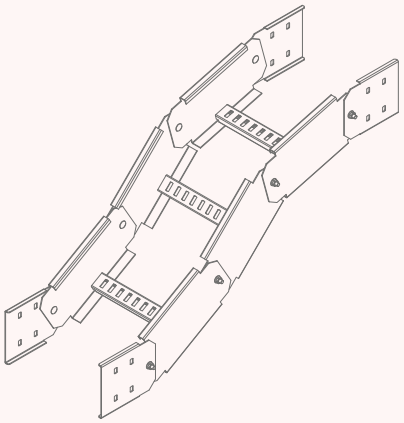

Nr. elementi / No. elements	Raggio interno minimo R [mm] / Minimum internal radius R [mm]
1	200
2	370
3	530
4	690
5	850
6	1010

STANDARD					
		I	Acciaio Inox AISI 304 *AISI 304 Stainless steel*	Y	Acciaio Inox AISI 316L *AISI 316L Stainless steel*
	Z	Zincato a caldo dopo lavorazione *Hot-dip galvanized after manufacture*	J	AISI 304 Decontaminato *AISI 304 Decontamined*	N	AISI 316L Decontaminato *AISI 316L Decontamined*

VARIANT				
		A	Lega di alluminio *Aluminium alloy*
	W	Zinc. a c. con Verniciatura RAL 5012 *Hot-dip galv. with RAL 5012 Painted*	B	Lega di alluminio anodizzato *Aluminium alloy anodized*

GIUNTO *Joint*

60

I

Y

Z

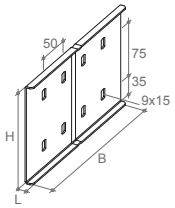

He= altezza nominale passerella
He= cable tray nominal height

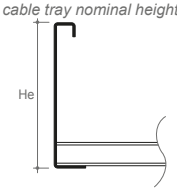

I Y	Codice/ Code	S mm	kg/pz	B mm	H mm	He mm	L mm			kg/pz	S mm	Z	Codice/ Code
B2 ¤	60I5F013M	2,0	0,71	240	145	150	13			0,74	2,0	B2 Z	60I5F013M
B2 ¤	60I5F013P	2,5	0,88	240	145	150	13			0,92	2,5	B2 Z	60I5F013P

Bulloneria di fissaggio M8 non inclusa / *M8 fixing hardware not included*

¤ Scegli il materiale/ *Choose the material*

GIUNTO DI ESPANSIONE *Expansion joint*

64

I

Y

Z

Vedi pagg. 14-15
See pages 14-15

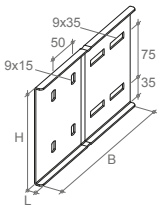

He= altezza nominale passerella
He= cable tray nominal height

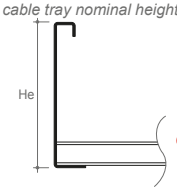

I Y	Codice/ Code	S mm	kg/pz	B mm	H mm	He mm	L mm			kg/pz	S mm	Z	Codice/ Code
B2 ¤	64I5F013M	2,0	0,70	240	145	150	13			0,73	2,0	B2 Z	64I5F013M
B2 ¤	64I5F013P	2,5	0,87	240	145	150	13			0,90	2,5	B2 Z	64I5F013P

Bulloneria di fissaggio M8 non inclusa (art. 10, 19 e 36 serie 0) / *M8 fixing hardware not included (0 series art. 10,19 and 36)*

¤ Scegli il materiale/ *Choose the material*

GIUNTO ADATTABILE ORIZZONTALE *Horizontal adjustable joint*

65

I

Y

Z

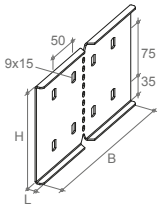

He= altezza nominale passerella
He= cable tray nominal height

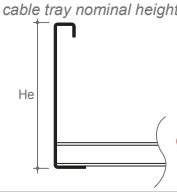

I Y	Codice/ Code	S mm	kg/pz	B mm	H mm	He mm	L mm			kg/pz	S mm	Z	Codice/ Code
B2 ¤	65I5F013M	2,0	0,70	240	145	150	13			0,73	2,0	B2 Z	65I5F013M
B2 ¤	65I5F013P	2,5	0,87	240	145	150	13			0,90	2,5	B2 Z	65I5F013P

Bulloneria di fissaggio M8 non inclusa / *M8 fixing hardware not included*

¤ Scegli il materiale/ *Choose the material*

GIUNTO ADATTABILE ORIZZONTALE LUNGO *Long horizontal adjustable joint*

65

I

Y

Z

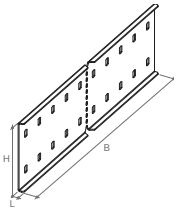

He= altezza nominale passerella
He= cable tray nominal height

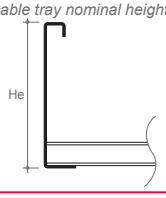

I Y	Codice/ Code	S mm	kg/pz	B mm	H mm	He mm	L mm			kg/pz	S mm	Z	Codice/ Code
B2 ¤	65IEF013M	2,0	1,35	500	145	150	13			1,41	2,0	B2 Z	65IEF013M
B2 ¤	65IEF013P	2,5	1,68	500	145	150	13			1,73	2,5	B2 Z	65IEF013P

Bulloneria di fissaggio M8 non inclusa / *M8 fixing hardware not included*

¤ Scegli il materiale/ *Choose the material*

STANDARD					
		I	Acciaio Inox AISI 304 *AISI 304 Stainless steel*	Y	Acciaio Inox AISI 316L *AISI 316L Stainless steel*
Z	Zincato a caldo dopo lavorazione *Hot-dip galvanized after manufacture*	J	AISI 304 Decontaminato *AISI 304 Decontamined*	N	AISI 316L Decontaminato *AISI 316L Decontamined*

VARIANT			
		A	Lega di alluminio *Aluminium alloy*
W	Zinc. a c. con Verniciatura RAL 5012 *Hot-dip galv. with RAL 5012 Painted*	B	Lega di alluminio anodizzato *Aluminium alloy anodized*

GIUNTO PER CONNESSIONE A T VERTICALE *Vertical T connection joint*

66

I

Y

Z

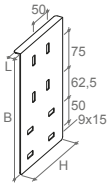

He= altezza nominale passerella
He= cable tray nominal height

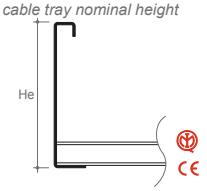

I	Y	Codice/ Code	S mm	kg/pz	B mm	H mm	He mm	L mm			kg/pz	S mm	Z	Codice/ Code
B2	¤	66JXF015M	2,0	0,61	250	145	150	15			0,64	2,0	B2 Z	66JXF015M
B2	¤	66JXF015P	2,5	0,76	250	145	150	15			0,79	2,5	B2 Z	66JXF015P

Bulloneria di fissaggio M8 non inclusa / *M8 fixing hardware not included*

¤ Scegli il materiale/ *Choose the material*

PIASTRA DI FISSAGGIO A MURO *Wall fixing plate*

67

I

Y

Z

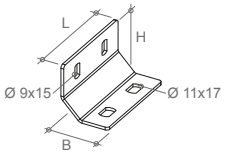

He= altezza nominale passerella
He= cable tray nominal height

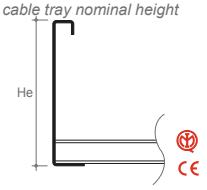

I	Y	Codice/ Code	S mm	kg/pz	B mm	H mm	He mm	L mm			kg/pz	S mm	Z	Codice/ Code
C2	¤	67ADB050Q	3,0	0,20	50	50	150	100			0,21	3,0	C2 Z	67ADB050Q

Bulloneria di fissaggio M8 non inclusa / *M8 fixing hardware not included*

¤ Scegli il materiale/ *Choose the material*

BLOCCA COPERCHIO *Cover clamp*

90

S

I

Y

Z

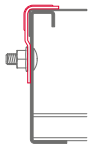

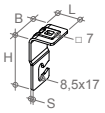

He= altezza nominale passerella
He= cable tray nominal height

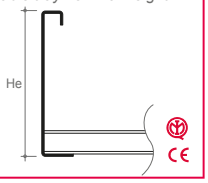

S	I	Y	Codice/ Code	S mm	kg/pz	B mm	H mm	L mm	He mm		kg/pz	S mm	Z	Codice/ Code
B2	¤		90JXQ055M	2,0	0,04	30	57	25	150		0,04	2,0	B2 Z	90JXQ055M

Solo per installazioni in ambiente interno / *Only for indoor installations*

Bulloneria di fissaggio M8 non inclusa / *M8 fixing hardware not included*

¤ Scegli il materiale/ *Choose the material*

STANDARD						
S	Zincato Sendzimir *Pre-galvanized Sendzimir*	I	Acciaio Inox AISI 304 *AISI 304 Stainless steel*	Y	Acciaio Inox AISI 316L *AISI 316L Stainless steel*
Z	Zincato a caldo dopo lavorazione *Hot-dip galvanized after manufacture*	J	AISI 304 Decontaminato *AISI 304 Decontamined*	N	AISI 316L Decontaminato *AISI 316L Decontamined*

VARIANT				
			A	Lega di alluminio *Aluminium alloy*
W	Zinc. a c. con Verniciatura RAL 5012 *Hot-dip galv. with RAL 5012 Painted*		B	Lega di alluminio anodizzato *Aluminium alloy anodized*

ALZA BLOCCA COPERCHIO *Cover spacer*

93

S
I
Y
Z

	Codice/ Code	S mm	A kg/pz	B mm	H mm	L mm	A kg/pz	S mm		Codice/ Code
B2 S	93J3X050MJ02	2,0	0,13	30	50	100	0,13	2,0	B2 Z	93J3X050MD02
B2 S	93J3X100MJ02	2,0	0,15	30	100	150	0,15	2,0	B2 Z	93J3X100MD02
B2 S	93J3X125MJ02	2,0	0,17	30	125	175	0,17	2,0	B2 Z	93J3X125MD02
B2 I	93J3X050MJ02	2,0	0,13	30	50	100				
B2 I	93J3X100MJ02	2,0	0,15	30	100	150				
B2 I	93J3X125MJ02	2,0	0,17	30	125	175				
B2 Y	93J3X050MN02	2,0	0,13	30	50	100				
B2 Y	93J3X100MN02	2,0	0,15	30	100	150				
B2 Y	93J3X125MN02	2,0	0,17	30	125	175				

Articolo completo di nr. 2 viti e dadi M8 / *Item complete with no. 2 screws and nuts M8*

BLOCCA COPERCHIO AD OMEGA DI SICUREZZA *Security omega cover clamp*

98A SERIE 3 **98B** SERIE 3

I
Y
Z

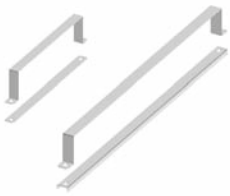

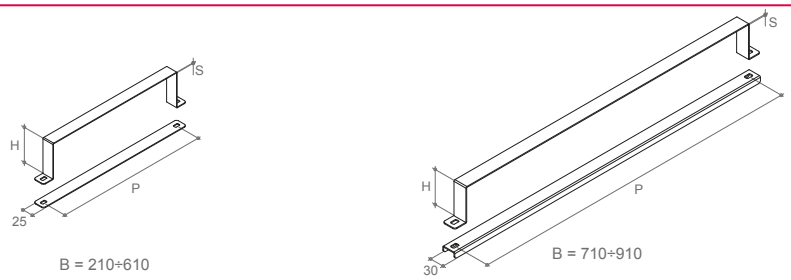

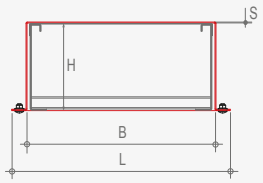

I Y	Codice/ Code	S mm	A kg/pz	B mm	H mm	L mm	P mm	A kg/pz	S mm	Z I	Codice/ Code
A3 ¤	98AZF200K	1,5	0,23	210	150	260	235	0,26	1,5	A3 Z	98AZF200K
A3 ¤	98AZF300K	1,5	0,29	310	150	360	335	0,33	1,5	A3 Z	98AZF300K
A3 ¤	98AZF400K	1,5	0,34	410	150	460	435	0,39	1,5	A3 Z	98AZF400K
A3 ¤	98AZF500K	1,5	0,41	510	150	560	535	0,44	1,5	A3 Z	98AZF500K
A3 ¤	98AZF600K	1,5	0,46	610	150	660	635	0,51	1,5	A3 Z	98AZF600K
A3 ¤	98BZF700M	2,0	1,09	710	150	770	740	1,14	2,0	A3 Z	98BZF700M
A3 ¤	98BZF800M	2,0	1,21	810	150	870	840	1,26	2,0	A3 Z	98BZF800M
A3 ¤	98BZF900M	2,0	1,34	910	150	970	940	1,43	2,0	A3 Z	98BZF900M

Bulloneria di fissaggio M6/M8 non inclusa / *M6/M8 fixing hardware not included*
¤ Scegli il materiale/ *Choose the material*

BLOCCA PASSERELLA *Side profile locking device*

98J

S
I
Y
Z

S I Y	Codice/ Code	S mm	A kg/pz	B mm	H mm	L mm	A kg/pz	S mm	Z I	Codice/ Code
B2 ¤	98J5X150Q	3,0	0,22	40	150	28	0,23	3,0	B2 Z	98J5X150Q

Bulloneria di fissaggio M8 non inclusa / *M8 fixing hardware not included*
Nota: non consente l'installazione del coperchio / *Note: It does not allow the installation of cover*
¤ Scegli il materiale/ *Choose the material*

STANDARD						
		I	Acciaio Inox AISI 304 *AISI 304 Stainless steel*	Y	Acciaio Inox AISI 316L *AISI 316L Stainless steel*
Z	Zincato a caldo dopo lavorazione *Hot-dip galvanized after manufacture*	J	AISI 304 Decontaminato *AISI 304 Decontamined*	N	AISI 316L Decontaminato *AISI 316L Decontamined*

VARIANT			
		A	Lega di alluminio *Aluminium alloy*
W	Zinc. a c. con Verniciatura RAL 5012 *Hot-dip galv. with RAL 5012 Painted*	B	Lega di alluminio anodizzato *Aluminium alloy anodized*

BLOCCA PASSERELLA A TRAVERSINI *Cable ladder locking device*

84

I

Y

Z

I Y Codice/ Code	S mm	kg/pz	B mm	H mm	kg/pz	S mm	Z Codice/ Code
B2 ¤ 84XXX040M	2,0	0,03	55	40	0,03	2,0	B2 Z 84XXX040M
B2 ¤ 84XXX050M	2,0	0,04	55	50	0,04	2,0	B2 Z 84XXX050M

¤ Scegli il materiale/ *Choose the material*

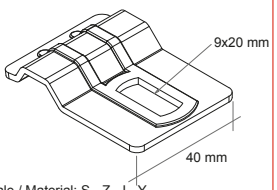

Materiale / Material: S - Z - I - Y

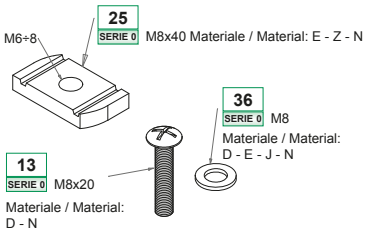

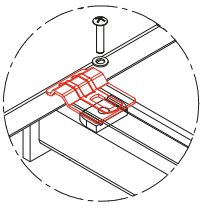

Profili e mensole / Channels and brackets: UR1

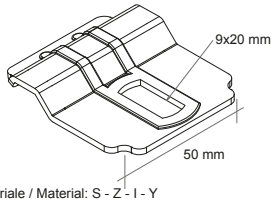

Materiale / Material: S - Z - I - Y

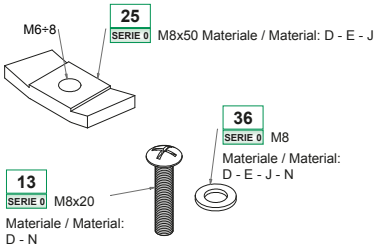

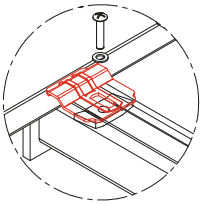

Profili e mensole / Channels and brackets: UR2

BLOCCA / GUIDA PASSERELLA A TRAVE *Hold down clamp / expansion guide for rack fixing*

85

I

Y

D

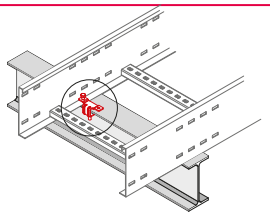

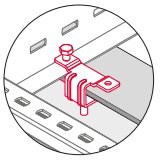

Blocca / *Hold down clamp*

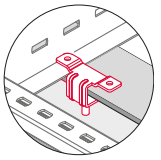

Guida / *Expansion guide*

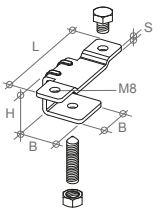

I Codice/ Code	S mm	kg/pz	B mm	H mm	L mm	kg/pz	S mm	Y Codice/ Code
B2 I 85JXG090Q1J02	3,0	0,18	30	30	86	0,18	3,0	B2 Y 85JXG090Q1N02

D Codice/ Code	S mm	kg/pz	B mm	H mm	L mm
B2 D 85JXG090Q1D02	3,0	0,18	30	30	86

Bulloneria di fissaggio M8 inclusa / *M8 fixing hardware included*

STANDARD						
		I	Acciaio Inox AISI 304 *AISI 304 Stainless steel*	Y	Acciaio Inox AISI 316L *AISI 316L Stainless steel*	
Z	Zincato a caldo dopo lavorazione *Hot-dip galvanized after manufacture*	J	AISI 304 Decontaminato *AISI 304 Decontamined*	N	AISI 316L Decontaminato *AISI 316L Decontamined*	

VARIANT			
		A	Lega di alluminio *Aluminium alloy*
W	Zinc. a c. con Verniciatura RAL 5012 *Hot-dip galv. with RAL 5012 Painted*	B	Lega di alluminio anodizzato *Aluminium alloy anodized*

ESEMPI DI MONTAGGIO *Installation examples*

63 *Giunto snodato verticale - Vertical hinged joint*

65 *Giunto adattabile orizzontale - Horizontal adjustable joint*

90 *Treccia di massa - Bonding jumper*

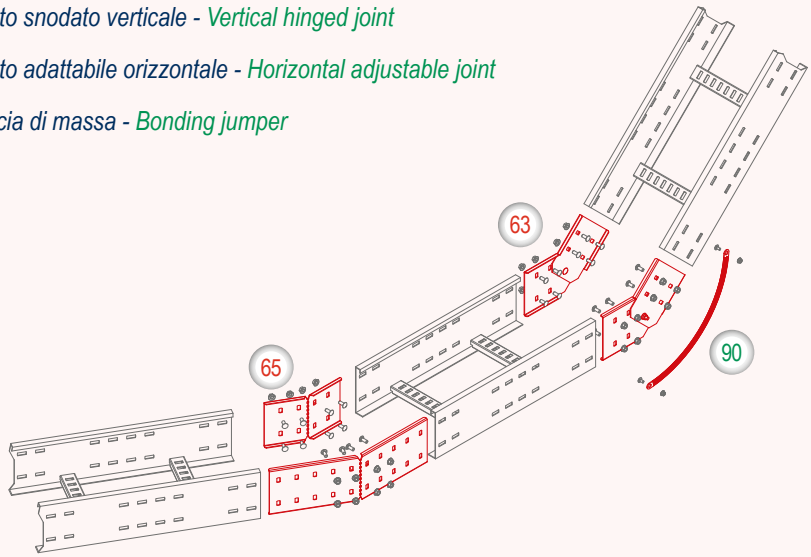

64 *Giunto di espansione - Expansion joint*

90 *Treccia di massa - Bonding jumper*

93 *Alza blocca coperchio - Cover spacer*

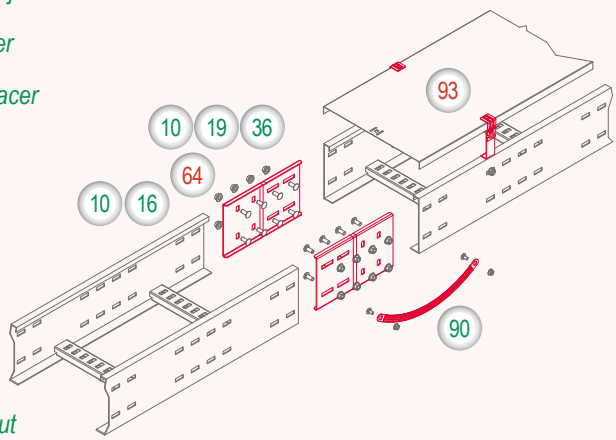

10 *Vite M8x17 - M8x17 screw*

16 *Dado flangiato M8 - M8 flanged nut*

19 *Dado autobloccante M8 - M8 self-locking nut*

36 *Rondella piana - Plane washer*

66 *Giunto per connessione a T verticale - Vertical T connection joint*

74 *Uscita cavi - Drop out*

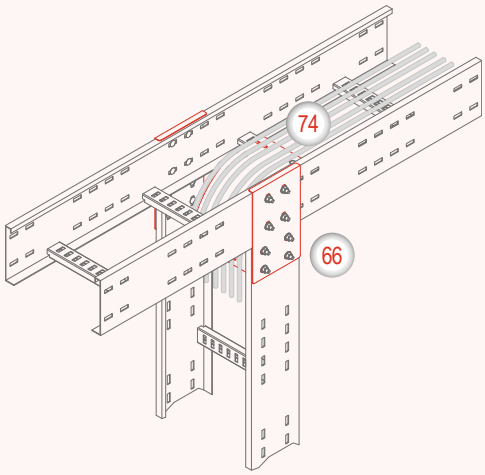

Viteria

Bolts and Screws



VITE TESTA TONDA CON QUADRO SOTTOTESTA *Round head screw with square neck*

10 SERIE 0 — D E N J

100

Classe/ *Class*		
D	E	4.6-4.8
J	N	70

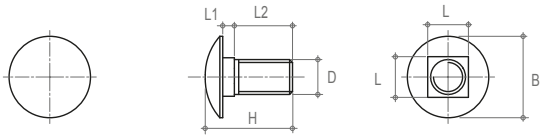

Codice/ Code D E	kg/pz	B mm	H mm	L mm	L1 mm	L2 mm	D	kg/pz	Codice/ Code N	Codice/ Code J
D0C10A06X12 ¤	0,52	14	15	6	1,8	10,2	M6	0,52	D0Y10A06X12 N	D0I10A06X12 J
D0C10A08X17 ¤	1,18	18	21	8	2,4	14,6	M8	1,18	D0Y10A08X17 N	D0I10A08X17 J

VITE TESTA BOMBATA DOPPIO INTAGLIO *Crowned head screw with double slot*

13 SERIE 0 — D N

100

Classe/ *Class*	
D	4.6-4.8
N	70

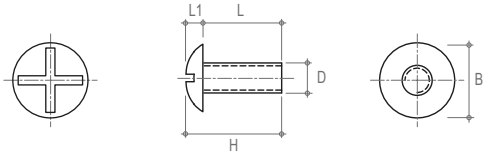

Codice/ Code D	kg/pz	B mm	H mm	L mm	L1 mm		D	kg/pz	Codice/ Code N
D0C13L06X20 D	0,65	15	23,3	20	3,3		M6	0,65	D0Y13L06X20 N
D0C13L08X20 D	1,35	20	24,4	20	4,4		M8	1,35	D0Y13L08X20 N

VITE TESTA BOMBATA CON ESAGONO INCASSATO *Crowned head screw with hexagon socket*

13 SERIE 0 — J N

100

Classe/ *Class*	
J	N	70

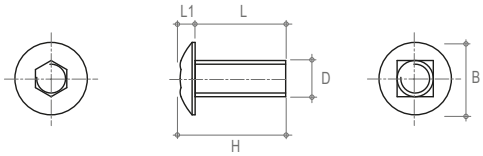

Codice/ Code E	kg/pz	B mm	H mm	L mm	L1 mm		D	kg/pz	Codice/ Code N	Codice/ Code J
D0C13S06X16 E	0,45	10,5	19,2	16	3,2		M6	0,34	D0Y13S06X16 N	D0I13S06X16 J
D0C13S08X16 E	0,88	14	20,4	16	4,4		M8	0,68	D0Y13S08X16 N	D0I13S08X16 J

DADO ESAGONALE FLANGIATO *Flanged hexagonal nut*

16 SERIE 0 — D E N J

100

Classe/ *Class*		
D	E	6S
J	N	70

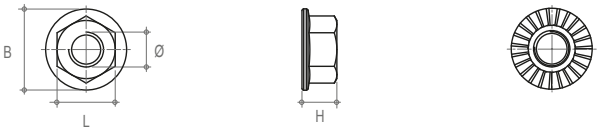

Codice/ Code D E	kg/pz	B mm	H mm	L mm			Ø	kg/pz	Codice/ Code N	Codice/ Code J
D0C16S06 ¤	0,34	14	6	10			M6	0,34	D0Y16S06 N	D0I16S06 J
D0C16S08 ¤	0,68	18	8	13			M8	0,68	D0Y16S08 N	D0I16S08 J

¤ Scegli il materiale/ *Choose the material*

STANDARD												
	D	Dacromet/ Geomet *Dacromet/ Geomet*	E	Zincato Elettrolitico *Electrolytic galvanized*	R	Acciaio Ramato *Steel Copper*	S	Rame Stagnato *Copper tinned*				
	Z	Zincato a caldo dopo lavorazione *Hot-dip galvanized after manufacture*	J	AISI 304 Decontaminato *AISI 304 Decontamined*	N	AISI 316L Decontaminato *AISI 316L Decontamined*	Q	Poliammide o ABS o Gomma *Polyamide or ABS or Rubber*				

DADO ESAGONALE AUTOBLOCCANTE CON INSERTO IN NYLON *Nylon insert lock hexagonal nut*

19 J N
SERIE 0

100

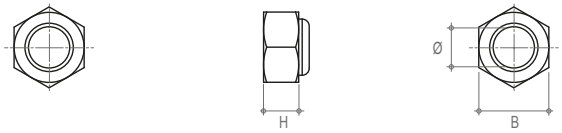

Codice/ Code	J	kg/pz	B mm	H mm				Ø	kg/pz	Codice/ Code	N
D0I19S06	J	0,24	10	6				M6	0,24	D0Y19S06	N
D0I19S08	J	0,51	13	8				M8	0,51	D0Y19S08	N

RONDELLA PIANA *Plane washer*

36 D E Z N J
SERIE 0

100

Durezza
Hardness
100-300 HV

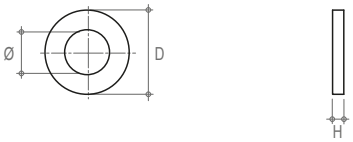

Codice/ Code	D E Z	kg/pz		H mm			Ø mm	D mm	kg/pz	Codice/ Code	N	Codice/ Code	J
D0C36S06X12	¤	0,10		1,6			6,4	12	0,10	D0Y36S06X12	N	D0I36S06X12	J
D0C36L06X18	¤	0,28		1,6			6,5	18	0,28	D0Y36L06X18	N	D0I36L06X18	J
D0C36S08X17	¤	0,20		1,6			8,4	16	0,20	D0Y36S08X17	N	D0I36S08X17	J

DADO PER PROFILATI *Nut for channels*

25 D E Z N
SERIE 0



100

Codice/ Code	E Z	kg/pz	B mm	H mm	L mm		TIPO	Ø	kg/pz	Codice/ Code	N
D0C25S06X40	¤	3,10	20	6	35		UR1	M6	3,10	D0Y25S06X40	N
D0C25S08X40	¤	2,99	20	6	35		UR1	M8	2,99	D0Y25S08X40	N

Codice/ Code	D	kg/pz	B mm	H mm	L mm		TIPO	Ø mm
D0C25S08X40	D	2,99	20	6	35		UR1	M8
D0C25S08X50	D	3,31	20	6	45		UR2	M8

DADO PER PROFILATI CON MOLLA *Nut for channels with spring*

27 E Z N
SERIE 0

100

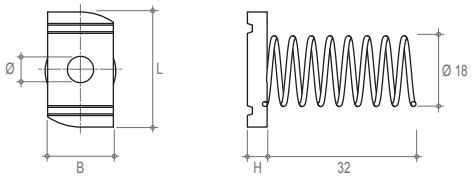

Codice/ Code	E Z	kg/pz	B mm	H mm	L mm		TIPO	Ø	kg/pz	Codice/ Code	N
D0C27S06X40	¤	3,50	20	6	35		UR1	M6	3,50	D0Y27S06X40	N
D0C27S08X40	¤	3,39	20	6	35		UR1	M8	3,39	D0Y27S08X40	N

STANDARD												
	D	Dacromet/ Geomet *Dacromet/ Geomet*	E	Zincato Elettrolitico *Electrolytic galvanized*	R	Acciaio Ramato *Steel Copper*	S	Rame Stagnato *Copper tinned*				
	Z	Zincato a caldo dopo lavorazione *Hot-dip galvanized after manufacture*	J	AISI 304 Decontaminato *AISI 304 Decontamined*	N	AISI 316L Decontaminato *AISI 316L Decontamined*	Q	Poliammide o ABS o Gomma *Polyamide or ABS or Rubber*				

GUARNIZIONE ANIMATA *Core gasket*

83
SERIE 0
Q

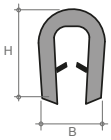

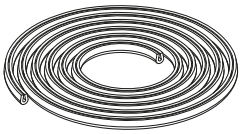

Unità di imballo 50 m / *Packaging unit 50 m*

CE

Q	Codice/ Code	kg/m	B mm	H mm				
D0	Q 83A06X10X0050	0,10	6	10				
D0	Q 83A10X16X0050	0,14	10	16				

TRECCIA DI MASSA *Bonding jumper*

90
SERIE 0
S

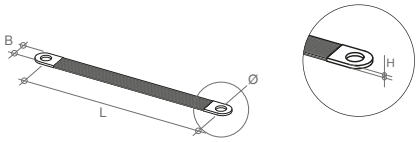

Bulloneria di fissaggio non inclusa / *Fixing hardware not included*
Altre dimensioni a richiesta / *Other dimensions on request*

CE

Codice/ Code	S	kg/pz	B mm	H mm	L mm	S mm²		Ø mm
D0R90S16B40	S	0,08	17	2,5	400	16		9
D0R90S25B40	S	0,13	23	3,2	400	25		9
D0R90S35B40	S	0,18	23	3,4	400	35		9
D0R90S50B40	S	0,25	30	4,0	400	50		9

MORSETTO FISSACAVI *Cable cleats*

75
SERIE 0
Y

A0Y75C...

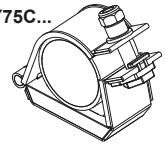

A0Y75D...

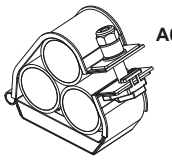

Materiale AISI 316L, rivestimento Low Smoke & Fume (LSF) / *Material: 316L Stainless Steel & Low Smoke & Fume (LSF) Liners*

IEC 61914:2009

CE

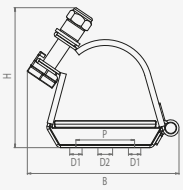

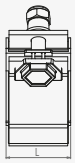

Codice/ Code	kg/pz	B mm	H mm	L mm	P mm	Foro fissaggio Ø D1	Foro fissaggio Ø D2	Ø Cavi mm
A0Y75C032038	0,43	96	93	54	25	2 x Ø10	1 x Ø12	32-38
A0Y75C038046	0,45	100	100	54	25	2 x Ø10	1 x Ø12	38-46
A0Y75C046051	0,46	104	103	54	25	2 x Ø10	1 x Ø12	46-51
A0Y75C051058	0,47	108	107	54	25	2 x Ø10	1 x Ø12	51-58
A0Y75C058070	0,55	129	119	54	50	2 x Ø10	1 x Ø12	58-70
A0Y75C070083	0,58	137	120	54	50	2 x Ø10	1 x Ø12	70-83
A0Y75C083097	0,66	157	137	54	75	2 x Ø10	1 x Ø12	83-97
A0Y75C096109	0,69	165	133	54	75	2 x Ø10	1 x Ø12	96-109
A0Y75D019024	0,31	97	87	54	25	2 x Ø10	1 x Ø10	19-24
A0Y75D023028	0,32	99	92	54	25	2 x Ø10	1 x Ø10	23-28
A0Y75D027032	0,32	102	97	54	25	2 x Ø10	1 x Ø10	27-32
A0Y75D030035	0,33	104	101	54	25	2 x Ø10	1 x Ø10	30-35
A0Y75D033038	0,34	106	104	54	25	2 x Ø10	1 x Ø10	33-38
A0Y75D036042	0,39	125	109	54	50	2 x Ø10	1 x Ø10	36-42
A0Y75D040046	0,40	128	114	54	50	2 x Ø10	1 x Ø10	40-46
A0Y75D044050	0,41	132	116	54	50	2 x Ø10	1 x Ø10	44-50
A0Y75D048055	0,42	136	123	54	50	2 x Ø10	1 x Ø10	48-55
A0Y75D051058	0,43	138	129	54	50	2 x Ø10	1 x Ø10	51-58
A0Y75D055062	0,48	158	136	54	75	2 x Ø10	1 x Ø10	55-62
A0Y75D059066	0,49	158	144	54	75	2 x Ø10	1 x Ø10	59-66
A0Y75D063070	0,50	159	151	54	75	2 x Ø10	1 x Ø10	63-70
A0Y75D067074	0,50	165	159	54	75	2 x Ø10	1 x Ø10	67-74
A0Y75D071078	0,51	172	166	54	75	2 x Ø10	1 x Ø10	71-78
A0Y75D074082	0,59	188	174	54	75	2 x Ø10	1 x Ø10	74-82
A0Y75D077085	0,59	189	179	54	75	2 x Ø10	1 x Ø10	77-85
A0Y75D082088	0,60	190	185	54	75	2 x Ø10	1 x Ø10	82-88
A0Y75D088096	0,61	202	200	54	75	2 x Ø10	1 x Ø10	88-96
A0Y75D096103	0,63	215	213	54	75	2 x Ø10	1 x Ø10	96-103

STANDARD								
	D	Dacromet/ Geomet *Dacromet/ Geomet*	E	Zincato Elettrolitico *Electrolytic galvanized*	R	Acciaio Ramato *Steel Copper*	S	Rame Stagnato *Copper tinned*
	Z	Zincato a caldo dopo lavorazione *Hot-dip galvanized after manufacture*	J	AISI 304 Decontaminato *AISI 304 Decontamined*	N	AISI 316L Decontaminato *AISI 316L Decontamined*	Q	Poliammide o ABS o Gomma *Polyamide or ABS or Rubber*

Elenco dei codici articolo e pagina corrispondente

List of the article codes and corresponding page

index

INDEX FEMI-CZ 2

HP 2.22

C2_01...

Ex.C2J01S3C150HH10

Codice	Pag
S3C150HH10	35
S3C150KH10	35
S3C200HH10	35
S3C200KH10	35
S3C300HH10	35
S3C300KH10	35
S3C400HH10	35
S3C400HH10	35
S3C400KH10	35
S3C450HH10	35
S3C450KH10	35
S3C500HH10	35
S3C500KH10	35
S3C600KH10	35
S3C700LK10	35
S3C750LK10	35
S3C800LK10	35
S3C900LK10	35
S3D150HH10	35
S3D150KH10	35
S3D200HH10	35
S3D200KH10	35
S3D300HH10	35
S3D300KH10	35
S3D400HH10	35
S3D400KH10	35
S3D450HH10	35
S3D450KH10	35
S3D500HH10	35
S3D500KH10	35
S3D600HH10	35
S3D600KH10	35
S3D700LK10	35
S3D750LK10	35
S3D800LK10	35
S3D900LK10	35
S3E150HH10	35
S3E150KH10	35
S3E200HH10	35
S3E200KH10	35
S3E300HH10	35
S3E300KH10	35
S3E400HH10	35
S3E400KH10	35
S3E450HH10	35
S3E450KH10	35
S3E500HH10	35
S3E500KH10	35
S3E600HH10	35
S3E600KH10	35
S3E700LK10	35
S3E750LK10	35
S3E800LK10	35
S3E900LK10	35

C2_02...

Ex.C2S02S3C150HH10

Codice	Pag
S3C150HH10	34
S3C200HH10	34
S3C300HH10	34
S3C400HH10	34
S3C450HH10	34
S3C500HH10	34
S3C600HH10	34
S3C450KH10	34
S3C500KH10	34
S3C600KH10	34
S3D150HH10	34
S3D200HH10	34
S3D300HH10	34
S3D400HH10	34
S3D450HH10	34
S3D500HH10	34
S3D600HH10	34
S3D450KH10	34
S3D500KH10	34
S3D600KH10	34
S3E150HH10	34
S3E200HH10	34
S3E300HH10	34
S3E400HH10	34
S3E450HH10	34
S3E500HH10	34
S3E600HH10	34
S3E450KH10	34
S3E500KH10	34
S3E600KH10	34

C2_05...

Ex.C2S05G3P150B

Codice	Pag
G3P150B	36
G3P150D	36
G3P150F	36
G3P200B	36
G3P200D	36
G3P200F	36
G3P300B	36
G3P300D	36
G3P300F	36
G3P400B	36
G3P400D	36
G3P400F	36
G3P450D	36
G3P450F	36
G3P450H	36
G3P500D	36
G3P500F	36
G3P500H	36
G3P600D	36
G3P600F	36
G3P600H	36
G2P700F	36
G2P700H	36
G2P700K	36
G2P750F	36
G2P750H	36
G2P750K	36
G2P800F	36
G2P800H	36
G2P800K	36
G2P900F	36
G2P900H	36
G2P900K	36

C2_06...

Ex.C2S06N3P150F

Codice	Pag
N3P150F	36
N3P200F	36
N3P300F	36
N3P400F	36
N3P450H	36
N3P500H	36
N3P600H	36
N2P700K	36
N2P750K	36
N2P800K	36
N2P900K	36

C2_07...

Ex.C2S07N3P150F

Codice	Pag
N3P150F	37
N3P200F	37
N3P300F	37
N3P400F	37
N3P450H	37
N3P500H	37
N3P600H	37
N2P700K	37
N2P750K	37
N2P800K	37
N2P900K	37

C2_09...

Ex.C2S09X3X150F

Codice	Pag
X3X150F	39
X3X200F	39
X3X300F	39
X3X400F	39
X3X450F	39
X3X500F	39
X3X600F	39
X3X700K	39
X3X750K	39
X3X800K	39
X3X900K	39

C2_10...

Ex.C2S10S3C150HH

Codice	Pag
S3C150HH	40
S3C200HH	40
S3C300HH	40
S3C400HH	40
S3C450HH	40
S3C500HH	40
S3C600HH	40
S3C700LK	40
S3C750LK	40
S3C800LK	40
S3C900LK	40
S3D150HH	40
S3D200HH	40
S3D300HH	40
S3D400HH	40
S3D450HH	40
S3D500HH	40
S3D600HH	40
S3D700LK	40
S3D750LK	40
S3D800LK	40
S3D900LK	40
S3E150HH	40
S3E200HH	41
S3D750LK	40
S3D800LK	40
S3D900LK	40
S3E150HH	40
S3E200HH	40
S3E300HH	40
S3E400HH	40
S3E450HH	40
S3E500HH	40
S3E600HH	40
S3E700LK	40
S3E750LK	40
S3E800LK	40
S3E900LK	40
S6C150HH	46
S6C200HH	46
S6C300HH	46
S6C400HH	46
S6C450HH	46
S6C500HH	46
S6C600HH	46
S6C700LK	46
S6C750LK	46
S6C800LK	46
S6C900LK	46
S6D150HH	46
S6D200HH	46
S6D300HH	46
S6D400HH	46
S6D450HH	46
S6D500HH	46
S6D600HH	46
S6D700LK	46
S6D750LK	46
S6D800LK	46
S6D900LK	46
S6E150HH	46
S6E200HH	46
S6E300HH	46
S6E400HH	46
S6E450HH	46
S6E500HH	46
S6E600HH	46
S6E700LK	46
S6E750LK	46
S6E800LK	46
S6E900LK	46
N3P150F	40
N3P200F	40
N3P300F	40
N3P400F	40
N3P450F	40
N3P500F	40
N3P600F	40
N3P700K	40
N3P750K	40
N3P700K	40
N3P900K	40
N6P150F	46
N6P200F	46
N6P300F	46
N6P400F	46
N6P450H	46
N6P500H	46
N6P600H	46
N6P700K	46
N6P750K	46
N6P800K	46
N6P900K	46

C2_11...

Ex.C2S11S3C150HH

Codice	Pag
S3C150HH	41
S3C200HH	41
S3C300HH	41
S3C400HH	41
S3C450HH	41
S3C500HH	41
S3C600HH	41
S3C700LK	41
S3C750LK	41
S3C800LK	41
S3C900LK	41
S3D150HH	41
S3D200HH	41
S3D300HH	41
S3D400HH	41
S3D450HH	41
S3D500HH	41
S3D600HH	41
S3D700LK	41
S3D750LK	41
S3D800LK	41
S3D900LK	41
S3E150HH	41
S3E200HH	41
S3E300HH	41
S3E400HH	41
S3E450HH	41
S3E500HH	41
S3E600HH	41
S3E700LK	41
S3E750LK	41
S3E800LK	41
S3E900LK	41
S6C150HH	48
S6C200HH	48
S6C300HH	48
S6C400HH	48
S6C450HH	48
S6C500HH	48
S6C600HH	48
S6C700LK	48
S6C750LK	48
S6C800LK	48
S6C900LK	48
S6D150HH	48
S6D200HH	48
S6D300HH	48
S6D400HH	48
S6D450HH	48
S6D500HH	48
S6D600HH	48
S6D700LK	48
S6D750LK	48
S6D800LK	48
S6D900LK	48
S6E150HH	48
S6E200HH	48
S6E300HH	48
S6E400HH	48
S6E450HH	48
S6E500HH	48
S6E600HH	48
S6E700LK	48
S6E750LK	48
S6E800LK	48
S6E900LK	48
N3P150F	41
N3P200F	41
N3P300F	41
N3P400F	41
N3P450F	41
N3P500F	41
N3P600F	41
N3P700K	41
N3P750K	41
N3P800K	41
N3P900K	41
N6P150F	48
N6P200F	48
N6P300F	48
N6P400F	48
N6P450H	48
N6P500H	48
N6P600H	48
N6P700K	48
N6P750K	48
N6P800K	48
N6P900K	48

C2_12...

Ex.C2S12S6C150HH

Codice	Pag
S6C150HH	49
S6C200HH	49
S6C300HH	49
S6C400HH	49
S6C450HH	49
S6C500HH	49
S6C600HH	49
S6C700LK	49
S6C750LK	49
S6C800LK	49
S6C900LK	49
S6D150HH	49
S6D200HH	49
S6D300HH	49
S6D400HH	49
S6D450HH	49
S6D500HH	49
S6D600HH	49
S6D700LK	49
S6D750LK	49
S6D800LK	49
S6D900LK	49
S6E150HH	49
S6E200HH	49
S6E300HH	49
S6E400HH	49
S6E450HH	49
S6E500HH	49
S6E600HH	49
S6E700LK	49
S6E750LK	49
S6E800LK	49
S6E900LK	49
N6P150F	49
N6P200F	49
N6P300F	49
N6P400F	49
N6P450H	49
N6P500H	49
N6P600H	49
N6P700K	49
N6P750K	49
N6P800K	49
N6P900K	49

C2_13...

Ex.C2S13S6C150HH

Codice	Pag
S6C150HH	47
S6C200HH	47
S6C300HH	47
S6C400HH	47
S6C450HH	47
S6C500HH	47
S6C600HH	47
S6C700LK	47
S6C750LK	47
S6C800LK	47
S6C900LK	47
S6D150HH	47
S6D200HH	47
S6D300HH	47
S6D400HH	47
S6D450HH	47
S6D500HH	47
S6D600HH	47
S6D700LK	47
S6D750LK	47
S6D800LK	47
S6D900LK	47
S6E150HH	47
S6E200HH	47
S6E300HH	47
S6E400HH	47
S6E450HH	47
S6E500HH	47
S6E600HH	47
S6E700LK	47
S6E750LK	47
S6E800LK	47
S6E900LK	47
N6P150F	47
N6P200F	47
N6P300F	47
N6P400F	47
N6P450H	47
N6P500H	47
N6P600H	47
N6P700K	47
N6P750K	47
N6P800K	47
N6P900K	47

C2_15...

Ex.C2S15S3C150HH

Codice	Pag
S3C150HH	42
S3C200HH	42
S3C300HH	42
S3C400HH	42
S3C450HH	42
S3C500HH	42
S3C600HH	42
S3C700LK	42
S3C750LK	42
S3C800LK	42
S3C900LK	42
S3D150HH	42
S3D200HH	42
S3D300HH	42
S3D400HH	42
S3D450HH	42
S3D500HH	42
S3D600HH	42
S3D700LK	42
S3D750LK	42
S3D800LK	42
S3D900LK	42
S3E150HH	50
S3E200HH	50
S3E300HH	50
S3E400HH	50
S3E450HH	50
S3E500HH	50
S3E600HH	50
S3E700LK	50
S3E750LK	50
S3E800LK	50
S3E900LK	50
S6C150HH	50
S6C200HH	50
S6C300HH	50
S6C400HH	50
S6C450HH	50
S6C500HH	50
S6C600HH	50
S6C700LK	50
S6C750LK	50
S6C800LK	50
S6C900LK	50
S6D150HH	50
S6D200HH	50
S6D300HH	50
S6D400HH	50
S6D450HH	50
S6D500HH	50
S6D600HH	50
S6D700LK	50
S6D750LK	50
S6D800LK	50
S6D900LK	50
S6E150HH	50
S6E200HH	50
S6E300HH	50
S6E400HH	50
S6E450HH	50
S6E500HH	50
S6E600HH	50
S6E700LK	50
S6E750LK	50
S6E800LK	50
S6E900LK	50
N3P150F	42
N3P200F	42
N3P300F	42
N3P400F	42
N3P450F	42
N3P500F	42
N3P600F	42
N3P700K	42
N3P750K	42
N3P800K	42
N3P900K	42
N6P150F	50
N6P200F	50
N6P300F	50
N6P400F	50
N6P450H	50
N6P500H	50
N6P600H	50
N6P700K	50
N6P750K	50
N6P800K	50
N6P900K	50

C2_16...

Ex.C2S16S3C150HH33

Codice	Pag
S3C150HH33	43
S3C200HH33	43
S3C300HH44	43
S3C300HHDD	43
S3C400HH55	43
S3C450HH66	43
S3C500HH66	43
S3C600LK77	43
S3C600LKGG	43
S3C700LK88	43
S3C750LK99	43
S3D150HH33	43
S3D200HH33	43
S3D300HH44	43
S3D300HHDD	43
S3D400HH55	43
S3D450HH66	43
S3D500HH66	43
S3D600LK77	43
S3D600LKGG	43
S3D700LK88	43
S3D750LK99	43
S3E150HH33	51
S3E200HH33	51
S3E300HH44	51
S3E300HHDD	51
S3E400HH55	51
S3E450HH66	51
S3E500HH66	51
S3E600LK77	51
S3E600LKGG	51
S3E700LK88	51
S3E750LK99	51
S6C150HH33	51
S6C200HH33	51
S6C300HH44	51

STANDARD											
	S	Zincato Sendzimir *Pre-galvanized Sendzimir*	I	Acciaio Inox AISI 304 *AISI 304 Stainless steel*	Y	Acciaio Inox AISI 316L *AISI 316L Stainless steel*	D	Dacromet/ Geomet *Dacromet/ Geomet*	R	Acciaio Ramato *Steel Copper*	S	Rame Stagnato *Copper tinned*
	Z	Zincato a caldo dopo lavorazione *Hot-dip galvanized after manufacture*	J	AISI 304 Decontaminato *AISI 304 Decontamined*	N	AISI 316L Decontaminato *AISI 316L Decontamined*	E	Zincato Elettrolitico *Electrolytic galvanized*	Q	Poliammide o ABS o Gomma *Polyamide or ABS or Rubber*		

Codice	Pag
S6C300HHDD	51
S6C400HH55	51
S6C450HH66	51
S6C500HH66	51
S6C600LK77	51
S6C600LKGG	51
S6C700LK88	51
S6C750LK99	51
S6D150HH33	51
S6D200HH33	51
S6D300HH44	51
S6D300HHDD	51
S6D400HH55	51
S6D450HH66	51
S6D500HH66	51
S6D600LK77	51
S6D600LKGG	51
S6D700LK88	51
S6D750LK99	51
S6E150HH33	51
S6E200HH33	51
S6E300HH44	51
S6E300HHDD	51
S6E400HH55	51
S6E450HH66	51
S6E500HH66	51
S6E600LK77	51
S6E600LKGG	51
S6E700LK88	51
S6E750LK99	51
N3P150F33	43
N3P200F33	43
N3P300F44	43
N3P300FDD	43
N3P400F55	43
N3P450F66	43
N3P500F66	43
N3P600K77	43
N3P600KGG	43
N3P700K88	43
N3P750K99	43
N6P150F33	51
N6P200F33	51
N6P300F44	51
N6P300HDD	51
N6P400H55	51
N6P450H66	51
N6P500H66	51
N6P600K77	51
N6P600KGG	51
N6P700K88	51
N6P750K99	51
C2_17...	
Ex.C2S17S3C150HH	
S3C150HH	44
S3C200HH	44
S3C300HH	44
S3C400HH	44
S3C450HH	44
S3C500HH	44
S3C600HH	44
S3C700LK	44
S3C750LK	44
S3C800LK	44
S3C900LK	44
S3D150HH	44
S3D200HH	44
S3D300HH	44
S3D400HH	44
S3D450HH	44
S3D500HH	44
S3D600HH	44
S3D700LK	44
S3D750LK	44
S3D800LK	44
S3D900LK	44
S3E150HH	44
S3E200HH	44
S3E300HH	44
S3E400HH	44
S3E450HH	44
S3E500HH	44
S3E600HH	44
S3E700LK	44
S3E750LK	44
S3E800LK	44
S3E900LK	44
S6C150HH	52
S6C200HH	52
S6C300HH	52
S6C400HH	52
S6C450HH	52
S6C500HH	52
S6C600HH	52
S6C700LK	52

Codice	Pag
S6C750LK	52
S6C800LK	52
S6C900LK	52
S6D150HH	52
S6D200HH	52
S6D300HH	52
S6D400HH	52
S6D450HH	52
S6D500HH	52
S6D600HH	52
S6D700LK	52
S6D750LK	52
S6D800LK	52
S6D900LK	52
S6E150HH	52
S6E200HH	52
S6E300HH	52
S6E400HH	52
S6E450HH	52
S6E500HH	52
S6E600HH	52
S6E700LK	52
S6E750LK	52
S6E800LK	52
S6E900LK	52
N3P150F	44
N3P200F	44
N3P300F	44
N3P400F	44
N3P450F	44
N3P500F	44
N3P600F	44
N3P700K	44
N3P750K	44
N3P800K	44
N3P900K	44
N6P150F	52
N6P200F	52
N6P300F	52
N6P400F	52
N6P450H	52
N6P500H	52
N6P600H	52
N6P700K	52
N6P750K	52
N6P800K	52
N6P900K	52
C2_20...	
Ex.C2S20SAC300HH	
SAC300HH	54
S2C300HH	54
S3C400HH	54
S3C450HH	54
S4C500HH	54
SDC600HH	54
S5C600HH	54
S6C700LJ	54
S6C750LK	54
S7C800LK	54
SGC900LK	54
SAD300HH	54
S2D300HH	54
S3D400HH	54
S3D450HH	54
S4D500HH	54
SDD600HH	54
S5D600HH	54
S6D700LK	54
S6D750LK	54
S7D800LK	54
SGD900LK	54
SAE300HH	54
S2E300HH	54
S3E400HH	54
S3E450HH	54
S4E500HH	54
SDE600HH	54
S5E600HH	54
S6E700LK	54
S6E750LK	54
S7E800LK	54
SGE900LK	54
NAP300F	54
N2P300F	54
N3P400F	54
N3P450H	54
N4P500H	54
NDP600H	54
N5P600H	54
N6P700K	54
N6P750K	54
N7P800K	54
NGP900K	54
C2_21...	

Codice	Pag
Ex.C2S21SAC300HH	
SAC300HH	55
S2C300HH	55
S3C400HH	55
S3C450HH	55
S4C500HH	55
SDC600HH	55
S5C600HH	55
S6C700LK	55
S6C750LK	55
S7C800LK	55
SGC900LK	55
SAD300HH	55
S2D300HH	55
S3D400HH	55
S3D450HH	55
S4D500HH	55
SDD600HH	55
S5D600HH	55
S6D700LK	55
S6D750LK	55
S7D800LK	55
SGD900LK	55
SAE300HH	55
S2E300HH	55
S3E400HH	55
S3E450HH	55
S4E500HH	55
SDE600HH	55
S5E600HH	55
S6E700LK	55
S6E750LK	55
S7E800LK	55
SGE900LK	55
NAP300F	55
N2P300F	55
N3P400F	55
N3P450H	55
N4P500H	55
NDP600H	55
N5P600H	55
N6P700K	55
N6P750K	55
N7P800K	55
NGP900K	55
C2_22...	
Ex.C2S22SAC300HH	
SAC300HH	56
S2C300HH	56
S3C400HH	56
S3C450HH	56
S4C500HH	56
SDC600HH	56
S5C600HH	56
S6C700LK	56
S6C750LK	56
S7C800LK	56
SGC900LK	56
SAD300HH	56
S2D300HH	56
S3D400HH	56
S3D450HH	56
S4D500HH	56
SDD600HH	56
S5D600HH	56
S6D700LK	56
S6D750LK	56
S7D800LK	56
SGD900LK	56
SAE300HH	56
S2E300HH	56
S3E400HH	56
S3E450HH	56
S4E500HH	56
SDE600HH	56
S5E600HH	56
S6E700LK	56
S6E750LK	56
S7E800LK	56
SGE900LK	56
NAP300F	56
N2P300F	56
N3P400F	56
N3P450H	56
N4P500H	56
NDP600H	56
N5P600H	56
N6P700K	56
N6P750K	56
N7P800K	56
NGP900K	56
C2_24...	
Ex.C2S24AXC150K	
AXC150K	65

Codice	Pag
AXC200K	65
AXC300K	65
AXC400K	65
AXC450M	65
AXC500M	65
AXC600M	65
AXC700M	65
AXC750M	65
AXC800M	65
AXC900M	65
AXD150K	65
AXD200K	65
AXD300K	65
AXD400K	65
AXD450M	65
AXD500M	65
AXD600M	65
AXD700M	65
AXD750M	65
AXD800M	65
AXD900M	65
AXE150K	65
AXE200K	65
AXE300K	65
AXE400K	65
AXE450M	65
AXE500M	65
AXE600M	65
AXE700M	65
AXE750M	65
AXE800M	65
AXE900M	65
C2_37...	
Ex.C2S37S1C150KH	
S1C150KH	57
S1C200KH	57
S1C300KH	57
S1C400KH	57
S1C450KH	57
S1C500KH	57
S1C600KH	57
S1C700LK	57
S1C750LK	57
S1C800LK	57
S1C900LK	57
S1D150KH	57
S1D200KH	57
S1D300KH	57
S1D400KH	57
S1D450KH	57
S1D500KH	57
S1D600KH	57
S1D700LK	57
S1D750LK	57
S1D800LK	57
S1D900LK	57
S1E150KH	57
S1E200KH	57
S1E300KH	57
S1E400KH	57
S1E450KH	57
S1E500KH	57
S1E600KH	57
S1E700LK	57
S1E750LK	57
S1E800LK	57
S1E900LK	57
N8P150F	59
B8P200F	59
N8P300F	59
N8P400F	59
N8P450H	59
N8P500H	59
N8P600H	59
N8P700K	59
N8P750K	59
N8P800K	59
N8P900K	59
C2_50...	
Ex.C2S50G3B025D	
G3B025D	38
G3B025F	38
G3C025D	38
G3C025F	38
G3D025D	38
G3D025F	38
C2_52...	
Ex.C2S52D3B025D	
D3B025D	38
D3B025F	38
D3C025D	38
D3C025F	38
D3D025D	38

Codice	Pag
D3D025F	38
C2_60...	
Ex.C2S60I6C008K	
I6C008K	60
I6C008M	60
I5C008P	60
I6D008K	60
I6D008M	60
I5D008P	60
I6E008K	60
I5E008M	60
I5E008P	60
C2_63...	
Ex.C2S63IAC008K	
IAC008K	57
IAC008M	57
IAD008K	57
IAD008M	57
IAD008K	57
IAE008M	57
C2_64...	
Ex.C2S64I5C008K	
I5C008K	60
I5C008M	60
I5C008P	60
I5D008K	60
I5D008M	60
I5D008P	60
I5E008K	60
I5E008M	60
I5E008P	60
C2_65...	
Ex.C2S65I6C008K	
I6C008K	60
I6C008M	60
I6D008K	60
I6D008M	60
I6E008K	60
I6E008M	60
IEC008K	61
IEC008M	61
IED008K	61
IED008M	61
IEE008K	61
IEE008M	61
C2_66...	
Ex.C2S66SXD000P	
SXD000P	61
SXE000P	61
C2_67...	
Ex.C2S67ADB050Q	
ADB050Q	62
C2_98...	
Ex.C2S98AZC150KK	
AZC150KK	63
AZC200K	63
AZC300K	63
AZC400K	63
AZC450K	63
AZC500K	63
AZC600K	63
BZC700M	63
BZC750M	63
BZC800M	63
BZC900M	63
AZD150K	63
AZD200K	63
AZD300K	63
AZD400K	63
AZD450K	63
AZD500K	63
AZD600K	63
BZD700M	63
BZD750M	63
BZD800M	63
BZD900M	63
AZE150K	63
AZE200K	63
AZE300K	63
AZE400K	63
AZE450K	63
AZE500K	63
AZE600K	63
BZE700M	63
BZE750M	63
BZE800M	63
BZE900M	63

Codice	Pag
ACCESSORI VARI / VARIOUS ACCESSORIES	
A3_62...	
Ex.A3S62X1X015M	
X1X015M	63
B2_74...	
Ex.B2S74X2X200K	
X2X200K	65
X2X300K	65
X2X400K	65
X2X500K	65
X2X600K	65
X2X700M	65
X2X800M	65
X2X900M	65
B2_84...	
Ex.B2S84XXX040M	
XXX040M	64
XXX050M	64
B2_85...	
Ex.B2I85JXG090Q1J02	
JXG090Q1J02	64
JXG090Q1D02	64
JXG090Q1N02	64
C2_90...	
Ex.C2S90SXE050M	
SXE050M	61
C2_93...	
Ex.C2S93S2X050ME02	
S2X050M_02	62
S2X100M_02	62
S2X125M_02	62
C2_98...	
Ex.C2S98S5X075M	
S5X075M	62
S5X100M	62
S5X125M	62
HP 2.26	
C2_01...	
Ex.C2J01H6E150LK20	
H6E150LK20	74
H6E150MK20	74
H6E200LK20	74
H6E200MK20	74
H6E300LK20	74
H6E300MK20	74
H6E400LK20	74
H6E400MK20	74
H6E450MK20	74
H6E500MK20	74
H6E600MK20	74
H6E700ML20	74
H6E750ML20	74
H6E800ML20	74
H6E900ML20	74
H6F150LK20	74
H6F150MK20	74
H6F200LK20	74
H6F200MK20	74
H6F300LK20	74
H6F300MK20	74
H6F400LK20	74
H6F400MK20	74
H6F450MK20	74
H6F500MK20	74
H6F600MK20	74
H6F700NM20	74
H6F750NM20	74
H6F800NM20	74
H6F900NM20	74
H6M150MK24	74
H6N200LK20	74
H6N200MK20	74
H6N200LK24	74
H6N300LK20	74
H6N300MK20	74
H6N300MK24	74
H6N400LK20	74
H6N400MK20	74
H6N400MK24	74
H6N450MK20	74
H6N450MK24	74
H6N500MK20	74
H6N500MK24	74

STANDARD											
	S	Zincato Sendzimir *Pre-galvanized Sendzimir*	I	Acciaio Inox AISI 304 *AISI 304 Stainless steel*	Y	Acciaio Inox AISI 316L *AISI 316L Stainless steel*	D	Dacromet/ Geomet *Dacromet/ Geomet*	R	Acciaio Ramato *Steel Copper*	S	Rame Stagnato *Copper tinned*
	Z	Zincato a caldo dopo lavorazione *Hot-dip galvanized after manufacture*	J	AISI 304 Decontaminato *AISI 304 Decontamined*	N	AISI 316L Decontaminato *AISI 316L Decontamined*	E	Zincato Elettrolitico *Electrolytic galvanized*	Q	Poliammide o ABS o Gomma *Polyamide or ABS or Rubber*		

INDEX FEMI-CZ 2

Codice	Pag
H6N600MK20	74
H6N600MK24	74
H6N700NM20	74
H6N700NM24	74
H6N750NM20	74
H6N750NM24	74
H6N800NM24	74
H6N800NN20	74
H6N900NM24	74
H6N900NN20	74
C2_05...	
Ex.C2S05N3P150F	
N3P150F	75
N3P200F	75
N3P300F	75
N3P400F	75
N3P450H	75
N3P500H	75
N3P600H	75
N2P700K	75
N2P750K	75
N2P800K	75
N2P900K	75
G3P150B	75
G3P150D	75
G3P200B	75
G3P200D	75
G3P300B	75
G3P300D	75
G3P400B	75
G3P400D	75
G3P450D	75
G3P450F	75
G3P500D	75
G3P500F	75
G3P600D	75
G3P600F	75
C2_06...	
Ex.C2S06N3P150F	
N3P150F	76
N3P200F	76
N3P300F	76
N3P400F	76
N3P450H	76
N3P500H	76
N3P600H	76
N2P700K	76
N2P750K	76
N2P800K	76
N2P900K	76
C2_07...	
Ex.C2S07N3P150F	
N3P150F	76
N3P200F	76
N3P300F	76
N3P400F	76
N3P450H	76
N3P500H	76
N3P600H	76
N2P700K	76
N2P750K	76
N2P800K	76
N2P900K	76
C2_09...	
Ex.C2S09X3X150F	
X3X150F	78
X3X200F	78
X3X300F	78
X3X400F	78
X3X450F	78
X3X500F	78
X3X600F	78
X3X700K	78
X3X750K	78
X3X800K	78
X3X900K	78
C2_10...	
Ex.C2J10H6E150MK	
H6E150MK	79
H6E200MK	79
H6E300MK	79
H6E400MK	79
H6E450MK	79
H6E500MK	79
H6E600MK	79
H6E700MK	79
H6E750MK	79
H6E800MK	79
H6E900MK	79
H6F150MK	79
H6F200MK	79
H6F300MK	79
H6F400MK	79
H6F450MK	79
H6F500MK	79
H6F600MK	79
H6F700NM	79
H6F750NM	79
H6F800NM	79
H6N200MK	79
H6N300MK	79
H6N400MK	79
H6N450MK	79
H6N500MK	79
H6N600MK	79
H6N700NM	79
H6N750NM	79
H6N800NM	79
H6N900NM	79
N6P150F	79
N6P200F	79
N6P300F	79
N6P400F	79
N6P450H	79
N6P500H	79
N6P600H	79
N6P700K	79
N6P750K	79
N6P800K	79
N6P900K	79
C2_11...	
Ex.C2J11H6E150MK	
H6E150MK	81
H6E200MK	81
H6E300MK	81
H6E400MK	81
H6E450MK	81
H6E500MK	81
H6E600MK	81
H6E700MK	81
H6E750MK	81
H6E800MK	81
H6E900MK	81
H6F150MK	81
H6F200MK	81
H6F300MK	81
H6F400MK	81
H6F450MK	81
H6F500MK	81
H6F600MK	81
H6F700NM	81
H6F750NM	81
H6F800NM	81
H6F900NM	81
H6N200MK	81
H6N300MK	81
H6N400MK	81
H6N450MK	81
H6N500MK	81
H6N600MK	81
H6N700NM	81
H6N750NM	81
H6N800NM	81
H6N900NM	81
N6P150F	81
N6P200F	81
N6P300F	81
N6P400F	81
N6P450H	81
N6P500H	81
N6P600H	81
N6P700K	81
N6P750K	81
N6P800K	81
N6P900K	81
C2_12...	
Ex.C2J12H6E150MK	
H6E150MK	82
H6E200MK	82
H6E300MK	82
H6E400MK	82
H6E450MK	82
H6E500MK	82
H6E600MK	82
H6E700MK	82
H6E750MK	82
H6E800MK	82
H6E900MK	82
H6F150MK	82
H6F200MK	82
H6F300MK	82
H6F400MK	82
H6F450MK	82
H6F500MK	82
H6F600MK	82
H6F700NM	82
H6F750NM	82
H6F800NM	82
H6F900NM	82
H6N200MK	82
H6N300MK	82
H6N400MK	82
H6N450MK	82
H6N500MK	82
H6N600MK	82
H6N700NM	82
H6N750NM	82
H6N800NM	82
H6N900NM	82
N6P150F	82
N6P200F	82
N6P300F	82
N6P400F	82
N6P450H	82
N6P500H	82
N6P600H	82
N6P700K	82
N6P750K	82
N6P800K	82
N6P900K	82
C2_13...	
Ex.C2J13H6E150MK	
H6E150MK	80
H6E200MK	80
H6E300MK	80
H6E400MK	80
H6E450MK	80
H6E500MK	80
H6E600MK	80
H6E700MK	80
H6E750MK	80
H6E800MK	80
H6E900MK	80
H6F150MK	80
H6F200MK	80
H6F300MK	80
H6F400MK	80
H6F450MK	80
H6F500MK	80
H6F600MK	80
H6F700NM	80
H6F750NM	80
H6F800NM	80
H6F900NM	80
H6N200MK	80
H6N300MK	80
H6N400MK	80
H6N450MK	80
H6N500MK	80
H6N600MK	80
H6N700NM	80
H6N750NM	80
H6N800NM	80
H6N900NM	80
N6P150F	80
N6P200F	80
N6P300F	80
N6P400F	80
N6P450H	80
N6P500H	80
N6P600H	80
N6P700K	80
N6P750K	80
N6P800K	80
N6P900K	80
C2_15...	
Ex.C2J15H6E150MK	
H6E150MK	83
H6E200MK	83
H6E300MK	83
H6E400MK	83
H6E450MK	83
H6E500MK	83
H6E600MK	83
H6E700MK	83
H6E750MK	83
H6E800MK	83
H6E900MK	83
H6F150MK	83
H6F200MK	83
H6F300MK	83
H6F400MK	83
H6F450MK	83
H6F500MK	83
H6F600MK	83
H6F700NM	83
H6F750NM	83
H6F800NM	83
H6F900NM	83
H6N200MK	83
H6N300MK	83
H6N400MK	83
H6N450MK	83
H6N500MK	83
H6N600MK	83
H6N700NM	83
H6N750NM	83
H6N800NM	83
H6N900NM	83
N6P150F	83
N6P200F	83
N6P300F	83
N6P400F	83
N6P450H	83
N6P500H	83
N6P600H	83
N6P700K	83
N6P750K	83
N6P800K	83
N6P900K	83
C2_16...	
Ex.C2J16H6E150MK33	
H6E150MK33	84
H6E200MK33	84
H6E300MK44	84
H6E300MKDD	84
H6E400MK55	84
H6E450MK66	84
H6E500MK66	84
H6E600MK77	84
H6E600MKGG	84
H6E700MK88	84
H6E750MK99	84
H6F150MK33	84
H6F200MK33	84
H6F300MK44	84
H6F300MKDD	84
H6F400MK55	84
H6F450MK66	84
H6F500MK66	84
H6F600NM77	84
H6F600NMGG	84
H6F700NM88	84
H6F750NM99	84
H6N200MK33	84
H6N300MK44	84
H6N300MKDD	84
H6N400MK55	84
H6N450MK66	84
H6N500MK66	84
H6N600NM77	84
H6N600NMGG	84
H6N700NM88	84
H6N750NM99	84
N6P150F33	84
N6P200F33	84
N6P300H44	84
N6P300HDD	84
N6P400H55	84
N6P450H66	84
N6P500H66	84
N6P600K77	84
N6P600KGG	84
N6P700K88	84
N6P750K99	84
C2_17...	
Ex.C2J17H6E150MK	
H6E150MK	85
H6E200MK	85
H6E300MK	85
H6E400MK	85
H6E450MK	85
H6E500MK	85
H6E600MK	85
H6E700MK	85
H6E750MK	85
H6E800MK	85
H6E900MK	85
H6F150MK	85
H6F200MK	85
H6F300MK	85
H6F400MK	85
H6F450MK	85
H6F500MK	85
H6F600MK	85
H6F700NM	85
H6F750NM	85
H6F800NM	85
H6F900NM	85
H6N200MK	85
H6N300MK	85
H6N400MK	85
H6N450MK	85
H6N500MK	85
H6N600MK	85
H6N700NM	85
H6N750NM	85
H6N800NM	85
H6N900NM	85
N6P150F	85
N6P200F	85
N6P300F	85
N6P400F	85
N6P450H	85
N6P500H	85
N6P600H	85
N6P700K	85
N6P750K	85
N6P800K	85
N6P900K	85
C2_20...	
Ex.C2J20HAE300MK	
HAE300MK	86
H2E300MK	86
H3E400MK	86
H3E450MK	86
H4E500MK	86
HDE600MK	86
H5E600MK	86
H6E700MK	86
H6E750MK	86
H7E800MK	86
HGE900MK	86
HAF300MK	86
H2F300MK	86
H3F400MK	86
H3F450MK	86
H4F500MK	86
HDF600MK	86
H5F600MK	86
H6F700NM	86
H6F750NM	86
H7F800NM	86
HGF900NM	86
H2N300MK	86
H3N400MK	86
H3N450MK	86
H4N500MK	86
HDN600MK	86
H5N600MK	86
H6N700NM	86
H6N750NM	86
H7N800NM	86
HGN900NM	86
NAP300F	86
N2P300F	86
N3P400H	86
N3P450H	86
N4P500H	86
NDP600H	86
N5P600H	86
N6P700K	86
N6P750K	86
N7P800K	86
NGP900K	86
C2_21...	
Ex.C2J21HAE300MK	
HAE300MK	87
H2E300MK	87
H3E400MK	87
H3E450MK	87
H4E500MK	87
HDE600MK	87
H5E600MK	87
H6E700MK	87
H6E750MK	87
H7E800MK	87
HGE900MK	87
HAF300MK	87
H2F300MK	87
H3F400MK	87
H3F450MK	87
H4F500MK	87
HDF600MK	87
H5F600MK	87
H6F700NM	87
H6F750NM	87
H7F800NM	87
HGF900NM	87
H2N300MK	87
H3N400MK	87
H3N450MK	87
H4N500MK	87
HDN600MK	87
H5N600MK	87
H6N700NM	87
H6N750NM	87
H7N800NM	87
HGN900NM	87
NAP300F	87
N2P300F	87
N3P400H	87
N3P450H	87
N4P500H	87
NDP600H	87
N5P600H	87
N6P700K	87
N6P750K	87
N7P800K	87
NGP900K	87
C2_22...	
Ex.C2J22HAE300MK	
HAE300MK	88
H2E300MK	88
H3E400MK	88
H3E450MK	88
H4E500MK	88
HDE600MK	88
H5E600MK	88
H6E700MK	88
H6E750MK	88
H7E800MK	88
HGE900MK	88
HAF300MK	88
H2F300MK	88
H3F400MK	88
H3F450MK	88
H4F500MK	88
HDF600MK	88
H5F600MK	88
H6F700NM	88
H6F750NM	88
H7F800NM	88
HGF900NM	88
H2N300MK	88
H3N400MK	88
H3N450MK	88
H4N500MK	88
HDN600MK	88
H5N600MK	88
H6N700NM	88
H6N759NM	88
H7N800NM	88
HGN900NM	88
NAP300F	88
N2P300F	88
N3P400H	88
N3P450H	88
N4P500H	88
NDP600H	88
N5P600H	88
N6P700K	88
N6P750K	88
N7P800K	88
NGP900K	88
C2_24...	
Ex.C2S24AXE150M	
AXE150M	98
AXE200M	98
AXE300M	98
AXE400M	98
AXE450P	98
AXE500P	98
AXE600P	98
AXE700P	98
AXE750P	98
AXE800P	98
AXE900P	98
AXF150M	98
AXF200M	98
AXF300M	98
AXF400M	98
AXF450P	98
AXF500P	98
AXF600P	98
AXF700P	98
AXF750P	98
AXF800P	98
AXF900P	98
AXN200M	98
AXN300M	98
AXN400M	98
AXN450P	98
AXN500P	98
AXN600P	98
AXN700P	98
AXN750P	98
AXN800P	98
AXN900P	98

STANDARD													
	S	Zincato Sendzimir *Pre-galvanized Sendzimir*	I	Acciaio Inox AISI 304 *AISI 304 Stainless steel*	Y	Acciaio Inox AISI 316L *AISI 316L Stainless steel*	D	Dacromet/ Geomet *Dacromet/ Geomet*	R	Acciaio Ramato *Steel Copper*	S	Rame Stagnato *Copper tinned*
	Z	Zincato a caldo dopo lavorazione *Hot-dip galvanized after manufacture*	J	AISI 304 Decontaminato *AISI 304 Decontamined*	N	AISI 316L Decontaminato *AISI 316L Decontamined*	E	Zincato Elettrolitico *Electrolytic galvanized*	Q	Poliammide o ABS o Gomma *Polyamide or ABS or Rubber*		

Codice	Pag
C2_37...	
Ex.C2J37H1E150MK	
H1E150MK	90
H1E200MK	90
H1E300MK	90
H1E400MK	90
H1E450MK	90
H1E500MK	90
H1E600MK	90
H1E700MK	90
H1E750MK	90
H1E800MK	90
H1E900MK	90
H1F150MK	90
H1F200MK	90
H1F300MK	90
H1F400MK	90
H1F450MK	90
H1F500MK	90
H1F600MK	90
H1F700NM	90
H1F750NM	90
H1F800NM	90
H1F900NM	90
H1N200MK	90
H1N300MK	90
H1N400MK	90
H1N450MK	90
H1N500MK	90
H1N600MK	90
H1N700NM	90
H1N750NM	90
H1N800NM	90
H1N900NM	90
N8P150F	92
N8P200F	92
N8P300F	92
N8P400F	92
N8P450H	92
N8P500H	92
N8P600H	92
N8P700K	92
N8P750K	92
N8P800K	92
N8P900K	92
C2_50...	
Ex.C2S50B3D025D	
B3D025D	77
B3D025F	77
B3E025F	77
B3E025H	77
B3M025H	77
B3M025K	77
C2_52...	
Ex.C2S52D3D025D	
D3D025D	77
D3D025F	77
D3E025D	77
D3E025F	77
D3M025F	77
D3M025H	77
C2_60...	
Ex.C2S60I5E008M	
I5E008M	93
I5E008P	93
I5F008P	93
I5F008Q	93
I5N008P	93
I5N008Q	93
C2_63...	
Ex.C2S63IAE008M	
IAE008M	90
IAE008P	90
IAF008P	90
IAF008Q	90
IAN008P	90
IAN008Q	90
C2_64...	
Ex.C2S64I5E008M	
I5E008M	93
I5E008P	93
I5F008P	93
I5F008Q	93
I5N008P	93
I5N008Q	93
C2_65...	
Ex.C2S65I5E008M	
I5E008M	93
I5E008P	93

Codice	Pag
I5F008P	93
I5F008Q	93
I5N008P	93
I5N008Q	93
IEC008K	94
IEC008M	94
IED008K	94
IED008M	94
IEE008K	94
IEE008M	94
C2_66...	
Ex.C2S66SXJ008P	
SXJ008P	94
SXW008Q	94
SXV008Q	94
C2_67...	
Ex.C2S67ADB050Q	
ADB050Q	95
C2_98...	
Ex.C2S98AZE150K	
AZE150K	96
AZE200K	96
AZE300K	96
AZE400K	96
AZE450K	96
AZE500K	96
AZE600K	96
BZE700M	96
BZE750M	96
BZE800M	96
BZE900M	96
AZF150K	96
AZF200K	96
AZF300K	96
AZF400K	96
AZF450K	96
AZF500K	96
AZF600K	96
BZF700M	96
BZF750M	96
BZF800M	96
BZF900M	96
AZN200K	96
AZN300K	96
AZN400K	96
AZN450K	96
AZN500K	96
AZN600K	96
BZN700M	96
BZN750M	96
BZN800M	96
BZN900M	96
ACCESSORI VARI / VARIOUS ACCESSORIES	
A3_62...	
Ex.A3S62X1X015M	
X1X015M	96
B2_74...	
Ex.B2S74X2X200K	
X2X200K	98
X2X300K	98
X2X400K	98
X2X500K	98
X2X600K	98
X2X700M	98
B2_84...	
Ex.B2I84XXX040M	
XXX040M	97
XXX050M	97
B2_85...	
Ex.B2I85JXG090Q1J02	
JXG090Q1J02	97
JXG090Q1D02	97
JXG090Q1N02	97
C2_90...	
Ex.C2S90SXE050M	
SXE050M	94
C2_93...	
Ex.C2S93S2X050ME02	
S2X050M_02	95
S2X100M_02	95
S2X125M_02	95
C2_98...	
Ex.C2S98H5X125M	
H5X125M	95

Codice	Pag
H5X150M	95
H5X200M	95
Cz 2	
A2_02...	
Ex.A2S02B3C100HH10	
B3C100HH10	107
B3C200HH10	107
B3C300HH10	107
B3C400KK10	107
B3C500KK10	107
B3C600KK10	107
B3C700MM10	107
B3C800MM10	107
B3C900MM10	107
B3D100HH10	107
B3D200HH10	107
B3D300HH10	107
B3D400KK10	107
B3D500KK10	107
B3D600KK10	107
B3D700MM10	107
B3D800MM10	107
B3D900MM10	107
B3J100HH10	107
B3J200HH10	107
B3J300HH10	107
B3J400KK10	107
B3J500KK10	107
B3J600KK10	107
B3J700MM10	107
B3J800MM10	107
B3J900MM10	107
A2_10...	
Ex.A2S10B3C100KK	
B3C100KK	156
B3C200KK	156
B3C300KK	156
B3C400KK	156
B3C500KK	156
B3C600KK	156
B3C700MM	156
B3C800MM	156
B3C900MM	156
B3D100KK	156
B3D200KK	156
B3D300KK	156
B3D400KK	156
B3D500KK	156
B3D600KK	156
B3D700MM	156
B3D800MM	156
B3D900MM	156
B3J100KK	156
B3J200KK	156
B3J300KK	156
B3J400KK	156
B3J500KK	156
B3J600KK	156
B3J700MM	156
B3J800MM	156
B3J900MM	156
B5C100KK	176
B5C200KK	176
B5C300KK	176
B5C400KK	176
B5C500KK	176
B5C600KK	176
B5C700MM	176
B5C800MM	176
B5C900MM	176
B5D100KK	176
B5D200KK	176
B5D300KK	176
B5D400KK	176
B5D500KK	176
B5D600KK	176
B5D700MM	176
B5D800MM	176
B5D900MM	176
B5J100KK	176
B5J200KK	176
B5J300KK	176
B5J400KK	176
B5J500KK	176
B5J600KK	176
B5J700MM	176
B5J800MM	176
B5J900MM	176
N3R100F	156
N3R200F	156
N3R300F	156

Codice	Pag
N3R400F	156
N3R500F	156
N3R600F	156
N3R700F	156
N3R800F	156
N3R900F	156
N5R100F	176
N5R200F	176
N5R300F	176
N5R400F	176
N5R500F	176
N5R600F	176
N5R700K	176
N5R800K	176
N5R900K	176
A2_11...	
Ex.A2S11B3C100KK	
B3C100KK	158
B3C200KK	158
B3C300KK	158
B3C400KK	158
B3C500KK	158
B3C600KK	158
B3C700MM	158
B3C800MM	158
B3C900MM	158
B3D100KK	158
B3D200KK	158
B3D300KK	158
B3D400KK	158
B3D500KK	158
B3D600KK	158
B3D700MM	158
B3D800MM	158
B3D900MM	158
B3J100KK	158
B3J200KK	158
B3J300KK	158
B3J400KK	158
B3J500KK	158
B3J600KK	158
B3J700MM	158
B3J800MM	158
B3J900MM	158
B5C100KK	178
B5C200KK	178
B5C300KK	178
B5C400KK	178
B5C500KK	178
B5C600KK	178
B5C700MM	178
B5C800MM	178
B5C900MM	178
B5D100KK	178
B5D200KK	178
B5D300KK	178
B5D400KK	178
B5D500KK	178
F5D600KK	178
F5D700MM	178
F5D800MM	178
F5D900MM	178
B5J100KK	178
B5J200KK	178
B5J300KK	178
B5J400KK	178
B5J500KK	178
B5J600KK	178
B5J700MM	178
B5J800MM	178
B5J900MM	178
N3R100F	158
N3R200F	158
N3R300F	158
N3R400F	158
N3R500F	158
N3R600F	158
N3R700F	158
N3R800F	158
N3R900F	158
N5R100F	178
N5R200F	178
N5R300F	178
N5R400F	178
N5R500F	178
N5R600F	178
N5R700K	178
N5R800K	178
N5R900K	178
A2_12...	
Ex.A2S12B3C100KK	
B3C100KK	159
B3C200KK	159
B3C300KK	159

Codice	Pag
B3C400KK	159
B3C500KK	159
B3C600KK	159
B3C700MM	159
B3C800MM	159
B3C900MM	159
B3D100KK	159
B3D200KK	159
B3D300KK	159
B3D400KK	159
B3D500KK	159
B3D600KK	159
B3D700MM	159
B3D800MM	159
B3D900MM	159
B3J100KK	159
B3J200KK	159
B3J300KK	159
B3J400KK	159
B3J500KK	159
B3J600KK	159
B3J700MM	159
B3J800MM	159
B3J900MM	159
B5C100KK	179
B5C200KK	179
B5C300KK	179
B5C400KK	179
B5C500KK	179
B5C600KK	179
B5C700MM	179
B5C800MM	179
B5C900MM	179
B5D100KK	179
B5D200KK	179
B5D300KK	179
B5D400KK	179
B5D500KK	179
F5D600KK	179
F5D700MM	179
F5D800MM	179
F5D900MM	179
B5J100KK	179
B5J200KK	179
B5J300KK	179
B5J400KK	179
B5J500KK	179
B5J600KK	179
B5J700MM	179
B5J800MM	179
B5J900MM	179
N3R100F	159
N3R200F	159
N3R300F	159
N3R400F	159
N3R500F	159
N3R600F	159
N3R700F	159
N3R800F	159
N3R900F	159
N5R100F	179
N5R200F	179
N5R300F	179
N5R400F	179
N5R500F	179
N5R600F	179
N5R700K	179
N5R800K	179
N5R900K	179
A2_13...	
Ex.A2S13B3C100KK	
B3C100KK	157
B3C200KK	157
B3C300KK	157
B3C400KK	157
B3C500KK	157
B3C600KK	157
B3C700MM	157
B3C800MM	157
B3C900MM	157
B3D100KK	157
B3D200KK	157
B3D300KK	157
B3D400KK	157
B3D500KK	157
B3D600KK	157
B3D700MM	157
B3D800MM	157
B3D900MM	157
B3J100KK	157
B3J200KK	157
B3J300KK	157
B3J400KK	157
B3J500KK	157
B3J600KK	157

Codice	Pag
B3J700MM	157
B3J800MM	157
B3J900MM	157
B5C100KK	177
B5C200KK	177
B5C300KK	177
B5C400KK	177
B5C500KK	177
B5C600KK	177
B5C700MM	177
B5C800MM	177
B5C900MM	177
B5D100KK	177
B5D200KK	177
B5D300KK	177
B5D400KK	177
B5D500KK	177
F5D600KK	177
F5D700MM	177
F5D800MM	177
F5D900MM	177
B5J100KK	177
B5J200KK	177
B5J300KK	177
B5J400KK	177
B5J500KK	177
B5J600KK	177
B5J700MM	177
B5J800MM	177
B5J900MM	177
N3R100F	157
N3R200F	157
N3R300F	157
N3R400F	157
N3R500F	157
N3R600F	157
N3R700F	157
N3R800F	157
N3R900F	157
N5R100F	177
N5R200F	177
N5R300F	177
N5R400F	177
N5R500F	177
N5R600F	177
N5R700K	177
N5R800K	177
N5R900K	177
A2_15...	
Ex.A2S15B3C100KK	
B3C100KK	160
B3C200KK	160
B3C300KK	160
B3C400KK	160
B3C500KK	160
B3C600KK	160
B3C700MM	160
B3C800MM	160
B3C900MM	160
B3D100KK	160
B3D200KK	160
B3D300KK	160
B3D400KK	160
B3D500KK	160
B3D600KK	160
B3D700MM	160
B3D800MM	160
B3D900MM	160
B3J100KK	160
B3J200KK	160
B3J300KK	160
B3J400KK	160
B3J500KK	160
B3J600KK	160
B3J700MM	160
B3J800MM	160
B3J900MM	160
B5C100KK	180
B5C200KK	180
B5C300KK	180
B5C400KK	180
B5C500KK	180
B5C600KK	180
B5C700MM	180
B5C800MM	180
B5C900MM	180
B5D100KK	180
B5D200KK	180
B5D300KK	180
B5D400KK	180
B5D500KK	180
F5D600KK	180
F5D700MM	180
F5D800MM	180
F5D900MM	180

STANDARD													
	S	Zincato Sendzimir *Pre-galvanized Sendzimir*	I	Acciaio Inox AISI 304 *AISI 304 Stainless steel*	Y	Acciaio Inox AISI 316L *AISI 316L Stainless steel*	D	Dacromet/ Geomet *Dacromet/ Geomet*	R	Acciaio Ramato *Steel Copper*	S	Rame Stagnato *Copper tinned*
	Z	Zincato a caldo dopo lavorazione *Hot-dip galvanized after manufacture*	J	AISI 304 Decontaminato *AISI 304 Decontamined*	N	AISI 316L Decontaminato *AISI 316L Decontamined*	E	Zincato Elettrolitico *Electrolytic galvanized*	Q	Poliammide o ABS o Gomma *Polyamide or ABS or Rubber*		

INDEX FEMI-CZ 2

Codice	Pag
B5J100KK	180
B5J200KK	180
B5J300KK	180
B5J400KK	180
B5J500KK	180
B5J600KK	180
B5J700MM	180
B5J800MM	180
B5J900MM	180
N3R100F	160
N3R200F	160
N3R300F	160
N3R400F	160
N3R500F	160
N3R600F	160
N3R700F	160
N3R800F	160
N3R900F	160
N5R100F	180
N5R200F	180
N5R300F	180
N5R400F	180
N5R500F	180
N5R600F	180
N5R700K	180
N5R800K	180
N5R900K	180
A2_16...	
Ex.A2S16B3C100KK22	
B3C100KK22	161
B3C200KK33	161
B3C300KK44	161
B3C400KK55	161
B3C500KK66	161
B3C600MM77	161
B3C700MM88	161
B3C800MM99	161
B3D100KK22	161
B3D200KK33	161
B3D300KK44	161
B3D400KK55	161
B3D500KK66	161
B3D600MM77	161
B3D700MM88	161
B3D800MM99	161
B3J100KK22	161
B3J200KK33	161
B3J300KK44	161
B3J400KK55	161
B3J500KK66	161
B3J600MM77	161
B3J700MM88	161
B3J800MM99	161
B5C100KK22	181
B5C200KK33	181
B5C300KK44	181
B5C400KK55	181
B5C500KK66	181
B5C600MM77	181
B5C700MM88	181
B5C800MM99	181
B5D100KK22	181
B5D200KK33	181
B5D300KK44	181
B5D400KK55	181
B5D500KK66	181
B5D600MM77	181
B5D700MM88	181
B5D800MM99	181
B5J100KK22	181
B5J200KK33	181
B5J300KK44	181
B5J400KK55	181
B5J500KK66	181
B5J600MM77	181
B5J700MM88	181
B5J800MM99	181
N3R100F22	161
N3R200F33	161
N3R300F44	161
N3R400F55	161
N3R500F66	161
N3R500F66	161
N3R600F77	161
N3R700F88	161
N3R800F99	161
N3R100F22	181
N3R200F33	181
N3R300F44	181
N3R400F55	181
N3R500F66	181
N3R500F66	181
N3R600K77	181
N3R700K88	181
N3R800K99	181

Codice	Pag
A2_17...	
Ex.A2S17B3C100KK	
B3C100KK	162
B3C200KK	162
B3C300KK	162
B3C400KK	162
B3C500KK	162
B3C600KK	162
B3C700MM	162
B3C800MM	162
B3C900MM	162
B3D100KK	162
B3D200KK	162
B3D300KK	162
B3D400KK	162
B3D500KK	162
B3D600KK	162
B3D700MM	162
B3D800MM	162
B3D900MM	162
B3J100KK	162
B3J200KK	162
B3J300KK	162
B3J400KK	162
B3J500KK	162
B3J600KK	162
B3J700MM	162
B3J800MM	162
B3J900MM	162
B5C100KK	182
B5C200KK	182
B5C300KK	182
B5C400KK	182
B5C500KK	182
B5C600KK	182
B5C700MM	182
B5C800MM	182
B5C900MM	182
B5D100KK	182
B5D200KK	182
B5D300KK	182
B5D400KK	182
B5D500KK	182
F5D600KK	182
F5D700MM	182
F5D800MM	182
F5D900MM	182
B5J100KK	182
B5J200KK	182
B5J300KK	182
B5J400KK	182
B5J500KK	182
B5J600KK	182
B5J700MM	182
B5J800MM	182
B5J900MM	182
N3R100F	162
N3R200F	162
N3R300F	162
N3R400F	162
N3R500F	162
N3R600F	162
N3R700F	162
N3R800F	162
N3R900F	162
N5R100F	182
N5R200F	182
N5R300F	182
N5R400F	182
N5R500F	182
N5R600F	182
N5R700K	182
N5R800K	182
N5R900K	182
A2_20...	
Ex.A2S20B1C200KK	
B1C200KK	196
B2C300KK	196
B3C400KK	196
B4C500KK	196
B5C600KK	196
B6C700MM	196
B7C800MM	196
B8C900MM	196
B1D200KK	196
B2D300KK	196
B3D400KK	196
B4D500KK	196
B5D600KK	196
B6D700MM	196
B7D800MM	196
B8D900MM	196
B1J200KK	196
B2J300KK	196

Codice	Pag
B3J400KK	196
B4J500KK	196
B5J600KK	196
B6J700MM	196
B7J800MM	196
B8J900MM	196
N1R200F	196
N2R300F	196
N3R400F	196
N4R500F	196
N5R600F	196
N6R700K	196
N7R800K	196
N8R900K	196
A2_21...	
Ex.A2S21B1C200KK	
B1C200KK	197
B2C300KK	197
B3C400KK	197
B4C500KK	197
B5C600KK	197
B6C700MM	197
B7C800MM	197
B8C900MM	197
B1D200KK	197
B2D300KK	197
B3D400KK	197
B4D500KK	197
B5D600KK	197
B6D700MM	197
B7D800MM	197
B8D900MM	197
B1J200KK	197
B2J300KK	197
B3J400KK	197
B4J500KK	197
B5J600KK	197
B6J700MM	197
B7J800MM	197
B8J900MM	197
N1R200F	197
N2R300F	197
N3R400F	197
N4R500F	197
N5R600F	197
N6R700K	197
N7R800K	197
N8R900K	197
A2_22...	
Ex.A2S22F1C200KK	
B1C200KK	198
B2C300KK	198
B3C400KK	198
B4C500KK	198
B5C600KK	198
B6C700MM	198
B7C800MM	198
B8C900MM	198
B1D200KK	198
B2D300KK	198
B3D400KK	198
B4D500KK	198
B5D600KK	198
B6D700MM	198
B7D800MM	198
B8D900MM	198
B1J200KK	198
B2J300KK	198
B3J400KK	198
B4J500KK	198
B5J600KK	198
B6J700MM	198
B7J800MM	198
B8J900MM	198
N1R200F	198
N2R300F	198
N3R400F	198
N4R500F	198
N5R600F	198
N6R700K	198
N7R800K	198
N8R900K	198
A2_30...	
Ex.A2S30B3C100KK	
B3C100KK	164
B3C200KK	164
B3C300KK	164
B3C400KK	164
B3C500KK	164
B3C600KK	164
B3C700MM	164
B3C800MM	164
B3C900MM	164
B3D100KK	164

Codice	Pag
B3D200KK	164
B3D300KK	164
B3D400KK	164
B3D500KK	164
B3D600KK	164
B3D700MM	164
B3D800MM	164
B3D900MM	164
B3J100KK	164
B3J200KK	164
B3J300KK	164
B3J400KK	164
B3J500KK	164
B3J600KK	164
B3J700MM	164
B3J800MM	164
B3J900MM	164
B5C100KK	184
B5C200KK	184
B5C300KK	184
B5C400KK	184
B5C500KK	184
B5C600KK	184
B5C700MM	184
B5C800MM	184
B5C900MM	184
B5D100KK	184
B5D200KK	184
B5D300KK	184
B5D400KK	184
B5D500KK	184
F5D600KK	184
F5D700MM	184
F5D800MM	184
F5D900MM	184
B5J100KK	184
B5J200KK	184
B5J300KK	184
B5J400KK	184
B5J500KK	184
B5J600KK	184
B5J700MM	184
B5J800MM	184
B5J900MM	184
N3R100F	164
N3R200F	164
N3R300F	164
N3R400F	164
N3R500F	164
N3R600F	164
N3R700F	164
N3R800F	164
N3R900F	164
N5R100F	184
N5R200F	184
N5R300F	184
N5R400F	184
N5R500F	184
N5R600F	184
N5R700K	184
N5R800K	184
N5R900K	184
A2_31...	
Ex.A2S31B3C100KK	
B3C100KK	166
B3C200KK	166
B3C300KK	166
B3C400KK	166
B3C500KK	166
B3C600KK	166
B3C700MM	166
B3C800MM	166
B3C900MM	166
B3D100KK	166
B3D200KK	166
B3D300KK	166
B3D400KK	166
B3D500KK	166
B3D600KK	166
B3D700MM	166
B3D800MM	166
B3D900MM	166
B3J100KK	166
B3J200KK	166
B3J300KK	166
B3J400KK	166
B3J500KK	166
B3J600KK	166
B3J700MM	166
B3J800MM	166
B3J900MM	166
B5C100KK	186
B5C200KK	186
B5C300KK	186
B5C400KK	186

Codice	Pag
B5C500KK	186
B5C600KK	186
B5C700MM	186
B5C800MM	186
B5C900MM	186
B5D100KK	186
B5D200KK	186
B5D300KK	186
B5D400KK	186
B5D500KK	186
F5D600KK	186
F5D700MM	186
F5D800MM	186
F5D900MM	186
B5J100KK	186
B5J200KK	186
B5J300KK	186
B5J400KK	186
B5J500KK	186
B5J600KK	186
B5J700MM	186
B5J800MM	186
B5J900MM	186
N3R100F	166
N3R200F	166
N3R300F	166
N3R400F	166
N3R500F	166
N3R600F	166
N3R700F	166
N3R800F	166
N3R900F	166
N5R100F	186
N5R200F	186
N5R300F	186
N5R400F	186
N5R500F	186
N5R600F	186
N5R700K	186
N5R800K	186
N5R900K	186
A2_32...	
Ex.A2S32B3C100KK	
B3C100KK	167
B3C200KK	167
B3C300KK	167
B3C400KK	167
B3C500KK	167
B3C600KK	167
B3C700MM	167
B3C800MM	167
B3C900MM	167
B3D100KK	167
B3D200KK	167
B3D300KK	167
B3D400KK	167
B3D500KK	167
B3D600KK	167
B3D700MM	167
B3D800MM	167
B3D900MM	167
B3J100KK	167
B3J200KK	167
B3J300KK	167
B3J400KK	167
B3J500KK	167
B3J600KK	167
B3J700MM	167
B3J800MM	167
B3J900MM	167
B5C100KK	187
B5C200KK	187
B5C300KK	187
B5C400KK	187
B5C500KK	187
B5C600KK	187
B5C700MM	187
B5C800MM	187
B5C900MM	187
B5D100KK	187
B5D200KK	187
B5D300KK	187
B5D400KK	187
B5D500KK	187
F5D600KK	187
F5D700MM	187
F5D800MM	187
F5D900MM	187
B5J100KK	187
B5J200KK	187
B5J300KK	187
B5J400KK	187
B5J500KK	187
B5J600KK	187
B5J700MM	187

Codice	Pag
B5J800MM	187
B5J900MM	187
N3R100F	167
N3R200F	167
N3R300F	167
N3R400F	167
N3R500F	167
N3R600F	167
N3R700F	167
N3R800F	167
N3R900F	167
N5R100F	187
N5R200F	187
N5R300F	187
N5R400F	187
N5R500F	187
N5R600F	187
N5R700K	187
N5R800K	187
N5R900K	187
A2_33...	
Ex.A2S33B3C100KK	
B3C100KK	168
B3C200KK	168
B3C300KK	168
B3C400KK	168
B3C500KK	168
B3C600KK	168
B3C700MM	168
B3C800MM	168
B3C900MM	168
B3D100KK	168
B3D200KK	168
B3D300KK	168
B3D400KK	168
B3D500KK	168
B3D600KK	168
B3D700MM	168
B3D800MM	168
B3D900MM	168
B3J100KK	168
B3J200KK	168
B3J300KK	168
B3J400KK	168
B3J500KK	168
B3J600KK	168
B3J700MM	168
B3J800MM	168
B3J900MM	168
B5C100KK	188
B5C200KK	188
B5C300KK	188
B5C400KK	188
B5C500KK	188
B5C600KK	188
B5C700MM	188
B5C800MM	188
B5C900MM	188
B5D100KK	188
B5D200KK	188
B5D300KK	188
B5D400KK	188
B5D500KK	188
F5D600KK	188
F5D700MM	188
F5D800MM	188
F5D900MM	188
B5J100KK	188
B5J200KK	188
B5J300KK	188
B5J400KK	188
B5J500KK	188
B5J600KK	188
B5J700MM	188
B5J800MM	188
B5J900MM	188
N3C100F	169
N3C200F	169
N3C300F	169
N3C400F	169
N3C500F	169
N3C600F	169
N3C700F	169
N3C800F	169
N3C900F	169
N3D100F	169
N3D200F	169
N3D300F	169
N3D400F	169
N3D500F	169
N3D600F	169
N3D700F	169
N3D800F	169
N3D900F	169
N3J100F	169

STANDARD													
	S	Zincato Sendzimir *Pre-galvanized Sendzimir*	I	Acciaio Inox AISI 304 *AISI 304 Stainless steel*	Y	Acciaio Inox AISI 316L *AISI 316L Stainless steel*	D	Dacromet/ Geomet *Dacromet/ Geomet*	R	Acciaio Ramato *Steel Copper*	S	Rame Stagnato *Copper tinned*
	Z	Zincato a caldo dopo lavorazione *Hot-dip galvanized after manufacture*	J	AISI 304 Decontaminato *AISI 304 Decontamined*	N	AISI 316L Decontaminato *AISI 316L Decontamined*	E	Zincato Elettrolitico *Electrolytic galvanized*	Q	Poliammide o ABS o Gomma *Polyamide or ABS or Rubber*		

Codice	Pag
N3J200F	169
N3J300F	169
N3J400F	169
N3J500F	169
N3J600F	169
N3J700F	169
N3J800F	169
N3J900F	169
N5C100F	189
N5C200F	189
N5C300F	189
N5C400F	189
N5C500F	189
N5C600F	189
N5C700F	189
N5C800F	189
N5C900F	189
N5D100F	189
N5D200F	189
N5D300F	189
N5D400F	189
N5D500F	189
N5D600F	189
N5D700F	189
N5D800F	189
N5D900F	189
N5J100F	189
N5J200F	189
N5J300F	189
N5J400F	189
N5J500F	189
N5J600F	189
N5J700F	189
N5J800F	189
N5J900F	189
A2_34...	
Ex.A2S34B3C100KK	
B3C100KK	172
B3C200KK	172
B3C300KK	172
B3C400KK	172
B3C500KK	172
B3C600KK	172
B3C700MM	172
B3C800MM	172
B3C900MM	172
B3D100KK	172
B3D200KK	172
B3D300KK	172
B3D400KK	172
B3D500KK	172
B3D600KK	172
B3D700MM	172
B3D800MM	172
B3D900MM	172
B3J100KK	172
B3J200KK	172
B3J300KK	172
B3J400KK	172
B3J500KK	172
B3J600KK	172
B3J700MM	172
B3J800MM	172
B3J900MM	172
B5C100KK	192
B5C200KK	192
B5C300KK	192
B5C400KK	192
B5C500KK	192
B5C600KK	192
B5C700MM	192
B5C800MM	192
B5C900MM	192
B5D100KK	192
B5D200KK	192
B5D300KK	192
B5D400KK	192
B5D500KK	192
F5D600KK	192
F5D700MM	192
F5D800MM	192
F5D900MM	192
B5J100KK	192
B5J200KK	192
B5J300KK	192
B5J400KK	192
B5J500KK	192
B5J600KK	192
B5J700MM	192
B5J800MM	192
B5J900MM	192
N3C100F	173
N3C200F	173
N3C300F	173
N3C400F	173

Codice	Pag
N3C500F	173
N3C600F	173
N3C700F	173
N3C800F	173
N3C900F	173
N3D100F	173
N3D200F	173
N3D300F	173
N3D400F	173
N3D500F	173
N3D600F	173
N3D700F	173
N3D800F	173
N3D900F	173
N3J100F	173
N3J200F	173
N3J300F	173
N3J400F	173
N3J500F	173
N3J600F	173
N3J700F	173
N3J800F	173
N3J900F	173
N5C100F	193
N5C200F	193
N5C300F	193
N5C400F	193
N5C500F	193
N5C600F	193
N5C700F	193
N5C800F	193
N5C900F	193
N5D100F	193
N5D200F	193
N5D300F	193
N5D400F	193
N5D500F	193
N5D600F	193
N5D700F	193
N5D800F	193
N5D900F	193
N5J100F	193
N5J200F	193
N5J300F	193
N5J400F	193
N5J500F	193
N5J600F	193
N5J700F	193
N5J800F	193
N5J900F	193
A2_35...	
Ex.A2S35B3C100KK	
B3C100KK	174
B3C200KK	174
B3C300KK	174
B3C400KK	174
B3C500KK	174
B3C600KK	174
B3C700MM	174
B3C800MM	174
B3C900MM	174
B3D100KK	174
B3D200KK	174
B3D300KK	174
B3D400KK	174
B3D500KK	174
B3D600KK	174
B3D700MM	174
B3D800MM	174
B3D900MM	174
B3J100KK	174
B3J200KK	174
B3J300KK	174
B3J400KK	174
B3J500KK	174
B3J600KK	174
B3J700MM	174
B3J800MM	174
B3J900MM	174
B5C100KK	194
B5C200KK	194
B5C300KK	194
B5C400KK	194
B5C500KK	194
B5C600KK	194
B5C700MM	194
B5C800MM	194
B5C900MM	194
B5D100KK	194
B5D200KK	194
B5D300KK	194
B5D400KK	194
B5D500KK	194
F5D600KK	194
F5D700MM	194

Codice	Pag
F5D800MM	194
F5D900MM	194
B5J100KK	194
B5J200KK	194
B5J300KK	194
B5J400KK	194
B5J500KK	194
B5J600KK	194
B5J700MM	194
B5J800MM	194
B5J900MM	194
N3C100F	175
N3C200F	175
N3C300F	175
N3C400F	175
N3C500F	175
N3C600F	175
N3C700F	175
N3C800F	175
N3C900F	175
N3D100F	175
N3D200F	175
N3D300F	175
N3D400F	175
N3D500F	175
N3D600F	175
N3D700F	175
N3D800F	175
N3D900F	175
N3J100F	175
N3J200F	175
N3J300F	175
N3J400F	175
N3J500F	175
N3J600F	175
N3J700F	175
N3J800F	175
N3J900F	175
N5C100F	195
N5C200F	195
N5C300F	195
N5C400F	195
N5C500F	195
N5C600F	195
N5C700F	195
N5C800F	195
N5C900F	195
N5D100F	195
N5D200F	195
N5D300F	195
N5D400F	195
N5D500F	195
N5D600F	195
N5D700F	195
N5D800F	195
N5D900F	195
N5J100F	195
N5J200F	195
N5J300F	195
N5J400F	195
N5J500F	195
N5J600F	195
N5J700F	195
N5J800F	195
N5J900F	195
A2_37...	
Ex.A2S37B1C100KK	
B1C100KK	199
B1C200KK	199
B1C300KK	199
B1C400KK	199
B1C500KK	199
B1C600KK	199
B1C700MM	199
B1C800MM	199
B1C900MM	199
B1D100KK	199
B1D200KK	199
B1D300KK	199
B1D400KK	199
B1D500KK	199
B1D600KK	199
B1D700MM	199
B1D800MM	199
B1D900MM	199
B1J100KK	199
B1J200KK	199
B1J300KK	199
B1J400KK	199
B1J500KK	199
B1J600KK	199
B1J700MM	199
B1J800MM	199
B1J900MM	199

Codice	Pag
A2_40...	
Ex.A2S40B3C100K	
B3C100KK	165
B3C200KK	165
B3C300KK	165
B3C400KK	165
B3C500KK	165
B3C600KK	165
B3C700MM	165
B3C800MM	165
B3C900MM	165
B3D100KK	165
B3D200KK	165
B3D300KK	165
B3D400KK	165
B3D500KK	165
B3D600KK	165
B3D700MM	165
B3D800MM	165
B3D900MM	165
B3J100KK	165
B3J200KK	165
B3J300KK	165
B3J400KK	165
B3J500KK	165
B3J600KK	165
B3J700MM	165
B3J800MM	165
B3J900MM	165
B5C100KK	185
B5C200KK	185
B5C300KK	185
B5C400KK	185
B5C500KK	185
B5C600KK	185
B5C700MM	185
B5C800MM	185
B5C900MM	185
B5D100KK	185
B5D200KK	185
B5D300KK	185
B5D400KK	185
B5D500KK	185
F5D600KK	185
F5D700MM	185
F5D800MM	185
F5D900MM	185
B5J100KK	185
B5J200KK	185
B5J300KK	185
B5J400KK	185
B5J500KK	185
B5J600KK	185
B5J700MM	185
B5J800MM	185
B5J900MM	185
N3R100F	165
N3R200F	165
N3R300F	165
N3R400F	165
N3R500F	165
N3R600F	165
N3R700F	165
N3R800F	165
N3R900F	165
N5R100F	185
N5R200F	185
N5R300F	185
N5R400F	185
N5R500F	185
N5R600F	185
N5R700K	185
N5R800K	185
N5R900K	185
A2_41...	
Ex.A2S41B3C100KK	
B3C100KK	170
B3C200KK	170
B3C300KK	170
B3C400KK	170
B3C500KK	170
B3C600KK	170
B3C700MM	170
B3C800MM	170
B3C900MM	170
B3D100KK	170
B3D200KK	170
B3D300KK	170
B3D400KK	170
B3D500KK	170
B3D600KK	170
B3D700MM	170
B3D800MM	170
B3D900MM	170

Codice	Pag
B3J100KK	170
B3J200KK	170
B3J300KK	170
B3J400KK	170
B3J500KK	170
B3J600KK	170
B3J700MM	170
B3J800MM	170
B3J900MM	170
B5C100KK	190
B5C200KK	190
B5C300KK	190
B5C400KK	190
B5C500KK	190
B5C600KK	190
B5C700MM	190
B5C800MM	190
B5C900MM	190
B5D100KK	190
B5D200KK	190
B5D300KK	190
B5D400KK	190
B5D500KK	190
F5D600KK	190
F5D700MM	190
F5D800MM	190
F5D900MM	190
B5J100KK	190
B5J200KK	190
B5J300KK	190
B5J400KK	190
B5J500KK	190
B5J600KK	190
B5J700MM	190
B5J800MM	190
B5J900MM	190
N3C100F	171
N3C200F	171
N3C300F	171
N3C400F	171
N3C500F	171
N3C600F	171
N3C700F	171
N3C800F	171
N3C900F	171
N3D100F	171
N3D200F	171
N3D300F	171
N3D400F	171
N3D500F	171
N3D600F	171
N3D700F	171
N3D800F	171
N3D900F	171
N3J100F	171
N3J200F	171
N3J300F	171
N3J400F	171
N3J500F	171
N3J600F	171
N3J700F	171
N3J800F	171
N3J900F	171
N5C100F	191
N5C200F	191
N5C300F	191
N5C400F	191
N5C500F	191
N5C600F	191
N5C700F	191
N5C800F	191
N5C900F	191
N5D100F	191
N5D200F	191
N5D300F	191
N5D400F	191
N5D500F	191
N5D600F	191
N5D700F	191
N5D800F	191
N5D900F	191
N5J100F	191
N5J200F	191
N5J300F	191
N5J400F	191
N5J500F	191
N5J600F	191
N5J700F	191
N5J800F	191
N5J900F	191
Cz 2	
B2_01...	
Ex.B2J01B3C100HH10	

Codice	Pag
B3C100HH10	106
B3C200HH10	106
B3C300HH10	106
B3C400KK10	106
B3C500KK10	106
B3C600KK10	106
B3C700MM10	106
B3C800MM10	106
B3C900MM10	106
B3D100HH10	106
B3D200HH10	106
B3D300HH10	106
B3D400KK10	106
B3D500KK10	106
B3D600KK10	106
B3D700MM10	106
B3D800MM10	106
B3D900MM10	106
B3J100HH10	106
B3J200HH10	106
B3J300HH10	106
B3J400KK10	106
B3J500KK10	106
B3J600KK10	106
B3J700MM10	106
B3J800MM10	106
B3J900MM10	106
B2_03...	
Ex.B2X03BXC	
B2X03BXC	107
B2X03BXI	107
B2X03BXD	107
B2X03BXJ	107
B2X03BXE	107
B2X03BXF	107
BXC025K0167	111
BXC025M0167	111
BXD025K0167	111
BXD025M0167	111
BXJ025K0167	111
BXJ025M0167	111
B2_05...	
Ex.B205N3R100B	
05N3R100B	108
05N3R200B	108
05N3R300B	108
05N3R400D	108
05N3R500D	108
05N3R600D	108
05N3R100F	108
05N3R200F	108
05N3R300F	108
05N3R400F	108
05N3R500F	108
05N3R600F	108
05N3R100H	108
05N3R200H	108
05N3R300H	108
05N3R400H	108
05N3R500H	108
05N3R600H	108
05N2R700K	108
05N2R800K	108
05N2R900K	108
05Q3P100B	108
05Q3P100D	108
05Q3P200B	108
05Q3P200D	108
05Q3P300B	108
05Q3P300D	108
05Q3P400D	108
05Q3P400F	108
05Q3P500D	108
05Q3P500F	108
05Q3P600D	108
05Q3P600F	108
B2_06...	
Ex.B2S06N3R100F	
06N3R100F	109
06N3R200F	109
06N3R300F	109
06N3R400F	109
06N3R500F	109
06N3R600F	109
06N2R700K	109
06N2R800K	109
06N2R900K	109
B2_07...	
Ex.B2S07N3R100F	
07N3R100F	109
07N3R200F	109
07N3R300F	109

STANDARD													
	S	Zincato Sendzimir *Pre-galvanized Sendzimir*	I	Acciaio Inox AISI 304 *AISI 304 Stainless steel*	Y	Acciaio Inox AISI 316L *AISI 316L Stainless steel*	D	Dacromet/ Geomet *Dacromet/ Geomet*	R	Acciaio Ramato *Steel Copper*	S	Rame Stagnato *Copper tinned*
	Z	Zincato a caldo dopo lavorazione *Hot-dip galvanized after manufacture*	J	AISI 304 Decontaminato *AISI 304 Decontamined*	N	AISI 316L Decontaminato *AISI 316L Decontamined*	E	Zincato Elettrolitico *Electrolytic galvanized*	Q	Poliammide o ABS o Gomma *Polyamide or ABS or Rubber*		

INDEX FEMI-CZ 2

Codice	Pag
07N3R400F	109
07N3R500F	109
07N3R600F	109
07N2R700K	109
07N2R800K	109
07N2R900K	109
B2_09...	
Ex.B2S09X3X100F	
X3X100F	109
X3X200F	109
X3X300F	109
X3X400F	109
X3X500F	109
X3X600F	109
X3X700K	109
X3X800K	109
X3X900K	109
B2_10...	
Ex.B2J10B3C100KKS	
B3C100KKS	112
B3C200KKS	112
B3C300KKS	112
B3C400KKS	112
B3C500KKS	112
B3C600KKS	112
B3C700MMS	112
B3C800MMS	112
B3C900MMS	112
B3D100KKS	112
B3D200KKS	112
B3D300KKS	112
B3D400KKS	112
B3D500KKS	112
B3D600KKS	112
B3D700MMS	112
B3D800MMS	112
B3D900MMS	112
B3J100KKS	112
B3J200KKS	112
B3J300KKS	112
B3J400KKS	112
B3J500KKS	112
B3J600KKS	112
B3J700MMS	112
B3J800MMS	112
B3J900MMS	112
B5C100KK	132
B5C200KK	132
B5C300KK	132
B5C400KK	132
B5C500KK	132
B5C600KK	132
B5C700MM	132
B5C800MM	132
B5C900MM	132
B5D100KK	132
B5D200KK	132
B5D300KK	132
B5D400KK	132
B5D500KK	132
B5D600KK	132
B5D700MM	132
B5D800MM	132
B5D900MM	132
B5J100KK	132
B5J200KK	132
B5J300KK	132
B5J400KK	132
B5J500KK	132
B5J600KK	132
B5J700MM	132
B5J800MM	132
B5J900MM	132
N3R100F	112
N3R200F	112
N3R300F	112
N3R400F	112
N3R500F	112
N3R600F	112
N3R700K	112
N3R800K	112
N3R900K	112
N5R100F	132
N5R200F	132
N5R300F	132
N5R400F	132
N5R500F	132
N5R600F	132
N5R700K	132
N5R800K	132
N5R900K	132
B2_11...	
Ex.B2J11B3C100KKS	
B3C100KKS	114
B3C200KKS	114
B3C300KKS	114
B3C400KKS	114
B3C500KKS	114
B3C600KKS	114
B3C700MMS	114
B3C800MMS	114
B3C900MMS	114
B3D100KKS	114
B3D200KKS	114
B3D300KKS	114
B3D400KKS	114
B3D500KKS	114
B3D600KKS	114
B3D700MMS	114
B3D800MMS	114
B3D900MMS	114
B3J100KKS	114
B3J200KKS	114
B3J300KKS	114
B3J400KKS	114
B3J500KKS	114
B3J600KKS	114
B3J700MMS	114
B3J800MMS	114
B3J900MMS	114
B5C100KK	134
B5C200KK	134
B5C300KK	134
B5C400KK	134
B5C500KK	134
B5C600KK	134
B5C700MM	134
B5C800MM	134
B5C900MM	134
B5D100KK	134
B5D200KK	134
B5D300KK	134
B5D400KK	134
B5D500KK	134
F5D600KK	134
F5D700MM	134
F5D800MM	134
F5D900MM	134
B5J100KK	134
B5J200KK	134
B5J300KK	134
B5J400KK	134
B5J500KK	134
B5J600KK	134
B5J700MM	134
B5J800MM	134
B5J900MM	134
N3R100F	114
N3R200F	114
N3R300F	114
N3R400F	114
N3R500F	114
N3R600F	114
N3R700K	114
N3R800K	114
N3R900K	114
N5R100F	134
N5R200F	134
N5R300F	134
N5R400F	134
N5R500F	134
N5R600F	134
N5R700K	134
N5R800K	134
N5R900K	134
B2_12...	
Ex.B2J12C100KKS	
B3C100KKS	115
B3C200KKS	115
B3C300KKS	115
B3C400KKS	115
B3C500KKS	115
B3C600KKS	115
B3C700MMS	115
B3C800MMS	115
B3C900MMS	115
B3D100KKS	115
B3D200KKS	115
B3D300KKS	115
B3D400KKS	115
B3D500KKS	115
B3D600KKS	115
B3D700MMS	115
B3D800MMS	115
B3D900MMS	115
B3J100KKS	115
B3J200KKS	115
B3J300KKS	115
B3J400KKS	115
B3J500KKS	115
B3J600KKS	115
B3J700MMS	115
B3J800MMS	115
B3J900MMS	115
B5C100KK	135
B5C200KK	135
B5C300KK	135
B5C400KK	135
B5C500KK	135
B5C600KK	135
B5C700MM	135
B5C800MM	135
B5C900MM	135
B5D100KK	135
B5D200KK	135
B5D300KK	135
B5D400KK	135
B5D500KK	135
F5D600KK	135
F5D700MM	135
F5D800MM	135
F5D900MM	135
B5J100KK	135
B5J200KK	135
B5J300KK	135
B5J400KK	135
B5J500KK	135
B5J600KK	135
B5J700MM	135
B5J800MM	135
B5J900MM	135
N3R100F	115
N3R200F	115
N3R300F	115
N3R400F	115
N3R500F	115
N3R600F	115
N3R700K	115
N3R800K	115
N3R900K	115
N5R100F	135
N5R200F	135
N5R300F	135
N5R400F	135
N5R500F	135
N5R600F	135
N5R700K	135
N5R800K	135
N5R900K	135
B2_13...	
Ex.B2J13B3C100KKS	
B3C100KKS	133
B3C200KKS	113
B3C300KKS	113
B3C400KKS	113
B3C500KKS	113
B3C600KKS	113
B3C700MMS	113
B3C800MMS	113
B3C900MMS	113
B3D100KKS	113
B3D200KKS	113
B3D300KKS	113
B3D400KKS	113
B3D500KKS	113
B3D600KKS	113
B3D700MMS	113
B3D800MMS	113
B3D900MMS	113
B3J100KKS	113
B3J200KKS	113
B3J300KKS	113
B3J400KKS	113
B3J500KKS	113
B3J600KKS	113
B3J700MMS	113
B3J800MMS	113
B3J900MMS	113
B5C100KK	133
B5C200KK	133
B5C300KK	133
B5C400KK	133
B5C500KK	133
B5C600KK	133
B5C700MM	133
B5C800MM	133
B5C900MM	133
B5D100KK	133
B5D200KK	133
B5D300KK	133
B5D400KK	133
B5D500KK	133
F5D600KK	133
F5D700MM	133
F5D800MM	133
F5D900MM	133
B5J100KK	133
B5J200KK	133
B5J300KK	133
B5J400KK	133
B5J500KK	133
B5J600KK	133
B5J700MM	133
B5J800MM	133
B5J900MM	133
N3R100F	113
N3R200F	113
N3R300F	113
N3R400F	113
N3R500F	113
N3R600F	113
N3R700K	113
N3R800K	113
N3R900K	113
N5R100F	133
N5R200F	133
N5R300F	133
N5R400F	133
N5R500F	133
N5R600F	133
N5R700K	133
N5R800K	133
N5R900K	133
B2_15...	
Ex.B2J15B3C100KKS	
B3C100KKS	116
B3C200KKS	116
B3C300KKS	116
B3C400KKS	116
B3C500KKS	116
B3C600KKS	116
B3C700MMS	116
B3C800MMS	116
B3C900MMS	116
B3D100KKS	116
B3D200KKS	116
B3D300KKS	116
B3D400KKS	116
B3D500KKS	116
B3D600KKS	116
B3D700MMS	116
B3D800MMS	116
B3D900MMS	116
B3J100KKS	116
B3J200KKS	116
B3J300KKS	116
B3J400KKS	116
B3J500KKS	116
B3J600KKS	116
B3J700MMS	116
B3J800MMS	116
B3J900MMS	116
B5C100KK	136
B5C200KK	136
B5C300KK	136
B5C400KK	136
B5C500KK	136
B5C600KK	136
B5C700MM	136
B5C800MM	136
B5C900MM	136
B5D100KK	136
B5D200KK	136
B5D300KK	136
B5D400KK	136
B5D500KK	136
F5D600KK	136
F5D700MM	136
F5D800MM	136
F5D900MM	136
B5J100KK	136
B5J200KK	136
B5J300KK	136
B5J400KK	136
B5J500KK	136
B5J600KK	136
B5J700MM	136
B5J800MM	136
B5J900MM	136
N3R100F	116
N3R200F	116
N3R300F	116
N3R400F	116
N3R500F	116
N3R600F	116
N3R700K	116
N3R800K	116
N3R900K	116
N5R100F	136
N5R200F	136
N5R300F	136
N5R400F	136
N5R500F	136
N5R600F	136
N5R700K	136
N5R800K	136
N5R900K	136
B2_16...	
Ex.B2J16B3C100KKS22	
B3C100KKS22	117
B3C200KKS33	117
B3C300KKS44	117
B3C400KKS55	117
B3C500KKS66	117
B3C600MMS77	117
B3C700MMS88	117
B3C800MMS99	117
B3D100KKS22	117
B3D200KKS33	117
B3D300KKS44	117
B3D400KKS55	117
B3D500KKS66	117
B3D600MMS77	117
B3D700MMS88	117
B3D800MMS99	117
B3J100KKS22	117
B3J200KKS33	117
B3J300KKS44	117
B3J400KKS55	117
B3J500KKS66	117
B3J600MMS77	117
B3J700MMS88	117
B3J800MMS99	117
B5C100KK22	137
B5C200KK33	137
B5C300KK44	137
B5C400KK55	137
B5C500KK66	137
B5C600MM77	137
B5C700MM88	137
B5C800MM99	137
B5D100KK22	137
B5D200KK33	137
B5D300KK44	137
B5D400KK55	137
B5D500KK66	137
B5D600MM77	137
B5D700MM88	137
B5D800MM99	137
B5J100KK22	137
B5J200KK33	137
B5J300KK44	137
B5J400KK55	137
B5J500KK66	137
B5J600MM77	137
B5J700MM88	137
B5J800MM99	137
N3R100F22	117
N3R200F33	117
N3R300F44	117
N3R400F55	117
N3R500F66	117
N3R500F66	117
N3R600K77	117
N3R700K88	117
N3R800K99	117
N3R100F22	137
N3R200F33	137
N3R300F44	137
N3R400F55	137
N3R500F66	137
N3R500F66	137
N3R600K77	137
N3R700K88	137
N3R800K99	137
B2_17...	
Ex.B2J17B3C100KKS	
B3C100KKS	118
B3C200KKS	118
B3C300KKS	118
B3C400KKS	118
B3C500KKS	118
B3C600KKS	118
B3C700MMS	118
B3C800MMS	118
B3C900MMS	118
B3D100KKS	118
B3D200KKS	118
B3D300KKS	118
B3D400KKS	118
B3D500KKS	118
B3D600KKS	118
B3D700MMS	118
B3D800MMS	118
B3D900MMS	118
B3J100KKS	118
B3J200KKS	118
B3J300KKS	118
B3J400KKS	118
B3J500KKS	118
B3J600KKS	118
B3J700MMS	118
B3J800MMS	118
B3J900MMS	118
B5C100KK	138
B5C200KK	138
B5C300KK	138
B5C400KK	138
B5C500KK	138
B5C600KK	138
B5C700MM	138
B5C800MM	138
B5C900MM	138
B5D100KK	138
B5D200KK	138
B5D300KK	138
B5D400KK	138
B5D500KK	138
F5D600KK	138
F5D700MM	138
F5D800MM	138
F5D900MM	138
B5J100KK	138
B5J200KK	138
B5J300KK	138
B5J400KK	138
B5J500KK	138
B5J600KK	138
B5J700MM	138
B5J800MM	138
B5J900MM	138
N3R100F	118
N3R200F	118
N3R300F	118
N3R400F	118
N3R500F	118
N3R600F	118
N3R700K	118
N3R800K	118
N3R900K	118
N5R100F	138
N5R200F	138
N5R300F	138
N5R400F	138
N5R500F	138
N5R600F	138
N5R700K	138
N5R800K	138
N5R900K	138
B2_20...	
Ex.B2J20B1C200KK	
B1C200KK	152
B2C300KK	152
B3C400KK	152
B4C500KK	152
B5C600KK	152
B6C700MM	152
B7C800MM	152
B8C900MM	152
B1D200KK	152
B2D300KK	152
B3D400KK	152
B4D500KK	152
B5D600KK	152
B6D700MM	152
B7D800MM	152
B8D900MM	152
B1J200KK	152
B2J300KK	152
B3J400KK	152
B4J500KK	152
B5J600KK	152
B6J700MM	152
B7J800MM	152
B8J900MM	152
N1R200F	152
N2R300F	152
N3R400F	152
N4R500F	152
N5R600F	152
N6R700K	152
N7R800K	152
N8R900K	152
B2_21...	
Ex.B2J21B1C200KK	
B1C200KK	153
B2C300KK	153
B3C400KK	153

STANDARD													
	S	Zincato Sendzimir *Pre-galvanized Sendzimir*	I	Acciaio Inox AISI 304 *AISI 304 Stainless steel*	Y	Acciaio Inox AISI 316L *AISI 316L Stainless steel*	D	Dacromet/ Geomet *Dacromet/ Geomet*	R	Acciaio Ramato *Steel Copper*	S	Rame Stagnato *Copper tinned*
	Z	Zincato a caldo dopo lavorazione *Hot-dip galvanized after manufacture*	J	AISI 304 Decontaminato *AISI 304 Decontamined*	N	AISI 316L Decontaminato *AISI 316L Decontamined*	E	Zincato Elettrolitico *Electrolytic galvanized*	Q	Poliammide o ABS o Gomma *Polyamide or ABS or Rubber*		

Codice	Pag
B4C500KK	153
B5C600KK	153
B6C700MM	153
B7C800MM	153
B8C900MM	153
B1D200KK	153
B2D300KK	153
B3D400KK	153
B4D500KK	153
B5D600KK	153
B6D700MM	153
B7D800MM	153
B8D900MM	153
B1J200KK	153
B2J300KK	153
B3J400KK	153
B4J500KK	153
B5J600KK	153
B6J700MM	153
B7J800MM	153
B8J900MM	153
N1R200F	153
N2R300F	153
N3R400F	153
N4R500F	153
N5R600F	153
N6R700K	153
N7R800K	153
N8R900K	153
B2_22...	
Ex.B2J22F1C200KK	
B1C200KK	154
B2C300KK	154
B3C400KK	154
B4C500KK	154
B5C600KK	154
B6C700MM	154
B7C800MM	154
B8C900MM	154
B1D200KK	154
B2D300KK	154
B3D400KK	154
B4D500KK	154
B5D600KK	154
B6D700MM	154
B7D800MM	154
B8D900MM	154
B1J200KK	154
B2J300KK	154
B3J400KK	154
B4J500KK	154
B5J600KK	154
B6J700MM	154
B7J800MM	154
B8J900MM	154
N1R200F	154
N2R300F	154
N3R400F	154
N4R500F	154
N5R600F	154
N6R700K	154
N7R800K	154
N8R900K	154
B2_24...	
Ex.B2S24BXC100K	
BXC100K	206
BXC200K	206
BXC300K	206
BXC400K	206
BXC500K	206
BXC600K	206
BXC700M	206
BXC800M	206
BXC900M	206
BXD100K	206
BXD200K	206
BXD300K	206
BXD400K	206
BXD500K	206
BXD600K	206
BXD700M	206
BXD800M	206
BXD900M	206
BXJ100K	206
BXJ200K	206
BXJ300K	206
BXJ400K	206
BXJ500K	206
BXJ600K	206
BXJ700M	206
BXJ800M	206
BXJ900M	206
B2_30...	
Ex.B2J30B3C100KKS	

Codice	Pag
B3C100KKS	120
B3C200KKS	120
B3C300KKS	120
B3C400KKS	120
B3C500KKS	120
B3C600KKS	120
B3C700MMS	120
B3C800MMS	120
B3C900MMS	120
B3D100KKS	120
B3D200KKS	120
B3D300KKS	120
B3D400KKS	120
B3D500KKS	120
B3D600KKS	120
B3D700MMS	120
B3D800MMS	120
B3D900MMS	120
B3J100KKS	120
B3J200KKS	120
B3J300KKS	120
B3J400KKS	120
B3J500KKS	120
B3J600KKS	120
B3J700MMS	120
B3J800MMS	120
B3J900MMS	120
B5C100KK	140
B5C200KK	140
B5C300KK	140
B5C400KK	140
B5C500KK	140
B5C600KK	140
B5C700MM	140
B5C800MM	140
B5C900MM	140
B5D100KK	140
B5D200KK	140
B5D300KK	140
B5D400KK	140
B5D500KK	140
F5D600KK	140
F5D700MM	140
F5D800MM	140
F5D900MM	140
B5J100KK	140
B5J200KK	140
B5J300KK	140
B5J400KK	140
B5J500KK	140
B5J600KK	140
B5J700MM	140
B5J800MM	140
B5J900MM	140
N3R100F	120
N3R200F	120
N3R300F	120
N3R400F	120
N3R500F	120
N3R600F	120
N3R700K	120
N3R800K	120
N3R900K	120
N5R100F	140
N5R200F	140
N5R300F	140
N5R400F	140
N5R500F	140
N5R600F	140
N5R700K	140
N5R800K	140
N5R900K	140
B2_31...	
Ex.B2J31B3C100KKS	
B3C100KKS	122
B3C200KKS	122
B3C300KKS	122
B3C400KKS	122
B3C500KKS	122
B3C600KKS	122
B3C700MMS	122
B3C800MMS	122
B3C900MMS	122
B3D100KKS	122
B3D200KKS	122
B3D300KKS	122
B3D400KKS	122
B3D500KKS	122
B3D600KKS	122
B3D700MMS	122
B3D800MMS	122
B3D900MMS	122
B3J100KKS	122
B3J200KKS	122
B3J300KKS	122
B3J400KKS	122

Codice	Pag
B3J500KKS	122
B3J600KKS	122
B3J700MMS	122
B3J800MMS	122
B3J900MMS	122
B5C100KK	142
B5C200KK	142
B5C300KK	142
B5C400KK	142
B5C500KK	142
B5C600KK	142
B5C700MM	142
B5C800MM	142
B5C900MM	142
B5D100KK	142
B5D200KK	142
B5D300KK	142
B5D400KK	142
B5D500KK	142
F5D600KK	142
F5D700MM	142
F5D800MM	142
F5D900MM	142
B5J100KK	142
B5J200KK	142
B5J300KK	142
B5J400KK	142
B5J500KK	142
B5J600KK	142
B5J700MM	142
B5J800MM	142
B5J900MM	142
N3R100F	122
N3R200F	122
N3R300F	122
N3R400F	122
N3R500F	122
N3R600F	122
N3R700K	122
N3R800K	122
N3R900K	122
N5R100F	142
N5R200F	142
N5R300F	142
N5R400F	142
N5R500F	142
N5R600F	142
N5R700K	142
N5R800K	142
N5R900K	142
B2_32...	
Ex.B2J32B3C100KKS	
B3C100KKS	123
B3C200KKS	123
B3C300KKS	123
B3C400KKS	123
B3C500KKS	123
B3C600KKS	123
B3C700MMS	123
B3C800MMS	123
B3C900MMS	123
B3D100KKS	123
B3D200KKS	123
B3D300KKS	123
B3D400KKS	123
B3D500KKS	123
B3D600KKS	123
B3D700MMS	123
B3D800MMS	123
B3D900MMS	123
B3J100KKS	123
B3J200KKS	123
B3J300KKS	123
B3J400KKS	123
B3J500KKS	123
B3J600KKS	123
B3J700MMS	123
B3J800MMS	123
B3J900MMS	123
B5C100KK	143
B5C200KK	143
B5C300KK	143
B5C400KK	143
B5C500KK	143
B5C600KK	143
B5C700MM	143
B5C800MM	143
B5C900MM	143
B5D100KK	143
B5D200KK	143
B5D300KK	143
B5D400KK	143
B5D500KK	143
F5D600KK	143
F5D700MM	143
F5D800MM	143

Codice	Pag
F5D900MM	143
B5J100KK	143
B5J200KK	143
B5J300KK	143
B5J400KK	143
B5J500KK	143
B5J600KK	143
B5J700MM	143
B5J800MM	143
B5J900MM	143
N3R100F	123
N3R200F	123
N3R300F	123
N3R400F	123
N3R500F	123
N3R600F	123
N3R700K	123
N3R800K	123
N3R900K	123
N5R100F	143
N5R200F	143
N5R300F	143
N5R400F	143
N5R500F	143
N5R600F	143
N5R700K	143
N5R800K	143
N5R900K	143
B2_33...	
Ex.B2J33B3C100KKS	
B3C100KKS	124
B3C200KKS	124
B3C300KKS	124
B3C400KKS	124
B3C500KKS	124
B3C600KKS	124
B3C700MMS	124
B3C800MMS	124
B3C900MMS	124
B3D100KKS	124
B3D200KKS	124
B3D300KKS	124
B3D400KKS	124
B3D500KKS	124
B3D600KKS	124
B3D700MMS	124
B3D800MMS	124
B3D900MMS	124
B3J100KKS	124
B3J200KKS	124
B3J300KKS	124
B3J400KKS	124
B3J500KKS	124
B3J600KKS	124
B3J700MMS	124
B3J800MMS	124
B3J900MMS	124
B5C100KK	144
B5C200KK	144
B5C300KK	144
B5C400KK	144
B5C500KK	144
B5C600KK	144
B5C700MM	144
B5C800MM	144
B5C900MM	144
B5D100KK	144
B5D200KK	144
B5D300KK	144
B5D400KK	144
B5D500KK	144
F5D600KK	144
F5D700MM	144
F5D800MM	144
F5D900MM	144
B5J100KK	144
B5J200KK	144
B5J300KK	144
B5J400KK	144
B5J500KK	144
B5J600KK	144
B5J700MM	144
B5J800MM	144
B5J900MM	144
N3C100F	125
N3C200F	125
N3C300F	125
N3C400F	125
N3C500F	125
N3C600F	125
N3C700K	125
N3C800K	125
N3C900K	125
N3D100F	125
N3D200F	125
N3D300F	125

Codice	Pag
N3D400F	125
N3D500F	125
N3D600F	125
N3D700K	125
N3D800K	125
N3D900K	125
N3J100F	125
N3J200F	125
N3J300F	125
N3J400F	125
N3J500F	125
N3J600F	125
N3J700K	125
N3J800K	125
N3J900K	125
N5C100F	145
N5C200F	145
N5C300F	145
N5C400F	145
N5C500F	145
N5C600F	145
N5C700K	145
N5C800K	145
N5C900K	145
N5D100F	145
N5D200F	145
N5D300F	145
N5D400F	145
N5D500F	145
N5D600F	145
N5D700K	145
N5D800K	145
N5D900K	145
N5J100F	145
N5J200F	145
N5J300F	145
N5J400F	145
N5J500F	145
N5J600F	145
N5J700K	145
N5J800K	145
N5J900K	145
N5F200F	145
N5F300F	145
N5F400F	145
N5F500F	145
N5F600F	145
N5F700K	145
N5F800K	145
N5F900K	145
B2_34...	
Ex.B2J34B3C100KKS	
B3C100KKS	128
B3C200KKS	128
B3C300KKS	128
B3C400KKS	128
B3C500KKS	128
B3C600KKS	128
B3C700MMS	128
B3C800MMS	128
B3C900MMS	128
B3D100KKS	128
B3D200KKS	128
B3D300KKS	128
B3D400KKS	128
B3D500KKS	128
B3D600KKS	128
B3D700MMS	128
B3D800MMS	128
B3D900MMS	128
B3J100KKS	128
B3J200KKS	128
B3J300KKS	128
B3J400KKS	128
B3J500KKS	128
B3J600KKS	128
B3J700MMS	128
B3J800MMS	128
B3J900MMS	128
B5C100KK	148
B5C200KK	148
B5C300KK	148
B5C400KK	148
B5C500KK	148
B5C600KK	148
B5C700MM	148
B5C800MM	148
B5C900MM	148
B5D100KK	148
B5D200KK	148
B5D300KK	148
B5D400KK	148
B5D500KK	148
F5D600KK	148
F5D700MM	148
F5D800MM	148

Codice	Pag
F5D900MM	148
B5J100KK	148
B5J200KK	148
B5J300KK	148
B5J400KK	148
B5J500KK	148
B5J600KK	148
B5J700MM	148
B5J800MM	148
B5J900MM	148
N3C100F	129
N3C200F	129
N3C300F	129
N3C400F	129
N3C500F	129
N3C600F	129
N3C700K	129
N3C800K	129
N3C900K	129
N3D100F	129
N3D200F	129
N3D300F	129
N3D400F	129
N3D500F	129
N3D600F	129
N3D700K	129
N3D800K	129
N3D900K	129
N3J100F	129
N3J200F	129
N3J300F	129
N3J400F	129
N3J500F	129
N3J600F	129
N3J700K	129
N3J800K	129
N3J900K	129
N5C100F	149
N5C200F	149
N5C300F	149
N5C400F	149
N5C500F	149
N5C600F	149
N5C700K	149
N5C800K	149
N5C900K	149
N5D100F	149
N5D200F	149
N5D300F	149
N5D400F	149
N5D500F	149
N5D600F	149
N5D700K	149
N5D800K	149
N5D900K	149
N5J100F	149
N5J200F	149
N5J300F	149
N5J400F	149
N5J500F	149
N5J600F	149
N5J700K	149
N5J800K	149
N5J900K	149
N5F200F	149
N5F300F	149
N5F400F	149
N5F500F	149
N5F600F	149
N5F700K	149
N5F800K	149
N5F900K	149
B2_35...	
Ex.B2J35B3C100KKS	
B3C100KKS	130
B3C200KKS	130
B3C300KKS	130
B3C400KKS	130
B3C500KKS	130
B3C600KKS	130
B3C700MMS	130
B3C800MMS	130
B3C900MMS	130
B3D100KKS	130
B3D200KKS	130
B3D300KKS	130
B3D400KKS	130
B3D500KKS	130
B3D600KKS	130
B3D700MMS	130
B3D800MMS	130
B3D900MMS	130
B3J100KKS	130
B3J200KKS	130
B3J300KKS	130

STANDARD											
	S	Zincato Sendzimir *Pre-galvanized Sendzimir*	I	Acciaio Inox AISI 304 *AISI 304 Stainless steel*	Y	Acciaio Inox AISI 316L *AISI 316L Stainless steel*	D	Dacromet/ Geomet *Dacromet/ Geomet*	R	Acciaio Ramato *Steel Copper*	S	Rame Stagnato *Copper tinned*
	Z	Zincato a caldo dopo lavorazione *Hot-dip galvanized after manufacture*	J	AISI 304 Decontaminato *AISI 304 Decontamined*	N	AISI 316L Decontaminato *AISI 316L Decontamined*	E	Zincato Elettrolitico *Electrolytic galvanized*	Q	Poliammide o ABS o Gomma *Polyamide or ABS or Rubber*		

INDEX FEMI-CZ 2

Codice	Pag
B3J400KKS	130
B3J500KKS	130
B3J600KKS	130
B3J700MMS	130
B3J800MMS	130
B3J900MMS	130
B5C100KK	150
B5C200KK	150
B5C300KK	150
B5C400KK	150
B5C500KK	150
B5C600KK	150
B5C700MM	150
B5C800MM	150
B5C900MM	150
B5D100KK	150
B5D200KK	150
B5D300KK	150
B5D400KK	150
B5D500KK	150
F5D600KK	150
F5D700MM	150
F5D800MM	150
F5D900MM	150
B5J100KK	150
B5J200KK	150
B5J300KK	150
B5J400KK	150
B5J500KK	150
B5J600KK	150
B5J700MM	150
B5J800MM	150
B5J900MM	150
N3C100F	131
N3C200F	131
N3C300F	131
N3C400F	131
N3C500F	131
N3C600F	131
N3C700K	131
N3C800K	131
N3C900K	131
N3D100F	131
N3D200F	131
N3D300F	131
N3D400F	131
N3D500F	131
N3D600F	131
N3D700K	131
N3D800K	131
N3D900K	131
N3J100F	131
N3J200F	131
N3J300F	131
N3J400F	131
N3J500F	131
N3J600F	131
N3J700K	131
N3J800K	131
N3J900K	131
N5C100F	151
N5C200F	151
N5C300F	151
N5C400F	151
N5C500F	151
N5C600F	151
N5C700K	151
N5C800K	151
N5C900K	151
N5D100F	151
N5D200F	151
N5D300F	151
N5D400F	151
N5D500F	151
N5D600F	151
N5D700K	151
N5D800K	151
N5D900K	151
N5J100F	151
N5J200F	151
N5J300F	151
N5J400F	151
N5J500F	151
N5J600F	151
N5J700K	151
N5J800K	151
N5J900K	151
N5F200F	151
N5F300F	151
N5F400F	151
N5F500F	151
N5F600F	151
N5F700K	151
N5F800K	151
N5F900K	151

B2_37...

Codice	Pag
Ex.B2J37B1C100KK	
B1C100KK	155
B1C200KK	155
B1C300KK	155
B1C400KK	155
B1C500KK	155
B1C600KK	155
B1C700MM	155
B1C800MM	155
B1C900MM	155
B1D100KK	155
B1D200KK	155
B1D300KK	155
B1D400KK	155
B1D500KK	155
B1D600KK	155
B1D700MM	155
B1D800MM	155
B1D900MM	155
B1J100KK	155
B1J200KK	155
B1J300KK	155
B1J400KK	155
B1J500KK	155
B1J600KK	155
B1J700MM	155
B1J800MM	155
B1J900MM	155

B2_38...

Codice	Pag
Ex.B2S38DB000M	
ADB000M	200
ADC000M	200
ADI000M	200

B2_40...

Codice	Pag
Ex.B2J40B3C100KKS	
B3C100KKS	121
B3C200KKS	121
B3C300KKS	121
B3C400KKS	121
B3C500KKS	121
B3C600KKS	121
B3C700MMS	121
B3C800MMS	121
B3C900MMS	121
B3D100KKS	121
B3D200KKS	121
B3D300KKS	121
B3D400KKS	121
B3D500KKS	121
B3D600KKS	121
B3D700MMS	121
B3D800MMS	121
B3D900MMS	121
B3J100KKS	121
B3J200KKS	121
B3J300KKS	121
B3J400KKS	121
B3J500KKS	121
B3J600KKS	121
B3J700MMS	121
B3J800MMS	121
B3J900MMS	121
B5C100KK	141
B5C200KK	141
B5C300KK	141
B5C400KK	141
B5C500KK	141
B5C600KK	141
B5C700MM	141
B5C800MM	141
B5C900MM	141
B5D100KK	141
B5D200KK	141
B5D300KK	141
B5D400KK	141
B5D500KK	141
F5D600KK	141
F5D700MM	141
F5D800MM	141
F5D900MM	141
B5J100KK	141
B5J200KK	141
B5J300KK	141
B5J400KK	141
B5J500KK	141
B5J600KK	141
B5J700MM	141
B5J800MM	141
B5J900MM	141
N3R100F	121
N3R200F	121
N3R300F	121
N3R400F	121
N3R500F	121
N3R600F	121
N3R700K	121
N3R800K	121
N3R900K	121
N5R100F	141
N5R200F	141
N5R300F	141
N5R400F	141
N5R500F	141
N5R600F	141
N5R700K	141
N5R800K	141
N5R900K	141

B2_41...

Codice	Pag
Ex.B2J41B3C100KKS	
B3C100KKS	126
B3C200KKS	126
B3C300KKS	126
B3C400KKS	126
B3C500KKS	126
B3C600KKS	126
B3C700MMS	126
B3C800MMS	126
B3C900MMS	126
B3D100KKS	126
B3D200KKS	126
B3D300KKS	126
B3D400KKS	126
B3D500KKS	126
B3D600KKS	126
B3D700MMS	126
B3D800MMS	126
B3D900MMS	126
B3J100KKS	126
B3J200KKS	126
B3J300KKS	126
B3J400KKS	126
B3J500KKS	126
B3J600KKS	126
B3J700MMS	126
B3J800MMS	126
B3J900MMS	126
B5C100KK	146
B5C200KK	146
B5C300KK	146
B5C400KK	146
B5C500KK	146
B5C600KK	146
B5C700MM	146
B5C800MM	146
B5C900MM	146
B5D100KK	146
B5D200KK	146
B5D300KK	146
B5D400KK	146
B5D500KK	146
F5D600KK	146
F5D700MM	146
F5D800MM	146
F5D900MM	146
B5J100KK	146
B5J200KK	146
B5J300KK	146
B5J400KK	146
B5J500KK	146
B5J600KK	146
B5J700MM	146
B5J800MM	146
B5J900MM	146
N3C100F	127
N3C200F	127
N3C300F	127
N3C400F	127
N3C500F	127
N3C600F	127
N3C700K	127
N3C800K	127
N3C900K	127
N3D100F	127
N3D200F	127
N3D300F	127
N3D400F	127
N3D500F	127
N3D600F	127
N3D700K	127
N3D800K	127
N3D900K	127
N3J100F	127
N3J200F	127
N3J300F	127
N3J400F	127
N3J500F	127
N3J600F	127
N3J700K	127
N3J800K	127
N3J900K	127
N5C100F	147
N5C200F	147
N5C300F	147
N5C400F	147
N5C500F	147
N5C600F	147
N5C700K	147
N5C800K	147
N5C900K	147
N5D100F	147
N5D200F	147
N5D300F	147
N5D400F	147
N5D500F	147
N5D600F	147
N5D700K	147
N5D800K	147
N5D900K	147
N5J100F	147
N5J200F	147
N5J300F	147
N5J400F	147
N5J500F	147
N5J600F	147
N5J700K	147
N5J800K	147
N5J900K	147
N5F200F	147
N5F300F	147
N5F400F	147
N5F500F	147
N5F600F	147
N5F700K	147
N5F800K	147
N5F900K	147

B2_50...

Codice	Pag
Ex.B2S50B3B025D	
B3B025D	110
B3B025F	110
B3C025D	110
B3C025F	110
B3I025D	110
B3I025F	110

B2_52...

Codice	Pag
Ex.B2S52D3B025D	
D3B025D	110
D3B025F	110
D3C025D	110
D3C025F	110
D3I025D	110
D3I025F	110

B2_60...

Codice	Pag
Ex.B2S60A4H025K	
A4H025K	200
A4H025M	200
A4I025K	200
A4I025M	200
A4D025K	200
A4D025M	200
A5H025K	200
A5H025M	200
A5I025K	200
A5I025M	200
A5H025K	200
A5H025M	200

B2_63...

Codice	Pag
Ex.B2S63A5H025M	
A5H025M	200
A5I025M	200
A5D025M	200

B2_64...

Codice	Pag
Ex.B2S64A4H025M	
A4H025M	201
A4I025M	201
A4D025M	201

B2_65...

Codice	Pag
Ex.B2S65A4H025M	
A4H025M	201
A4I025M	201
A4D025M	201
A5H025M	201
A5I025M	201
A5D025M	201
AEH025M	201
AEI025M	201
AED025M	201

B2_66...

Codice	Pag
Ex.B2S66BXC010M	
BXC010M	202
BXD010M	202
BXJ010M	202

B2_74...

Codice	Pag
Ex.B2S74X2X200K	
X2X200K	207
X2X300K	207
X2X400K	207
X2X500K	207
X2X600K	207
X2X700M	207
X2X800M	207
X2X900M	207

B2_86...

Codice	Pag
Ex.B286BXX060D	
BXX060D	110

A3_98...

Codice	Pag
Ex.A3S98AZD100K	
AZC100K	204
AZC200K	204
AZC300K	204
AZC400K	204
AZC500K	204
AZC600K	204
BZC700M	204
BZC800M	204
BZC900M	204
AZD100K	204
AZD200K	204
AZD300K	204
AZD400K	204
AZD500K	204
AZD600K	204
BZD700M	204
BZD800M	204
BZD900M	204
AZJ100K	204
AZJ200K	204
AZJ300K	204
AZJ400K	204
AZJ500K	204
AZJ600K	204
BZJ700M	204
BZJ800M	204
BZJ900M	204

ACCESSORI VARI
VARIOUS ACCESSORIES

A0_94...

Codice	Pag
Ex.A0S94CXJ125K	
CXJ125K	205

A0_95...

Codice	Pag
Ex.A0S95S4H150K	
S4H150K	206

A3_62...

Codice	Pag
Ex.A3S62X1X015M	
X1X015M	204

A3_90...

Codice	Pag
Ex.A3S90MXE050M	
MXE050M	202
MXE060M	202

A3_98...

Codice	Pag
Ex.A3S98M5X075M	
M5X075M	203
M5X100M	203
M5X113M	203

B2_67...

Codice	Pag
Ex.B2S67ADH050Q	
ADH050Q	203
ADI050Q	203
ADD050Q	203

B2_84...

Codice	Pag
Ex.B2S84XXX025K	
XXX025K	205
XXX040M	205
XXX050M	205

B2_85...

Codice	Pag
Ex.B2I85JXG090Q1J02	
JXG090Q1J02	203
JXG090Q1D02	203
JXG090Q1N02	203

B2_93...

Codice	Pag
Ex.B2S93C2X050ME02	
C2X050M_02	202
C2X100M_02	202
C2X125M_02	202

RD 2

B2_01...

Codice	Pag
Ex.B2J01J3F200MK10	
J3F200MK10	217
J3F300MK10	217
J3F400MK10	217
J3F500MK10	217
J3F600MK10	217
J3F700MM10	217
J3F800MM10	217
J3F900MM10	217
J6F200MK20	217
J6F300MK20	217
J6F400MK20	217
J6F500MK20	217
J6F600MK20	217
J6F700MM20	217
J6F800MM20	217
J6F900MM20	217

B2_10...

Codice	Pag
Ex.B2J10J5F200MK	
J5F200MK	218
J5F300MK	218
J5F400MK	218
J5F500MK	218
J5F600MK	218
J5F700MM	218
J5F800MM	218
J5F900MM	218

B2_11...

Codice	Pag
Ex.B2J11J5F200MK	
J5F200MK	219
J5F300MK	219
J5F400MK	219
J5F500MK	219
J5F600MK	219
J5F700MM	219
J5F800MM	219
J5F900MM	219

B2_12...

Codice	Pag
Ex.B2J12J5F200MK	
J5F200MK	219
J5F300MK	219
J5F400MK	219
J5F500MK	219
J5F600MK	219
J5F700MM	219
J5F800MM	219
J5F900MM	219

B2_13...

Codice	Pag
Ex.B2J13J5F200MK	
J5F200MK	218
J5F300MK	218
J5F400MK	218
J5F500MK	218
J5F600MK	218
J5F700MM	218
J5F800MM	218
J5F900MM	218

B2_15...

Codice	Pag
Ex.B2J15J5F200MK	
J5F200MK	220
J5F300MK	220
J5F400MK	220
J5F500MK	220
J5F600MK	220
J5F700MM	220
J7F800MM	220
J5F900MM	220

B2_16...

Codice	Pag
Ex.B2J16J5F200MK33	
J5F200MK33	220
J5F300MK44	220
J5F400MK55	220
J5F500MK66	220
J5F600MM77	220
J5F700MM88	220
J5F800MM99	220

B2_17...

STANDARD													
	S	Zincato Sendzimir *Pre-galvanized Sendzimir*	I	Acciaio Inox AISI 304 *AISI 304 Stainless steel*	Y	Acciaio Inox AISI 316L *AISI 316L Stainless steel*	D	Dacromet/ Geomet *Dacromet/ Geomet*	R	Acciaio Ramato *Steel Copper*	S	Rame Stagnato *Copper tinned*
	Z	Zincato a caldo dopo lavorazione *Hot-dip galvanized after manufacture*	J	AISI 304 Decontaminato *AISI 304 Decontamined*	N	AISI 316L Decontaminato *AISI 316L Decontamined*	E	Zincato Elettrolitico *Electrolytic galvanized*	Q	Poliammide o ABS o Gomma *Polyamide or ABS or Rubber*		

Codice	Pag
Ex.B2J17J5F200MK	
J5F200MK	220
J5F300MK	220
J5F400MK	220
J5F500MK	220
J5F600MK	220
J5F700MM	220
J5F800MM	220
J5F900MM	220
B2_20...	
Ex.B2J20J2F300MK	
J2F300MK	225
J3F400MK	225
J4F500MK	225
J5F600MK	225
J6F700MM	225
J7F800MM	225
J8F900MM	225
B2_21...	
Ex.B2J21J2F300MK	
J2F300MK	225
J3F400MK	225
J4F500MK	225
J5F600MK	225
J6F700MM	225
J7F800MM	225
J8F900MM	225
B2_22...	
Ex.B2J22J2F300MK	
J2F300MK	225
J3F400MK	225
J4F500MK	225
J5F600MK	225
J6F700MM	225
J7F800MM	225
J8F900MM	225
B2_30...	
Ex.B2J30J5F200MK	
J5F200MK	221
J5F300MK	221
J5F400MK	221
J5F500MK	221
J5F600MK	221
J5F700MM	221
J5F800MM	221
J5F900MM	221
B2_31...	
Ex.B2J31J5F200MK	
J5F200MK	222
J5F300MK	222
J5F400MK	222
J5F500MK	222
J5F600MK	222
J5F700MM	222
J5F800MM	222
J5F900MM	222
B2_32...	
Ex.B2J32J5F200MK	
J5F200MK	222
J5F300MK	222
J5F400MK	222
J5F500MK	222
J5F600MK	222
J5F700MM	222
J5F800MM	222
J5F900MM	222
B2_33...	
Ex.B2J33J5F200MK	
J5F200MK	223
J5F300MK	223
J5F400MK	223
J5F500MK	223
J5F600MK	223
J5F700MM	223
J5F800MM	223
J5F900MM	223
B2_34...	
Ex.B2J34J5F200MK	
J5F200MK	224
J5F300MK	224
J5F400MK	224
J5F500MK	224
J5F600MK	224
J5F700MM	224
J5F800MM	224
J5F900MM	224
B2_35...	

Codice	Pag
Ex.B2J35J5F200MK	
J5F200MK	224
J5F300MK	224
J5F400MK	224
J5F500MK	224
J5F600MK	224
J5F700MM	224
J5F800MM	224
J5F900MM	224
B2_37...	
Ex.B2J37J1F200MK	
J1F200MK	227
J1F300MK	227
J1F400MK	227
J1F500MK	227
J1F600MK	227
J1F700MM	227
J1F800MM	227
J1F900MM	227
B2_40...	
Ex.B2J40J5F200MK	
J5F200MK	221
J5F300MK	221
J5F400MK	221
J5F500MK	221
J5F600MK	221
J5F700MM	221
J5F800MM	221
J5F900MM	221
B2_41...	
Ex.B2J41J5F200MK	
J5F200MK	223
J5F300MK	223
J5F400MK	223
J5F500MK	223
J5F600MK	223
J5F700MM	223
J5F800MM	223
J5F900MM	223
B2_50...	
Ex.B2I50J3E025K	
J3E025K	217
B2_60...	
Ex.B2I60I5F013M	
I5F013M	228
I5F013P	228
B2_63...	
Ex.B2I63IAF013M	
IAF013M	226
IAF013P	226
B2_64...	
Ex.B2I64I5F013M	
I5F013M	228
I5F013P	228
B2_65...	
Ex.B2I65I5F013M	
I5F013M	228
I5F013P	228
IEF013M	228
IEF013P	228
B2_66...	
Ex.B2I66JXF015M	
JXF015M	229
JXF015P	229
B2_67...	
Ex.B2I67ADB050Q	
ADB050Q	229
A3_98...	
Ex.A3I98AZF200K	
AZF200K	230
AZF300K	230
AZF400K	230
AZF500K	230
AZF600K	230
BZF700M	230
BZF800M	230
BZF900M	230
ACCESSORI VARI / VARIOUS ACCESSORIES	
B2_93...	
Ex.B2S93J3X050MJ02	
J3X050M_02	230
J3X100M_02	230

Codice	Pag
J3X125M_02	230
B2_84...	
Ex.B2I84XXX040M	
XXX040M	231
XXX050M	231
B2_85...	
Ex.B2I85JXG090Q1J02	
JXG090Q1J02	231
JXG090Q1D02	231
JXG090Q1N02	231
B2_90...	
Ex.B2S90JXE050M	
JXE050M	229
B2_98...	
Ex.B2S98J5X150Q	
J5X150Q	230
VITERIA / BOLTS AND SCREWS	
A0Y75C032038	236
A0Y75C038046	236
A0Y75C046051	236
A0Y75C051058	236
A0Y75C058070	236
A0Y75C070083	236
A0Y75C083097	236
A0Y75C096109	236
A0Y75D019024	236
A0Y75D023028	236
A0Y75D027032	236
A0Y75D030035	236
A0Y75D033038	236
A0Y75D036042	236
A0Y75D040046	236
A0Y75D044050	236
A0Y75D048055	236
A0Y75D051058	236
A0Y75D055062	236
A0Y75D059066	236
A0Y75D063070	236
A0Y75D067074	236
A0Y75D071078	236
A0Y75D074082	236
A0Y75D077085	236
A0Y75D082088	236
A0Y75D088096	236
A0Y75D096103	236
D0C10A06X12D	234
D0C10A08X17D	234
D0C10A06X12E	234
D0C10A08X17E	234
D0C13L06X20D	234
D0C13L08X20D	234
D0C13S06X16E	234
D0C13S08X16E	234
D0C16S06D	234
D0C16S08D	234
D0C16S06E	234
D0C16S08E	234
D0C25S06X40E	235
D0C25S08X40E	235
D0C25S08X40D	235
D0C25S08X50D	235
D0C25S06X40Z	235
D0C25S08X40Z	235
D0C27S06X40E	235
D0C27S08X40E	235
D0C27S06X40Z	235
D0C27S08X40Z	235
D0C36L06X18D	235
D0C36S06X12D	235
D0C36S08X17D	235
D0C36L06X18E	235
D0C36S06X12E	235
D0C36S08X17E	235
D0C36L06X18Z	235
D0C36S06X12Z	235
D0C36S08X17Z	235
D0I10A06X12J	234
D0I10A08X17J	234
D0I13S06X16J	234
D0I13S08X16J	234
D0I16S06J	234
D0I16S08J	234
D0I19S06J	235
D0I19S08J	235
D0I36L06X18J	235
D0I36S06X12J	235
D0I36S08X17J	235
D0Q83A06X10X0050	236
D0Q83A10X16X0050	236

Codice	Pag
D0R90S16B40S	236
D0R90S25B40S	236
D0R90S35B40S	236
D0R90S50B40S	236
D0Y10A06X12N	234
D0Y10A08X17N	234
D0Y13L06X20N	234
D0Y13L08X20N	234
D0Y13S06X16N	234
D0Y13S08X16N	234
D0Y16S06N	234
D0Y16S08N	234
D0Y19S06N	235
D0Y19S08N	235
D0Y25S06X40N	235
D0Y25S08X40N	235
D0Y27S06X40N	235
D0Y27S08X40N	235
D0Y36L06X18N	235
D0Y36S06X12N	235
D0Y36S08X17N	235

Codice	Pag

Codice	Pag

STANDARD													
	S	Zincato Sendzimir *Pre-galvanized Sendzimir*	I	Acciaio Inox AISI 304 *AISI 304 Stainless steel*	Y	Acciaio Inox AISI 316L *AISI 316L Stainless steel*	D	Dacromet/ Geomet *Dacromet/ Geomet*	R	Acciaio Ramato *Steel Copper*	S	Rame Stagnato *Copper tinned*
	Z	Zincato a caldo dopo lavorazione *Hot-dip galvanized after manufacture*	J	AISI 304 Decontaminato *AISI 304 Decontamined*	N	AISI 316L Decontaminato *AISI 316L Decontamined*	E	Zincato Elettrolitico *Electrolytic galvanized*	Q	Poliammide o ABS o Gomma *Polyamide or ABS or Rubber*		

CONDIZIONI GENERALI

Il presente catalogo sostituisce e annulla la precedente edizione.

FEMI-CZ S.p.A. si pone quale obiettivo primario l'evoluzione tecnologica e l'ottimizzazione produttiva recependo costantemente le nuove Norme. E' pertanto possibile, senza alcun preavviso, la modifica del contenuto del presente catalogo.
Le immagini sono puramente indicative e possono non corrispondere alla cromaticità dei prodotti.
I dati tecnici, le informazioni e i consigli riportati nel presente catalogo s'intendono corretti e aggiornati al momento in cui vengono redatti.
I dati sono ottenuti da prove statiche eseguite in laboratorio o in altre condizioni verificate e spetta pertanto agli utilizzatori servirsi di tali dati tenendo in buona considerazione le condizioni specifiche esistenti e dell'uso che si intende fare dei prodotti in oggetto.

***Consulenza e Assistenza** - I materiali edili da costruzioni e le condizioni di applicazioni possono variare di caso in caso. Se si ritiene che un materiale base non abbia sufficienti caratteristiche di resistenza per utilizzare un determinato fissaggio, si prega di contattare il nostro Servizio Tecnico-Commerciale.*
FEMI-CZ S.p.A. è in grado di fornire consulenza e assistenza di carattere generale, ma la natura stessa dei prodotti comporta che la responsabilità ultima della scelta del fissaggio idoneo per le applicazioni specifiche spetti necessariamente al cliente. FEMI-CZ S.p.A. declina ogni responsabilità in caso di mancato rispetto della succitata avvertenza.

***Garanzia** - La garanzia sia legale che contrattuale è limitata all'impegno di eliminare nel periodo di garanzia pattuita i difetti dipendenti da cattiva qualità del materiale o da vizi di costruzione con esclusione di ogni responsabilità per danni diretti e indiretti derivanti da detti difetti. La garanzia è strettamente limitata alla sostituzione dei pezzi riconosciuti difettosi e non comporta nessuna altra spesa da parte della Venditrice.*
L'installazione a regola d'arte dei prodotti riportati nel presente catalogo, tramite personale addestrato e specializzato, secondo quanto prescritto dalle norme specifiche e in conformità alle leggi vigenti, è condizione essenziale per la validità della garanzia sulle prestazioni prodotti.

***Copyright** - È vietata la riproduzione di foto, disegni, testi e illustrazioni, nonché la registrazione e/o l'utilizzo in qualsiasi modo e forma dei marchi e dei segni di FEMI-CZ S.p.A. salvo esplicita autorizzazione scritta di quest'ultima.*
Tutti i diritti del presente catalogo sono riservati.

***Foro competente** - Per tutti gli effetti di legge è competente il Foro di Rovigo, senza eccezione e riserve.*

Rovigo, Dicembre 2018

GENERAL CONDITIONS

This catalogue replaces and annuls the previous issue.

FEMI-CZ S.p.A. have as their primary aim the technical evolution and productive optimization, constantly adopting the new norms. Therefore it is possible, with no notification, the modification of the content of this catalogue.
Images are merely indicative and may not correspond to the chromaticity of products.
Technical data, information and advice in this catalogue are to be intended as correct and updated at the moment of their drawing up. Data are obtained from static tests carried out in a laboratory or under other checked conditions and therefore it is up to the users to use these data keeping into the right consideration the specific existing conditions and the use for which the products in question are needed.

***Consultancy and Assistance** - The building materials and the application conditions can vary from case to case. Should you think a base material has not sufficient resistance characteristics to use a certain fastening, please contact our Technical-Commercial Service.*
FEMI-CZ S.p.A. can give advice and assistance of general character, but the nature of the products themselves involves that the last responsibility for the choice of the most suitable fastening for the specific applications is necessarily up to the customer.
FEMI-CZ S.p.A. decline every liability in case of non-respect of the above warning.

***Guarantee** - The guarantee, both legal and contractual, is limited to the engagement to eliminate in the agreed guarantee period the defects depending on the bad quality of the material or on construction faults with the exclusion of any responsibility for direct and indirect damages deriving from these defects. The guarantee is strictly limited to the replacement of the pieces recognized as defective and does not involve any other expense on the Vendor's side.*
The perfect installation of the products shown in this catalogue, made by trained and specialized personnel, according to what prescribed by the specific norms and in conformity with the laws in force, is an essential condition for the validity of the guarantee on the performances of the products.

***Copyright** - The reproduction of pictures, drawings, texts, illustrations and also the registration and/or use in any way and form of the trademarks and signs of FEMI-CZ S.p.A. is forbidden, unless specifically authorized in writing by the vendor.*
All rights of this catalogue are reserved.

***Competent court** – For all the law purposes the Court of Rovigo is competent, without exceptions and reservations.*

Rovigo, December 2018

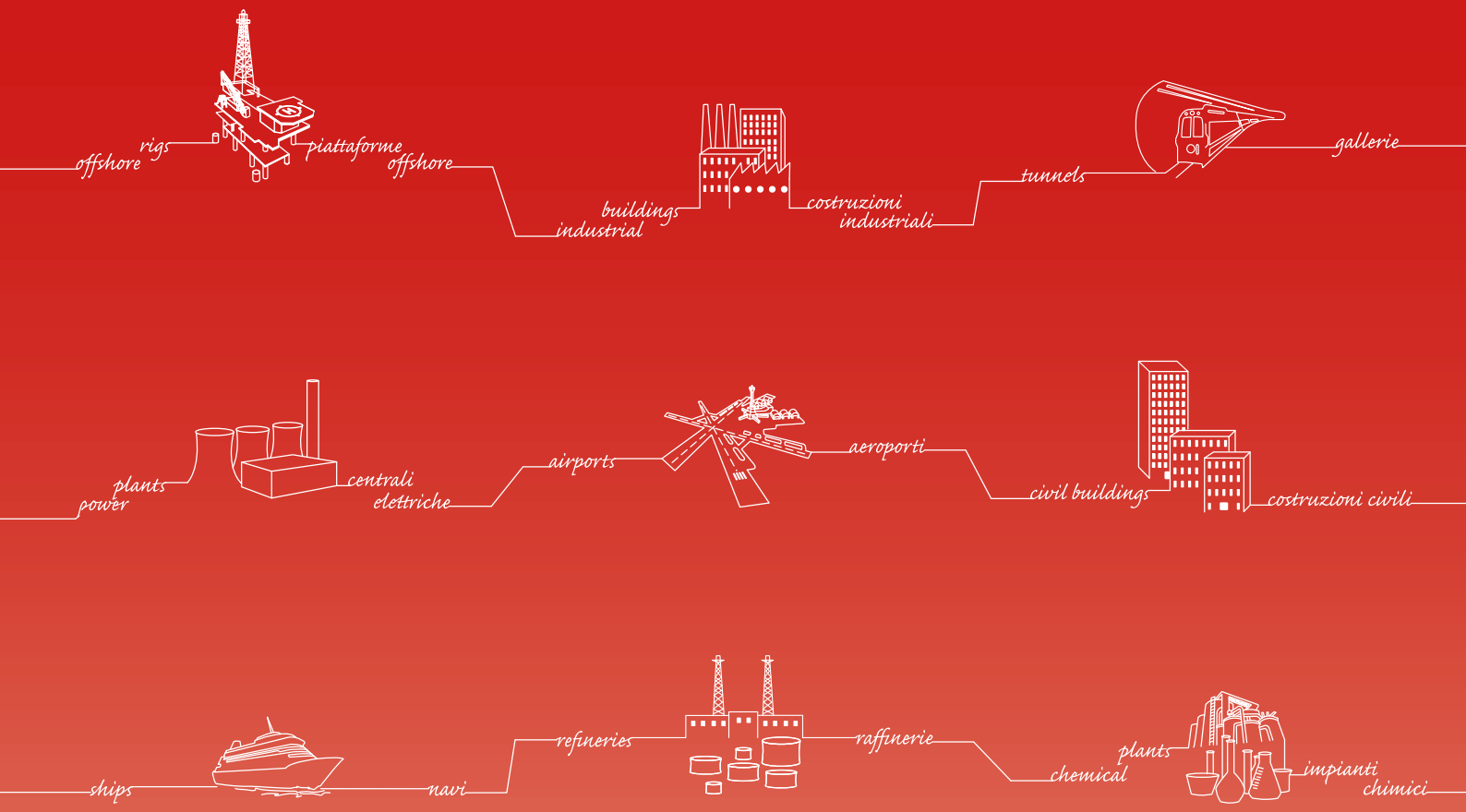

FEMI-CZ

SISTEMI PORTACAVI - CABLE TRAY SYSTEMS

FEMI-CZ S.p.A. - Viale del Lavoro, 16 - 45100 Rovigo (Italy)
Tel. +39.0425.470711 - Fax +39.0425.475447 - Skype femi-cz
Web: www.femicz.it - Email: femicz@femicz.it

pdf

version 4.0