

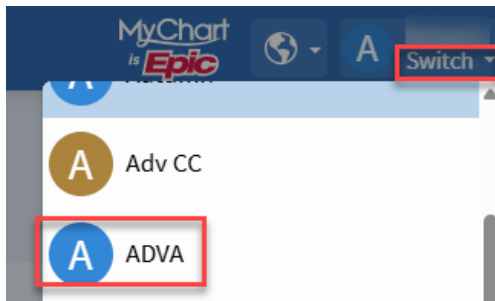


You can access and print your child’s official immunization record through MyChart. This record is generated from Epic and follows the Colorado Department of Public Health and Environment (CDPHE) format, which is accepted by most schools, daycares, and other organizations.

Note: These instructions are based on the desktop version of MyChart. The steps may look slightly different on a mobile device, but the process is generally the same.

### How to Print or Download an Immunization Record in MyChart

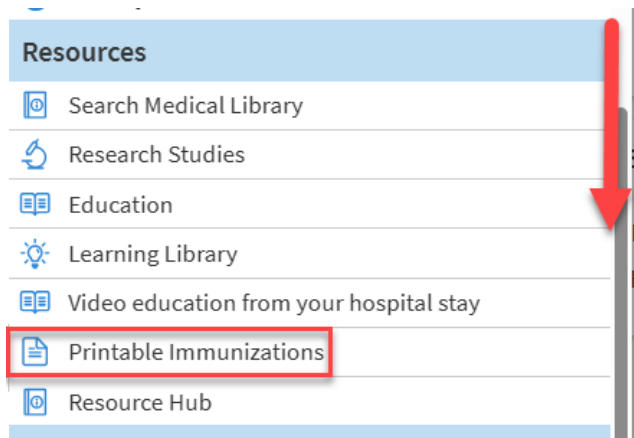
1. Log in to your MyChart account
2. Select the patient by clicking ‘Switch’ in the upper right corner




3. Click the [Menu] button in the upper left corner



4. Scroll down and select ‘Printable Immunization Report’



- Click the [Print] icon  in the upper right corner
- The immunization report will be generated and displayed on your screen

## Report (ADVA)

COLORADO LAW REQUIRES THAT THIS FORM BE COMPLETED FOR EACH STUDENT ATTENDING COLORADO SCHOOLS

|                                 |                           |
|---------------------------------|---------------------------|
| Name: <b>ZZTEST,</b> [REDACTED] | Date of Birth: [REDACTED] |
| Parent/Guardian _____           |                           |

**APPROVED ALTERNATE CERTIFICATE OF IMMUNIZATION-CDPHE AUGUST 2017**

|       | Vaccine                                    | Enter the month, day and year each immunization was given |
|-------|--|---|
| Hep B | Hepatitis B                                | [REDACTED]  |
| DTaP  | Diphtheria, Tetanus, Pertussis (pediatric) | [REDACTED]  |
| DT    | Diphtheria Tetanus                         | [REDACTED]  |

- Choose to either print the report or save it as a PDF using Microsoft Print to PDF or Adobe PDF, depending on your preference.