

# Rotary Tillers



RT30 Series • RT30R Series

# Rotary Tillers that turn your tractor into the workhorse it was built to be.


The Frontier RT30 Series Rotary Tillers deliver the kind of tilling power you're looking for at an affordable price. Available in two different operational styles – forward-rotating tines and reverse-rotating tines – these rotary tillers give you flexibility in matching the ground-churning results you need for your situation. And to top things off, all the rotary tillers in this series are gear-driven with the drive mechanism completely encased and protected from dirt, dust, and water. The gear-drive also provides increased torque during ground contact, making them especially suitable for working on untilled ground and other tough soil situations. A slip clutch protects the drive system from overloading when working tough soil.

These rotary tillers are available in four working widths including 42, 49, 62, and 73 inches (107, 124, 157, 185 cm), are Limited Cat. 1 and/or Cat. 1 compatible and iMatch Quick Hitch compatible. The RT3073 is also Cat. 2 and Quick Hitch compatible. Six, heat-treated tines per flange cut through tough soil and residue and are perfect for use in garden and farming applications, as well as other professional environments.


Frontier Rotary Tillers are backed with a one-year comprehensive warranty, a 3-year gear box warranty<sup>1</sup> and one of the best dealer networks in the industry -- John Deere. To help you choose the right Frontier Rotary Tiller, talk to your John Deere dealer, your exclusive distributor of Frontier Equipment.

**Choose forward or reverse tine to suit your operation.**

## Forward Rotary Tiller



Reverse tines turn in the opposite direction your tractor is moving. Forward-rotation tines turn in the same direction as the tractor. The direction in which the tines rotate affects how aggressively they dig into soil. And you can actually see the difference when two different rotary tillers – reverse tine and forward tine – are used here under the same soil conditions. Typically, when using a reverse tine rotary tiller, tractor speed needs to be slightly slower.



Forward Rotary Tiller



Reverse Rotary Tiller  
3 Inches Deep

Forward Rotary Tiller

2 Inches Deep



## Reverse Rotary Tiller



Reverse Rotary Tiller






**Gear Drive** delivers more torque and are a bit heavier than chain drive tillers.

A **parking stand** comes standard with every model so you can store your RT30 Series Rotary Tiller in an upright position, ready for hookup.



**Adjustable Skid Shoes** let you set the tilling depth to accommodate the needs of your project.



Forward Rotary Tiller



Reverse Rotary Tiller



**Helical Rotor Design** decreases the tractor horsepower required to operate these rotary tillers.



**iMatch® Compatible**

All RT30 Series are iMatch® and/or Quick Hitch compatible, making attaching and unhooking as fast and easy as possible.

**Tapered Tailgate T**

Removes tracks from the tiller to achieve a uniform tilled finish.



# Rotary tillers packed with power.

## Specifications

Model	RT3042	RT3049	RT3062	RT3073
Working width	42 in. (1.07 m)	49 in. (1.24 m)	62 in. (1.58 m)	73 in. (1.85 m)
Tractor PTO hp (minimum-maximum)	15 - 35 hp (11.2 - 26.0 kW)	18 - 35 hp (13.4 - 26.0 kW)	24 - 60 hp (7.92 - 44.6 kW)	30 - 60 hp (22.4 - 45 kW)
Depth control	Adjustable skid shoes	Adjustable skid shoes	Adjustable skid shoes	Adjustable skid shoes
Weight	492 lb. (223 kg)	540 lb. (245 kg)	672 lb. (305 kg)	747 lb. (339 kg)
Gearbox speed	Single	Single	Single	Single
Side drive	Gear	Gear	Gear	Gear
Tractor PTO speed	540 rpm	540 rpm	540 rpm	540 rpm
Hitch compatibility	Limited Category 1 / Category 1	Limited Category 1 / Category 1	Category 1	Category 1/ Category 2
Offset	NA	NA	NA	NA
Maximum working depth	7 in. (17.7 cm)	7 in. (17.7 cm)	8 in. (20.3 cm)	8 in. (20.3 cm)
Blade type	C	C	C	C
Blade per flange	6	6	6	6
Rotor flanges	5	6	8	9
Rear door support	Chain	Chain	Chain	Chain
Warranty*	1 year / 3 year gear box	1 year / 3 year gear box	1 year / 3 year gear box	1 year / 3 year gear box



If we don't have it, you probably don't need it.

Frontier has more than 400 implements that help turn your tractor into the workhorse it was built to be. And they're only available from your John Deere dealer, the place to go for advice and equipment.

Model: Reverse Tillers	RT3042R	RT3049R	RT3062R	RT3073R
Working width	42 in. (1.07 m)	49 in. (1.24 m)	62 in. (1.58 m)	73 in. (1.85 m)
Tractor PTO hp (minimum-maximum)	15 - 35 hp (11.2 - 26.0 kW)	18 - 35 hp (13.4 - 26.0 kW)	24 - 60 hp (17.9 - 44.6 kW)	30 - 60 hp (22.4 - 45 kW)
Depth control	Adjustable skid shoes	Adjustable skid shoes	Adjustable skid shoes	Adjustable skid shoes
Weight	505 lb. (229 kg)	556 lb. (252 kg)	690 lb. (313 kg)	769 lb. (349 kg)
Gearbox speed	Single	Single	Single	Single
Side drive	Gear	Gear	Gear	Gear
Tractor PTO speed	540 rpm	540 rpm	540 rpm	540 rpm
Hitch compatibility	Limited Category 1 / Category 1	Limited Category 1 / Category 1	Category 1	Category 1/ Category 2
Offset	NA	NA	NA	NA
Maximum working depth	7 in. (17.7 cm)	7 in. (17.7 cm)	8 in. (20.3 cm)	8 in. (20.3 cm)
Blade type	C	C	C	C
Blade per flange	4	4	6	6
Rotor flanges	5	6	8	9
Rear door support	Chain	Chain	Chain	Chain
Warranty*	1 year / 3 year gear box	1 year / 3 year gear box	1 year / 3 year gear box	1 year / 3 year gear box

\*1 year comprehensive warranty and a 3 year gear box warranty. Hour and/or usage limitations may apply. See Warranty for new John Deere Agricultural Equipment or contact your local dealer for details.



Note: models/items may not be exactly as shown.

This literature has been compiled for worldwide circulation. While general information, pictures and descriptions are provided, some illustrations and text may include finance, credit, insurance, product options and accessories NOT AVAILABLE in all regions. PLEASE CONTACT YOUR LOCAL JOHN DEERE DEALER FOR DETAILS. Frontier Equipment reserves the right to change specifications, design and price of products described in this literature without notice. John Deere, the leaping deer symbol, and John Deere's green and yellow trade dress are the trademarks of Deere & Company. Copyright 2020, Frontier Equipment.

U.S.A.  
Canada

[www.BuyFrontier.com](http://www.BuyFrontier.com)  
[www.BuyFrontier.ca](http://www.BuyFrontier.ca)