



**Year 2 Homework Menu – Summer 1A**




**Core Home Learning Activities**

These **essential** activities help children to develop the skills they need to access the whole curriculum.

<p><b><u>READING</u></b> Read as often as possible <i>(3X per week is our goal)</i></p> <p>Remember to log each read on ‘Boom Reader’!</p>	<p><b><u>PHONICS &amp; SPELLING</u></b> Access your current phonics learning via your QR code</p> <p>Practice the spelling of your latest ‘Tricky Words’ from your Spelling Log</p>	<p><b><u>MULTIPLICATION TABLES</u></b> Log onto ‘Numbots’ or ‘Times Tables Rock Stars’ as often as possible <i>(3X per week is our goal)</i></p> <p>Pick a game and raise your stats!</p>	<p><b><u>MY MATHS</u></b> Log onto <a href="https://www.mymaths.co.uk/">https://www.mymaths.co.uk/</a> after each maths unit* Complete the work set</p> <p><small>*Your teacher will tell you when the work is available</small></p>
--	---	---	--

**Wider Home Learning Activities**

These activities help children to apply and extend the skills they learn across the curriculum.

Writing tasks (English/History/Geography Links)	STEM Tasks (Maths/Science/DT Links)	Social & Creative tasks (Art, Music, RE, PSHE, PE links)
<p><b><u>Science/English</u></b> Write sentences about growing plants using these words: <b>Seed/bulb, root, stem, leaves, grow, light, water, warmth.</b></p>	<p><b><u>Science/DT</u></b> Go on a tree hunt. Find and draw 2 trees you think are deciduous and 2 you think are evergreen. <i>(Deciduous trees lose their leaves in the autumn every year. Evergreen trees have green leaves all year round)</i></p>	<p><b><u>Art</u></b> Choose one of the following (you could find a real one or look online). Look at it really carefully try and draw a detailed observational drawing. *Seed Pod * Leaf * bud *blossom * flower * bark * fruit *petal</p>
<p><b><u>History</u></b> Write a fact file about Queen Victoria. Who was she? When was she Queen? Who did she marry? How many children did she have? What other interesting facts can  you find out about her?</p>	<p><b><u>Maths:</u></b> Fractions poster Can you make a poster to show what each of these fractions of a shape look like</p> <ul style="list-style-type: none"> <li>• One Half</li> <li>• One Quarter</li> <li>• One Third</li> <li>• Two Quarters</li> <li>• Three Quarters</li> </ul>	<p><b><u>PSHE</u></b></p>  <p>Look at this picture and think about what each child is thinking.</p>
<p><b><u>English -</u></b> Imagine you met an alien from Mars who wants to learn to grow a plant. Write him a set of instructions telling him how to grow a plant of your choice. <b>Remember to include an introduction, numbered steps and bossy words (like get, plant, water)</b></p>	<p><b><u>DT Build your own greenhouse</u></b> Can you make a greenhouse out of plastic cups? Plant some seeds and see how they grow. Idea: <a href="https://outsidetheboxhomeschoolers.wordpress.com/2014/07/04/stem-activity-mini-greenhouses/">https://outsidetheboxhomeschoolers.wordpress.com/2014/07/04/stem-activity-mini-greenhouses/</a> </p>	<p><b><u>Music</u></b> Learn a song that you would like to perform to the class. You could write some of the lyrics in your book as well as a few sentences to explain what you like about it.</p>