



QUALITY PRODUCTS & GOOD SERVICE AT A REASONABLE PRICE



30+
YEARS OF
EXPERIENCE

2020



MISSION STATEMENT

To build a quality product and provide good service at a reasonable price.



WARRANTY

At Stoltzfus MFG, we stand behind all the products we sell. Our goal is complete customer satisfaction.

SKID LOADER ATTACHMENTS



78" Grapple Bucket or Rock Bucket

We field tested it on rocks, cut firewood, logs, brush clearing, soil prep, demolition, wood scraps, metal salvage, pen-pack manure, bunker silage, mushroom soil, shredded newspaper, wood shavings, and even stacked topsoil.

- Additional sizes available
- Ultra tough hoses that are wrapped in hose protector
- All pivot points are greasable
- Easy access to hydraulic hoses
- Reversible end plate add-on, for added material handling capacity.



Optional 1/2" x 12" AR400 cutting edge.



Bale Spear • 34" Spear



Bale Grabber



90 degree quick couplers and a tension spring keep hoses away from pinch points.

STOLTZFUS BALE WAGONS


Stoltzfus Heavy Duty Bale Wagons

- Heavy-duty 2" and 1" square tube
- Extra wide 48" side openings
- Rear gate swings 270° and hooks to the side
- Quick latches on side and rear gates
- Extra high 36" front gate
- Steel frame bed with pressure-treated or heavy-duty mesh floor
- Lengths — 18', 20', and 24'
- Full 102" wide
- Adjustable front bar

AVAILABLE IN
FLATBED OPTION



Optional heavy-duty
steel mesh floor




Stoltzfus bale bodies are
available with flare top


DUTCH BROTHERS BALE WAGONS

Dutch Brothers Heavy-Duty Bale Wagons

- Unique rear unloading design
- Quick latches on front, side, and rear
- Extra wide 48" side openings
- Adjustable front cross bar
- All steel frame bed with pressure-treated or heavy-duty mesh flooring
- Lengths — 18' and 22'
- Full 102" wide
- All sizes available in flatbeds



AVAILABLE IN
FLATBED OPTION



Optional round bale supports available on all flatbeds

SLANT BAR FEEDER WAGONS



- Heavy-duty schedule 40 pipe construction
- All sheet metal is 7-gauge ($\frac{3}{16}$ "). Rolled pan bottoms have no corners to rust out and will last at least twice as long as 12-gauge
- Cost-effective way of feeding cattle in meadows or feed lots
- Standard with self-latching pull-out tongue
- To clean it out — flip it over!
- Heavy-duty gooseneck braced with schedule 40 pipe
- Allows cattle to feed from all 4 sides
- Full width axle
- Holds 5' round bales
- Lengths — 16' to 32'
- **Available on 4 wheels or skids**



Tongue can be fastened in the upright position



- 2-wheeled feeders also available
- Self-contained jacking system also allows tongue to store in the upright position



Optional rear gate with full length bale support pipes

DOUBLE WIDE FEEDER WAGONS

Double-wide Feeder

- Center ridge to divert feed to the outside
- Hay basket feeds round or square bales to minimize waste
- To clean it out — flip it over!
- Lengths — 8' to 28'



Front gate allows easy access to inside of feeders




Headlock Feeder

- Heavy-duty schedule 40 pipe construction
- Spring loaded quick release uprights have 4 positions and are easily released in the event of a down animal
- Release them all, or climb in and release one at a time
- Lengths — 8' to 32'



Skid option available on all feeders



New style double-swinging headlock with down cow release

MORE FEEDERS OPTIONS



Skid Feeders

- 30" Wide Fenceline feeders
- Available in 16' or 24' length
- Also available without slant bars
- Custom size and lengths available



5,5x10" Feeder with Roof
Side Swinging Gate



- 4x24 feeder on 4 wheels with formed 12 ga. bottom
- Very economical for the hobby farmer
- 1" and $\frac{3}{4}$ " #40 pipe construction
- Flat bottom shovels out easily



3x6 or 3x10 feeder on skids with hay rack for
small bales (18" or 30" neck rail height)



7 round bale feeder with loops or slant
bars (also available with slant bars for
cattle)


BALE ELEVATORS



Hitch swings out of the way.



Optional bale chute.



- Create any length from 16 to 40' in 4' increments
- 1/2 or 3/4 horse motors available
- Heavy-duty transport kit
- Optional bale chute
- Optional mow hangers
- New and improved motor mounting system

SIDE STEP HAY RIDE WAGONS



Shown with optional canopy — keep sun off your head

24' Side Step Hay Ride Wagon



Low profile people mover



Step folds down for easy loading.



Optional End Bench

- Side step allows for pulling hayrides in tandem
- Higher quality 2x6s for seating areas
- Safety chain at steps
- All hayrides come with SMV symbol
- Red and green plus custom colors

- Our hayrides come with our 8-ton gear on new 11L15 flotation tires.
- Lengths — 18', 20', and, 24'
- 102" wide
- Custom sizes available

REAR STEP HAY RIDE WAGONS

20' Rear Step Hay Ride Wagon



- All hayrides are also available as horse drawn with a stage coach style front
- Electric brakes available
- Bottom step folds up out of the way



Custom color options

16' Hayride wagon with 6-ton gear holds 20-28

18' Hayride wagon holds 25-40

20' Hayride wagon holds 28-45

24' Hayride wagon holds 32-50



Center bench option



Optional Light Kit



Horse-drawn hay ride wagon. Stage coach style front option.



Rear step folds down for easy loading.

SINGLE AXLE GEARS

8 Ton Running Gear 10 Ton Running Gear

- New style steering with tighter turning radius
- Tight turning radius
- Automotive style steering with tapered roller bearings on center pivot
- Double pole construction up to three times stronger than single pole gears
- Adjustable self latching tongue also adjusts to a total of three positions
- 38" and 42" bolster spacings
- Four wheel model available in 8, 10 and 15 tons
- Wide track options available
- No sway at highway speeds



15 Ton Running Gear



Tight turn detail



Optional spring kit

TANDEM GEARS



- Walking tandem for smooth handling through rough fields
- 12-ton gear (6 bolt hubs)
- 14-ton gear (8 bolt hubs)
- Wide track options available

12 and 14 Ton Tandem Running Gear



Tight turning detail



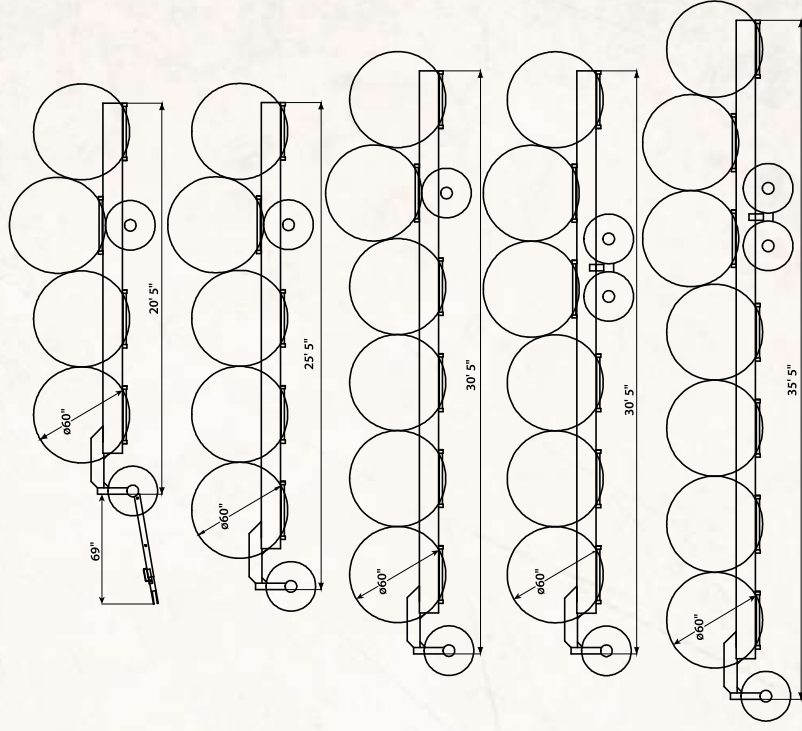
22 Ton Running Gear

BALE CARRIERS



Tandem low profile bale carrier

- Heavy-duty 12x6x1/4" main tube and 3x2x3/16" cross tube construction
- Designed to load and unload with a 3 point bale spear
- 10 and 12 ton capacity
- Available for 4', 5' and 6' diameter bales
- Available in 8 to 14 bale




32' Bale Carrier with 22 Ton Gear

BALE CARRIER

TIRE OPTIONS

25' Adjustable bale carrier



Bale carrier with rub rail



- Adjustable 2"x3" tube cross bars for any size round or square bale, are slanted slightly in for making a better stack
- 2"x8" channel stringers and 3"x2x³/₁₆" tube
- Heavy-duty round bale supports at front and back of wagon
- Arms flip 180 degrees for holding big square bales out over the front and rear of the wagon, extending it
- Lengths – 20', 25', and 30'

16x6 with used tires
16x8 with used tires



BKT 380/55R16.5 tire mounted on 16.5x12 8 bolt rim



445/50 x 22.5 Super Single Tire mounted on 22.5x13 8 bolt rim



11L15 8 ply tire mounted on 15x8 rim



12.5L15 10 ply tire on 15x10x6 bolt rim

12.5L15 12 ply tire on 15x10x6 bolt rim

12.5L15 10 ply tire on 15x10x8 bolt rim

12.5L15 12 ply tire on 15x10x8 bolt rim

TIRE OPTIONS

Shipping Options



STOLTZEUS
M F G

540 White School Road
Honey Brook, PA 19344
610-273-3603