



Deacons of the Month

Grant Staton
Ben Winslow
Annette Fleming

First Baptist Church
1015 Church Street
P. O. Box 539
Scotland Neck, NC
252-826-3911 (phone)
252-826-0924 (fax)

Email:
snbaptist@embarqmail.com

Website:
www.fbcscotlandneck.org

Schedule of Services
Sunday School...9:30 a.m.
Worship...11:00 a.m.

Wednesday Supper
6:00 p.m.

Suspended for the summer
(reservation required)
6:30 p.m.
Bible Study





Committee Meetings
7:30 p.m.



June

National Adopt a Cat Month



Sun	Mon	Tue	Wed	Thu	Fri	Sat
	1 6:30 p.m. Brotherhood Supper	2	3 6:30 pm Bible study with Elba Cherry	4 Hug Your Cat Day	5 	6 <i>National Gardening Exercise Day</i>
7 <i>Graduate Sunday</i> 9:30 am Sunday School 11:00 am Worship	8 <i>Best Friends Day</i>	9 	10 6:30 pm Bible study with Elba Cherry 7:30 pm Finance Committee	11	12	13
14 <i>Flag Day</i> 9:30 am Sunday School 11:00 am Worship	15 VBS@FBCSN Monday through Thursday, 9:00—noon <i>Illumination Station</i>	16	17 6:30 pm Bible study with Elba Cherry 7:30 pm Deacons' Meeting	18	19 <i>National Kissing Day</i>	20
21 <i>Father's Day</i> 9:30 am Sunday School 11:00 am Worship	22	23 <i>International Widows Day</i>	24 6:30 Bible Study with Elba Cherry 7:30 pm Church in Conference	25	26	27 
28 9:30 am Sunday School 11:00 am Worship	29 	30				

WORDS THAT HONOR DAD!

Create this artwork to show your love and appreciation for your dad or another special man this Father's Day.



What you need:

- A white painting canvas, foam-core board or poster board
- Letter stickers or letter stamps

What you do:

1. Using the letters, spell out words that describe your dad's character (loving, honest, godly, etc.) and/or his roles (protector, provider, mentor, etc.).
2. Arrange the words in a crossword-style design, placing them both horizontally and vertically.
3. Once you're happy with the layout, stick the words onto the canvas or board.
4. Decorate the canvas as you like, then present it as a meaningful reminder of your love and appreciation for who he is.

READ YOUR BIBLE EVERY DAY

1. Psalm 23:1
2. Isaiah 40:31
3. Philippians 4:13
4. Jeremiah 29:11
5. Proverbs 3:5-6
6. Matthew 6:33
7. Romans 8:28
8. 1 Thessalonians 5:16-18
9. Psalm 37:4
10. James 1:5
11. Psalm 46:10
12. Isaiah 43:19
13. John 14:27
14. Proverbs 16:9
15. Galatians 6:9
16. Psalm 34:8
17. Matthew 5:14
18. Isaiah 41:10
19. 1 Peter 5:7
20. Psalm 121:1-2
21. Colossians 3:23
22. Hebrews 13:8
23. Psalm 18:2
24. Joshua 1:9
25. Romans 12:2
26. Micah 6:8
27. Psalm 119:105
28. Proverbs 4:23
29. John 15:5
30. Ephesians 3:20



May we be conscious of God’s work in our lives and continue to draw strength from His Word as June progresses. This is an opportunity to share the light of Christ with people around us in addition to experiencing personal rejuvenation. Knowing that God is in charge and guiding us on a road of righteousness and blessing allows us to face each day with hope, joy, and trust when we keep His promises at the forefront of our thoughts and hearts. May we be conscious of God’s work in our lives and continue to draw strength from His Word as June progresses. This is an opportunity to share the light of Christ with people around us in addition to experiencing personal rejuvenation. Knowing that God is in charge and guiding us on a road of righteousness and blessing allows us to face each day with hope, joy, and trust when we keep His promises at the forefront of our thoughts and hearts.


RECIPE OF THE MONTH

Bahn Mi

Serves: 2

This Vietnamese sandwich is made with chicken and pickled vegetables.

- 1/2 C rice vinegar
- 1/4 C white sugar
- 1/4 C water
- 1/2 C matchstick-cut carrots
- 1/4 C peeled and matchstick-cut daikon radish
- 1/4 C thinly sliced white onion



- 1 Skinless, boneless chicken breast half
- 1 pinch garlic salt
- Ground black pepper to taste

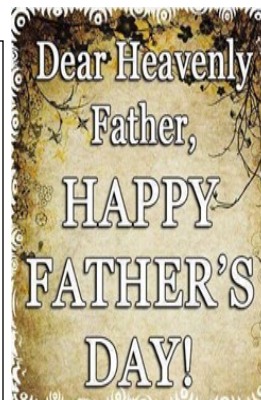
- 1 12-inch French baguette
- 4 Tb mayonnaise
- 1/4 C thinly sliced cucumber
- 1 Tbl fresh cilantro leaves
- 1 small jalapeno pepper, cut into 1/16 inch thick matchsticks
- 1 lime wedge

Combine rice vinegar, sugar and water in a saucepan. Bring to a boil over medium heat, stirring until sugar dissolves, about 1 minute. Allow to cool. Place vegetables in a bowl and cover with cooled vinegar mixture. Let marinate at least 30 minutes or several hours.

Sprinkle chicken breast with garlic salt and pepper. Broil, turning once, until browned and no longer pink in the center, about 6 minutes per side.

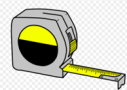
Cut chicken into bite sized pieces. Slice baguette in half lengthwise. Pull out soft center, leaving a cavity for the fillings. Lightly toast the baguette under the broiler, 2—3 minutes. Drain the liquid from vegetables.

Assemble sandwich: spread half of the toasted baguette with mayonnaise. Layer chicken on the bottom half of the bread. Top with cucumber, drained pickled vegetables, cilantro, and jalapeno. Squeeze lime wedge over fillings and cover with the top of the baguette. Cut into two 6-inch sandwiches to serve.



10 Fun Ways to Spend Fathers’ Day as a Family

1. Play golf or mini-golf.
2. Go to a baseball game.
3. Go bowling.
4. Go fishing.
5. Play catch in the backyard.
6. Visit a historic site.
7. Go for a bike ride.
8. Build something together
9. Take a hike
10. Have a “pizza-and-a-movie” night.



The first patent for a **steel tape measure** was granted in 1829 in Britain to a man named James Chesterman. Chesterman made “flat wire,” a material used to create crinoline hoop skirts, which had recently fallen out of fashion. To pivot his business, Chesterman began manufacturing tape measures that were contained in a donut-shaped leather case. The next tape measure innovation came from an American named Alvin J. Fellows, who patented the spring-click tape measure in 1868. His design allowed the user to lock the tape measure when it was extended. The tape measure was expensive, however, and didn’t catch on right away. In fact, it took until the mid-20th century for the tape measure to overtake the folding wooden carpenter’s ruler.

Puzzle!

A Father's Love

Directions: Match the biblical children to their father, using the clues by the father's name. Then write the corresponding letter on the lines to complete the Bible verse below.

Shem, Ham & Japheth = M	John the Baptist = N
Solomon = O	Jacob & Esau = A
Jonathan = I	Cain, Abel & Seth = O
Jesus = C	Reuben, Simeon, Levi, Judah, Issachar,
Rachel & Leah = S	Zebulun, Joseph, Benjamin, Dan, Gad,
Isaac & Ishmael = P	Naphtali, Asher & Dinah = S

- God: "This is my Son, whom I love; with him I am well pleased." _____
- Adam: God gave him another son because the older killed the younger. _____
- Noah: His sons were blessed and told to multiply and replenish the earth. _____
- Abraham: God promised he would be a father of many nations. The Jews and Arabs descend from these two sons. _____
- Isaac: His older son sold his birthright, and his younger son tricked Isaac and received the blessings for the firstborn. _____
- Laban: He had two daughters; the older was tender-eyed and the younger was very beautiful. Both married Jacob. _____
- Jacob: Two wives and two handmaids gave him 12 sons and a daughter. _____
- Saul: His son was David's best friend. _____
- David: He had many children, but one was known for his wisdom, for having many wives and for building God's temple. _____
- Zechariah: His son, a cousin of Jesus, was born to be a messenger of repentance. _____

As a father has _____ on his children, so the LORD has _____ on those who fear him. *Psalm 103:13, NIV*

