

Public Hearing

February 23, 2026



Board of Trustees

Juan J. Ramos, Jr. - President

Berenice Martinez – Vice President

Yadira Flores - Secretary

Maria Acosta – Treasurer

Janie Sarmiento

Agapito Perez

Paola Candanoza

Sergio Coronado

Superintendent

**“Students will be inspired to search,
discover, experience, and apply knowledge in a safe creative environment”**

**NOTICE OF MEETING OF THE BOARD OF TRUSTEES OF THE
PROGRESO INDEPENDENT SCHOOL DISTRICT**

Notice is hereby given that a **PUBLIC HEARING** concerning the proposed adoption, by the Board of Trustees of the Progreso I.S.D. Progreso ISD State Compensatory will be held on the **23rd of February 2026 at 6:00 p.m.** at the Administration Office, Conference Room, Progreso, Texas, at which time the following agenda items will be discussed.

- A- Call meeting to order**
A1 2024-2025 Texas Academic Performance Report (TAPR)

- B- Public Comments on the following**
B1 2024-2025 Texas Academic Performance Report (TAPR)

- C- Board Discussion on the following**
C1 2024-2025 Texas Academic Performance Report (TAPR)

D- Adjournment of Public Hearing

Dated this 17th day of February 2026 – Progreso Independent School District

By: _____, Superintendent

I, the undersigned authority, hereby certify that the above Notice of Meeting of the Board of Trustees of the above-named school district is a correct copy of the Notice and that I posted the Notice on the bulletin board for public notices in the district's Central Administrative office located at 600 N Business Farm Rd. 1015, Progreso, Texas, on the 17th day of February 2026 at 5:00 P. M.

Persons with disabilities who plan to attend this meeting and who may need auxiliary aids or services such as interpreters for persons who are deaf or hearing impaired, readers, large print or Braille, are requested to contact us at (956) 565-3002 one day prior to the meeting so that appropriate arrangements can be made.

Dated this 17th day of February 2026 – Progreso Independent School District

By: _____, Superintendent

SUBJECT: Public Hearing for the 2024-2025 Texas Academic Performance Report TAPR

PRESENTER

Claudia Coronado, Director

BACKGROUND INFORMATION

The Texas Academic Performance Report (TAPR), produced annually by the Texas Education Agency (TEA), provides a comprehensive overview of district and campus performance, including student achievement, demographics, staffing, and program information. State law requires school districts to hold a public hearing to review and discuss the TAPR findings with the community.

ADMINISTRATIVE CONSIDERATIONS

The Board is required to conduct a public hearing to review the Texas Academic Performance Report (TAPR) in compliance with state law. This item is presented for discussion and community input; no board action is required. The report will be made available to the public following the hearing in accordance with statutory requirements.

FUNDING SOURCE AND AMOUNT

NA

RECOMMENDATION:


NA

CONTACT PERSON (S)

Claudia Coronado, Director

**Progreso ISD
Texas Academic Performance
Report
(TAPR)**

2024-2025



Texas Academic Performance Report (TAPR)

The performance section of the TAPR shows STAAR performance in the following ways:

- Participation Rate
- Attendance Rate
- Annual Dropout
- Graduation Rates
- CCMR Related indicators
- Student Information
- Staff Information

2025 Special Education Determination Status:

- **Meets Requirements**



Accessing the TAPR Report

1

<https://rptsvrl.tea.texas.gov/perfreport/tapr/2025/index.html>

2


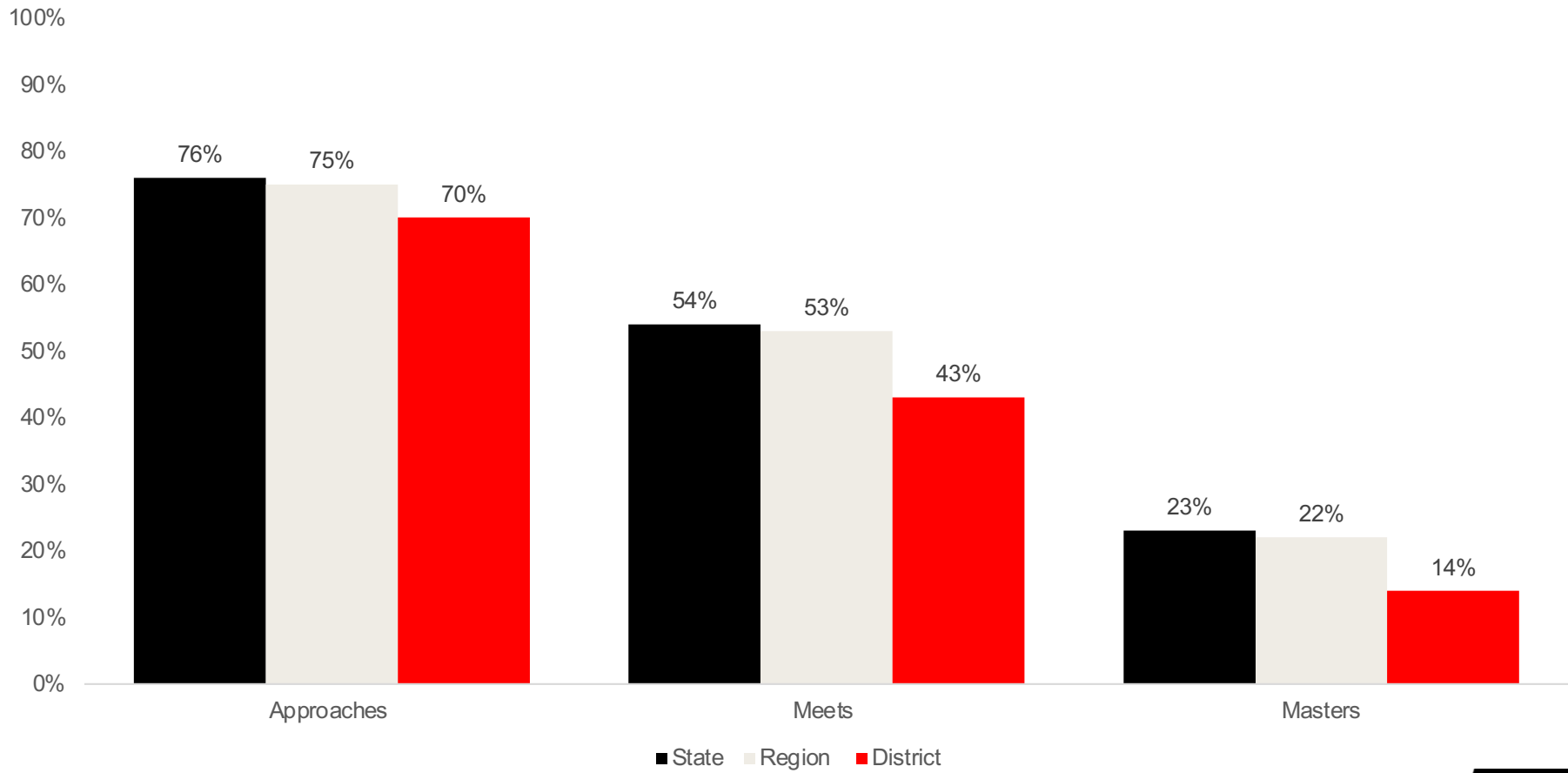
www.progresoedu.net/tapr

3

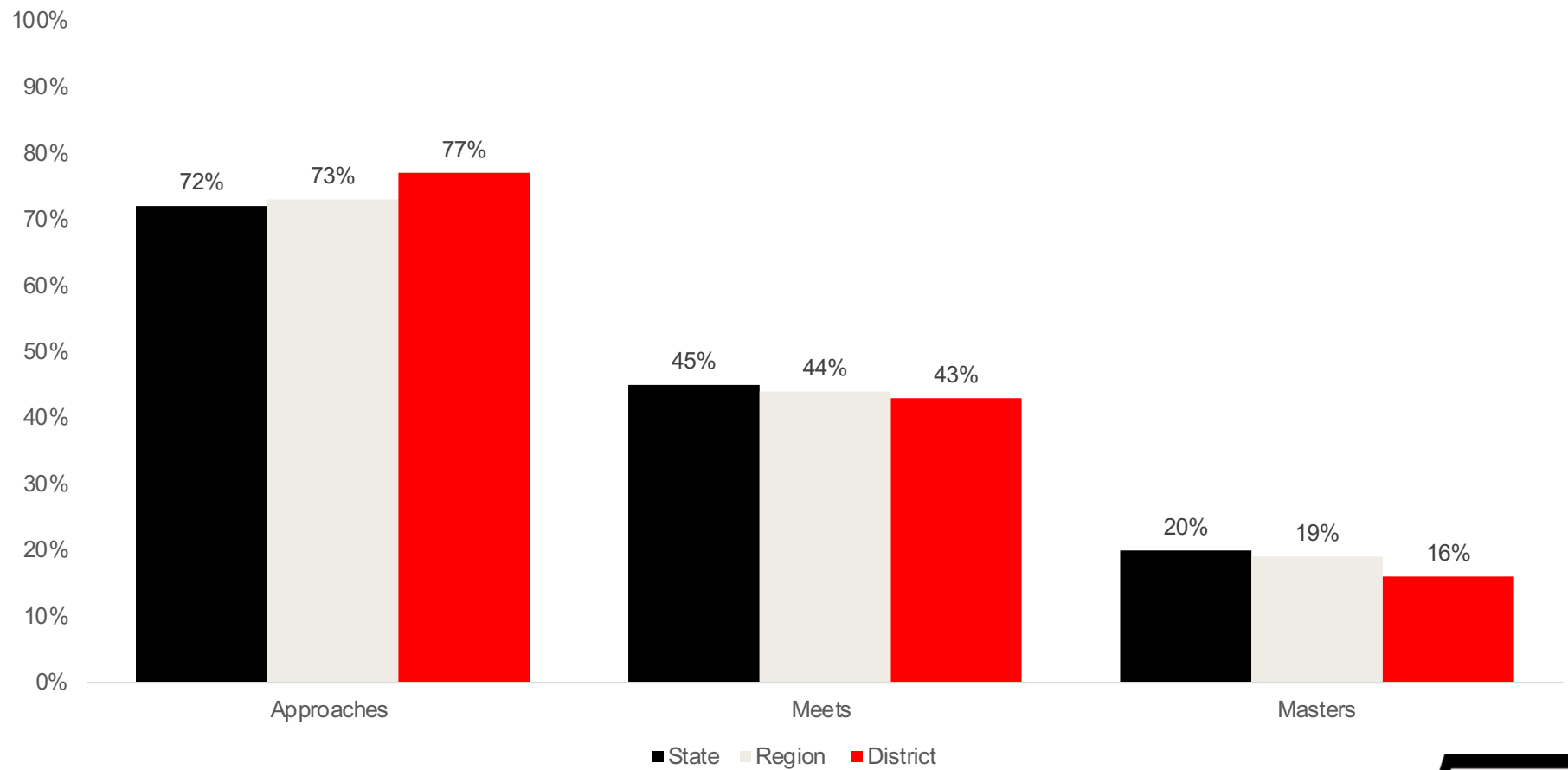
Campus Principal



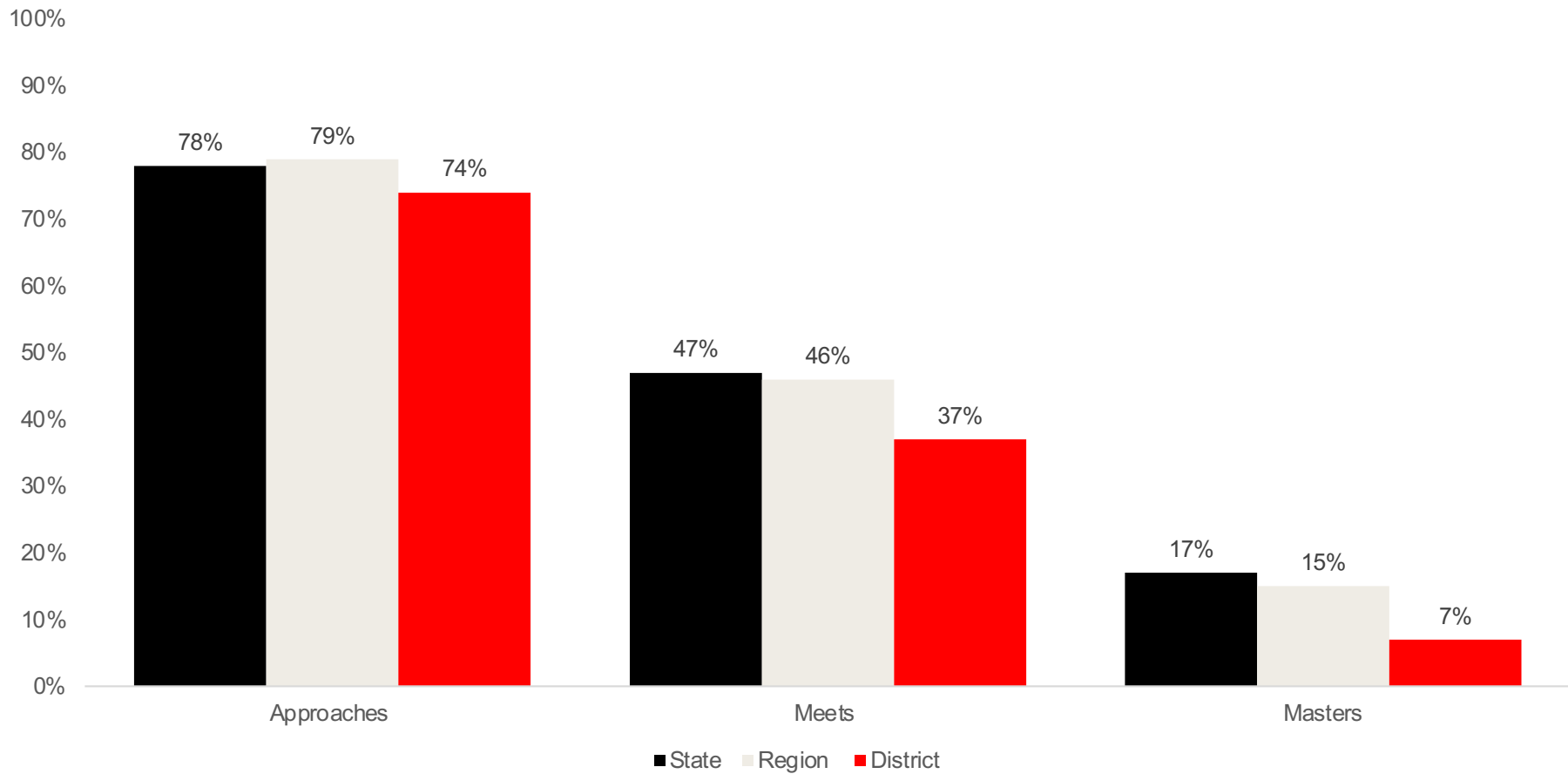
2025 STAAR All Grades ELA



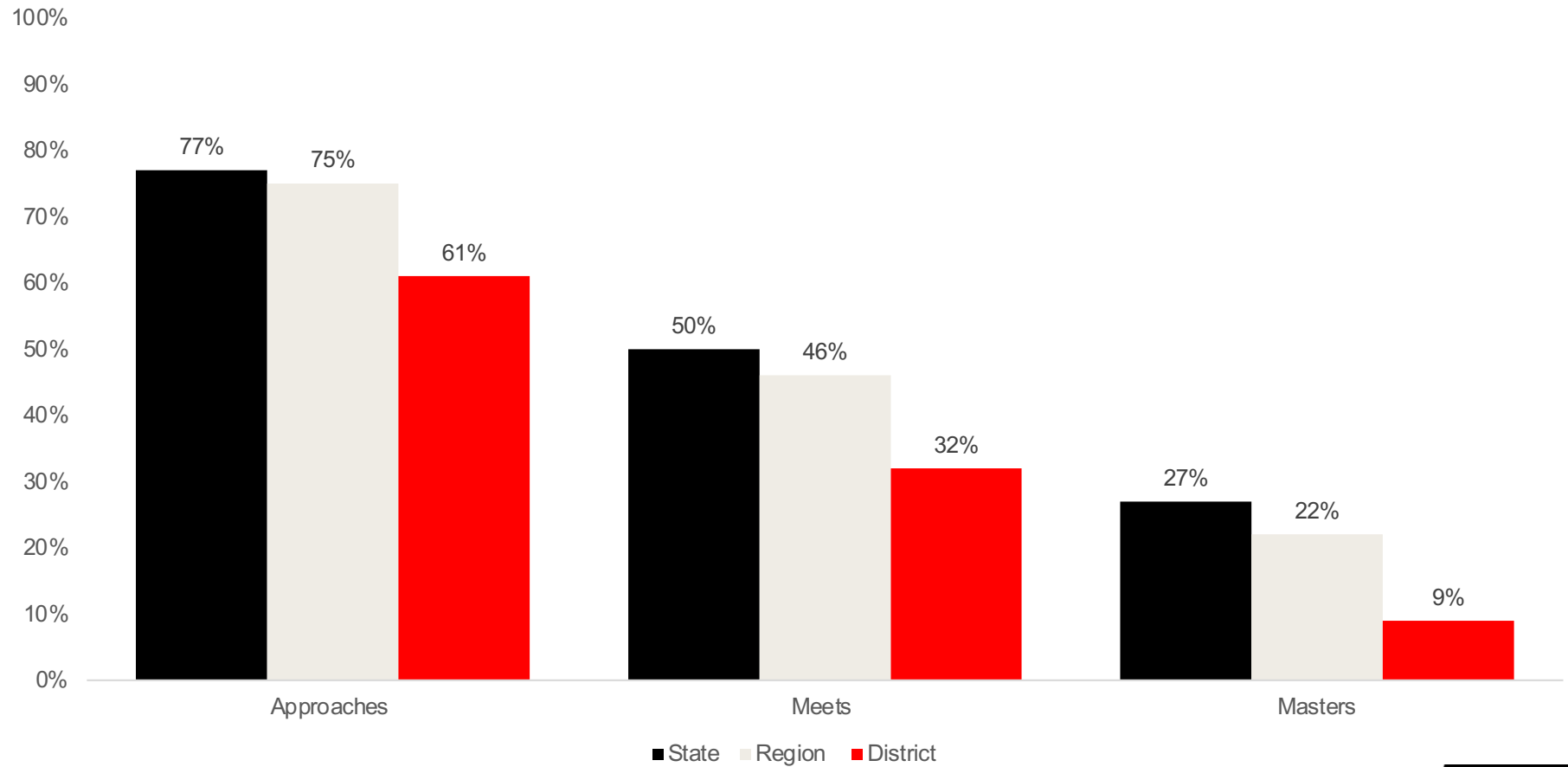
2025 STAAR All Grades Math



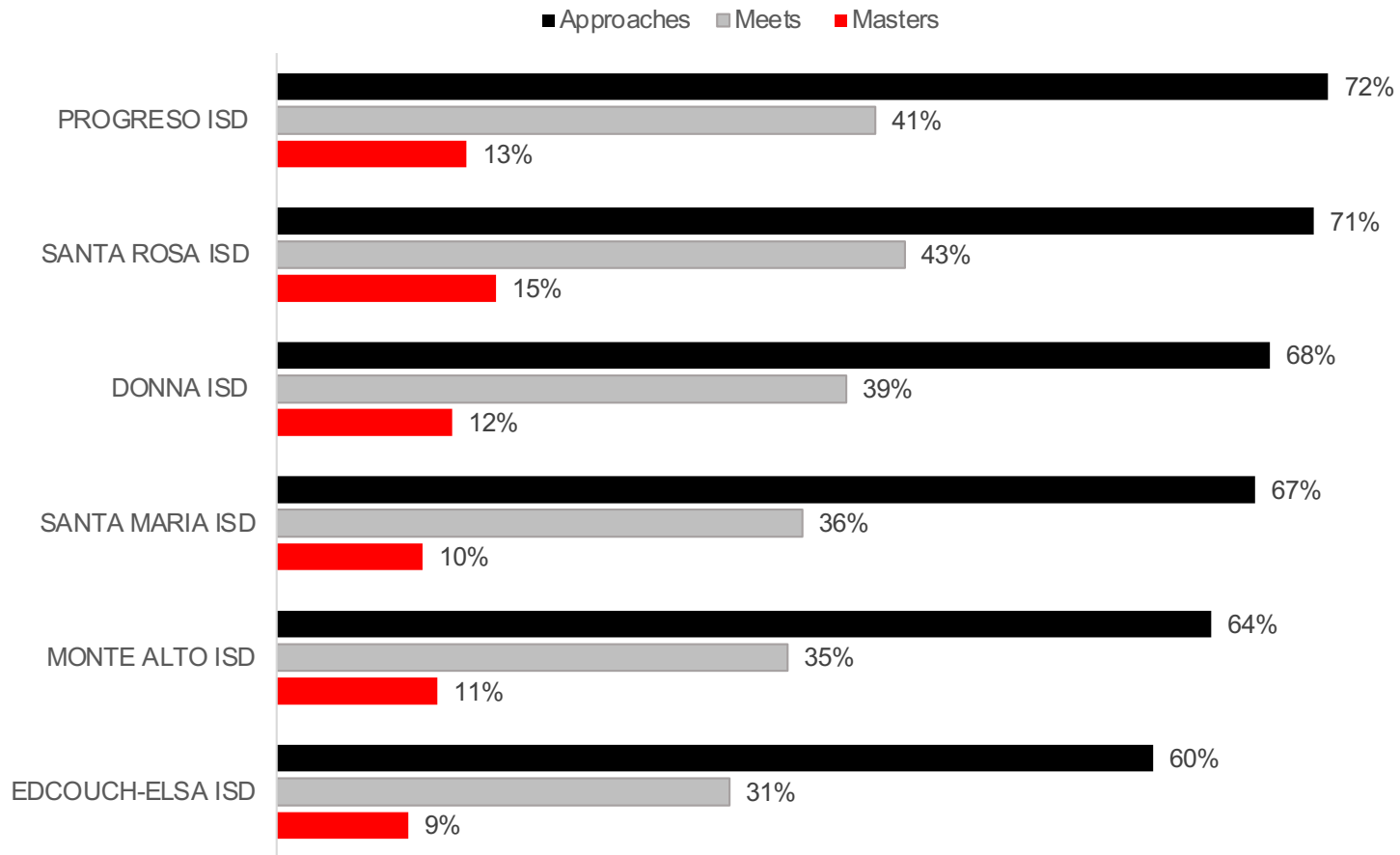
2025 STAAR All Grades Science



2025 STAAR All Grades Social Studies

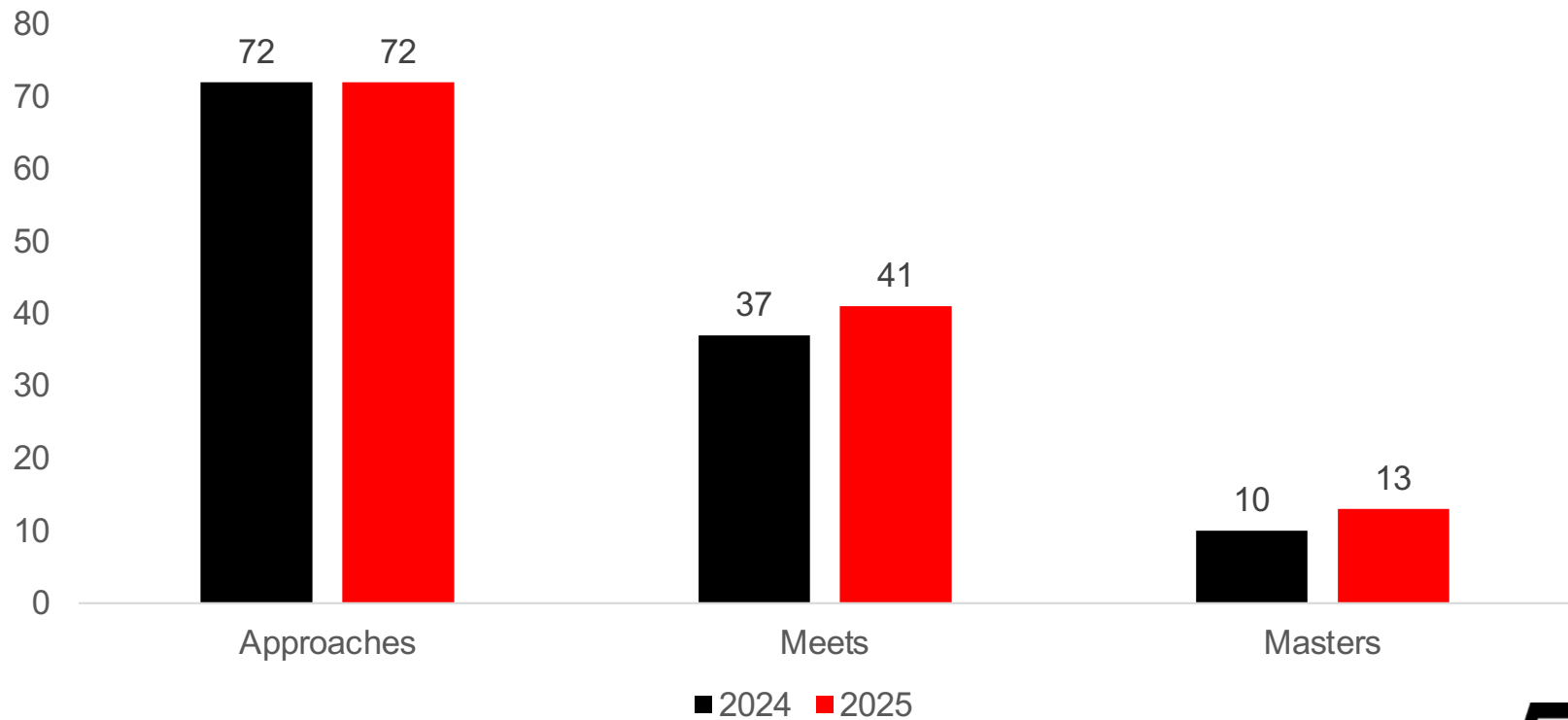


2025 STAAR All Grades All Subjects Comparison

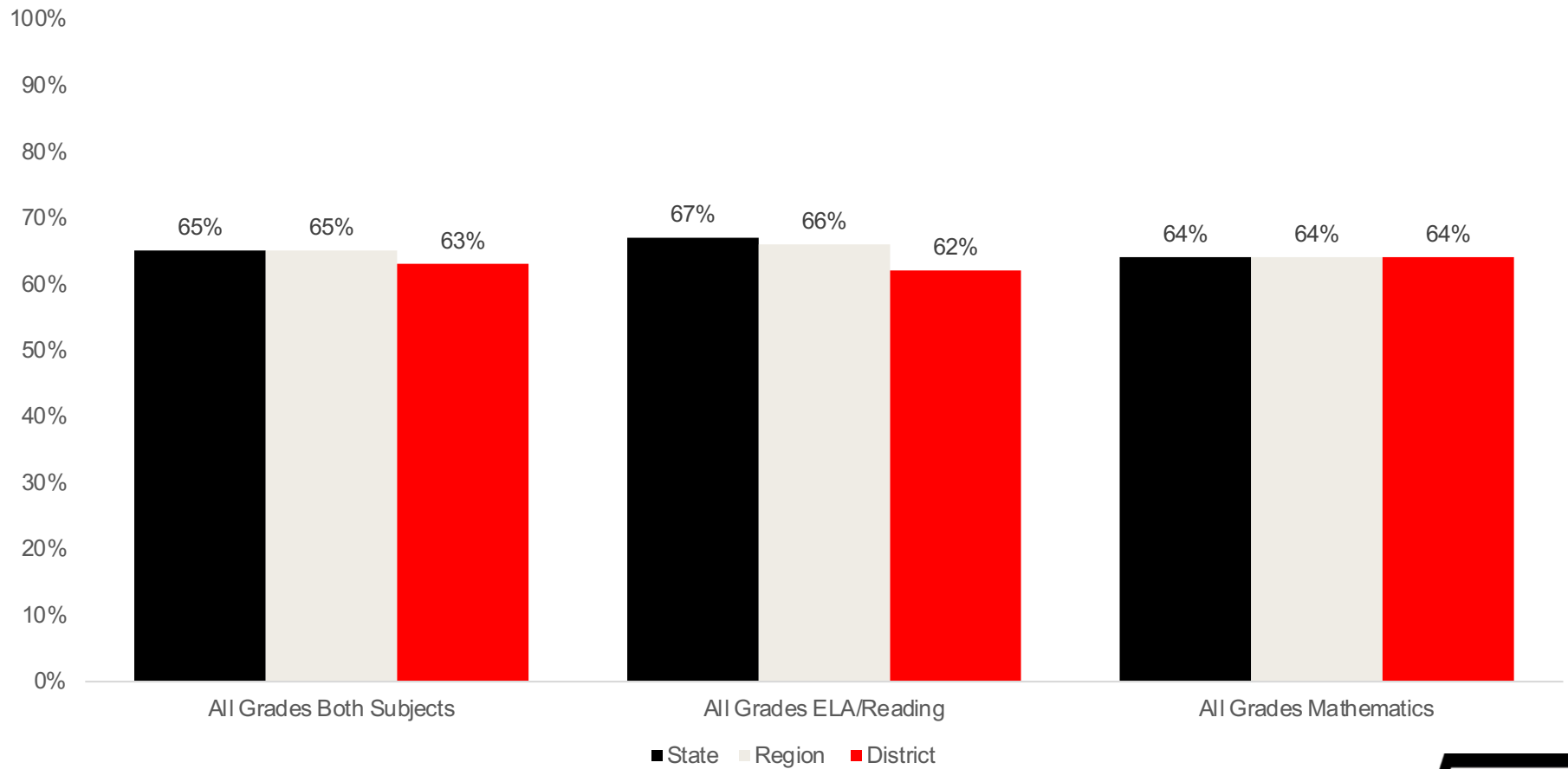


STAAR All Grades All Subjects Comparison

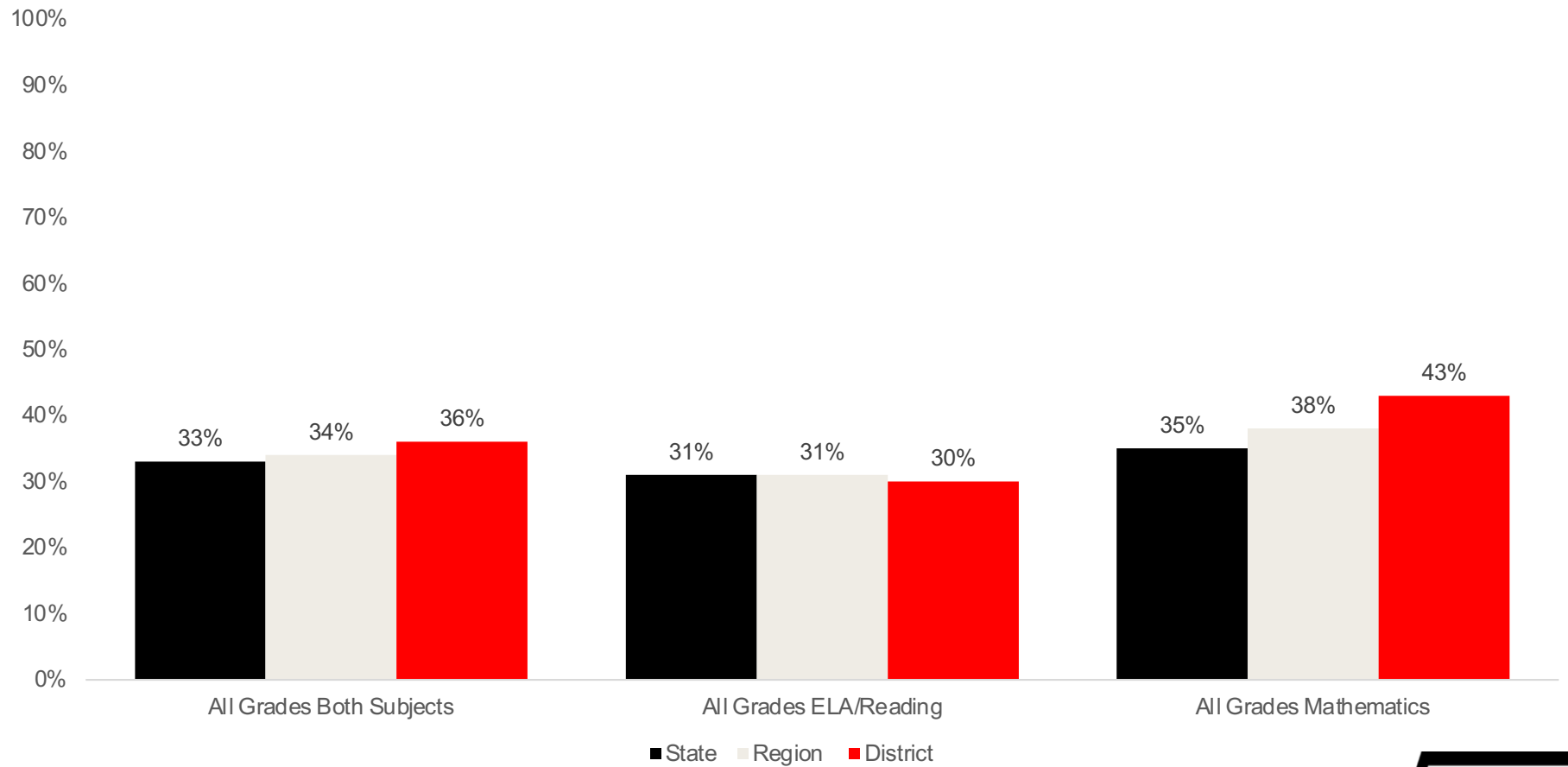
Progreso ISD



2025 School Progress Annual Growth

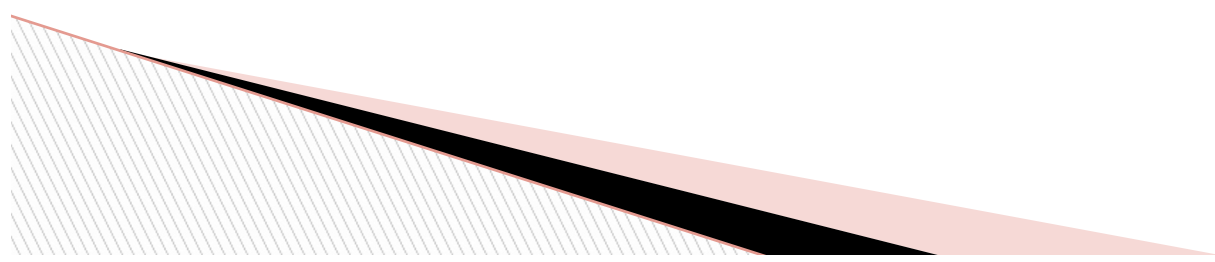
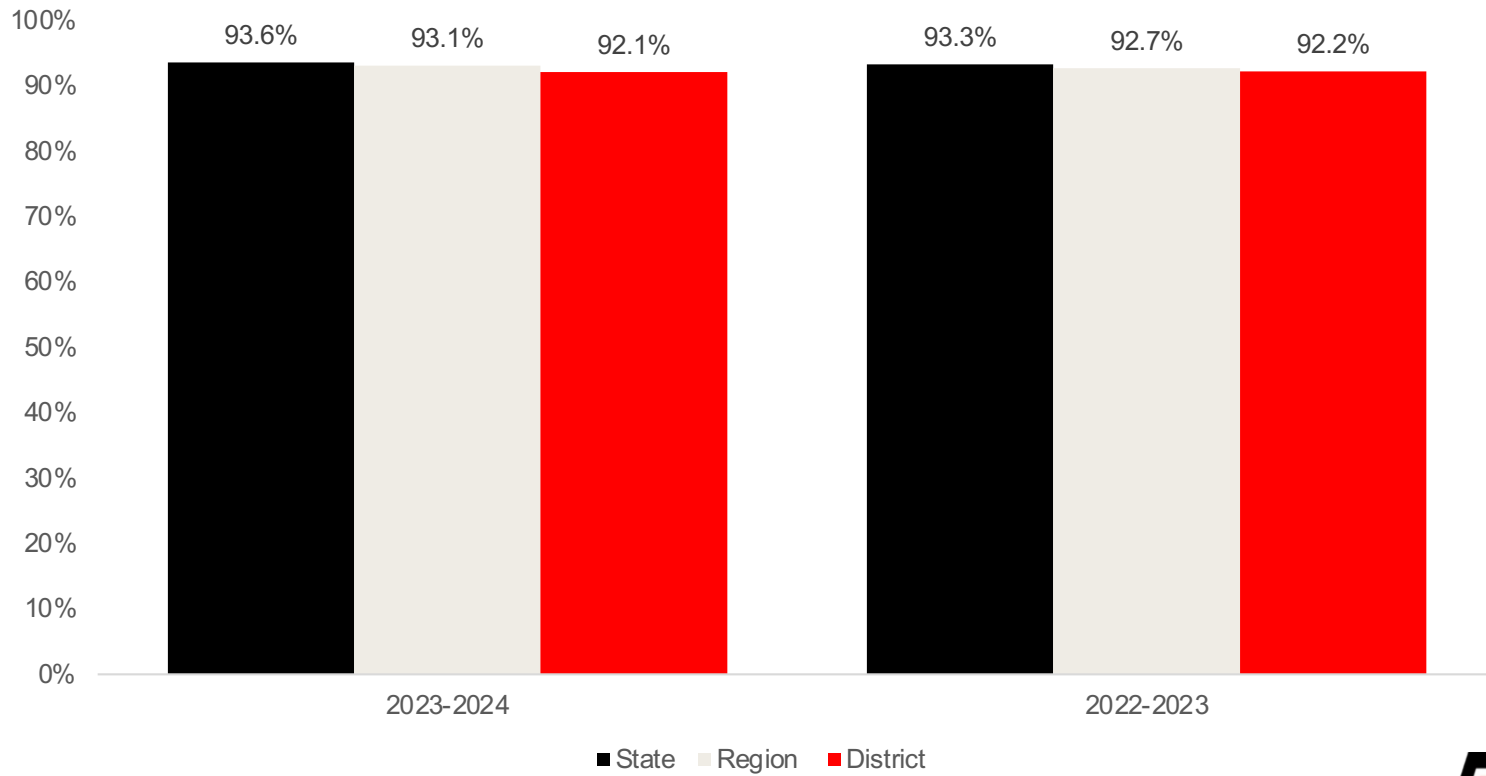


2025 School Progress Accelerated Growth



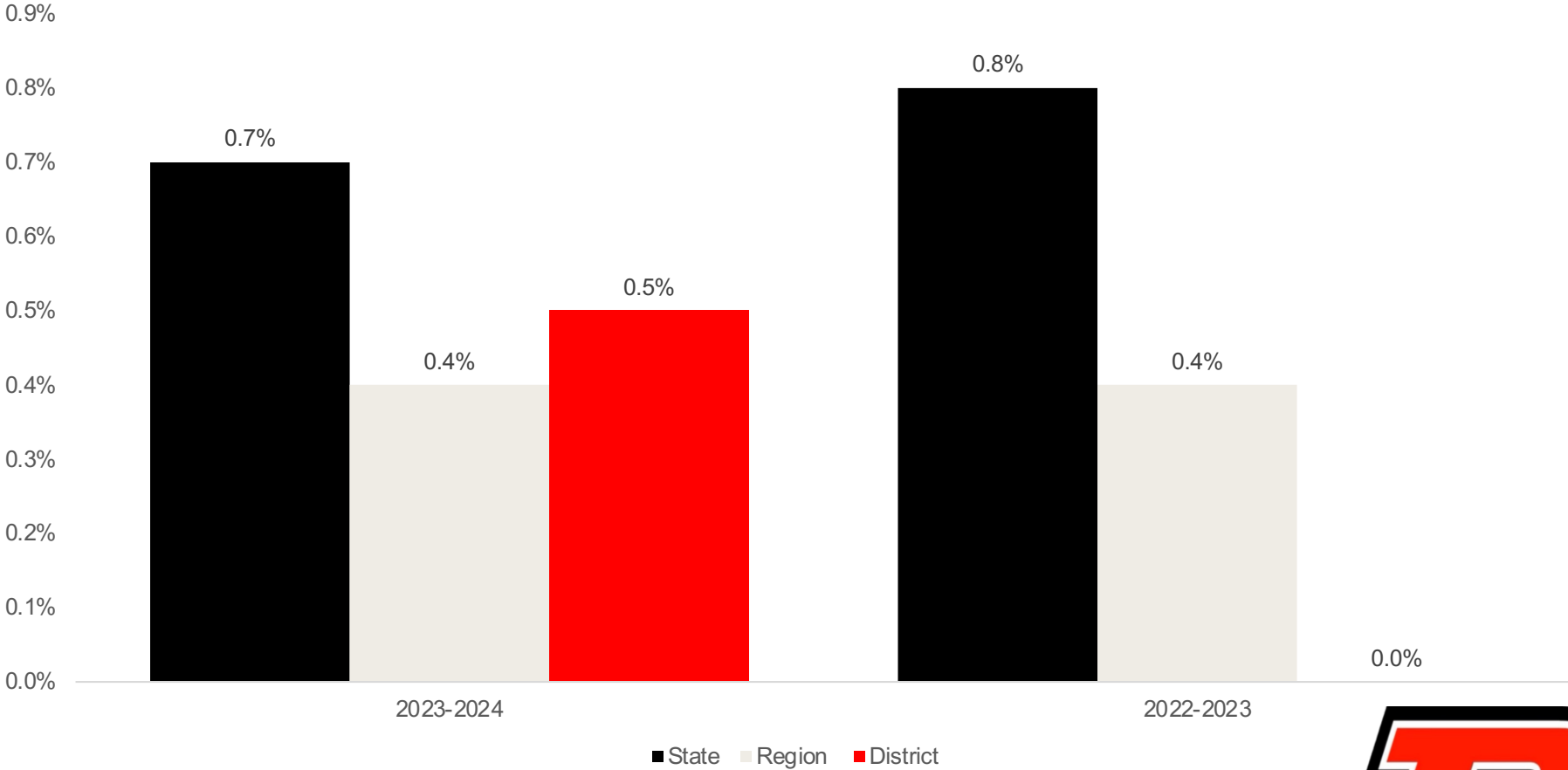
2025 Attendance

2023-2024 Attendance Rate



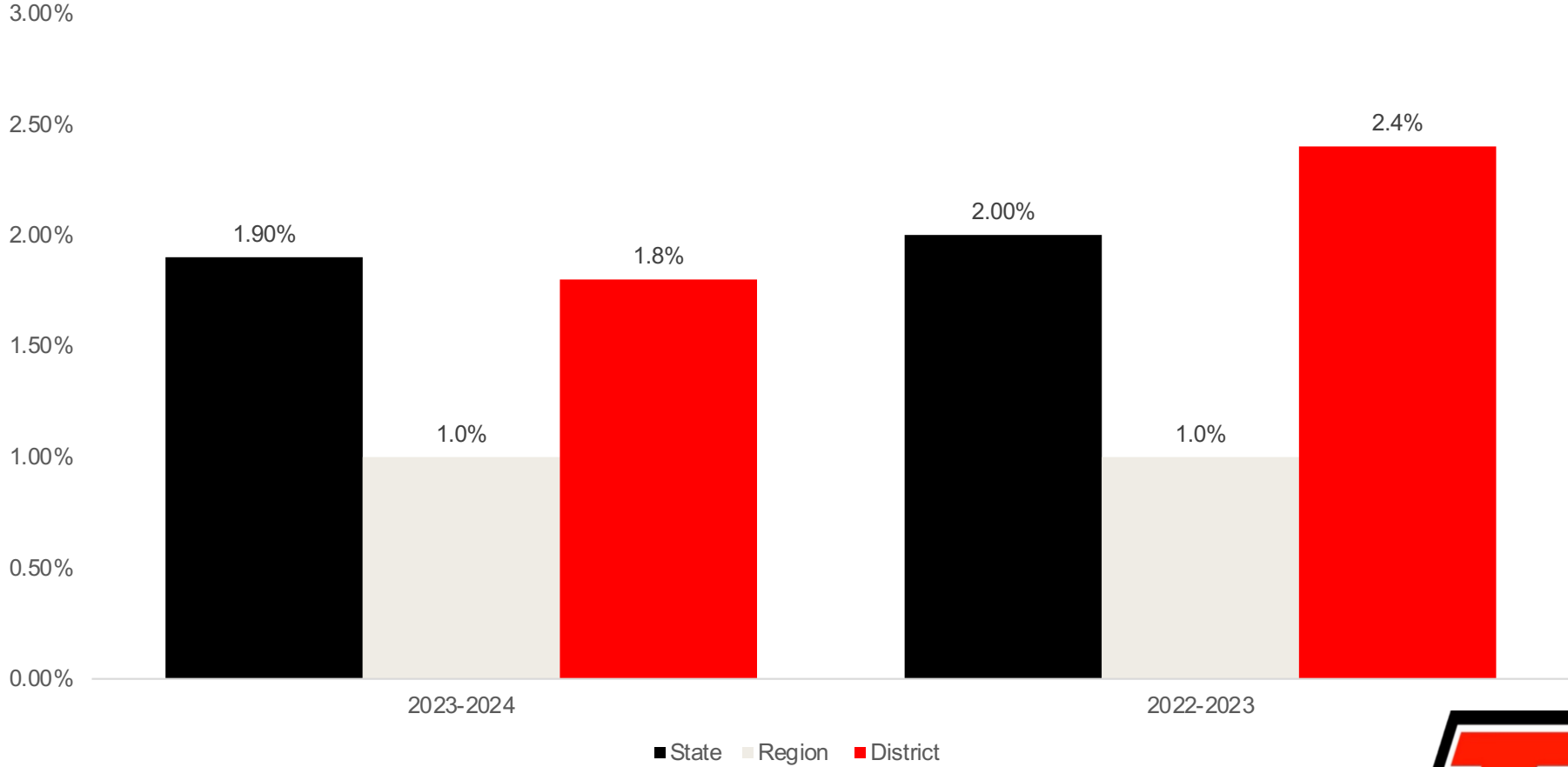
Annual Dropout Rate

2023-2024 7th and 8th



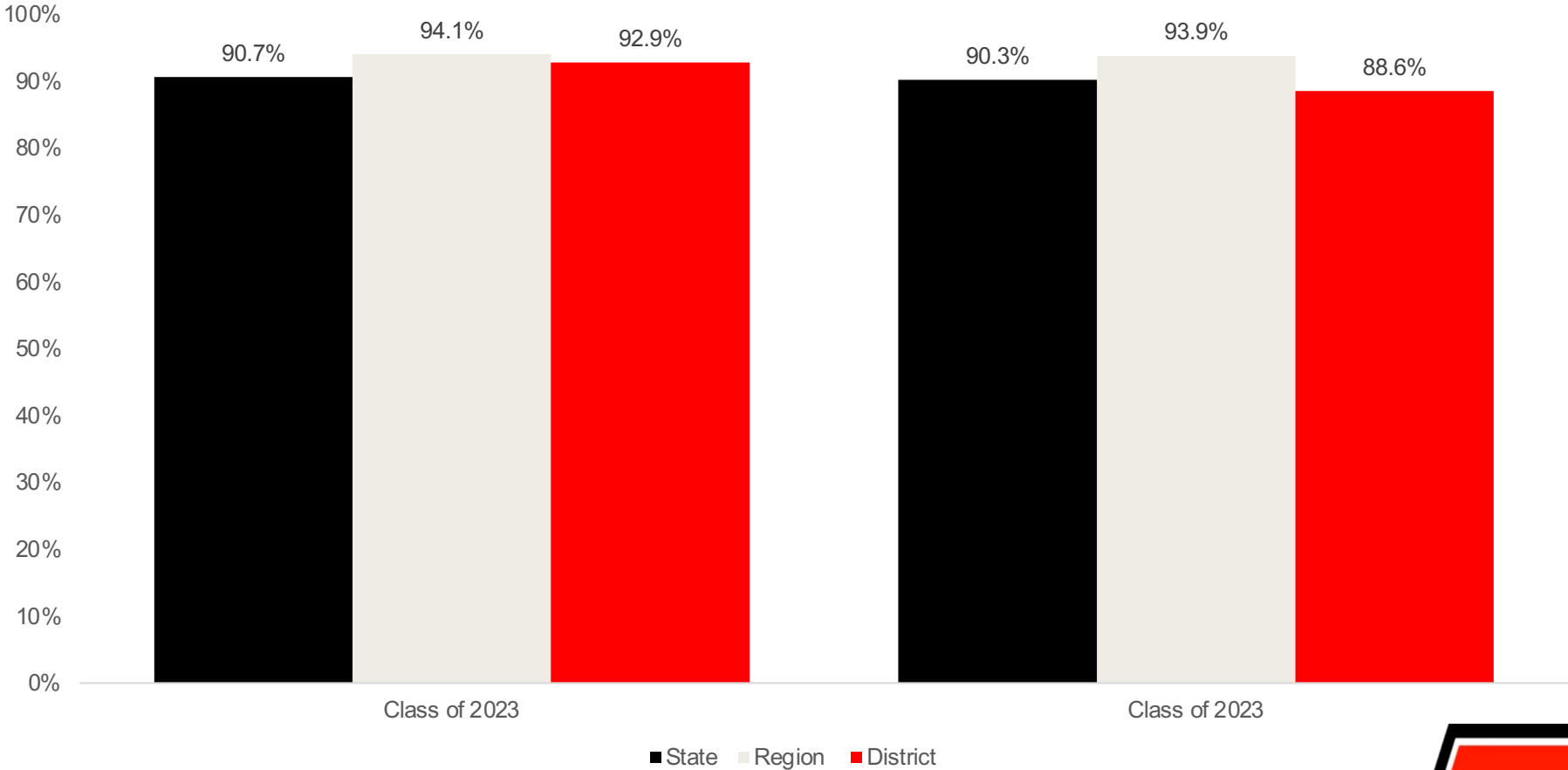
Annual Dropout Rate

2023-2024 9th - 12th



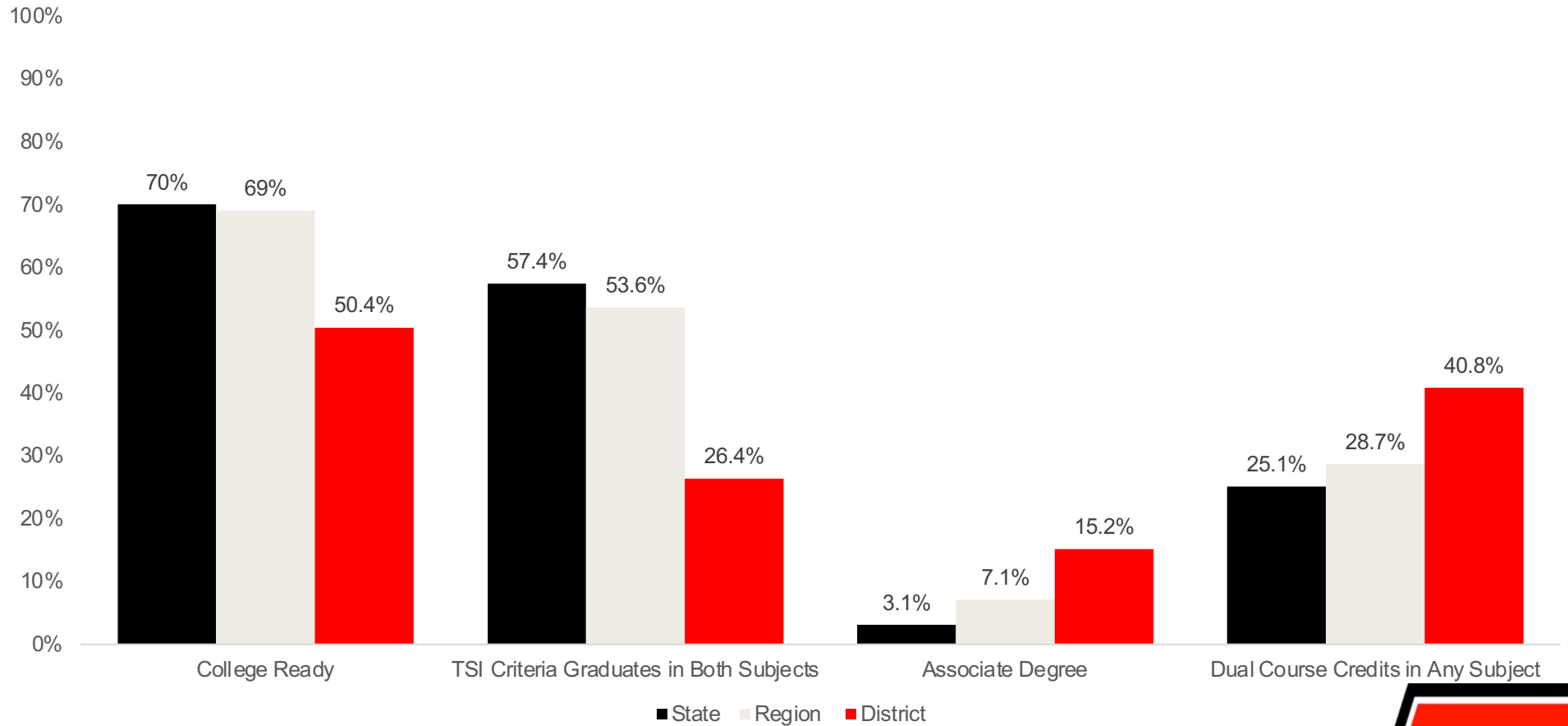
4-Year Longitudinal Rate

Class of 2024 9th - 12th




College Ready Graduates

Class of 2024




2024-2025 Demographics

	District	State
Economically Disadvantaged	99.5%	60.5%
EB Students/EL	58.6%	24.3%
Students w/ Disciplinary Placements	1.3%	2.1%
Immigrant	2.3%	3.5%
Migrant	9.9%	0.2%
At-Risk	73.4%	53.5%




2024-2025 Enrollment by Instructional Program

	District	State
Bilingual/ESL Education	70.2%	24.3%
Career and Technical Education	29.5%	27.7%
Career and Technical Education (9-12 grades only)	91.4%	74%
Gifted and Talented Education	9.8%	8.7%
Special Education	10.2%	15.3%




2024-2025 Teachers Years of Experience

	District	State
Beginning Teachers	5.2%	7.3%
1-5 Years Experience	23.7%	28.3%
6-10 Years Experience	22.5%	19.7%
11-20 Years Experience	35.2%	27.6%
21-30 Years Experience	11.4%	14.1%
Over 30 Years Experience	2.1%	3.0%
Number of Students per Teacher	13.8	15.0



THANK YOU



2024-25 Texas Academic Performance Report (TAPR)

District Name: PROGRESO ISD

District Number: 108910

2025 District Accountability Score: C

2025 Special Education Determination Status:

Meets Requirements

This page is intentionally blank.

Texas Education Agency
2024-25 STAAR Performance (TAPR)
 PROGRESO ISD (108910) - HIDALGO COUNTY

	School Year	State	Region 01	District	African American	Hispanic	White	American Indian	Asian	Pacific Islander	Two or More Races	Special Ed (Current)	Special Ed (Former)	Continuously Enrolled	Non-Continuously Enrolled	Econ Disadv	EB / EL (Current & Monitored)
STAAR Performance Rates by Tested Grade, Subject, and Performance Level																	
Grade 3 Reading																	
At Approaches Grade Level or Above	2025	77%	76%	73%	-	74%	*	-	-	-	-	53%	*	74%	64%	73%	67%
	2024	74%	75%	68%	-	68%	-	-	-	-	-	11%	*	69%	60%	68%	63%
At Meets Grade Level or Above	2025	52%	50%	49%	-	50%	*	-	-	-	-	27%	*	50%	45%	49%	43%
	2024	48%	49%	47%	-	47%	-	-	-	-	-	0%	*	49%	30%	47%	44%
At Masters Grade Level	2025	23%	22%	17%	-	18%	*	-	-	-	-	0%	*	19%	9%	17%	19%
	2024	21%	22%	11%	-	11%	-	-	-	-	-	0%	*	11%	10%	11%	13%
Grade 3 Mathematics																	
At Approaches Grade Level or Above	2025	71%	70%	83%	-	83%	*	-	-	-	-	60%	*	84%	73%	83%	79%
	2024	70%	70%	72%	-	72%	-	-	-	-	-	33%	*	74%	60%	72%	67%
At Meets Grade Level or Above	2025	46%	43%	44%	-	45%	*	-	-	-	-	20%	*	44%	45%	44%	45%
	2024	42%	39%	28%	-	28%	-	-	-	-	-	11%	*	30%	10%	28%	30%
At Masters Grade Level	2025	19%	17%	16%	-	16%	*	-	-	-	-	0%	*	16%	18%	16%	21%
	2024	15%	13%	4%	-	4%	-	-	-	-	-	0%	*	5%	0%	4%	4%
Grade 4 Reading																	
At Approaches Grade Level or Above	2025	81%	81%	82%	-	82%	-	-	-	-	-	55%	-	81%	88%	82%	76%
	2024	81%	82%	78%	-	78%	-	-	-	-	-	40%	*	83%	65%	78%	76%
At Meets Grade Level or Above	2025	54%	56%	50%	-	50%	-	-	-	-	-	0%	-	52%	41%	50%	45%
	2024	51%	54%	43%	-	43%	-	-	-	-	-	20%	*	42%	43%	43%	38%
At Masters Grade Level	2025	24%	26%	17%	-	17%	-	-	-	-	-	0%	-	19%	6%	17%	17%
	2024	23%	25%	12%	-	12%	-	-	-	-	-	0%	*	12%	13%	12%	10%
Grade 4 Mathematics																	
At Approaches Grade Level or Above	2025	69%	72%	80%	-	80%	-	-	-	-	-	36%	-	81%	76%	80%	79%
	2024	69%	72%	79%	-	79%	-	-	-	-	-	60%	*	83%	70%	79%	79%
At Meets Grade Level or Above	2025	47%	49%	54%	-	54%	-	-	-	-	-	18%	-	57%	41%	54%	49%
	2024	46%	48%	46%	-	46%	-	-	-	-	-	40%	*	47%	43%	46%	42%
At Masters Grade Level	2025	24%	24%	17%	-	17%	-	-	-	-	-	9%	-	19%	6%	17%	18%
	2024	21%	21%	17%	-	17%	-	-	-	-	-	0%	*	14%	26%	17%	18%
Grade 5 Reading																	

Texas Education Agency
2024-25 STAAR Performance (TAPR)
 PROGRESO ISD (108910) - HIDALGO COUNTY

	School Year	State	Region 01	District	African American	Hispanic	White	American Indian	Asian	Pacific Islander	Two or More Races	Special Ed (Current)	Special Ed (Former)	Continuously Enrolled	Non-Continuously Enrolled	Econ Disadv	EB / EL (Current & Monitored)
At Approaches Grade Level or Above	2025	77%	78%	77%	-	77%	-	-	-	-	-	60%	*	79%	69%	77%	79%
	2024	79%	79%	79%	-	80%	*	-	-	-	-	73%	*	79%	76%	79%	79%
At Meets Grade Level or Above	2025	58%	60%	48%	-	48%	-	-	-	-	-	40%	*	50%	38%	48%	43%
	2024	55%	55%	43%	-	43%	*	-	-	-	-	36%	*	44%	38%	43%	41%
At Masters Grade Level	2025	30%	32%	21%	-	21%	-	-	-	-	-	0%	*	19%	31%	21%	21%
	2024	29%	28%	15%	-	16%	*	-	-	-	-	18%	*	16%	14%	15%	16%
Grade 5 Mathematics																	
At Approaches Grade Level or Above	2025	74%	76%	83%	-	83%	-	-	-	-	-	80%	*	82%	85%	83%	84%
	2024	77%	80%	90%	-	90%	*	-	-	-	-	64%	*	92%	86%	90%	91%
At Meets Grade Level or Above	2025	47%	49%	54%	-	54%	-	-	-	-	-	40%	*	56%	46%	54%	53%
	2024	50%	51%	61%	-	62%	*	-	-	-	-	55%	*	66%	48%	61%	66%
At Masters Grade Level	2025	22%	22%	17%	-	17%	-	-	-	-	-	20%	*	18%	15%	17%	16%
	2024	19%	17%	11%	-	11%	*	-	-	-	-	9%	*	11%	10%	11%	13%
Grade 5 Science																	
At Approaches Grade Level or Above	2025	65%	69%	70%	-	70%	-	-	-	-	-	80%	*	72%	62%	70%	67%
	2024	58%	61%	60%	-	61%	*	-	-	-	-	45%	*	65%	48%	60%	60%
At Meets Grade Level or Above	2025	31%	33%	24%	-	24%	-	-	-	-	-	0%	*	24%	23%	24%	17%
	2024	28%	29%	17%	-	17%	*	-	-	-	-	27%	*	16%	19%	17%	19%
At Masters Grade Level	2025	12%	14%	8%	-	8%	-	-	-	-	-	0%	*	7%	15%	8%	7%
	2024	11%	11%	7%	-	7%	*	-	-	-	-	9%	*	5%	14%	7%	7%
Grade 6 Reading																	
At Approaches Grade Level or Above	2025	77%	75%	71%	-	72%	*	-	-	-	-	80%	*	72%	71%	71%	67%
	2024	77%	74%	69%	-	69%	-	-	-	-	-	33%	*	72%	58%	69%	63%
At Meets Grade Level or Above	2025	56%	54%	35%	-	35%	*	-	-	-	-	50%	*	36%	29%	35%	26%
	2024	57%	55%	47%	-	47%	-	-	-	-	-	8%	*	50%	37%	47%	42%
At Masters Grade Level	2025	29%	27%	10%	-	10%	*	-	-	-	-	10%	*	10%	6%	10%	6%
	2024	26%	24%	16%	-	16%	-	-	-	-	-	0%	*	15%	21%	16%	14%
Grade 6 Mathematics																	
At Approaches Grade Level or Above	2025	74%	72%	85%	-	85%	*	-	-	-	-	80%	*	86%	81%	85%	83%
	2024	72%	70%	80%	-	80%	-	-	-	-	-	83%	*	86%	58%	80%	77%

Texas Education Agency
2024-25 STAAR Performance (TAPR)
 PROGRESO ISD (108910) - HIDALGO COUNTY

	School Year	State	Region 01	District	African American	Hispanic	White	American Indian	Asian	Pacific Islander	Two or More Races	Special Ed (Current)	Special Ed (Former)	Continuously Enrolled	Non-Continuously Enrolled	Econ Disadv	EB / EL (Current & Monitored)
At Meets Grade Level or Above	2025	40%	36%	39%	-	39%	*	-	-	-	-	50%	*	38%	44%	39%	36%
	2024	39%	36%	42%	-	42%	-	-	-	-	-	42%	*	44%	32%	42%	39%
At Masters Grade Level	2025	16%	13%	12%	-	13%	*	-	-	-	-	30%	*	14%	6%	12%	11%
	2024	14%	11%	13%	-	13%	-	-	-	-	-	0%	*	13%	16%	13%	11%
Grade 7 Reading																	
At Approaches Grade Level or Above	2025	76%	75%	75%	-	75%	-	-	-	-	-	36%	*	76%	71%	75%	70%
	2024	74%	74%	75%	-	76%	*	-	-	-	-	8%	-	79%	58%	75%	71%
At Meets Grade Level or Above	2025	54%	53%	51%	-	51%	-	-	-	-	-	27%	*	49%	57%	51%	42%
	2024	54%	53%	51%	-	51%	*	-	-	-	-	0%	-	56%	32%	51%	44%
At Masters Grade Level	2025	27%	27%	25%	-	25%	-	-	-	-	-	0%	*	24%	29%	25%	20%
	2024	29%	27%	23%	-	22%	*	-	-	-	-	0%	-	26%	11%	23%	18%
Grade 7 Mathematics																	
At Approaches Grade Level or Above	2025	55%	57%	74%	-	74%	-	-	-	-	-	82%	*	79%	50%	74%	71%
	2024	56%	58%	67%	-	67%	*	-	-	-	-	8%	-	70%	53%	67%	67%
At Meets Grade Level or Above	2025	33%	35%	49%	-	49%	-	-	-	-	-	36%	*	53%	29%	49%	46%
	2024	34%	36%	38%	-	38%	*	-	-	-	-	8%	-	38%	37%	38%	36%
At Masters Grade Level	2025	11%	12%	20%	-	20%	-	-	-	-	-	9%	*	23%	7%	20%	20%
	2024	11%	11%	6%	-	6%	*	-	-	-	-	0%	-	7%	0%	6%	4%
Grade 8 Reading																	
At Approaches Grade Level or Above	2025	82%	81%	76%	-	77%	*	-	-	-	-	33%	-	81%	50%	76%	75%
	2024	81%	80%	75%	-	75%	-	-	-	-	-	44%	-	80%	55%	75%	67%
At Meets Grade Level or Above	2025	58%	57%	53%	-	53%	*	-	-	-	-	0%	-	57%	29%	53%	48%
	2024	56%	54%	41%	-	41%	-	-	-	-	-	11%	-	45%	25%	41%	39%
At Masters Grade Level	2025	32%	29%	20%	-	19%	*	-	-	-	-	0%	-	20%	14%	20%	15%
	2024	29%	26%	16%	-	16%	-	-	-	-	-	0%	-	18%	10%	16%	15%
Grade 8 Mathematics																	
At Approaches Grade Level or Above	2025	71%	74%	65%	-	66%	*	-	-	-	-	25%	-	65%	64%	65%	70%
	2024	72%	78%	61%	-	61%	-	-	-	-	-	33%	-	61%	61%	61%	61%
At Meets Grade Level or Above	2025	47%	51%	35%	-	36%	*	-	-	-	-	0%	-	31%	55%	35%	39%
	2024	43%	49%	11%	-	11%	-	-	-	-	-	11%	-	13%	6%	11%	14%

Texas Education Agency
2024-25 STAAR Performance (TAPR)
 PROGRESO ISD (108910) - HIDALGO COUNTY

	School Year	State	Region 01	District	African American	Hispanic	White	American Indian	Asian	Pacific Islander	Two or More Races	Special Ed (Current)	Special Ed (Former)	Continuously Enrolled	Non-Continuously Enrolled	Econ Disadv	EB / EL (Current & Monitored)
At Masters Grade Level	2025	18%	19%	8%	-	8%	*	-	-	-	-	0%	-	6%	18%	8%	11%
	2024	16%	17%	0%	-	0%	-	-	-	-	-	0%	-	0%	0%	0%	0%
Grade 8 Science																	
At Approaches Grade Level or Above	2025	74%	73%	70%	-	71%	*	-	-	-	-	18%	-	73%	57%	70%	69%
	2024	70%	68%	59%	-	59%	-	-	-	-	-	11%	-	63%	45%	59%	57%
At Meets Grade Level or Above	2025	48%	48%	43%	-	43%	*	-	-	-	-	0%	-	44%	36%	43%	38%
	2024	44%	40%	31%	-	31%	-	-	-	-	-	11%	-	34%	20%	31%	27%
At Masters Grade Level	2025	19%	17%	8%	-	8%	*	-	-	-	-	0%	-	8%	7%	8%	4%
	2024	17%	14%	4%	-	4%	-	-	-	-	-	0%	-	4%	5%	4%	1%
Grade 8 Social Studies																	
At Approaches Grade Level or Above	2025	58%	56%	29%	-	28%	*	-	-	-	-	0%	-	30%	21%	29%	25%
	2024	60%	58%	43%	-	43%	-	-	-	-	-	11%	-	45%	35%	43%	40%
At Meets Grade Level or Above	2025	32%	28%	8%	-	7%	*	-	-	-	-	0%	-	8%	7%	8%	3%
	2024	33%	29%	14%	-	14%	-	-	-	-	-	11%	-	15%	10%	14%	12%
At Masters Grade Level	2025	17%	13%	2%	-	1%	*	-	-	-	-	0%	-	2%	0%	2%	0%
	2024	17%	14%	3%	-	3%	-	-	-	-	-	0%	-	4%	0%	3%	1%
End of Course English I																	
At Approaches Grade Level or Above	2025	69%	67%	57%	-	57%	*	-	-	-	-	8%	*	62%	43%	57%	51%
	2024	70%	69%	61%	-	61%	*	-	-	-	-	7%	-	61%	62%	62%	53%
At Meets Grade Level or Above	2025	49%	47%	31%	-	32%	*	-	-	-	-	8%	*	36%	19%	31%	26%
	2024	52%	50%	35%	-	35%	*	-	-	-	-	7%	-	37%	27%	36%	22%
At Masters Grade Level	2025	15%	12%	6%	-	6%	*	-	-	-	-	8%	*	7%	2%	6%	3%
	2024	16%	13%	6%	-	6%	*	-	-	-	-	7%	-	7%	0%	6%	0%
End of Course English II																	
At Approaches Grade Level or Above	2025	72%	71%	59%	-	59%	-	-	-	-	-	20%	*	66%	40%	59%	49%
	2024	75%	74%	70%	-	70%	-	-	-	-	-	8%	-	72%	63%	70%	54%
At Meets Grade Level or Above	2025	55%	53%	37%	-	37%	-	-	-	-	-	20%	*	47%	14%	37%	26%
	2024	58%	56%	46%	-	46%	-	-	-	-	-	8%	-	49%	33%	45%	27%

Texas Education Agency
2024-25 STAAR Performance (TAPR)
 PROGRESO ISD (108910) - HIDALGO COUNTY

	School Year	State	Region 01	District	African American	Hispanic	White	American Indian	Asian	Pacific Islander	Two or More Races	Special Ed (Current)	Special Ed (Former)	Continuously Enrolled	Non-Continuously Enrolled	Econ Disadv	EB / EL (Current & Monitored)
At Masters Grade Level	2025	8%	7%	3%	-	3%	-	-	-	-	-	10%	*	5%	0%	3%	0%
	2024	9%	7%	5%	-	5%	-	-	-	-	-	0%	-	6%	0%	5%	0%
End of Course Algebra I																	
At Approaches Grade Level or Above	2025	78%	82%	76%	-	77%	*	-	-	-	-	75%	*	76%	78%	76%	79%
	2024	81%	84%	78%	-	78%	*	-	-	-	-	31%	-	79%	73%	78%	77%
At Meets Grade Level or Above	2025	45%	49%	36%	-	36%	*	-	-	-	-	8%	*	40%	22%	36%	38%
	2024	43%	46%	25%	-	25%	*	-	-	-	-	8%	-	26%	19%	25%	21%
At Masters Grade Level	2025	27%	29%	20%	-	19%	*	-	-	-	-	8%	*	23%	8%	20%	18%
	2024	24%	24%	7%	-	7%	*	-	-	-	-	8%	-	7%	4%	7%	4%
End of Course Biology																	
At Approaches Grade Level or Above	2025	92%	91%	79%	-	79%	*	-	-	-	-	40%	*	80%	74%	79%	76%
	2024	91%	90%	83%	-	83%	*	-	-	-	-	23%	-	82%	88%	83%	75%
At Meets Grade Level or Above	2025	61%	55%	41%	-	41%	*	-	-	-	-	10%	*	47%	22%	41%	37%
	2024	56%	49%	27%	-	28%	*	-	-	-	-	8%	-	28%	25%	27%	16%
At Masters Grade Level	2025	21%	14%	4%	-	4%	*	-	-	-	-	10%	*	6%	0%	4%	1%
	2024	19%	12%	2%	-	2%	*	-	-	-	-	8%	-	3%	0%	2%	2%
End of Course U.S. History																	
At Approaches Grade Level or Above	2025	95%	94%	92%	*	91%	-	-	-	-	-	57%	-	94%	85%	92%	82%
	2024	96%	95%	95%	-	95%	-	-	-	-	-	67%	-	95%	93%	95%	92%
At Meets Grade Level or Above	2025	68%	63%	55%	*	54%	-	-	-	-	-	29%	-	61%	35%	55%	41%
	2024	69%	64%	53%	-	53%	-	-	-	-	-	33%	-	53%	53%	53%	31%
At Masters Grade Level	2025	37%	30%	15%	*	15%	-	-	-	-	-	0%	-	16%	12%	15%	6%
	2024	37%	28%	18%	-	18%	-	-	-	-	-	0%	-	18%	20%	18%	8%
SAT/ACT All Subjects																	
At Approaches Grade Level or Above	2025	89%	85%	60%	-	60%	-	-	-	-	-	-	-	64%	*	60%	33%
	2024	88%	83%	92%	-	92%	-	-	-	-	-	-	-	92%	*	92%	83%
At Meets Grade Level or Above	2025	59%	35%	4%	-	4%	-	-	-	-	-	-	-	5%	*	4%	17%
	2024	59%	37%	31%	-	31%	-	-	-	-	-	-	-	29%	*	31%	33%

Texas Education Agency
2024-25 STAAR Performance (TAPR)
 PROGRESO ISD (108910) - HIDALGO COUNTY

	School Year	State	Region 01	District	African American	Hispanic	White	American Indian	Asian	Pacific Islander	Two or More Races	Special Ed (Current)	Special Ed (Former)	Continuously Enrolled	Non-Continuously Enrolled	Econ Disadv	EB / EL (Current & Monitored)
At Masters Grade Level	2025	13%	4%	0%	-	0%	-	-	-	-	-	-	-	0%	*	0%	0%
	2024	12%	3%	0%	-	0%	-	-	-	-	-	-	-	0%	*	0%	0%
All Grades All Subjects																	
At Approaches Grade Level or Above	2025	75%	75%	72%	*	72%	47%	-	-	-	-	46%	67%	74%	64%	72%	69%
	2024	75%	75%	72%	-	73%	60%	-	-	-	-	33%	91%	75%	64%	72%	68%
At Meets Grade Level or Above	2025	50%	48%	41%	*	41%	29%	-	-	-	-	18%	47%	43%	30%	41%	36%
	2024	48%	47%	37%	-	37%	30%	-	-	-	-	17%	64%	39%	30%	37%	33%
At Masters Grade Level	2025	21%	20%	13%	*	13%	18%	-	-	-	-	5%	7%	14%	8%	13%	11%
	2024	20%	18%	10%	-	10%	10%	-	-	-	-	3%	0%	10%	8%	10%	8%
All Grades ELA/Reading																	
At Approaches Grade Level or Above	2025	76%	75%	70%	-	70%	33%	-	-	-	-	41%	57%	73%	56%	70%	65%
	2024	76%	75%	71%	-	71%	*	-	-	-	-	26%	80%	73%	62%	71%	65%
At Meets Grade Level or Above	2025	54%	53%	43%	-	43%	17%	-	-	-	-	20%	57%	47%	29%	43%	36%
	2024	54%	53%	44%	-	44%	*	-	-	-	-	10%	80%	46%	33%	44%	37%
At Masters Grade Level	2025	23%	22%	14%	-	14%	17%	-	-	-	-	3%	0%	15%	9%	14%	11%
	2024	22%	21%	12%	-	12%	*	-	-	-	-	3%	0%	13%	9%	12%	10%
All Grades Mathematics																	
At Approaches Grade Level or Above	2025	72%	73%	77%	-	77%	67%	-	-	-	-	61%	83%	78%	73%	77%	77%
	2024	72%	74%	76%	-	76%	*	-	-	-	-	43%	100%	79%	67%	76%	75%
At Meets Grade Level or Above	2025	45%	44%	43%	-	43%	33%	-	-	-	-	22%	50%	44%	36%	43%	43%
	2024	43%	43%	35%	-	35%	*	-	-	-	-	24%	60%	37%	30%	35%	36%
At Masters Grade Level	2025	20%	19%	16%	-	16%	17%	-	-	-	-	9%	17%	17%	10%	16%	17%
	2024	17%	16%	8%	-	8%	*	-	-	-	-	3%	0%	8%	9%	8%	8%
All Grades Science																	
At Approaches Grade Level or Above	2025	78%	79%	74%	-	74%	*	-	-	-	-	38%	*	76%	67%	74%	71%
	2024	75%	75%	68%	-	69%	*	-	-	-	-	27%	*	71%	62%	68%	64%
At Meets Grade Level or Above	2025	47%	46%	37%	-	37%	*	-	-	-	-	4%	*	40%	26%	37%	32%
	2024	43%	40%	25%	-	26%	*	-	-	-	-	15%	*	27%	22%	25%	21%

Texas Education Agency
2024-25 STAAR Performance (TAPR)
 PROGRESO ISD (108910) - HIDALGO COUNTY

	School Year	State	Region 01	District	African American	Hispanic	White	American Indian	Asian	Pacific Islander	Two or More Races	Special Ed (Current)	Special Ed (Former)	Continuously Enrolled	Non-Continuously Enrolled	Econ Disadv	EB/EL (Current & Monitored)
At Masters Grade Level	2025	17%	15%	7%	-	7%	*	-	-	-	-	4%	*	7%	6%	7%	4%
	2024	16%	12%	4%	-	4%	*	-	-	-	-	6%	*	4%	6%	4%	4%
All Grades Social Studies																	
At Approaches Grade Level or Above	2025	77%	75%	61%	*	61%	*	-	-	-	-	22%	-	61%	63%	61%	50%
	2024	78%	77%	72%	-	72%	-	-	-	-	-	39%	-	74%	60%	72%	63%
At Meets Grade Level or Above	2025	50%	46%	32%	*	32%	*	-	-	-	-	11%	-	34%	25%	32%	19%
	2024	51%	47%	36%	-	36%	-	-	-	-	-	22%	-	37%	29%	36%	20%
At Masters Grade Level	2025	27%	22%	9%	*	8%	*	-	-	-	-	0%	-	9%	8%	9%	3%
	2024	27%	21%	12%	-	12%	-	-	-	-	-	0%	-	12%	9%	12%	4%
STAAR Performance Rates by Enrolled Grade at Meets Grade Level or Above																	
3rd Graders																	
Reading and Mathematics	2025	39%	36%	32%	-	33%	*	-	-	-	-	13%	*	31%	36%	32%	31%
	2024	35%	33%	21%	-	21%	-	-	-	-	-	0%	*	24%	0%	21%	21%
Reading and Mathematics Including EOC	2025	39%	36%	32%	-	33%	*	-	-	-	-	13%	*	31%	36%	32%	31%
	2024	35%	33%	21%	-	21%	-	-	-	-	-	0%	*	24%	0%	21%	21%
Reading Including EOC	2025	52%	50%	49%	-	50%	*	-	-	-	-	27%	*	50%	45%	49%	43%
	2024	48%	49%	47%	-	47%	-	-	-	-	-	0%	*	49%	30%	47%	44%
Math Including EOC	2025	46%	43%	44%	-	45%	*	-	-	-	-	20%	*	44%	45%	44%	45%
	2024	42%	39%	28%	-	28%	-	-	-	-	-	11%	*	30%	10%	28%	30%
4th Graders																	
Reading and Mathematics	2025	40%	42%	36%	-	36%	-	-	-	-	-	0%	-	39%	24%	36%	31%
	2024	38%	40%	33%	-	33%	-	-	-	-	-	20%	*	33%	35%	33%	28%
Reading and Mathematics Including EOC	2025	40%	42%	36%	-	36%	-	-	-	-	-	0%	-	39%	24%	36%	31%
	2024	38%	40%	33%	-	33%	-	-	-	-	-	20%	*	33%	35%	33%	28%
Reading Including EOC	2025	54%	56%	50%	-	50%	-	-	-	-	-	0%	-	52%	41%	50%	45%
	2024	51%	54%	43%	-	43%	-	-	-	-	-	20%	*	42%	43%	43%	38%
Math Including EOC	2025	47%	49%	54%	-	54%	-	-	-	-	-	18%	-	57%	41%	54%	49%
	2024	46%	48%	46%	-	46%	-	-	-	-	-	40%	*	47%	43%	46%	42%
5th Graders																	
Reading and Mathematics	2025	42%	43%	43%	-	43%	-	-	-	-	-	40%	*	44%	38%	43%	39%
	2024	42%	41%	35%	-	35%	*	-	-	-	-	36%	*	39%	24%	35%	36%

Texas Education Agency
2024-25 STAAR Performance (TAPR)
 PROGRESO ISD (108910) - HIDALGO COUNTY

	School Year	State	Region 01	District	African American	Hispanic	White	American Indian	Asian	Pacific Islander	Two or More Races	Special Ed (Current)	Special Ed (Former)	Continuously Enrolled	Non-Continuously Enrolled	Econ Disadv	EB / EL (Current & Monitored)
Reading and Mathematics Including EOC	2025	42%	43%	43%	-	43%	-	-	-	-	-	40%	*	44%	38%	43%	39%
	2024	42%	41%	35%	-	35%	*	-	-	-	-	36%	*	39%	24%	35%	36%
Reading Including EOC	2025	58%	60%	48%	-	48%	-	-	-	-	-	40%	*	50%	38%	48%	43%
	2024	55%	55%	43%	-	43%	*	-	-	-	-	36%	*	44%	38%	43%	41%
Math Including EOC	2025	48%	49%	54%	-	54%	-	-	-	-	-	40%	*	56%	46%	54%	53%
	2024	51%	51%	61%	-	62%	*	-	-	-	-	55%	*	66%	48%	61%	66%
6th Graders																	
Reading and Mathematics	2025	37%	32%	26%	-	26%	*	-	-	-	-	40%	*	26%	25%	26%	20%
	2024	36%	33%	32%	-	32%	-	-	-	-	-	8%	*	33%	25%	32%	29%
Reading and Mathematics Including EOC	2025	37%	32%	26%	-	26%	*	-	-	-	-	40%	*	26%	25%	26%	20%
	2024	36%	33%	32%	-	32%	-	-	-	-	-	8%	*	33%	25%	32%	29%
Reading Including EOC	2025	56%	54%	35%	-	35%	*	-	-	-	-	50%	*	36%	29%	35%	26%
	2024	57%	55%	47%	-	47%	-	-	-	-	-	8%	*	50%	35%	47%	42%
Math Including EOC	2025	41%	36%	39%	-	39%	*	-	-	-	-	50%	*	38%	44%	39%	36%
	2024	40%	37%	41%	-	41%	-	-	-	-	-	38%	*	44%	30%	41%	39%
7th Graders																	
Reading and Mathematics	2025	36%	34%	40%	-	40%	-	-	-	-	-	27%	*	43%	29%	40%	36%
	2024	35%	33%	32%	-	32%	*	-	-	-	-	0%	-	36%	17%	32%	30%
Reading and Mathematics Including EOC	2025	38%	35%	40%	-	40%	-	-	-	-	-	27%	*	43%	29%	40%	36%
	2024	36%	34%	32%	-	32%	*	-	-	-	-	0%	-	36%	17%	32%	30%
Reading Including EOC	2025	54%	54%	51%	-	51%	-	-	-	-	-	27%	*	49%	57%	51%	42%
	2024	54%	53%	52%	-	52%	*	-	-	-	-	0%	-	56%	33%	52%	45%
Math Including EOC	2025	43%	40%	49%	-	49%	-	-	-	-	-	36%	*	53%	29%	49%	46%
	2024	40%	39%	38%	-	38%	*	-	-	-	-	8%	-	38%	39%	38%	37%
8th Graders																	
Reading and Mathematics	2025	30%	34%	18%	-	19%	*	-	-	-	-	0%	-	16%	27%	18%	20%
	2024	28%	32%	8%	-	8%	-	-	-	-	-	11%	-	9%	6%	8%	11%
Reading and Mathematics Including EOC	2025	44%	45%	41%	-	41%	*	-	-	-	-	0%	-	43%	29%	41%	40%
	2024	41%	41%	23%	-	23%	-	-	-	-	-	11%	-	27%	10%	23%	21%
Reading Including EOC	2025	59%	59%	53%	-	53%	*	-	-	-	-	0%	-	57%	29%	53%	48%
	2024	57%	56%	41%	-	41%	-	-	-	-	-	11%	-	45%	25%	41%	39%

Texas Education Agency
2024-25 STAAR Performance (TAPR)
 PROGRESO ISD (108910) - HIDALGO COUNTY

	School Year	State	Region 01	District	African American	Hispanic	White	American Indian	Asian	Pacific Islander	Two or More Races	Special Ed (Current)	Special Ed (Former)	Continuously Enrolled	Non-Continuously Enrolled	Econ Disadv	EB/EL (Current & Monitored)
Math Including EOC	2025	51%	54%	54%	-	54%	*	-	-	-	-	0%	-	54%	50%	54%	55%
	2024	49%	51%	26%	-	26%	-	-	-	-	-	11%	-	30%	15%	26%	24%
3rd - 8th Graders																	
Reading and Mathematics	2025	38%	37%	33%	-	33%	*	-	-	-	-	17%	60%	34%	29%	33%	30%
	2024	36%	36%	27%	-	27%	*	-	-	-	-	12%	60%	29%	20%	27%	26%
Reading and Mathematics Including EOC	2025	40%	39%	36%	-	37%	20%	-	-	-	-	17%	60%	38%	29%	36%	33%
	2024	38%	37%	29%	-	29%	*	-	-	-	-	12%	60%	32%	21%	29%	28%
Reading Including EOC	2025	55%	55%	48%	-	48%	20%	-	-	-	-	22%	80%	49%	40%	48%	41%
	2024	54%	54%	45%	-	45%	*	-	-	-	-	12%	80%	48%	35%	45%	42%
Math Including EOC	2025	46%	45%	49%	-	49%	40%	-	-	-	-	25%	60%	51%	42%	49%	47%
	2024	45%	44%	40%	-	40%	*	-	-	-	-	27%	60%	41%	33%	40%	39%

* Indicates results are masked due to small numbers to protect student confidentiality.

- Indicates there are no students in the group.

Texas Education Agency
2024-25 STAR Progress (TAPR)
 PROGRESO ISD (108910) - HIDALGO COUNTY

	School Year	State	Region 01	District	African American	Hispanic	White	American Indian	Asian	Pacific Islander	Two or More Races	Special Ed (Current)	Special Ed (Former)	Continuously Enrolled	Non-Continuously Enrolled	Econ Disadv	EB/EL & (Current)	G/T Monitored)
Grade 4 ELA/Reading	2025	71%	71%	73%	-	-	-	-	-	-	-	59%	-	74%	71%	73%	69%	88%
Grade 4 Mathematics	2024	67%	70%	65%	-	-	-	-	-	-	-	70%	*	68%	58%	73%	62%	---
Grade 4 Mathematics	2025	69%	70%	66%	-	-	-	-	-	-	-	50%	*	65%	66%	66%	100%	---
Grade 5 ELA/Reading	2024	70%	70%	70%	-	-	-	-	-	-	-	77%	*	64%	75%	67%	64%	---
Grade 5 ELA/Reading	2025	67%	70%	66%	-	-	-	-	-	-	-	70%	*	60%	67%	61%	59%	90%
Grade 5 Mathematics	2024	67%	66%	65%	-	-	-	-	-	-	-	73%	*	75%	65%	73%	76%	---
Grade 5 ELA/Reading	2025	64%	61%	53%	-	-	-	-	-	-	-	60%	*	52%	56%	53%	43%	69%
Grade 6 Mathematics	2024	61%	58%	52%	-	-	-	-	-	-	-	18%	*	53%	47%	52%	49%	---
Grade 6 Mathematics	2025	56%	49%	52%	-	-	-	-	-	-	-	85%	*	48%	67%	52%	48%	75%
Grade 7 ELA/Reading	2024	48%	44%	40%	-	-	-	-	-	-	-	45%	*	39%	47%	40%	37%	---
Grade 7 ELA/Reading	2025	64%	65%	60%	-	-	-	-	-	-	-	50%	*	59%	61%	60%	54%	100%
Grade 7 Mathematics	2024	66%	67%	69%	-	-	-	-	-	-	-	18%	-	71%	59%	69%	66%	---
Grade 7 Mathematics	2025	50%	51%	62%	-	-	-	-	-	-	-	55%	*	65%	46%	62%	59%	83%
Grade 8 ELA/Reading	2024	49%	53%	71%	-	-	-	-	-	-	-	23%	-	74%	56%	71%	72%	---
Grade 8 ELA/Reading	2025	72%	72%	61%	-	-	-	-	-	-	-	32%	-	65%	35%	61%	62%	83%
Grade 8 Mathematics	2024	68%	75%	61%	-	-	-	-	-	-	-	25%	-	60%	61%	61%	64%	*
Grade 8 Mathematics	2025	68%	69%	59%	-	-	-	-	-	-	-	50%	-	59%	61%	59%	58%	---
Grade 8 Mathematics	2024	64%	64%	64%	-	-	-	-	-	-	-	54%	*	65%	61%	64%	62%	88%
All Grades ELA/Reading	2024	67%	66%	62%	-	-	-	-	-	-	-	47%	*	63%	57%	62%	58%	81%
All Grades ELA/Reading	2025	67%	66%	66%	-	-	-	-	-	-	-	44%	*	64%	59%	63%	59%	---
All Grades Mathematics	2024	64%	64%	64%	-	-	-	-	-	-	-	54%	*	65%	61%	64%	62%	88%
All Grades Mathematics	2025	64%	64%	64%	-	-	-	-	-	-	-	54%	*	65%	61%	64%	62%	88%
End of Course Algebra I	2024	74%	73%	70%	-	-	-	-	-	-	-	64%	-	74%	42%	70%	70%	95%
End of Course Algebra I	2025	74%	73%	70%	-	-	-	-	-	-	-	64%	-	74%	42%	70%	70%	95%
End of Course English II	2024	69%	70%	73%	-	-	-	-	-	-	-	42%	-	75%	74%	74%	66%	---
End of Course English II	2025	69%	70%	73%	-	-	-	-	-	-	-	42%	-	75%	74%	74%	66%	---
End of Course English I	2024	64%	59%	51%	-	-	-	-	-	-	-	30%	*	53%	39%	51%	41%	---
End of Course English I	2025	63%	59%	57%	-	-	-	-	-	-	-	30%	-	56%	58%	57%	50%	67%
All Grades Both Subjects	2024	64%	64%	62%	-	-	-	-	-	-	-	47%	56%	62%	59%	62%	59%	---
All Grades Both Subjects	2025	65%	65%	63%	-	-	-	-	-	-	-	50%	100%	64%	59%	63%	60%	84%
School Progress - Accelerated Learning by Grade and Subject	2024	40%	42%	48%	-	-	-	-	-	-	-	50%	-	41%	80%	48%	42%	-
Grade 4 ELA/Reading	2024	40%	43%	46%	-	-	-	-	-	-	-	25%	*	56%	25%	46%	45%	---
Grade 4 Mathematics	2024	27%	33%	36%	-	-	-	-	-	-	-	25%	-	45%	33%	42%	36%	-
Grade 4 ELA/Reading	2025	26%	32%	32%	-	-	-	-	-	-	-	55%	-	67%	40%	55%	50%	---
Grade 4 Mathematics	2025	27%	33%	36%	-	-	-	-	-	-	-	25%	-	45%	33%	42%	36%	-

School Progress - Annual Growth by Grade and Subject

Texas Education Agency
2024-25 STAAR Progress (TAPR)
PROGRESO ISD (108910) - HIDALGO COUNTY

	School Year	State	Region 01	District	African American	Hispanic	White	American Indian	Asian	Pacific Islander	Two or More Races	Special Ed (Current)	Special Ed (Former)	Continuously Enrolled	Non-Continuously Enrolled	Econ Disadv	EB/EL (Current & Monitored)	G/T
Grade 5 ELA/Reading	2025	25%	25%	29%	-	29%	-	-	-	-	-	*	-	22%	40%	29%	33%	-
	2024	35%	37%	35%	-	35%	-	-	-	-	-	*	-	31%	43%	35%	39%	---
Grade 5 Mathematics	2025	35%	38%	33%	-	33%	-	-	-	-	-	*	-	13%	*	33%	40%	-
	2024	41%	47%	50%	-	50%	-	-	-	-	-	*	-	50%	50%	50%	55%	---
Grade 6 ELA/Reading	2025	27%	25%	35%	-	33%	*	-	-	-	-	*	-	33%	40%	35%	23%	-
	2024	24%	22%	25%	-	25%	-	-	-	-	-	*	-	30%	17%	25%	20%	---
Grade 6 Mathematics	2025	33%	33%	63%	-	63%	-	-	-	-	-	*	-	60%	*	63%	57%	-
	2024	27%	26%	17%	-	17%	-	-	-	-	-	*	-	*	*	17%	0%	---
Grade 7 ELA/Reading	2025	25%	26%	18%	-	18%	-	-	-	-	-	14%	-	21%	*	18%	19%	-
	2024	23%	25%	29%	-	30%	*	-	-	-	-	13%	-	35%	14%	29%	30%	---
Grade 7 Mathematics	2025	16%	18%	31%	-	31%	-	-	-	-	-	*	-	38%	20%	31%	33%	-
	2024	14%	18%	31%	-	32%	*	-	-	-	-	0%	-	36%	14%	31%	37%	---
Grade 8 ELA/Reading	2025	40%	42%	21%	-	22%	*	-	-	-	-	30%	-	29%	0%	21%	22%	-
	2024	34%	35%	33%	-	33%	-	-	-	-	-	43%	-	42%	13%	33%	26%	---
Grade 8 Mathematics	2025	42%	50%	41%	-	42%	*	-	-	-	-	27%	-	38%	50%	41%	45%	*
	2024	44%	59%	52%	-	52%	-	-	-	-	-	29%	-	50%	58%	52%	50%	---
End of Course English I	2025	23%	21%	36%	-	36%	-	-	-	-	-	*	-	40%	33%	36%	36%	-
	2024	20%	17%	0%	-	0%	-	-	-	-	-	-	-	*	*	0%	*	---
End of Course English II	2025	29%	27%	27%	-	27%	-	-	-	-	-	*	-	30%	20%	27%	32%	-
	2024	29%	28%	50%	-	50%	-	-	-	-	-	*	-	61%	17%	50%	50%	---
End of Course Algebra I	2025	54%	58%	60%	-	60%	-	-	-	-	-	*	-	67%	*	60%	60%	-
	2024	55%	61%	*	-	*	-	-	-	-	-	-	-	*	-	*	-	---
All Grades Both Subjects	2025	33%	34%	36%	-	36%	*	-	-	-	-	34%	-	36%	35%	36%	35%	*
	2024	32%	36%	40%	-	40%	*	-	-	-	-	15%	-	44%	30%	40%	38%	---
All Grades ELA/Reading	2025	31%	31%	30%	-	30%	*	-	-	-	-	26%	-	31%	29%	30%	30%	-
	2024	30%	30%	36%	-	36%	*	-	-	-	-	17%	-	43%	20%	36%	34%	---
All Grades Mathematics	2025	35%	38%	43%	-	44%	*	-	-	-	-	43%	-	43%	44%	43%	43%	*
	2024	35%	42%	44%	-	45%	*	-	-	-	-	13%	-	44%	44%	44%	44%	---

* Indicates results are masked due to small numbers to protect student confidentiality.
 - Indicates there are no students in the group.
 --- First reported in 2025.

Texas Education Agency
2024-25 Bilingual Education/English as a Second Language (Current EB Students/EL) (TAPR)
 PROGRESO ISD (108910) - HIDALGO COUNTY

	School Year	State	Region 01	District	Total Bilingual Education	BE-Trans Early Exit	BE-Trans Late Exit	BE-Dual Two-Way	BE-Dual One-Way	ALP Bilingual (Exception)	Total ESL	ESL Content-Based	ESL Pull-Out	ALP ESL (Waiver)	EB/EL with Parental Denial	Never EB/EL	Total EB/EL (Current)	Monitored & Former EB/EL
STAAR Performance Rate by Subject and Performance Level																		
All Grades All Subjects																		
At Approaches Grade Level or Above	2025	75%	75%	72%	73%	72%	-	73%	-	81%	62%	-	62%	-	*	80%	66%	86%
	2024	75%	75%	72%	73%	73%	-	-	-	-	64%	-	64%	*	*	75%	67%	91%
At Meets Grade Level or Above	2025	50%	48%	41%	37%	34%	-	44%	-	31%	29%	-	29%	-	*	51%	31%	66%
	2024	48%	47%	37%	39%	39%	-	-	-	-	27%	-	27%	*	*	38%	31%	64%
At Masters Grade Level	2025	21%	20%	13%	12%	9%	-	20%	-	7%	5%	-	5%	-	*	14%	8%	31%
	2024	20%	18%	10%	12%	12%	-	-	-	-	5%	-	5%	*	*	8%	7%	21%
All Grades ELA/Reading																		
At Approaches Grade Level or Above	2025	76%	75%	70%	71%	70%	-	67%	-	93%	56%	-	56%	-	*	83%	61%	91%
	2024	76%	75%	71%	72%	72%	-	-	-	-	61%	-	61%	-	*	78%	65%	89%
At Meets Grade Level or Above	2025	54%	53%	43%	37%	33%	-	43%	-	36%	27%	-	27%	-	*	61%	30%	76%
	2024	54%	53%	44%	40%	40%	-	-	-	-	32%	-	32%	-	*	47%	35%	80%
At Masters Grade Level	2025	23%	22%	14%	13%	9%	-	19%	-	21%	4%	-	4%	-	*	18%	7%	35%
	2024	22%	21%	12%	13%	13%	-	-	-	-	7%	-	7%	-	*	10%	9%	32%
All Grades Mathematics																		
At Approaches Grade Level or Above	2025	72%	73%	77%	79%	76%	-	79%	-	93%	73%	-	73%	-	*	81%	76%	80%
	2024	72%	74%	76%	79%	79%	-	-	-	-	70%	-	70%	*	*	78%	74%	88%
At Meets Grade Level or Above	2025	45%	44%	43%	44%	42%	-	45%	-	50%	34%	-	34%	-	*	46%	38%	58%
	2024	43%	43%	35%	45%	45%	-	-	-	-	27%	-	27%	*	*	33%	35%	42%
At Masters Grade Level	2025	20%	19%	16%	14%	12%	-	21%	-	0%	10%	-	10%	-	*	11%	12%	40%
	2024	17%	16%	8%	12%	12%	-	-	-	-	5%	-	5%	*	*	6%	8%	11%
All Grades Science																		

Texas Education Agency
2024-25 Bilingual Education/English as a Second Language (Current EB Students/EL) (TAPR)
 PROGRESO ISD (108910) - HIDALGO COUNTY

	School Year	State	Region 01	District	Total Bilingual Education	BE-Trans Early Exit	BE-Trans Late Exit	BE-Dual Two-Way	BE-Dual One-Way	ALP Bilingual (Exception)	Total ESL	ESL Content-Based	ESL Pull-Out	ALP ESL (Waiver)	EB/EL with Parental Denial	Never EB/EL	Total EB/EL (Current)	Monitored & Former EB/EL	
At Approaches Grade Level or Above	2025	78%	79%	74%	63%	66%	-	-	-	57%	70%	-	70%	-	*	78%	68%	90%	
	2024	75%	75%	68%	58%	58%	-	-	-	-	65%	-	65%	-	-	69%	63%	93%	
At Meets Grade Level or Above	2025	47%	46%	37%	10%	11%	-	-	-	7%	31%	-	31%	-	*	46%	26%	70%	
	2024	43%	40%	25%	17%	17%	-	-	-	-	19%	-	19%	-	-	22%	18%	60%	
At Masters Grade Level	2025	17%	15%	7%	2%	3%	-	-	-	0%	1%	-	1%	-	*	11%	2%	22%	
	2024	16%	12%	4%	8%	8%	-	-	-	-	2%	-	2%	-	-	4%	4%	7%	
All Grades Social Studies																			
At Approaches Grade Level or Above	2025	77%	75%	61%	-	-	-	-	-	-	47%	-	47%	-	-	70%	47%	82%	
	2024	78%	77%	72%	-	-	-	-	-	-	59%	-	59%	-	-	62%	59%	98%	
At Meets Grade Level or Above	2025	50%	46%	32%	-	-	-	-	-	-	19%	-	19%	-	-	40%	19%	54%	
	2024	51%	47%	36%	-	-	-	-	-	-	17%	-	17%	-	-	38%	17%	66%	
At Masters Grade Level	2025	27%	22%	9%	-	-	-	-	-	-	3%	-	3%	-	-	15%	3%	16%	
	2024	27%	21%	12%	-	-	-	-	-	-	4%	-	4%	-	-	12%	4%	25%	
School Progress - Annual Growth																			
All Grades Both Subjects	2025	65%	65%	63%	62%	62%	-	-	-	66%	53%	-	53%	-	*	73%	56%	75%	
	2024	64%	64%	62%	65%	65%	-	-	-	-	55%	-	55%	-	*	66%	58%	71%	
All Grades ELA/Reading	2025	67%	66%	62%	63%	61%	-	-	-	79%	51%	-	51%	-	*	76%	55%	71%	
	2024	67%	66%	63%	62%	62%	-	-	-	-	55%	-	55%	-	*	68%	57%	77%	
All Grades Mathematics	2025	64%	64%	64%	61%	63%	-	-	-	54%	56%	-	56%	-	*	70%	58%	82%	
	2024	60%	62%	61%	68%	68%	-	-	-	-	55%	-	55%	-	*	65%	60%	61%	
School Progress - Accelerated Learning																			
All Grades Both Subjects	2025	33%	34%	36%	36%	31%	-	-	-	75%	34%	-	34%	-	-	47%	35%	21%	
	2024	32%	36%	40%	46%	46%	-	-	-	-	36%	-	36%	-	-	46%	39%	20%	

Texas Education Agency
2024-25 Bilingual Education/English as a Second Language (Current EB Students/EL) (TAPR)
 PROGRESO ISD (108910) - HIDALGO COUNTY

	School Year	State	Region 01	District	Total Bilingual Education	BE-Trans Early Exit	BE-Trans Late Exit	BE-Dual Two-Way	BE-Dual One-Way	ALP Bilingual (Exception)	Total ESL	ESL Content-Based	ESL Pull-Out	ALP ESL (Waiver)	EB/EL with Parental Denial	Never EB/EL	Total EB/EL (Current)	Monitored & Former EB/EL
All Grades ELA/Reading	2025	31%	31%	30%	39%	32%	-	-	-	80%	26%	-	26%	-	-	47%	30%	11%
	2024	30%	30%	36%	42%	42%	-	-	-	-	31%	-	31%	-	-	45%	34%	*
All Grades Mathematics	2025	35%	38%	43%	33%	30%	-	-	-	*	48%	-	48%	-	-	48%	43%	40%
	2024	35%	42%	44%	52%	52%	-	-	-	-	42%	-	42%	-	-	46%	44%	*

* Indicates results are masked due to small numbers to protect student confidentiality.
 - Indicates there are no students in the group.
 Blank cell indicates there are no data available in the group.

Texas Education Agency
2024-25 STAAR Participation (TAPR)
 PROGRESO ISD (108910) - HIDALGO COUNTY

	State	Region 01	District	African American	Hispanic	White	American Indian	Asian	Pacific Islander	Two or More Races	Special Ed (Current)	Special Ed (Former)	Continuously Enrolled	Non-Continuously Enrolled	Econ Disadv	EB / EL (Current & Monitored)
2025 STAAR Participation (All Grades)																
All Tests																
Assessment Participant	99%	99%	99%	*	99%	100%	-	-	-	-	99%	100%	99%	99%	99%	99%
Included in Accountability	93%	93%	92%	*	92%	100%	-	-	-	-	89%	88%	95%	81%	92%	91%
Not Included in Accountability: Mobile	4%	3%	3%	*	3%	0%	-	-	-	-	3%	12%	0%	11%	2%	2%
Not Included in Accountability: Other Exclusions	2%	3%	5%	*	5%	0%	-	-	-	-	6%	0%	4%	8%	5%	6%
Not Tested	1%	1%	1%	*	1%	0%	-	-	-	-	1%	0%	1%	1%	1%	1%
Absent	1%	0%	0%	*	0%	0%	-	-	-	-	1%	0%	0%	0%	0%	0%
Other	0%	0%	1%	*	1%	0%	-	-	-	-	0%	0%	1%	0%	1%	0%
Reading																
Assessment Participant	99%	100%	100%	-	100%	100%	-	-	-	-	100%	100%	100%	99%	100%	100%
Included in Accountability	91%	90%	87%	-	87%	100%	-	-	-	-	82%	88%	90%	75%	87%	84%
Not Included in Accountability: Mobile	4%	3%	3%	-	3%	0%	-	-	-	-	5%	13%	0%	11%	3%	2%
Not Included in Accountability: Other Exclusions	4%	6%	10%	-	10%	0%	-	-	-	-	13%	0%	9%	13%	10%	13%
Not Tested	1%	0%	0%	-	0%	0%	-	-	-	-	0%	0%	0%	1%	0%	0%
Absent	1%	0%	0%	-	0%	0%	-	-	-	-	0%	0%	0%	0%	0%	0%
Other	0%	0%	0%	-	0%	0%	-	-	-	-	0%	0%	0%	0%	0%	0%
Mathematics																
Assessment Participant	99%	99%	98%	*	98%	100%	-	-	-	-	99%	100%	98%	99%	98%	99%
Included in Accountability	94%	95%	94%	*	95%	100%	-	-	-	-	94%	86%	97%	82%	95%	96%
Not Included in Accountability: Mobile	4%	3%	3%	*	3%	0%	-	-	-	-	4%	14%	1%	12%	2%	2%
Not Included in Accountability: Other Exclusions	1%	1%	1%	*	1%	0%	-	-	-	-	1%	0%	0%	5%	1%	1%
Not Tested	1%	1%	2%	*	2%	0%	-	-	-	-	1%	0%	2%	1%	2%	1%
Absent	1%	0%	0%	*	0%	0%	-	-	-	-	1%	0%	0%	0%	0%	0%
Other	0%	0%	2%	*	2%	0%	-	-	-	-	0%	0%	2%	1%	2%	0%
Science																
Assessment Participant	99%	99%	100%	-	100%	*	-	-	-	-	96%	*	100%	100%	100%	100%
Included in Accountability	94%	95%	97%	-	97%	*	-	-	-	-	96%	*	99%	90%	98%	97%
Not Included in Accountability: Mobile	4%	3%	2%	-	2%	*	-	-	-	-	0%	*	0%	8%	2%	2%
Not Included in Accountability: Other Exclusions	1%	1%	0%	-	0%	*	-	-	-	-	0%	*	0%	2%	0%	0%
Not Tested	1%	1%	0%	-	0%	*	-	-	-	-	4%	*	0%	0%	0%	0%

Texas Education Agency
2024-25 STAAR Participation (TAPR)
 PROGRESO ISD (108910) - HIDALGO COUNTY

	State	Region 01	District	African American	Hispanic	White	American Indian	Asian	Pacific Islander	Two or More Races	Special Ed (Current)	Special Ed (Former)	Continuously Enrolled	Non-Continuously Enrolled	Econ Disadv	EB / EL (Current & Monitored)
Absent	1%	1%	0%	-	0%	*	-	-	-	-	4%	*	0%	0%	0%	0%
Other	0%	0%	0%	-	0%	*	-	-	-	-	0%	*	0%	0%	0%	0%
Social Studies																
Assessment Participant	99%	99%	99%	*	99%	*	-	-	-	-	95%	-	99%	98%	99%	98%
Included in Accountability	94%	96%	97%	*	97%	*	-	-	-	-	95%	-	99%	91%	97%	96%
Not Included in Accountability: Mobile	4%	3%	2%	*	2%	*	-	-	-	-	0%	-	1%	7%	2%	2%
Not Included in Accountability: Other Exclusions	1%	1%	0%	*	0%	*	-	-	-	-	0%	-	0%	0%	0%	0%
Not Tested	1%	1%	1%	*	1%	*	-	-	-	-	5%	-	1%	2%	1%	2%
Absent	1%	1%	1%	*	1%	*	-	-	-	-	5%	-	1%	2%	1%	2%
Other	0%	0%	0%	*	0%	*	-	-	-	-	0%	-	0%	0%	0%	0%
Accelerated Testers																
SAT/ACT Participant	94%	92%	76%	-	76%	-	-	-	-	-	-	-	73%	*	76%	100%
2024 STAAR Participation (All Grades)																
All Tests																
Assessment Participant	99%	99%	99%	*	99%	100%	-	-	-	-	100%	100%	100%	99%	99%	99%
Included in Accountability	92%	93%	90%	*	91%	91%	-	-	-	-	92%	100%	96%	72%	90%	88%
Not Included in Accountability: Mobile	4%	3%	4%	*	3%	0%	-	-	-	-	4%	0%	0%	15%	3%	3%
Not Included in Accountability: Other Exclusions	2%	3%	6%	*	6%	9%	-	-	-	-	4%	0%	4%	12%	6%	8%
Not Tested	1%	1%	1%	*	1%	0%	-	-	-	-	0%	0%	0%	1%	1%	1%
Absent	1%	0%	0%	*	0%	0%	-	-	-	-	0%	0%	0%	1%	0%	0%
Other	0%	0%	0%	*	0%	0%	-	-	-	-	0%	0%	0%	0%	0%	0%
Reading																
Assessment Participant	99%	100%	100%	*	100%	100%	-	-	-	-	100%	100%	100%	99%	100%	100%
Included in Accountability	91%	90%	84%	*	85%	80%	-	-	-	-	86%	100%	91%	64%	85%	81%
Not Included in Accountability: Mobile	4%	3%	4%	*	3%	0%	-	-	-	-	4%	0%	0%	14%	3%	3%
Not Included in Accountability: Other Exclusions	4%	6%	12%	*	12%	20%	-	-	-	-	10%	0%	8%	22%	12%	16%
Not Tested	1%	0%	0%	*	0%	0%	-	-	-	-	0%	0%	0%	1%	0%	0%
Absent	1%	0%	0%	*	0%	0%	-	-	-	-	0%	0%	0%	1%	0%	0%
Other	0%	0%	0%	*	0%	0%	-	-	-	-	0%	0%	0%	0%	0%	0%
Mathematics																
Assessment Participant	99%	99%	99%	*	99%	*	-	-	-	-	100%	100%	99%	99%	99%	99%
Included in Accountability	93%	95%	94%	*	95%	*	-	-	-	-	96%	100%	99%	78%	94%	94%

Texas Education Agency
2024-25 STAAR Participation (TAPR)
 PROGRESO ISD (108910) - HIDALGO COUNTY

	State	Region 01	District	African American	Hispanic	White	American Indian	Asian	Pacific Islander	Two or More Races	Special Ed (Current)	Special Ed (Former)	Continuously Enrolled	Non-Continuously Enrolled	Econ Disadv	EB / EL (Current & Monitored)
Not Included in Accountability: Mobile	5%	3%	4%	*	3%	*	-	-	-	-	4%	0%	0%	15%	3%	3%
Not Included in Accountability: Other Exclusions	1%	1%	1%	*	1%	*	-	-	-	-	0%	0%	0%	6%	1%	2%
Not Tested	1%	1%	1%	*	1%	*	-	-	-	-	0%	0%	1%	1%	1%	1%
Absent	1%	0%	0%	*	0%	*	-	-	-	-	0%	0%	0%	1%	0%	0%
Other	0%	0%	0%	*	0%	*	-	-	-	-	0%	0%	1%	0%	0%	0%
Science																
Assessment Participant	99%	99%	99%	*	99%	*	-	-	-	-	100%	*	100%	98%	99%	99%
Included in Accountability	93%	95%	95%	*	95%	*	-	-	-	-	97%	*	100%	81%	95%	95%
Not Included in Accountability: Mobile	4%	3%	4%	*	3%	*	-	-	-	-	3%	*	0%	15%	3%	4%
Not Included in Accountability: Other Exclusions	1%	1%	0%	*	0%	*	-	-	-	-	0%	*	0%	1%	0%	0%
Not Tested	1%	1%	1%	*	1%	*	-	-	-	-	0%	*	0%	3%	1%	1%
Absent	1%	1%	1%	*	1%	*	-	-	-	-	0%	*	0%	3%	1%	1%
Other	0%	0%	0%	*	0%	*	-	-	-	-	0%	*	0%	0%	0%	0%
Social Studies																
Assessment Participant	99%	99%	100%	-	100%	-	-	-	-	-	100%	-	100%	100%	100%	100%
Included in Accountability	94%	96%	97%	-	98%	-	-	-	-	-	95%	-	100%	83%	97%	96%
Not Included in Accountability: Mobile	4%	3%	3%	-	2%	-	-	-	-	-	5%	-	0%	17%	3%	4%
Not Included in Accountability: Other Exclusions	1%	1%	0%	-	0%	-	-	-	-	-	0%	-	0%	0%	0%	0%
Not Tested	1%	1%	0%	-	0%	-	-	-	-	-	0%	-	0%	0%	0%	0%
Absent	1%	1%	0%	-	0%	-	-	-	-	-	0%	-	0%	0%	0%	0%
Other	0%	0%	0%	-	0%	-	-	-	-	-	0%	-	0%	0%	0%	0%
Accelerated Testers																
SAT/ACT Participant	93%	91%	90%	-	90%	-	-	-	-	-	-	-	89%	*	90%	86%

* Indicates results are masked due to small numbers to protect student confidentiality.
 - Indicates there are no students in the group.

Texas Education Agency
2024-25 Attendance, Graduation, and Dropout Rates (TAPR)
 PROGRESO ISD (108910) - HIDALGO COUNTY

	State	Region 01	District	African American	Hispanic	White	American Indian	Asian	Pacific Islander	Two or More Races	Special Ed	Econ Disadv	EB/EL
Attendance Rate													
2023-24	93.6%	93.1%	92.1%	*	92.1%	85.6%	-	-	-	-	90.8%	92.1%	92.1%
2022-23	93.3%	92.7%	92.2%	-	92.2%	88.9%	-	-	-	-	91.4%	92.2%	92.4%
Chronic Absenteeism													
2023-24	19.0%	22.9%	28.3%	*	28.2%	62.5%	-	-	-	-	33.6%	27.4%	27.3%
2022-23	20.3%	25.0%	26.1%	-	25.7%	63.6%	-	-	-	-	27.7%	25.3%	26.3%
Annual Dropout Rate (Gr 7-8)													
2023-24	0.7%	0.4%	0.5%	-	0.5%	*	-	-	-	-	3.4%	0.5%	0.7%
2022-23	0.8%	0.4%	0.0%	-	0.0%	*	-	-	-	-	0.0%	0.0%	0.0%
Annual Dropout Rate (Gr 9-12)													
2023-24	1.9%	1.0%	1.8%	*	1.9%	*	-	-	-	-	2.9%	1.6%	3.4%
2022-23	2.0%	1.0%	2.4%	-	2.4%	-	-	-	-	-	2.5%	2.4%	3.0%
4-Year Longitudinal Rate (Gr 9-12)													
Class of 2024													
Graduated	90.7%	94.1%	92.9%	-	92.9%	-	-	-	-	-	91.7%	92.9%	88.9%
Received TxCHSE	0.3%	0.1%	0.0%	-	0.0%	-	-	-	-	-	0.0%	0.0%	0.0%
Continued HS	3.1%	2.6%	0.8%	-	0.8%	-	-	-	-	-	0.0%	0.8%	0.0%
Dropped Out	5.8%	3.1%	6.3%	-	6.3%	-	-	-	-	-	8.3%	6.3%	11.1%
Graduates and TxCHSE	91.1%	94.2%	92.9%	-	92.9%	-	-	-	-	-	91.7%	92.9%	88.9%
Graduates, TxCHSE, and Continuers	94.2%	96.9%	93.7%	-	93.7%	-	-	-	-	-	91.7%	93.7%	88.9%
Class of 2023													
Graduated	90.3%	93.9%	88.6%	-	88.6%	-	-	-	-	-	90.9%	88.6%	81.3%
Received TxCHSE	0.3%	0.1%	0.0%	-	0.0%	-	-	-	-	-	0.0%	0.0%	0.0%
Continued HS	3.1%	2.7%	1.8%	-	1.8%	-	-	-	-	-	0.0%	1.8%	4.2%
Dropped Out	6.3%	3.3%	9.6%	-	9.6%	-	-	-	-	-	9.1%	9.6%	14.6%
Graduates and TxCHSE	90.6%	94.0%	88.6%	-	88.6%	-	-	-	-	-	90.9%	88.6%	81.3%
Graduates, TxCHSE, and Continuers	93.7%	96.7%	90.4%	-	90.4%	-	-	-	-	-	90.9%	90.4%	85.4%
5-Year Extended Longitudinal Rate (Gr 9-12)													
Class of 2023													
Graduated	92.1%	95.4%	90.4%	-	90.4%	-	-	-	-	-	90.9%	90.4%	85.4%
Received TxCHSE	0.4%	0.1%	0.0%	-	0.0%	-	-	-	-	-	0.0%	0.0%	0.0%
Continued HS	1.0%	1.1%	0.0%	-	0.0%	-	-	-	-	-	0.0%	0.0%	0.0%
Dropped Out	6.5%	3.4%	9.6%	-	9.6%	-	-	-	-	-	9.1%	9.6%	14.6%
Graduates and TxCHSE	92.6%	95.5%	90.4%	-	90.4%	-	-	-	-	-	90.9%	90.4%	85.4%

Texas Education Agency
2024-25 Attendance, Graduation, and Dropout Rates (TAPR)
 PROGRESO ISD (108910) - HIDALGO COUNTY

	State	Region 01	District	African American	Hispanic	White	American Indian	Asian	Pacific Islander	Two or More Races	Special Ed	Econ Disadv	EB/EL
Graduates, TxCHSE, and Continuers	93.5%	96.6%	90.4%	-	90.4%	-	-	-	-	-	90.9%	90.4%	85.4%
Class of 2022													
Graduated	91.8%	94.7%	89.6%	-	89.6%	-	-	-	-	-	62.5%	89.6%	77.3%
Received TxCHSE	0.4%	0.2%	0.0%	-	0.0%	-	-	-	-	-	0.0%	0.0%	0.0%
Continued HS	1.0%	1.2%	0.0%	-	0.0%	-	-	-	-	-	0.0%	0.0%	0.0%
Dropped Out	6.8%	4.0%	10.4%	-	10.4%	-	-	-	-	-	37.5%	10.4%	22.7%
Graduates and TxCHSE	92.2%	94.8%	89.6%	-	89.6%	-	-	-	-	-	62.5%	89.6%	77.3%
Graduates, TxCHSE, and Continuers	93.2%	96.0%	89.6%	-	89.6%	-	-	-	-	-	62.5%	89.6%	77.3%
6-Year Extended Longitudinal Rate (Gr 9-12)													
Class of 2022													
Graduated	92.2%	95.1%	89.6%	-	89.6%	-	-	-	-	-	62.5%	89.6%	77.3%
Received TxCHSE	0.5%	0.2%	0.0%	-	0.0%	-	-	-	-	-	0.0%	0.0%	0.0%
Continued HS	0.5%	0.8%	0.0%	-	0.0%	-	-	-	-	-	0.0%	0.0%	0.0%
Dropped Out	6.8%	3.9%	10.4%	-	10.4%	-	-	-	-	-	37.5%	10.4%	22.7%
Graduates and TxCHSE	92.7%	95.3%	89.6%	-	89.6%	-	-	-	-	-	62.5%	89.6%	77.3%
Graduates, TxCHSE, and Continuers	93.2%	96.1%	89.6%	-	89.6%	-	-	-	-	-	62.5%	89.6%	77.3%
Class of 2021													
Graduated	92.7%	94.5%	89.1%	-	89.8%	*	-	-	-	-	70.0%	89.1%	61.5%
Received TxCHSE	0.5%	0.2%	0.7%	-	0.7%	*	-	-	-	-	0.0%	0.7%	3.8%
Continued HS	0.5%	0.6%	0.0%	-	0.0%	*	-	-	-	-	0.0%	0.0%	0.0%
Dropped Out	6.3%	4.7%	10.1%	-	9.5%	*	-	-	-	-	30.0%	10.1%	34.6%
Graduates and TxCHSE	93.2%	94.7%	89.9%	-	90.5%	*	-	-	-	-	70.0%	89.9%	65.4%
Graduates, TxCHSE, and Continuers	93.7%	95.3%	89.9%	-	90.5%	*	-	-	-	-	70.0%	89.9%	65.4%
4-Year Federal Graduation Rate Without Exclusions (Gr 9-12)													
Class of 2024	90.7%	94.1%	92.3%	-	92.3%	-	-	-	-	-	91.7%	92.3%	87.3%
Class of 2023	90.3%	93.9%	86.7%	-	86.7%	-	-	-	-	-	90.9%	86.7%	80.0%
RHSP/DAP Graduates (Longitudinal Rate)													
Class of 2024	44.9%	*	-	-	-	-	-	-	-	-	-	-	-
Class of 2023	72.3%	*	-	-	-	-	-	-	-	-	-	-	-
FHSP-E Graduates (Longitudinal Rate)													
Class of 2024	11.0%	11.3%	6.0%	-	6.0%	-	-	-	-	-	63.6%	6.0%	8.3%
Class of 2023	4.3%	3.1%	0.0%	-	0.0%	-	-	-	-	-	0.0%	0.0%	0.0%
FHSP-DLA Graduates (Longitudinal Rate)													

Texas Education Agency
2024-25 Attendance, Graduation, and Dropout Rates (TAPR)
 PROGRESO ISD (108910) - HIDALGO COUNTY

	State	Region 01	District	African American	Hispanic	White	American Indian	Asian	Pacific Islander	Two or More Races	Special Ed	Econ Disadv	EB/EL
Class of 2024	78.5%	84.7%	92.3%	-	92.3%	-	-	-	-	-	18.2%	92.3%	87.5%
Class of 2023	84.3%	91.9%	97.0%	-	97.0%	-	-	-	-	-	80.0%	97.0%	94.9%
Texas First-DLA Graduates (Longitudinal Rate)													
Class of 2024	0.1%	0.0%	0.0%	-	0.0%	-	-	-	-	-	0.0%	0.0%	0.0%
Class of 2023	0.0%	0.0%	0.0%	-	0.0%	-	-	-	-	-	0.0%	0.0%	0.0%
RHSP/DAP/FHSP-E/FHSP-DLA/Texas First-DLA Graduates (Longitudinal Rate)													
Class of 2024	89.5%	96.0%	98.3%	-	98.3%	-	-	-	-	-	81.8%	98.3%	95.8%
Class of 2023	88.6%	95.0%	97.0%	-	97.0%	-	-	-	-	-	80.0%	97.0%	94.9%
RHSP/DAP Graduates (Annual Rate)													
2023-24	24.6%	66.7%	-	-	-	-	-	-	-	-	-	-	-
2022-23	38.4%	66.7%	-	-	-	-	-	-	-	-	-	-	-
FHSP-E Graduates (Annual Rate)													
2023-24	11.0%	11.4%	6.4%	-	6.4%	-	-	-	-	-	77.8%	6.4%	10.0%
2022-23	4.4%	3.0%	0.9%	-	0.9%	-	-	-	-	-	0.0%	0.9%	2.3%
FHSP-DLA Graduates (Annual Rate)													
2023-24	76.9%	83.8%	93.6%	-	93.6%	-	-	-	-	-	22.2%	93.6%	90.0%
2022-23	82.5%	90.4%	94.4%	-	94.4%	-	-	-	-	-	66.7%	94.4%	86.4%
Texas First-DLA Graduates (Annual Rate)													
2023-24	0.1%	0.0%	0.0%	-	0.0%	-	-	-	-	-	0.0%	0.0%	0.0%
2022-23	0.1%	0.0%	0.0%	-	0.0%	-	-	-	-	-	0.0%	0.0%	0.0%
RHSP/DAP/FHSP-E/FHSP-DLA/Texas First-DLA Graduates (Annual Rate)													
2023-24	87.8%	95.1%	100.0%	-	100.0%	-	-	-	-	-	100.0%	100.0%	100.0%
2022-23	86.8%	93.4%	95.4%	-	95.4%	-	-	-	-	-	66.7%	95.4%	88.6%

Texas Education Agency
2024-25 Graduation Profile (TAPR)
 PROGRESO ISD (108910) - HIDALGO COUNTY

	District Count	District Percent	State Count	State Percent
Graduates (2023-24 Annual Graduates)				
Total Graduates	125	100.0%	382,023	100.0%
By Ethnicity:				
African American	0	0.0%	48,064	12.6%
Hispanic	125	100.0%	200,942	52.6%
White	0	0.0%	101,714	26.6%
American Indian	0	0.0%	1,231	0.3%
Asian	0	0.0%	19,746	5.2%
Pacific Islander	0	0.0%	606	0.2%
Two or More Races	0	0.0%	9,720	2.5%
By Graduation Type:				
Minimum H.S. Program	0	0.0%	309	0.1%
Recommended H.S. Program/Distinguished Achievement Program	0	0.0%	101	0.0%
Foundation H.S. Program (No Endorsement)	0	0.0%	46,183	12.1%
Foundation H.S. Program (Endorsement)	8	6.4%	42,042	11.0%
Foundation H.S. Program (DLA)	117	93.6%	293,032	76.7%
Texas First Early H.S. Completion Program (Texas First-DLA)	0	0.0%	356	0.1%
Special Education Graduates	9	7.2%	35,935	9.4%
Economically Disadvantaged Graduates	125	100.0%	211,984	55.5%
Emergent Bilingual (EB)/English Learner (EL) Graduates	50	40.0%	56,967	14.9%
At-Risk Graduates	78	62.4%	173,035	45.3%
CTE Completers	10	8.0%	127,800	33.5%

Texas Education Agency
2024-25 College, Career, and Military Readiness (CCMR) (TAPR)
 PROGRESO ISD (108910) - HIDALGO COUNTY

Academic Year	State	Region 01	District	African American	Hispanic	White	American Indian	Asian	Pacific Islander	Two or More Races	Special Ed	Econ Disadv	EB/EL
College, Career, and Military Ready Graduates (Student Achievement)													
College, Career, or Military Ready (Annual Graduates)													
2023-24	81.8%	89.3%	55.2%	-	55.2%	-	-	-	-	-	100.0%	55.2%	40.0%
2022-23	76.3%	89.2%	53.7%	-	53.7%	-	-	-	-	-	66.7%	53.7%	29.5%
College Ready Graduates													
College Ready (Annual Graduates)													
2023-24	70.0%	69.0%	50.4%	-	50.4%	-	-	-	-	-	100.0%	50.4%	34.0%
2022-23	61.9%	63.9%	50.9%	-	50.9%	-	-	-	-	-	66.7%	50.9%	25.0%
TSI Criteria Graduates in English Language Arts (Annual Graduates)													
2023-24	69.5%	62.4%	35.2%	-	35.2%	-	-	-	-	-	11.1%	35.2%	10.0%
2022-23	62.8%	58.8%	38.0%	-	38.0%	-	-	-	-	-	0.0%	38.0%	4.5%
TSI Criteria Graduates in Mathematics (Annual Graduates)													
2023-24	63.2%	61.0%	28.8%	-	28.8%	-	-	-	-	-	11.1%	28.8%	8.0%
2022-23	54.3%	54.4%	33.3%	-	33.3%	-	-	-	-	-	0.0%	33.3%	6.8%
TSI Criteria Graduates in Both Subjects (Annual Graduates)													
2023-24	57.4%	53.6%	26.4%	-	26.4%	-	-	-	-	-	11.1%	26.4%	6.0%
2022-23	48.4%	47.7%	32.4%	-	32.4%	-	-	-	-	-	0.0%	32.4%	4.5%
AP / IB Met Criteria in Any Subject (Annual Graduates)													
2023-24	21.0%	21.3%	10.4%	-	10.4%	-	-	-	-	-	0.0%	10.4%	8.0%
2022-23	20.4%	20.2%	7.4%	-	7.4%	-	-	-	-	-	0.0%	7.4%	2.3%
Associate Degree (Annual Graduates)													
2023-24	3.1%	7.1%	15.2%	-	15.2%	-	-	-	-	-	11.1%	15.2%	0.0%
2022-23	2.5%	6.4%	20.4%	-	20.4%	-	-	-	-	-	0.0%	20.4%	2.3%
Dual Course Credits in Any Subject (Annual Graduates)													
2023-24	25.1%	28.7%	40.8%	-	40.8%	-	-	-	-	-	22.2%	40.8%	20.0%
2022-23	23.6%	28.5%	40.7%	-	40.7%	-	-	-	-	-	8.3%	40.7%	15.9%
Onramps Course Credits (Annual Graduates)													
2023-24	5.7%	2.9%	0.0%	-	0.0%	-	-	-	-	-	0.0%	0.0%	0.0%
2022-23	4.8%	2.9%	0.0%	-	0.0%	-	-	-	-	-	0.0%	0.0%	0.0%
Graduates Under an Advanced Diploma Plan and Identified as a Current Special Education Student (Annual Graduates)													
2023-24	6.0%	7.7%	7.2%	-	7.2%	-	-	-	-	-	100.0%	7.2%	10.0%
2022-23	5.6%	7.2%	7.4%	-	7.4%	-	-	-	-	-	66.7%	7.4%	6.8%
Career / Military Ready Graduates													
Career or Military Ready (Annual Graduates)													
2023-24	38.1%	61.1%	11.2%	-	11.2%	-	-	-	-	-	33.3%	11.2%	12.0%

Texas Education Agency
2024-25 College, Career, and Military Readiness (CCMR) (TAPR)
 PROGRESO ISD (108910) - HIDALGO COUNTY

Academic Year	State	Region 01	District	African American	Hispanic	White	American Indian	Asian	Pacific Islander	Two or More Races	Special Ed	Econ Disadv	EB/EL
2022-23	36.4%	63.5%	2.8%	-	2.8%	-	-	-	-	-	0.0%	2.8%	4.5%
Approved Industry-Based Certification (Annual Graduates)													
2023-24	34.9%	57.9%	1.6%	-	1.6%	-	-	-	-	-	0.0%	1.6%	0.0%
2022-23	33.4%	60.5%	2.8%	-	2.8%	-	-	-	-	-	0.0%	2.8%	4.5%
Graduates with Level I or Level II Certificate (Annual Graduates)													
2023-24	1.1%	2.1%	4.0%	-	4.0%	-	-	-	-	-	11.1%	4.0%	6.0%
2022-23	0.8%	1.9%	0.0%	-	0.0%	-	-	-	-	-	0.0%	0.0%	0.0%
Graduate with Completed IEP and Workforce Readiness (Annual Graduates)													
2023-24	2.7%	2.8%	1.6%	-	1.6%	-	-	-	-	-	22.2%	1.6%	0.0%
2022-23	2.7%	2.8%	0.0%	-	0.0%	-	-	-	-	-	0.0%	0.0%	0.0%
U.S. Armed Forces Enlistment (Annual Graduates)													
2023-24	0.7%	1.0%	4.0%	-	4.0%	-	-	-	-	-	0.0%	4.0%	6.0%
2022-23	0.6%	0.6%	0.0%	-	0.0%	-	-	-	-	-	0.0%	0.0%	0.0%

- Indicates there are no students in the group.

* Indicates results are masked due to small numbers to protect student confidentiality.

? Indicates that the data for this item were statistically improbable or were reported outside a reasonable range.

Texas Education Agency
2024-25 CCMR-Related Indicators (TAPR)
 PROGRESO ISD (108910) - HIDALGO COUNTY

	Academic Year	State	Region 01	District	African American	Hispanic	White	American Indian	Asian	Pacific Islander	Two or More Races	Special Ed	Econ Disadv	EB/EL
TSIA Results (Graduates >= Criterion) (Annual Graduates)														
Reading	2023-24	20.1%	41.8%	33.6%	-	33.6%	-	-	-	-	-	11.1%	33.6%	8.0%
	2022-23	21.0%	42.3%	38.0%	-	38.0%	-	-	-	-	-	0.0%	38.0%	4.5%
Mathematics	2023-24	21.3%	40.6%	28.8%	-	28.8%	-	-	-	-	-	11.1%	28.8%	8.0%
	2022-23	19.9%	37.4%	33.3%	-	33.3%	-	-	-	-	-	0.0%	33.3%	6.8%
Both Subjects	2023-24	12.7%	32.7%	26.4%	-	26.4%	-	-	-	-	-	11.1%	26.4%	6.0%
	2022-23	12.5%	31.1%	32.4%	-	32.4%	-	-	-	-	-	0.0%	32.4%	4.5%
Completed and Received Credit for College Prep Courses (Annual Graduates)														
English Language Arts	2023-24	26.6%	17.4%	0.0%	-	0.0%	-	-	-	-	-	0.0%	0.0%	0.0%
	2022-23	18.2%	14.1%	0.0%	-	0.0%	-	-	-	-	-	0.0%	0.0%	0.0%
Mathematics	2023-24	29.5%	22.3%	0.0%	-	0.0%	-	-	-	-	-	0.0%	0.0%	0.0%
	2022-23	20.2%	17.6%	0.0%	-	0.0%	-	-	-	-	-	0.0%	0.0%	0.0%
Both Subjects	2023-24	20.2%	13.8%	0.0%	-	0.0%	-	-	-	-	-	0.0%	0.0%	0.0%
	2022-23	12.5%	10.9%	0.0%	-	0.0%	-	-	-	-	-	0.0%	0.0%	0.0%
AP/IB-Results (Participation) (Grades 11-12)														
All Subjects	2024	25.7%	31.4%	13.7%	-	13.7%	-	-	-	-	-	0.0%	13.7%	5.9%
	2023	24.2%	29.2%	15.6%	-	15.6%	-	-	-	-	-	4.8%	15.6%	4.1%
English Language Arts	2024	14.6%	19.9%	10.0%	-	10.0%	-	-	-	-	-	0.0%	10.0%	2.4%
	2023	13.8%	18.6%	14.6%	-	14.6%	-	-	-	-	-	4.8%	14.6%	2.7%
Mathematics	2024	9.6%	11.0%	0.0%	-	0.0%	-	-	-	-	-	0.0%	0.0%	0.0%
	2023	7.4%	7.7%	0.0%	-	0.0%	-	-	-	-	-	0.0%	0.0%	0.0%
Science	2024	10.9%	13.2%	0.0%	-	0.0%	-	-	-	-	-	0.0%	0.0%	0.0%
	2023	10.3%	12.4%	0.0%	-	0.0%	-	-	-	-	-	0.0%	0.0%	0.0%
Social Studies	2024	13.7%	19.3%	0.0%	-	0.0%	-	-	-	-	-	0.0%	0.0%	0.0%
	2023	13.1%	18.6%	0.0%	-	0.0%	-	-	-	-	-	0.0%	0.0%	0.0%
AP/IB Results (Examinees >= Criterion) (Grades 11-12)														
All Subjects	2024	56.9%	36.3%	40.0%	-	40.0%	-	-	-	-	-	-	40.0%	40.0%
	2023	53.3%	34.3%	16.1%	-	16.1%	-	-	-	-	-	*	16.1%	*
English Language Arts	2024	48.8%	19.5%	22.7%	-	22.7%	-	-	-	-	-	-	22.7%	*
	2023	52.3%	23.0%	13.8%	-	13.8%	-	-	-	-	-	*	13.8%	*
Mathematics	2024	53.4%	19.2%	-	-	-	-	-	-	-	-	-	-	-
	2023	50.1%	17.5%	-	-	-	-	-	-	-	-	-	-	-
Science	2024	46.1%	12.5%	-	-	-	-	-	-	-	-	-	-	-
	2023	44.8%	12.8%	-	-	-	-	-	-	-	-	-	-	-

Texas Education Agency
2024-25 CCMR-Related Indicators (TAPR)
 PROGRESO ISD (108910) - HIDALGO COUNTY

	Academic Year	State	Region 01	District	African American	Hispanic	White	American Indian	Asian	Pacific Islander	Two or More Races	Special Ed	Econ Disadv	EB/EL
Social Studies	2024	56.8%	22.3%	-	-	-	-	-	-	-	-	-	-	-
	2023	42.0%	12.5%	-	-	-	-	-	-	-	-	-	-	-
SAT/ACT Results (Annual Graduates)														
Tested	2023-24	79.1%	72.2%	84.8%	-	84.8%	-	-	-	-	-	77.8%	84.8%	82.0%
	2022-23	79.3%	66.7%	53.7%	-	53.7%	-	-	-	-	-	41.7%	53.7%	34.1%
At/Above Criterion for All Examinees	2023-24	28.8%	16.2%	2.8%	-	2.8%	-	-	-	-	-	0.0%	2.8%	0.0%
	2022-23	28.9%	17.2%	5.2%	-	5.2%	-	-	-	-	-	0.0%	5.2%	0.0%
Average SAT Score (Annual Graduates)														
All Subjects	2023-24	975	924	-	-	-	-	-	-	-	-	-	-	-
	2022-23	978	934	-	-	-	-	-	-	-	-	-	-	-
English Language Arts and Writing	2023-24	496	476	-	-	-	-	-	-	-	-	-	-	-
	2022-23	497	478	-	-	-	-	-	-	-	-	-	-	-
Mathematics	2023-24	479	448	-	-	-	-	-	-	-	-	-	-	-
	2022-23	482	456	-	-	-	-	-	-	-	-	-	-	-
Average ACT Score (Annual Graduates)														
All Subjects	2023-24	19.3	17.5	15.6	-	15.6	-	-	-	-	-	12.4	15.6	13.3
	2022-23	19.2	17.9	15.9	-	15.9	-	-	-	-	-	13.0	15.9	13.0
English Language Arts	2023-24	19.0	17.2	14.7	-	14.7	-	-	-	-	-	11.2	14.7	12.0
	2022-23	18.8	17.6	15.4	-	15.4	-	-	-	-	-	11.0	15.4	11.3
Mathematics	2023-24	19.0	17.2	15.6	-	15.6	-	-	-	-	-	14.0	15.6	14.3
	2022-23	18.9	17.6	15.4	-	15.4	-	-	-	-	-	15.0	15.4	14.7
Science	2023-24	19.6	18.0	16.7	-	16.7	-	-	-	-	-	13.1	16.7	14.6
	2022-23	19.5	18.5	17.1	-	17.1	-	-	-	-	-	15.0	17.1	14.4

- Indicates there are no students in the group.
- * Indicates results are masked due to small numbers to protect student confidentiality.
- ? Indicates that the data for this item were statistically improbable or were reported outside a reasonable range.
- n/a Indicates data reporting is not applicable for this group.

Texas Education Agency
2024-25 Other Postsecondary Indicators (TAPR)
 PROGRESO ISD (108910) - HIDALGO COUNTY

	Academic Year	State	Region 01	District	African American	Hispanic	White	American Indian	Asian	Pacific Islander	Two or More Races	Special Ed	Econ Disadv	EB/EL
Advanced/Dual-Credit Course Completion (Grades 9-12)														
Any Subject	2023-24	45.7%	47.7%	37.4%	*	37.8%	*	-	-	-	-	26.9%	37.9%	22.6%
	2022-23	45.4%	55.7%	45.9%	-	45.9%	-	-	-	-	-	14.3%	46.7%	18.6%
English Language Arts	2023-24	17.8%	20.6%	43.7%	-	44.5%	*	-	-	-	-	28.6%	44.1%	29.5%
	2022-23	17.4%	23.2%	53.5%	-	53.5%	-	-	-	-	-	11.1%	54.4%	14.8%
Mathematics	2023-24	19.4%	19.1%	31.7%	-	32.5%	*	-	-	-	-	36.4%	32.0%	8.8%
	2022-23	19.5%	23.0%	44.0%	-	44.0%	-	-	-	-	-	14.3%	44.9%	23.3%
Science	2023-24	21.9%	23.0%	35.8%	-	35.8%	-	-	-	-	-	*	35.8%	15.0%
	2022-23	21.5%	25.7%	50.7%	-	50.7%	-	-	-	-	-	20.0%	50.7%	16.7%
Social Studies	2023-24	24.5%	23.9%	51.5%	-	51.5%	-	-	-	-	-	11.1%	52.1%	17.6%
	2022-23	24.0%	31.2%	60.2%	-	60.2%	-	-	-	-	-	9.1%	61.2%	18.4%
Graduates Enrolled in Texas Institution of Higher Education (TX IHE)														
	2022-23	***	***	***	***	***	***	***	***	***	***	***	***	***
	2021-22	47.6%	53.3%	41.5%	-	41.5%	-	-	-	-	-	16.7%	41.5%	20.0%
Graduates in TX IHE Completing One Year Without Enrollment in a Developmental Education Course														
	2022-23	***	***	***	***	***	***	***	***	***	***	***	***	***
	2021-22	53.6%	56.7%	65.9%	-	65.9%	-	-	-	-	-	0.0%	65.9%	28.6%

- Indicates there are no students in the group.
- * Indicates results are masked due to small numbers to protect student confidentiality.
- ? Indicates that the data for this item were statistically improbable or were reported outside a reasonable range.
- *** TX IHE data not yet available.

Texas Education Agency
2024-25 Student Information (TAPR)
 PROGRESO ISD (108910) - HIDALGO COUNTY

Student Information	Membership				Enrollment			
	District		State		District		State	
	Count	Percent	Count	Percent	Count	Percent	Count	Percent
Total Students	1,337	100.0%	5,530,499	100.0%	1,339	100.0%	5,544,255	100.0%
Students by Grade								
Early Childhood Education	0	0.0%	18,464	0.3%	2	0.1%	26,099	0.5%
Pre-Kindergarten	79	5.9%	249,407	4.5%	79	5.9%	249,875	4.5%
Pre-Kindergarten: 3-year Old	30	2.2%	43,727	0.8%	30	2.2%	43,914	0.8%
Pre-Kindergarten: 4-year Old	49	3.7%	205,680	3.7%	49	3.7%	205,961	3.7%
Kindergarten	89	6.7%	359,286	6.5%	89	6.6%	359,871	6.5%
Grade 1	93	7.0%	377,900	6.8%	93	6.9%	378,335	6.8%
Grade 2	102	7.6%	389,823	7.0%	102	7.6%	390,170	7.0%
Grade 3	85	6.4%	406,424	7.3%	85	6.3%	406,747	7.3%
Grade 4	104	7.8%	405,454	7.3%	104	7.8%	405,715	7.3%
Grade 5	73	5.5%	404,900	7.3%	73	5.5%	405,128	7.3%
Grade 6	88	6.6%	404,802	7.3%	88	6.6%	404,988	7.3%
Grade 7	91	6.8%	407,375	7.4%	91	6.8%	407,512	7.4%
Grade 8	102	7.6%	410,722	7.4%	102	7.6%	410,871	7.4%
Grade 9	104	7.8%	459,854	8.3%	104	7.8%	460,045	8.3%
Grade 10	121	9.1%	439,300	7.9%	121	9.0%	439,519	7.9%
Grade 11	99	7.4%	410,245	7.4%	99	7.4%	410,503	7.4%
Grade 12	107	8.0%	386,543	7.0%	107	8.0%	388,877	7.0%
Ethnic Distribution								
African American	1	0.1%	706,216	12.8%	1	0.1%	707,648	12.8%
Hispanic	1,324	99.0%	2,961,084	53.5%	1,326	99.0%	2,967,187	53.5%
White	12	0.9%	1,347,596	24.4%	12	0.9%	1,352,852	24.4%
American Indian	0	0.0%	18,175	0.3%	0	0.0%	18,224	0.3%
Asian	0	0.0%	307,983	5.6%	0	0.0%	308,431	5.6%
Pacific Islander	0	0.0%	8,729	0.2%	0	0.0%	8,744	0.2%
Two or More Races	0	0.0%	180,716	3.3%	0	0.0%	181,169	3.3%
Sex								
Female	661	49.4%	2,702,798	48.9%	661	49.4%	2,707,618	48.8%
Male	676	50.6%	2,827,701	51.1%	678	50.6%	2,836,637	51.2%
Other Student Cohorts								
Economically Disadvantaged	1,330	99.5%	3,346,090	60.5%	1,332	99.5%	3,349,612	60.4%
Non-Educationally Disadvantaged	7	0.5%	2,184,409	39.5%	7	0.5%	2,194,643	39.6%
Section 504 Students	98	7.3%	375,297	6.8%	98	7.3%	375,601	6.8%
EB Students/EL	784	58.6%	1,343,669	24.3%	784	58.6%	1,345,042	24.3%
Students w/ Disciplinary Placements (2023-24)	20	1.3%	122,515	2.1%				
Students w/ Dyslexia	67	5.0%	356,584	6.4%	67	5.0%	356,830	6.4%

Texas Education Agency
 2024-25 Student Information (TAPR)
 PROGRESO ISD (108910) - HIDALGO COUNTY

Enrollment		Membership		Enrollment	
Student Information		Count	Percent	Count	Percent
		District	State	District	State
Foster Care	0	0.0%	11,656	0.2%	11,713
Homeless	0	0.0%	77,954	1.4%	78,060
Immigrant	31	2.3%	193,676	3.5%	193,831
Migrant	133	9.9%	13,377	0.2%	13,426
Title I	1,337	100.0%	3,683,060	66.6%	1,339
Military Connected	5	0.4%	229,259	4.1%	5
At-Risk	981	73.4%	2,960,262	53.5%	981
Students by Instructional Program					
Bilingual/ESL Education	939	70.2%	1,344,546	24.3%	940
Career and Technical Education	394	29.5%	1,531,679	27.7%	-
Career and Technical Education (9-12 grades only)	394	91.4%	1,254,694	74.0%	-
Gifted and Talented Education	131	9.8%	483,301	8.7%	131
Special Education	137	10.2%	846,876	15.3%	139
Students with Disabilities by Type of Primary Disability					
Total Students with Disabilities	137		843,012		
Students with Intellectual Disabilities	67	48.9%	407,120	48.3%	
Students with Physical Disabilities	14	10.2%	143,568	17.0%	
Students with Autism	45	32.8%	141,526	16.8%	
Students with Behavioral Disabilities	11	8.0%	137,182	16.3%	
Students with Non-Categorical Early Childhood	0	0.0%	13,616	1.6%	
Mobility (2023-24)					
Total Mobile Students	132	10.0%	882,523	16.4%	
African American	1	0.1%	180,657	3.3%	
Hispanic	130	9.9%	481,794	8.9%	
White	1	0.1%	157,650	2.9%	
American Indian	0	0.0%	3,546	0.1%	
Asian	0	0.0%	27,084	0.5%	
Pacific Islander	0	0.0%	1,905	0.0%	
Two or More Races	0	0.0%	29,887	0.6%	
Special Ed Students who are Mobile	14	10.3%	149,136	17.3%	
Count and Percent of EB Students/EL who are Mobile	72	8.9%	233,506	17.9%	
Count and Percent of Econ Dis Students who are Mobile	125	9.5%	645,101	19.0%	
Student Attrition (2023-24)					
Total Student Attrition	120	11.7%	765,408	18.0%	

Texas Education Agency
2024-25 Student Information (TAPR)
 PROGRESO ISD (108910) - HIDALGO COUNTY

Student Information	Non-Special Education Rates		Special Education Rates	
	District	State	District	State
Retention Rates by Grade				
Kindergarten	0.0%	1.3%	0.0%	3.6%
Grade 1	7.1%	1.9%	0.0%	3.0%
Grade 2	11.4%	1.1%	12.5%	1.4%
Grade 3	2.2%	0.6%	0.0%	0.6%
Grade 4	3.8%	0.4%	0.0%	0.4%
Grade 5	2.6%	0.3%	0.0%	0.4%
Grade 6	3.7%	0.3%	0.0%	0.4%
Grade 7	0.0%	0.4%	0.0%	0.5%
Grade 8	0.0%	0.4%	0.0%	0.5%
Grade 9	10.3%	7.3%	0.0%	11.0%

	District		State	
	Count	Percent	Count	Percent
Data Quality				
Underreported Students	2	0.3%	11,417	0.4%

Class Size Averages by Grade and Subject
 (Derived from teacher responsibility records):

Class Size Information	District	State
Elementary		
Kindergarten	18.5	18.9
Grade 1	20.3	19.2
Grade 2	21.0	19.4
Grade 3	18.3	20.1
Grade 4	20.5	20.0
Grade 5	17.0	21.3
Grade 6	17.5	19.8
Secondary		
English/Language Arts	15.1	16.4
Foreign Languages	16.4	18.9
Mathematics	16.0	17.8
Science	18.4	18.9
Social Studies	19.9	18.9

Texas Education Agency
2024-25 Staff Information (TAPR)
 PROGRESO ISD (108910) - HIDALGO COUNTY

Staff Information	District		State	
	Count	Percent	Count	Percent
Total Staff	232.5	100.0%	764,857.7	100.0%
Professional Staff	128.9	55.4%	487,682.3	63.8%
Teachers	96.7	41.6%	369,689.2	48.3%
Professional Support	21.2	9.1%	82,751.4	10.8%
Campus Administration (School Leadership)	7.0	3.0%	25,687.5	3.4%
Central Administration	4.0	1.7%	9,554.2	1.2%
Educational Aides	0.0	0.0%	81,972.7	10.7%
Auxiliary Staff	103.7	44.6%	195,202.8	25.5%
Librarians and Counselors (Headcount)				
Full-time Librarians	0.0	n/a	4,125.0	n/a
Part-time Librarians	1.0	n/a	583.0	n/a
Full-time Counselors	5.0	n/a	13,704.0	n/a
Part-time Counselors	0.0	n/a	1,298.0	n/a
Total Minority Staff	226.5	97.4%	423,307.3	55.3%
Teachers by Ethnicity				
African American	0.0	0.0%	47,165.6	12.8%
Hispanic	91.7	94.8%	114,597.9	31.0%
White	5.0	5.2%	193,115.3	52.2%
American Indian	0.0	0.0%	1,235.8	0.3%
Asian	0.0	0.0%	8,295.0	2.2%
Pacific Islander	0.0	0.0%	466.9	0.1%
Two or More Races	0.0	0.0%	4,812.6	1.3%
Teachers by Sex				
Males	32.8	33.9%	90,958.2	24.6%
Females	63.9	66.1%	278,731.0	75.4%
Teachers by Highest Degree Held				
No Degree	2.0	2.1%	8,698.9	2.4%
Bachelors	74.9	77.5%	264,052.9	71.4%
Masters	19.8	20.4%	93,864.5	25.4%
Doctorate	0.0	0.0%	3,072.9	0.8%
Teachers by Years of Experience				
Beginning Teachers	5.0	5.2%	26,999.3	7.3%
1-5 Years Experience	22.9	23.7%	104,446.4	28.3%
6-10 Years Experience	21.8	22.5%	72,857.4	19.7%
11-20 Years Experience	34.0	35.2%	101,940.9	27.6%
21-30 Years Experience	11.0	11.4%	52,207.3	14.1%
Over 30 Years Experience	2.0	2.1%	11,237.9	3.0%
Number of Students per Teacher	13.8	n/a	15.0	n/a

Texas Education Agency
2024-25 Staff Information (TAPR)
 PROGRESO ISD (108910) - HIDALGO COUNTY

Staff Information	District	State
Experience of Campus Leadership		
Average Years Experience of Principals	12.8	6.0
Average Years Experience of Principals with District	12.0	5.1
Average Years Experience of Assistant Principals	0.0	5.1
Average Years Experience of Assistant Principals with District	0.0	4.3
Average Years Experience of Teachers	11.4	11.2
Average Years Experience of Teachers with District	8.2	7.0
Average Teacher Salary by Years of Experience (regular duties only)		
Beginning Teachers	\$47,211	\$55,689
1-5 Years Experience	\$49,040	\$59,266
6-10 Years Experience	\$57,435	\$62,607
11-20 Years Experience	\$59,562	\$66,353
21-30 Years Experience	\$64,111	\$70,976
Over 30 Years Experience	\$64,111	\$75,042
Average Actual Salaries (regular duties only)		
Teachers	\$56,562	\$63,751
Professional Support	\$75,338	\$75,909
Campus Administration (School Leadership)	\$83,212	\$88,786
Central Administration	\$129,522	\$118,447
Instructional Staff Percent	50.9%	64.8%
Turnover Rate for Teachers	12.5%	18.8%
Staff Exclusions		
Shared Services Arrangement Staff:		
Professional Staff	0.0	1,167.5
Educational Aides	0.0	197.4
Auxiliary Staff	0.0	398.6
Contracted Instructional Staff	0.0	1,637.7

Designation	District		State	
	Headcount	Average Payout	Headcount	Average Payout
Teacher Incentive Allotment				
Recognized	10	\$8,428	12,718	\$5,567
Exemplary	5	\$16,864	16,951	\$11,062
Master	*	*	10,103	\$20,910

Texas Education Agency
2024-25 Staff Information (TAPR)
 PROGRESO ISD (108910) - HIDALGO COUNTY

Program Information	District		State	
	Count	Percent	Count	Percent
Teachers by Program (population served)				
Bilingual/ESL Education	8.7	9.0%	23,158.4	6.3%
Career and Technical Education	8.4	8.7%	20,492.0	5.5%
Compensatory Education	0.0	0.0%	9,612.7	2.6%
Gifted and Talented Education	0.2	0.2%	5,840.0	1.6%
Regular Education	75.8	78.4%	255,127.2	69.0%
Special Education	3.6	3.7%	42,195.7	11.4%
Other	0.0	0.0%	13,272.1	3.6%

- Indicates there is no data for the item.
- * Indicates results are masked due to small numbers.
- ** When only one student disability or assessment group is masked, then the second smallest student disability or assessment group is masked regardless of size.
- n/a Indicates data reporting is not applicable for this group.
- ? Indicates that the data for this item were statistically improbable or were reported outside a reasonable range.

Link to: [PEIMS Financial Standard Reports 2023-24 Financial Actual Report](#)
 (To open link in a new window, press the "Ctrl" key and click on the link.)

Regular School Board Meeting

February 23, 2026



Board of Trustees

Juan J. Ramos, Jr. - President
Berenice Martinez – Vice President
Yadira Flores - Secretary
Maria Acosta – Treasurer

Janie Sarmiento
Agapito Perez
Paola Candanoza

Sergio Coronado
Superintendent

**“Students will be inspired to search,
discover, experience, and apply knowledge in a safe creative environment”**

**NOTICE OF MEETING OF THE BOARD OF TRUSTEES OF THE
PROGRESO INDEPENDENT SCHOOL DISTRICT**

Notice is hereby given that a **REGULAR** School Board Meeting of the Board of Trustees of the Progreso I.S.D. will be held on the **23rd of February 2026 at IMMEDIATELY AFTER PUBLIC HEARING.** at the Administration Office, Conference Room, Progreso, Texas, at which time the following agenda items will be discussed.

A- Call meeting to order

- A1 Pledge of Allegiance/Texas Flag
- A2 Prayer
- A3 Public Audience

Public participation is limited to this, the designated open forum portion of the meeting. In accordance with District Policy BED (Local), the Board may impose reasonable time limits on this portion of the meeting. Persons who wish to participate in this portion of the meeting shall sign up with the presiding officer or designee before the meeting begins and shall indicate the topic about which they wish to speak. No presentation shall exceed five minutes. Delegations of more than five persons shall appoint one person to present their views before the Board.

- A4 Board Minutes
 - Special Board Meeting- January 21, 2026

B- Superintendent's Report

Discussion and possible action on the following:

- B1 District Reports
- B2 Dual Enrollment & Career and Technology Education (CTE) Presentation
- B3 Bond Presentation
- B4 Election Presentation

C- Curriculum & Instruction:

Discussion and possible action on the following:

- C1 Senate Bill 11 on Daily Prayer Time
- C2 LASO 4: Leadership & Instructional Foundations for Texas – Approved Provider
- C3 Progreso High School Targeted Improvement Plan
- C4 TEA Low Attendance Days Waiver for January 26, 2026

D- Support Services/Facilities

Discussion and possible action on the following:

- D1 Intruder Detection Audit Report
- D2 E-rate Bids Review and Approval

E- Student Service:

Discussion and possible action on the following:

F- Finance:

Discussion and possible action on the following:

- F1 Cash Disbursements
- F2 Investment Report
- F3 Tax Collection
- F4 Budget Update

H- Executive Session: Closed Meeting under Texas Gov't Code 551.071; 551.072; 551,074; 551.-076; 551,082.

- (a) Resignations and Superintendent's recommendations for resignations, terminations, proposed terminations, re-assignments and proposed non-renewals of district employees
- (b) Superintendent's recommendations and possible interviews for hiring of administrative & professional personnel - instructional and non-instructional
- (c) Superintendent's recommendations for hiring of non-professional personnel - clerical/technical and auxiliary
- (d) Discussion to Amend Compensation Plan.

I- Reconvene in Open Meeting to take action on the following items:

Discuss and take possible action on the following items:

- (a) Discussion and possible action on Superintendent's recommendations concerning resignations, terminations, proposed terminations, re-assignments and proposed non-renewals or suspensions of District employees.
- (b) Discussion and possible action on hiring of administrative & professional, instructional and non-instructional personnel
- (c) Discussion and possible action on hiring of non-professional Clerical/Technical and Auxiliary personnel
- (d) Discussion and Action to Amend Compensation

J- Adjournment

Dated this 17th day of February, 2026 – Progreso Independent School District

By: _____, Superintendent

I, the undersigned authority, hereby certify that the above Notice of Meeting of the Board of Trustees of the above-named school district is a correct copy of the Notice and that I posted the Notice on the bulletin board for public notices in the district's Central Administrative office located at 600 N Business Farm Rd. 1015, Progreso, Texas, on the 17th day of February, 2026 at 5:00 P.M.

Persons with disabilities who plan to attend this meeting and who may need auxiliary aids or services such as interpreters for persons who are deaf or hearing impaired, readers, large print or Braille, are requested to contact us at (956)565-3002 one day prior to the meeting so that appropriate arrangements can be made.

Dated this 17th day of February, 2026 – Progreso Independent School District

By: _____, Superintendent

A4

Board Minutes

**MINUTES OF THE
SPECIAL BOARD MEETING
HELD ON January 21, 2026
TIME: 6:00 pm**

**SESSION A: The meeting was called to order by Juan J. Ramos Jr. Board President.
A quorum was established as follows:**

MEMBERS PRESENT:

**Juan J. Ramos Jr.
Yadira Flores
Berenice Martinez
Maria Acosta
Agapito Perez Jr.
Paola Candanoza
Janie Sarmiento**

MEMBERS ABSENT:

**Sergio Coronado, Superintendent
Leslie Alvarez, School Attorney**

A- Call meeting to order at 6:00 P.M.

A1 Pledge of Allegiance/Texas Flag

A2 Prayer – **Janie Sarmiento**

A3 Public Audience – **Alicia Pina, presents a certificate a certificate to the school board of trustees in honor of school board appreciation month.**

A4 Board Minutes:

- *December 8, 2025– Special Board Meeting*

Motion made by Berenice Martinez to approve as presented.

Second by Maria Acosta

VOTING FOR: Juan J. Ramos Jr., Berenice Martinez, Yadira Flores, Agapito Perez, Maria Acosta, Janie Sarmiento and Paola Candanoza

VOTING AGAINST: None

MOTION PASSES

B- Superintendent's Report:

B1 Recognition of Board Appreciation Month:

Progreso High School's Conjunto performed for the Board. Each campus presented and recognized it assigned board members: High School – Juan J. Ramos and Berenice Martinez; Dorothy Thompson Middle School – Yadira Flores and Carmen Acosta; Elementary – Paola Candanoza and Agapito Perez Jr.; Progreso Early Childhood – Janie Sarmiento.

B2 Resolution Recognizing January 2026 as School Board Recognition Month:

Consideration and approval of a resolution designating January 2026 as Board Recognition Month, honoring the dedication, leadership, and service of the Board of Trustees. The resolution recognizes the Board's commitment to student success, fiscal responsibility, and the continued advancement of the district, and provides an opportunity to express appreciation for the time, effort, and service board members contribute to students, staff, families, and the community.

Motion made by Berenice Martinez to approve as presented.

Second by Paola Candanoza

VOTING FOR: Juan J. Ramos Jr., Berenice Martinez, Yadira Flores, Agapito Perez, Maria Acosta, Janie Sarmiento and Paola Candanoza

VOTING AGAINST: None

MOTION PASSES

B3 Student Achievement –Benchmark Results:

Each principal presented and discussed student achievement data from the most recent district benchmark assessments. The presentations provided the Board of Trustees with an overview of performance trends, areas of strength, and identified areas for growth across grade levels and content areas. The benchmark results will guide instructional planning, targeted interventions, and continuous improvement efforts aligned with district and campus goals.

B4 Rural Pathway Excellence Program R-PEP Updates:

Ms. Alejandro (Region One) presented updates to the Board regarding the Rural Pathway Excellence Program (R-PEP). The presentation included information on program implementation, student participation, progress toward program goals, and upcoming activities. The updates highlighted how R-PEP supports college, career, and military readiness through expanded academic pathways, industry-aligned experiences, and partnerships designed to increase student opportunities.

D- Support Services/Facilities:

D6 Discussion and Possible Action to Approve a Contingency Fee Contract with Daly & Black, P.C. and Ordonez Law Firm

Jose Gamez presents to the board, this Professional Services Agreement (“Agreement”) is entered into by and between Progreso Independent School District (“Client”) and Daly & Black, P.C. and Ordoñez Law Firm (“Special Counsel”) (collectively, the “Parties”).

- 1. Upon execution by the Parties and approval by the Attorney General of Texas, pursuant to Texas Government Code §2254(b) and (c), this Agreement shall become effective on the date of Attorney General approval if the referenced effective date is not permitted.*
- 2. The Parties acknowledge and agree that no legal services shall be performed, nor shall any services be deemed to have been performed, unless and until this Agreement is approved by the Attorney General of Texas as required above.*

Motion made by Paola Candanoza to approve as presented.

Second by Janie Sarmiento

VOTING FOR: Juan J. Ramos Jr., Berenice Martinez, Yadira Flores, Maria Acosta, Janie Sarmiento and Paola Candanoza

VOTING AGAINST: Agapito Perez Jr.

MOTION PASSES

D5 Review and Action on Bus Grant Application

Grant Opportunity to replace district buses. Replacement grant – 4 district buses qualify. Clean School Bus Grant – 6 District buses qualify.

Motion made by Berenice Martinez to authorize superintendent to negotiate.

Second by Juan J Ramos

VOTING FOR: Juan J. Ramos Jr., Berenice Martinez, Yadira Flores, Agapito Perez, Maria Acosta, Janie Sarmiento and Paola Candanoza

VOTING AGAINST: None

MOTION PASSES

D1 Intruder Detection Audit Report –High School Plan of Action

Mr. Alvarado presents to the board, the Intruder Detection Audit Report for the high school campus, including a review of findings and the administration's proposed plan of action. This item provides the Board of Trustees with an overview of strengths, areas for improvement, and corrective measures to enhance campus safety and security. The plan of action addresses audit recommendations, ensures compliance with state safety requirements, and supports a safe learning environment for students and staff.

Motion made by Berenice Martinez to approve as presented.

Second by Yadira Flores

VOTING FOR: Juan J. Ramos Jr., Berenice Martinez, Yadira Flores, Agapito Perez Jr., Maria Acosta, Janie Sarmiento and Paola Candanoza

VOTING AGAINST:

MOTION PASSES

D2 Review and Action on 2024-2025 School Financial Audit Report

Mr. Juarez CPA Firm presents to the board 2024-2025 School Financial Audit Report.

Motion made by Berenice Martinez to approve as presented.

Second by Janie Sarmiento

VOTING FOR: Juan J. Ramos Jr., Berenice Martinez, Yadira Flores, Agapito Perez Jr., Maria Acosta, Janie Sarmiento and Paola Candanoza

VOTING AGAINST:

MOTION PASSES

D3 Review and Action on Loan Proposal for Equipment and Capital Projects

Mr. Magallan presents to the board, Projects:

Activity Bus / AG Farm canopy / Enclosure of Elem Gym / Roof Improvements.

Motion made by Juan J Ramos to approve as presented.

Second by Yadira Flores

VOTING FOR: Juan J. Ramos Jr., Berenice Martinez, Yadira Flores, Agapito Perez Jr., Maria Acosta, Janie Sarmiento and Paola Candanoza

VOTING AGAINST:

MOTION PASSES

D4 Review and Action on CD Proposal

Mr. Hernandez presents to the board, in accordance with the District Investment Policy, the investment office requests Board authorization to pursue additional investment options. Lone Star National Bank Certificate of Deposit proposal: 7-month term at 3.50% APY.

Motion made by Juan J Ramos to approve as presented.

Second by Agapito Perez Jr.

VOTING FOR: Juan J. Ramos Jr., Berenice Martinez, Yadira Flores, Agapito Perez Jr., Maria Acosta, Janie Sarmiento and Paola Candanoza

VOTING AGAINST:

MOTION PASSES

F- Finance:

F1 Cash Disbursements

Mr. Juan Hernandez informs the board September month is \$425,380.29

F2 Investment Report

Mr. Juan Hernandez informs board of trustees of the current earnings for the month is \$30,318 with total Investment of \$9,374,495, total balance \$9,344,177

Motion made by Juan J Ramos to approve as presented.

Second by Yadira Flores

VOTING FOR: Juan J. Ramos Jr., Berenice Martinez, Yadira Flores, Agapito Perez Jr., Maria Acosta, Janie Sarmiento and Paola Candanoza

VOTING AGAINST:

MOTION PASSES

F3 Tax Collection

Mr. Juan Hernandez informs board collected to date \$1.1 million.

Motion made by Juan J Ramos to approve as presented.

Second by Janie Sarmiento

VOTING FOR: Juan J. Ramos Jr., Berenice Martinez, Yadira Flores, Agapito Perez Jr., Maria Acosta, Janie Sarmiento and Paola Candanoza

VOTING AGAINST:

MOTION PASSES

F4 Budget Update

Mr. Juan Hernandez presents to the board, total revenue \$8,411,413.01, total expenditures \$6,066,837.05.

H- Executive Session: Closed Meeting under Texas Gov't Code 551.071; 551.072; 551.074; 551.-076; 551,082. 9:33 PM

- (a) Resignations and Superintendent's recommendations for resignations, terminations, proposed terminations, re-assignments and proposed non-renewals of district employees
- (b) Superintendent's recommendations and possible interviews for hiring of administrative & professional personnel - instructional and non-instructional
- (c) Superintendent's recommendations for hiring of non-professional personnel - clerical/technical and auxiliary

**I- Reconvene in Open Meeting to take action on the following items:
Discuss and take possible action on the following items: 10:09 PM**

- (a)** Discussion and possible action on Superintendent's recommendations concerning resignations, terminations, proposed terminations, re-assignments and proposed non-renewals or suspensions of District employees.
- (b)** Discussion and possible action on hiring of administrative & professional, instructional and non-instructional personnel
- (c)** Discussion and possible action on hiring of non-professional Clerical/Technical and Auxiliary personnel

Motion made by Juan J Ramos to approve as presented.

Second by Yadira Flores

VOTING FOR: Juan J. Ramos Jr., Berenice Martinez, Yadira Flores, Agapito

Perez Jr., Maria Acosta, Janie Sarmiento and Paola Candanoza

VOTING AGAINST:

MOTION PASSES

J- Adjournment

Motion made by Juan J Ramos to approve as presented.

Second by Yadira Flores

VOTING FOR: Juan J. Ramos Jr., Berenice Martinez, Yadira Flores, Agapito

Perez Jr., Maria Acosta, Janie Sarmiento and Paola Candanoza

VOTING AGAINST:

MOTION PASSES

Meeting was adjourned by Board President Juan J. Ramos Jr. at 10:09 P.M. 01-21-2026.

Board President Juan J. Ramos Jr.,

Board Secretary, Yadira Flores

B1

District Reports



PROGRESO INDEPENDENT SCHOOL DISTRICT
"A College and Career Readiness District"

P.O. Box 610
Progreso, TX 78579
Phone: (956) 565-3002

TCP FINGERPRINT SYSTEM

School Vision

"Students will be inspired to search, discover, experience and apply knowledge in a safe creative environment"

School Mission

Every student in Progreso ISD will graduate with an Associate's Degree and/or a career license

Implementation Overview

The TCP Professional Services team brings deep consulting, industry, technological, compliance, and solution design experience to each customer engagement. We leverage our experience across thousands of implementations to deliver transformative business outcomes and tame the chaos of time & attendance and substitute management.

We strive to be each customer's trusted advisor by supporting organizational needs for coordination, integration, and communication.

TCP implementation process



INITIATION PHASE

The Initiation Phase is used to develop the service strategy for the project.

- Finalize purchase
- Gather project materials
- Assign resources
- Project kickoff



DISCOVERY PHASE

We will work with your project stakeholders to define the service strategy and generate baseline service design.

- Business process analysis
- Needs assessment
- Build requirement



PLANNING PHASE

Collaboratively develop and approve a timeline, confirm deliverables, construct a work breakdown structure, and assign project tasks.

- Project plan
- Communication plan
- Testing strategy
- Training strategy



DELIVERY PHASE

Focuses on service transition by completing the activities outlined in the project plan and verifying that the deliverables meet the business rules and needs.

- Configuration
- Training
- Pilot test
- Go live



TRANSITION PHASE

Focuses on service operations by finalizing all agreements and providing a seamless transition to dedicated operational support teams.

- Project close
- Project feedback
- Ongoing support

MEET YOUR ENTERPRISE SERVICES SPECIALIST (ESS)

Jacquelyn Hernandez, Enterprise Services Specialist for TCP Software

As your ESS, Jacquelyn partners closely with your account executive to facilitate a comprehensive implementation and services plan matching your needs and requirements. With over seven years of experience at TCP, Jacquelyn brings a wealth of expertise in enterprise implementations, integrations, and configurations and has successfully supported customers with over 29,000 employees.



PROGRESO INDEPENDENT SCHOOL DISTRICT

"A College and Career Readiness District"

P.O. Box 610

Progreso, TX 78579

Phone: (956) 565-3002

TASB PAY SYSTEM & STIPEND REVIEW

School Vision

"Students will be inspired to search, discover, experience and apply knowledge in a safe creative environment"

School Mission

Every student in Progreso ISD will graduate with an Associate's Degree and/or a career license



IV. Discuss work process, schedule, and information needs

Pay Study Task	Responsibility	Timeline
Send data request to district	TASB	2/17/26
Return requested data to TASB (pay plans, employee data files, and procedures)	District	3/3/26
Analyze data and prepare questions	TASB	3/23/26 Spring Break 3/16-3/20
Respond to data questions	District	3/30/26
Analyze market, develop pay plans and adjustments	TASB	April-May
Discuss first draft of findings/recommendations	TASB + District	Target week of 5/26/26
Review and discuss plan modifications (confirm with TASB 2 weeks prior to final report needed)	TASB + District	
Send final report to district	TASB	
Present to the Board?	TASB + District	June/July
Notify TASB of board adoption	District	
Send employee data/pay plans in Excel and Pay system procedure revisions	TASB	

V. Identify any additional support needs

- Confirm district contact and email address for data request.



PROGRESO INDEPENDENT SCHOOL DISTRICT

"A College and Career Readiness District"

P.O. Box 610

Progreso, TX 78579

Phone: (956) 565-3002

USDA 504 HOMEREPAIR GRANT & LOAN

School Vision

"Students will be inspired to search, discover, experience and apply knowledge in a safe creative environment"

School Mission

Every student in Progreso ISD will graduate with an Associate's Degree and/or a career license



USDA 504

HOMEREPAIR GRANT INFORMATIONAL WORKSHOP

FRIDAY FEB 20, 2026
10 a.m.-10:45 a.m.

Progreso ISD



GRANT REQUIREMENTS

- 62 years old and older
- Income under \$37,500
- Applicant's name on home deed

FOR MORE INFORMATION:

Rina Castillo
 Extension Agent, Hidalgo County
 Tel: 956-383-1026
 Email: rdcastillo@pvamu.edu

Join us as we engage, educate, and provide on-site USDA 504 Single Family Housing Repair Loans and Grants application assistance.

DISCUSSION TOPICS

- USDA 504 grant qualifications and loan amounts
- How USDA 504 program funds can be used
- Terms of loan and grant



The Progreso ISD and PAVM Extension are proud to provide this information in Spanish. If you need this information in another language, please contact us at 956-383-1026. We are committed to providing this information in a language that is accessible to all. If you have any questions, please contact us at 956-383-1026. We are committed to providing this information in a language that is accessible to all. If you have any questions, please contact us at 956-383-1026.



PROGRESO INDEPENDENT SCHOOL DISTRICT

"A College and Career Readiness District"

P.O. Box 610

Progreso, TX 78579

Phone: (956) 565-3002

360 ATHLETICS PRESENTATION

School Vision

"Students will be inspired to search, discover, experience and apply knowledge in a safe creative environment"

School Mission


Every student in Progreso ISD will graduate with an Associate's Degree and/or a career license



360 ATHLETICS
BUILDING CHAMPIONS FOR LIFE

**PROGRESO ISD
PRESENTS:**

FEBRUARY 24TH, 2026



FEATURING

JONATHAN MEDINA

➤ MOTIVATIONAL TALK

www.360Athletics.com



PROGRESO INDEPENDENT SCHOOL DISTRICT
"A College and Career Readiness District"

P.O. Box 610
Progreso, TX 78579
Phone: (956) 565-3002

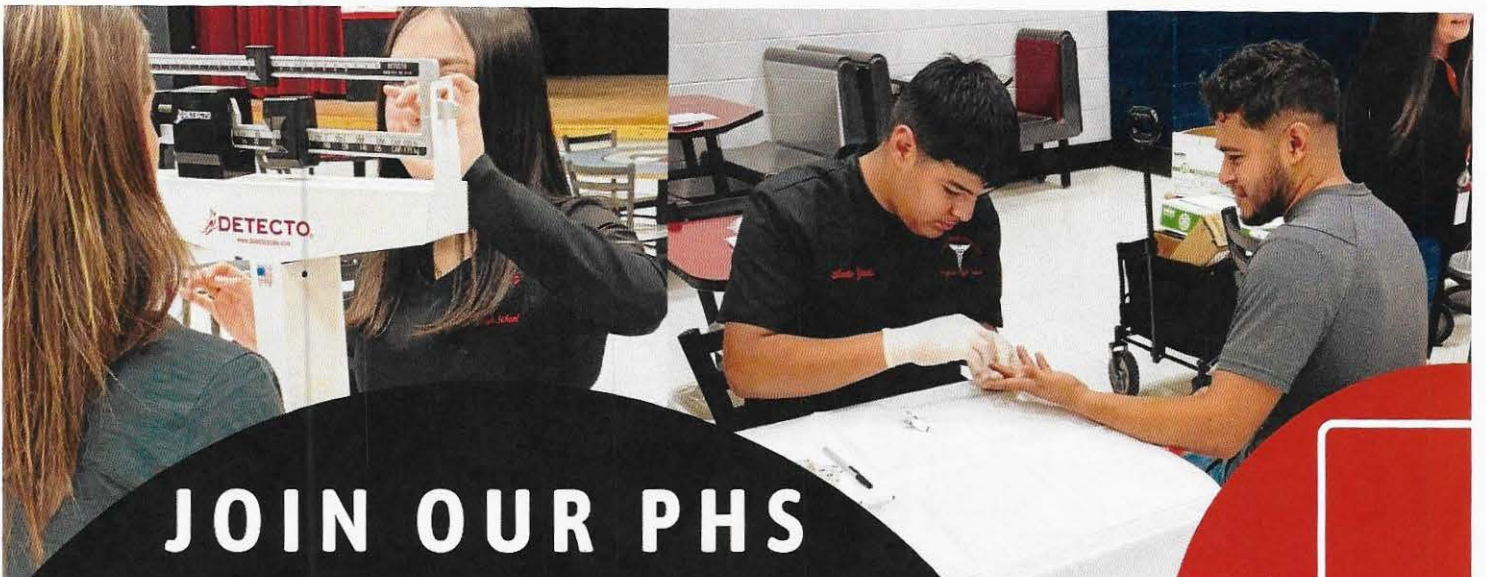
HEALTH FAIR

School Vision

"Students will be inspired to search, discover, experience and apply knowledge in a safe creative environment"

School Mission

Every student in Progreso ISD will graduate with an Associate's Degree and/or a career license



JOIN OUR PHS

Medical Health Careers Club

HEALTH FAIR

**February 28, 2026
From 10am - 3pm**

**Location:
Progreso High
School**



**Get Free
Screenings
on**

- *Glucose*
- *Blood pressure*
- *Height*
- *Weight*
- *Temperature*



**Join local vendors for some
insightful information.**

B2

Dual Enrollment & Career and Technology Education (CTE) Presentation

SUBJECT: Dual Enrollment & Career and Technology Education (CTE) Presentation

PRESENTER

Marivel Garcia and Leticia Aguilar, High School Administration

BACKGROUND INFORMATION

Presentation providing an overview of the district's Dual Enrollment and Career and Technical Education (CTE) programs. This item will inform the Board of Trustees about student participation, program offerings, industry certifications, college credit opportunities, and alignment with college, career, and military readiness goals. The presentation will highlight how these programs expand postsecondary opportunities, support workforce readiness, and prepare students for success beyond graduation through partnerships with higher education institutions and industry partners.

FUNDING SOURCE AND AMOUNT

NONE

RECOMMENDATION:

No approval needed

CONTACT PERSON (S)

Sergio Coronado, Superintendent



PROGRESO HIGH SCHOOL EARLY COLLEGE





CTE / EC / DUAL / TSI

Building Pathways to Student Success

CTE PROGRAMS

- Career & Technical Education (CTE) prepares students for college, career, and workforce readiness.
- Programs of Study provide industry-based knowledge and real-world skills.
- Students have opportunities to earn certifications and dual credit.
- Hands-on learning experiences connect academics to high-demand careers.
- Focus on leadership development through work-based learning.



Animal Science

“Preparing students for careers in animal care, agriculture, and veterinary sciences through hands-on learning and industry knowledge.”



Animal Science

Mr. Garcia
CTE TEACHER

Level 1
Principles of Agriculture, Food, and Natural Resources

Level 2
Small Animal Management
Equine Science

Level 3
Livestock Production + Agricultural Laboratory and Field Experience

Level 4
Advanced Animal Science
Veterinary Medical Applications

Certifications: Fundamentals of Animal Science & Veterinary Medical Applications

CTE
Career Technical Education

The card features a central photo of Mr. Garcia, a smiling man in a blue polo shirt and a tan baseball cap. To his left are three torn-edge photo strips: the top one shows a brown horse in a field, the middle one shows a group of people in a classroom, and the bottom one shows a group of people in a laboratory setting. The background is a dark green with white silhouettes of a cow, a pig, and a sheep. The bottom right corner shows a green grass field.

Graphic Design & Interactive Media

“Empowering students to communicate visually through digital design, media production, and creative technology.”

MS. BARRIOS
CTE TEACHER

GRAPHIC DESIGN

LEVEL 1
Principles of Arts, Audio/Video Technology, and Communications

LEVEL 2
Digital Design and Media Production

LEVEL 3
Digital Art & Animation

LEVEL 4
Practicum in Entrepreneurship

CERTIFICATIONS
Adobe Photoshop

DESIGN CREATE EDIT

PROGRESS HIGH SCHOOL
CTE
CAREER & TECHNICAL EDUCATION

Education & Training

“Inspiring future educators and leaders through hands on experience in teaching, training, and instructional support.”

TEACHING & TRAINING

LEVEL 1
PRINCIPLES OF EDUCATION AND TRAINING

LEVEL 2
HUMAN GROWTH AND DEVELOPMENT

LEVEL 3
INSTRUCTIONAL PRACTICES

LEVEL 4
PRACTICUM IN EDUCATION AND TRAINING

CERTIFICATIONS
EDUCATIONAL AIDE I

MS. SILVA
CTE TEACHER

CTE
CAREER & TECHNICAL EDUCATION

Diagnostic and Therapeutic Services

“Preparing students for careers in healthcare through foundational knowledge and hands on clinical skill development.”

DR. BALLI
CTE TEACHER

DIAGNOSTIC AND THERAPEUTIC SERVICES

LEVEL 1
PRINCIPLES OF HEALTH SCIENCE

LEVEL 2
MEDICAL TERMINOLOGY

LEVEL 3
• **ANATOMY AND PHYSIOLOGY**
• **HEALTH SCIENCE THEORY**

LEVEL 4
PRACTICUM IN HEALTH SCIENCE

CERTIFICATIONS:
• **MEDICAL ASSISTANT**
• **PHARMACY TECHNICIAN**

COURTESY HIE
HEALTH CARE & TECHNICAL EDUCATION

Web Development

“Equipping students with coding, design, and digital development skills to create and maintain the technology that powers the modern world.”

MR. SOTO CTE TEACHER

WEB DEVELOPMENT

LEVEL 2 LEVEL 3 LEVEL 4

PRINCIPLES OF INFORMATION TECHNOLOGY DIGITAL MEDIA

COMPUTER SCIENCE I

WEB GAME DEVELOPMENT

CAREER PREPARATION FOR PROGRAMS OF STUDY


CERTIFICATIONS: CODEHS WEB DESIGN LEVEL I

PRESS START

The graphic features a central image of a man in a plaid shirt and glasses, representing Mr. Soto. The background is a dark blue grid with glowing blue squares and a large, faint "#". The text is arranged in a structured, futuristic layout with various font sizes and weights.

Cosmetology & Personal Care Services

“Developing professional skills in beauty, wellness, and personal care to prepare students for careers in the cosmetology industry.”



Welding

“Building technical expertise and industry skills that prepare students for high-demand careers in welding and manufacturing.”

MR. GOMEZ
CTE TEACHER

WELDING

LEVEL 1

- Principles of Manufacturing
- Introduction to Welding

LEVEL 2

- Welding I

LEVEL 3

- Welding II

LEVEL 4


- Practicum in Manufacturing
- Practicum in Entrepreneurship
- Career Preparation for Programs of Study

Certifications:
AWS- Certified Welder
AWS- Sheet Metal Welding

CTE
CAREER & TECHNICAL EDUCATION

MANUFACTURING TECHNOLOGY

RPEP CTE PARTNERSHIP AT **PROGRESO HS**



The image is a promotional graphic for a Manufacturing Technology program. It features a background image of students in a workshop. In the top left, there is a circular logo for 'CTE' with 'CAREER AND TECHNICAL EDUCATION' written around it. In the top right, there is a logo for 'SOUTH TEXAS COLLEGE' with a stylized 'A' icon. The main title 'MANUFACTURING' is in large, bold, white letters. Below it, the names of the instructors are listed: 'MR. FARIAS / MS. GUERRA / MR. GRONER'. The program is divided into four levels, each with a list of courses. Level 1 includes 'Principles of Manufacturing' and 'Principles of Applied Engineering'. Level 2 includes 'Diversified Manufacturing I' and 'Metal Fabrication and Machining I'. Level 3 includes 'Diversified Manufacturing II', 'Metal Fabrication and Machining II', 'Precision Metal Manufacturing I', and 'Computer Integrated Manufacturing (PLTW)'. Level 4 includes 'Precision Metal', 'Manufacturing II', and 'Career Preparation for Programs of Study'. At the bottom right, there is a yellow box labeled 'CERTIFICATIONS' which lists 'NIMS - CNC Mill Operator' and 'NIMS - CNC lathe Operator'. The background image shows students working at various workstations, including a lathe and a mill.

CTE
CAREER AND TECHNICAL EDUCATION

SOUTH TEXAS COLLEGE

MANUFACTURING

MR. FARIAS / MS. GUERRA / MR. GRONER

LEVEL 1

- Principles of Manufacturing
- Principles of Applied Engineering

LEVEL 2

- Diversified Manufacturing I
- Metal Fabrication and Machining I

LEVEL 3

- Diversified Manufacturing II
- Metal Fabrication and Machining II
- Precision Metal Manufacturing I
- Computer Integrated Manufacturing (PLTW)

LEVEL 4


- Precision Metal
- Manufacturing II
- Career Preparation for Programs of Study

CERTIFICATIONS

- NIMS - CNC Mill Operator
- NIMS - CNC lathe Operator

REAL ESTATE

**RPEP CTE
PARTNERSHIP AT
SANTA MARIA**



STC SECTIONS AT PROGRESO EARLY COLLEGE HIGH SCHOOL

Progreso Early College High School

PECHS Four-Year Achievement Plan
Associate of Arts/Interdisciplinary Studies

SOUTH TEXAS COLLEGE


Student Name: _____ ID#: _____ College/Career Goal: _____

Course	9th	10th	11th	12th
English HS	English 1 Pre AP	English 2 Pre AP	English 3 AP	
STC			English 1301/1302	English 1301/1302
Prof. Comm.		Prof. Comm.		
STC		Speech 1311		
Math HS	Algebra 1	Geometry	Algebra 2	Pre-Cal
STC			Math 1414/2412	Math 1414/2412
Science HS	Biology	Chemistry		Physics
STC			Biology 1406/1407	
Social Studies HS	World Geography			AP Macroeconomics
STC		Anthropology 2301/2302/2351	US History 1301/1302 Anthropology 2301/2302/2351	Government 2305/2305
Foreign Language HS	Spanish 1 Spanish 2	Spanish 1 Spanish 2	Spanish 3 Spanish 2	
STC	Span 2313	Spanish 2313/2315	Spanish 2313/2315	
Health HS	Health I/II	Health I/II	Health I/II	
Phys Ed.	PE Team Sports Marching Band			
Fine Arts HS	Art Band	Art Band	Art Band	Art Band
STC	Art 1301	Art 1301	Art 1301	Art 1301
College Readiness			College Success	College Success
Tech. Applications	Principles of Info Tech	BIM 1	BIM 2	Gaming and Design
STC	COSC 1301	COSC 1301	COSC 1301	COSC 1301
STC Electives	COSC 1301	Criminal Justice 1301	Psychology 2301	Sociology 1301

Progreso ECHS/Dual Credit Enrollment

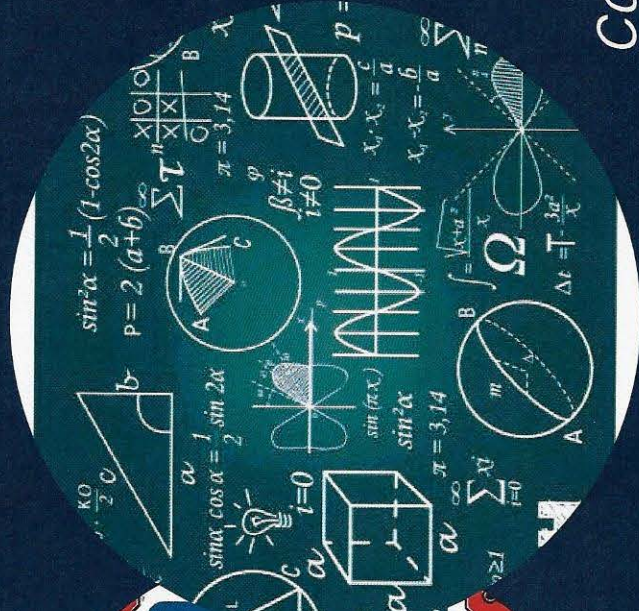

FALL 2024 / 95 TOTAL
FALL 2025 / 93 TOTAL

SPRING 2025 / 103 TOTAL
SPRING 2026 / 124 TOTAL



CCMR COLLEGE PREP COURSES

TEACHER:
Mr. S. Hinojosa
College Prep ELA



IN PARTNERSHIP WITH
REGION ONE



TEACHER:
Mr. M. Moreno
College Prep Math

B3

Bond Presentation

SUBJECT: Bond Presentation

PRESENTER

Juan Hernandez, Director

BACKGROUND INFORMATION

Presentation highlighting how Progreso Independent School District invested approximately \$10 million in bond funds to improve and strengthen district infrastructure. The presentation will provide the Board of Trustees and community with an overview of completed and ongoing projects, including facility upgrades, safety enhancements, technology improvements, and operational infrastructure improvements that support student learning and long-term district sustainability. The update will demonstrate accountability, transparency, and the impact of bond investments in enhancing educational environments across the district.

FUNDING SOURCE AND AMOUNT

NONE

RECOMMENDATION:

No approval needed

CONTACT PERSON (S)

Sergio Coronado, Superintendent



Progreso ISD
Bond Series 2022
\$10,000,000

Progreso ISD Construction Bond Funds

Bond Issuance	10,000,000.00
Cost Issuance	200,000.00
Interest	564,823.00
Total Available Funds	10,364,823.00
Total Contracts	10,364,823.00
Total Payments	10,364,823.00
Bond Balance	-

Progreso ISD Bond Projects

Athletic Facilities and Equipment

Football Field Turf	\$ 1,386,010.00
Track	\$ 636,675.00
Athletic Equipment	\$ 46,649.00
Scoreboard Screen	\$ 428,897.00
Scoreboard Foundation	\$ 290,035.00
Field Resurfacing	\$ 32,340.00
Engineer Servcies	\$ 214,892.00
TOTAL	\$ 3,035,500.00



Progreso ISD Bond Projects

Equipment Purchase

Maintenance Equipment	\$ 26,120.00
Fleet Vehicles	\$ 159,178.00
Fine Arts Sound System	\$ 15,761.00
Total	\$ 201,060.00



Progreso ISD Bond Projects

HVAC Projects

Elementary Library	\$ 18,261.00
PEC Office	\$ 9,721.00
Auditorium	\$ 7,615.00
PEC GYM	\$ 315,684.00
High School	\$ 3,791,800.00
District wide Phase I	\$ 220,000.00
Districtwide Phase II	\$ 415,000.00
Districtwide Phase III	\$ 354,213.00
DTMS - ELEM	\$ 49,500.00
Engineer Services	\$ 313,165.00
Total	\$ 5,494,959.00



Progreso ISD Bond Projects

New Construction

DTMS / HS Waterheater	\$ 21,500.00
DTMS / HS Shower / Drainage	\$ 17,000.00
DTMS Roof Upgrade	\$ 42,787.00
Canopy DTMS / ELEM	\$ 499,000.00
Restroom DTMS / HS	\$ 122,916.00
Technology Roof	\$ 187,775.00
Engineer Service	\$ 56,000.00
Total	\$ 946,978.00



Progreso ISD Bond Project

Safety

DTMS Security Wall	\$ 16,000.00
Security Cameras	\$ 38,500.00
Intercom	\$ 238,151.00
Water fountains	\$ 98,500.00
HS Doors	\$ 28,800.00
Metal Detectors	\$ 31,545.00
Fire Alarm West	\$ 82,381.00
Fire Alarm HS	\$ 152,449.00
Total	\$ 686,326.00



Progreso ISD Bond Information

Name	Outstanding	Interest	Refunded Bonds	Original Bond
Series 2022	\$9,100,000	3.4928%		Series 2022
Series 2021	\$3,090,000	1.3414%	Series 2021 Series 2011	Series 2002 & 2003
Series 2020	\$4,440,000	2.4099%	Series 2020 Series 2010	Series 1997
Series 2016	\$3,360,000	2.5312%	Series 2016	Series 2006
Series 2012	\$1,655,000	2.225%	Series 2012	Series 2004

B4

Election Presentation

SUBJECT: Election Presentation

PRESENTER

Alyssa Aleman, Attorney

BACKGROUND INFORMATION

Presentation by the district's legal counsel regarding election matters and Local Policy BBB. The presentation will include an overview of the Board of Trustees' previously approved resolution in November to transition board member terms from three-year terms to four-year terms, as well as an explanation of the legal implications of that action. Legal counsel will clarify statutory requirements, policy considerations, and the district's obligations moving forward, including why the adopted change cannot be reversed.

CONTACT PERSON (S)

Sergio Coronado, Superintendent

Progreso ISD
108910

**BOARD MEMBERS
ELECTIONS**

BBB
(LOCAL)

Membership	The Board shall consist of seven members.
Method of Election	Election of Board members shall be by place.
Election Date	General election of Board members shall be on the May uniform election date.
Terms and Election Schedule	Board members shall be elected for four-year terms, with elections conducted biennially, as follows:
Places 1, 2, and 3	The election for places 1, 2, and 3 shall be held in 2030, 2034, 2038, and in four -year intervals thereafter.
Places 4, 5, 6 and 7	The election for places 4, 5, 6 and 7 shall be held in 2028, 2032, 2036 and in four -year intervals thereafter.
Method of Voting	To be elected, a candidate must receive more votes than any other candidate for the place.
Plurality	

**RESOLUTION OF THE BOARD OF TRUSTEES OF
PROGRESO INDEPENDENT SCHOOL DISTRICT
CHANGING TRUSTEE TERM LENGTH FROM THREE YEARS TO FOUR
YEARS AND ESTABLISHING A BIENNIAL ELECTION CYCLE**

WHEREAS, the Board of Trustees of the Progreso Independent School District ("District"), as the governing body and body corporate of the District, is charged with overseeing and directing the management of the public schools of the District; and

WHEREAS, Texas Education Code § 11.0581 establishes the framework for school district trustee elections and requires those elections to be held on the same uniform election date as elections for specified partner governmental entities, including municipalities located within the District, the general election for state and county officers, certain hospital districts, or the governing board of a public junior college district serving the District; and

WHEREAS, Texas Education Code § 11.0581(b) provides that elections held on the same date as such entities are to be conducted as joint elections under Chapter 271 of the Texas Election Code, utilizing common polling locations, coordinated ballot procedures, and joint election administration; and

WHEREAS, the Board of Trustees desires to make full use of the statutory framework provided by Texas Education Code § 11.0581 to strengthen election coordination with partner governmental entities and to position the District to participate consistently in joint elections authorized by law; and

WHEREAS, Texas Education Code § 11.0581(d) authorizes a board of trustees to adjust the terms of office of its members as necessary when aligning a trustee election date with an authorized joint-election partner; and

WHEREAS, Article XVI, Section 17 of the Texas Constitution provides that public officers continue to serve until their successors are duly elected and qualified, permitting holdover service when necessary to effectuate a transition between election schedules; and

WHEREAS, the Board finds that establishing a biennial trustee election schedule will promote greater alignment with partner entities' election calendars, support efficient election administration, and enhance opportunities for coordinated joint elections consistent with Texas Education Code § 11.0581; and

WHEREAS, the Board further finds that aligning future trustee elections with the May uniform election date customarily used by the public junior college district serving the community will support long-term planning, administrative efficiency, and accessible election participation for District voters.

NOW, THEREFORE, BE IT RESOLVED BY THE BOARD OF TRUSTEES OF THE PROGRESO INDEPENDENT SCHOOL DISTRICT THAT:

1. Adjustment of Trustee Terms to Achieve Compliance with § 11.0581.

Pursuant to Texas Education Code § 11.0581(d), the Board of Trustees hereby adjusts the expiration of trustee terms in order to align all future trustee elections with the May uniform election date customarily used by the public junior college district serving the community. This adjustment is intended solely to place the District's election schedule on a lawful, consistent timeline that allows for coordinated joint elections as authorized under state law. No incumbent trustee's term shall be shortened by this action; all trustees shall continue to serve the full duration of their elected terms. Where necessary to carry out the transition to the updated schedule, certain trustees may continue in office beyond their original expiration date pursuant to the holdover authority established in Article XVI, Section 17 of the Texas Constitution, ensuring continuity of service until their successors are elected and qualified.

2. Establishment of Biennial Trustee Elections.

Effective immediately upon adoption of this Resolution, the Board hereby establishes a biennial trustee election schedule under which elections will occur once every two years on the May uniform election date in even-numbered years, or on such other uniform election date as may be required to comply fully with Texas Education Code § 11.0581. By creating a regular biennial election cycle, the District promotes consistency in its electoral process, enhances long-term planning for election administration, and positions itself to participate efficiently in coordinated joint elections. Under this structure, approximately one-half of the trustee positions, or as close thereto as practicable, shall be filled at each biennial election, preserving staggered terms and ensuring continuity in Board governance.

3. Transition Plan and Continuity of Governance.

To support the implementation of the revised election cycle, the Superintendent, in consultation with legal counsel and the Texas Legislative Council, shall develop a comprehensive transition plan that ensures orderly alignment of trustee terms with the District's new biennial schedule. The plan shall maintain the staggered sequence of trustee positions, safeguard the integrity of existing elected terms, and identify any positions for which temporary holdover service may be necessary to achieve proper synchronization with authorized joint-election dates.

4. Joint-Election Coordination.

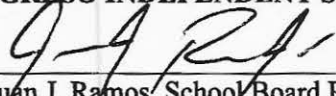
The Superintendent or designee is authorized to undertake all actions necessary to coordinate the District's elections with the Hidalgo County Elections Administrator, the governing board of the applicable public junior college district, and any municipalities located within the District to ensure full compliance with Texas Education Code § 11.0581 and the joint-election provisions of Chapter 271 of the Texas Election Code. This coordination includes updating existing joint-election agreements, executing new agreements as needed, and ensuring that election notices, filing timelines, ballot preparation, polling place arrangements, and all other election administration procedures reflect the District's revised biennial schedule. Such coordination will facilitate seamless joint election operations and provide clarity and consistency for District voters.

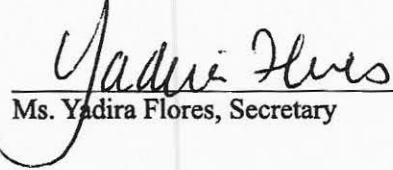
5. Policy Revision.

The Superintendent or designee shall prepare and present to the Board proposed revisions to District Policy BBB(LOCAL) to reflect the changes adopted in this Resolution. These revisions shall incorporate the shift to a biennial election cycle, the corresponding adjustments to trustee term expirations, and the requirement that all trustee elections be conducted jointly with an eligible governmental entity as provided by Texas Education Code § 11.0581. The updated policy shall ensure that the District's written governance framework accurately reflects the election structure established by this Resolution and provides clear guidance for future election administration. (Exhibit 1)

ADOPTED AND APPROVED this 21st day of NOVEMBER, 2025, by the Board of Trustees of Progreso Independent School District at a duly called and noticed meeting, at which a quorum was present and acting throughout.

**BOARD OF TRUSTEES
PROGRESO INDEPENDENT SCHOOL DISTRICT**


Mr. Juan J. Ramos, School Board President


Ms. Yadira Flores, Secretary

C1

Senate Bill 11 on Daily Prayer Time

SUBJECT: Senate Bill 11 on Daily Prayer Time

PRESENTER

Alyssa Aleman, Attorney

BACKGROUND INFORMATION

Presentation and discussion regarding Senate Bill 11 and its provisions related to daily prayer or moments of reflection in public schools. Administration will provide the Board of Trustees with an overview of statutory requirements, implementation considerations, and district procedures to ensure compliance with state law while respecting the rights of all students and maintaining a lawful and inclusive educational environment.

CONTACT PERSON (S)

Sergio Coronado, Superintendent

PROGRESO INDEPENDENT SCHOOL DISTRICT

Senate Bill 11 — Prayer in Schools

Progreso ISD students already pray when they need to, how they need to, in a way that respects every family.

Progreso ISD currently provides a daily moment of silence during announcements where every student may freely pray, meditate, or reflect. This is protected under Texas Education Code §25.901, which guarantees students the right to individually and voluntarily pray at school. Our students also have the right to pray at lunch, during free time, at "See You at the Pole" events, and through Fellowship of Christian Athletes (FCA), etc.

If Progreso ISD Adopts SB11 - Required Actions	Current at Progreso ISD
Create & distribute parent consent forms to every family	Students pray freely: no form needed
Track which students opted in vs. opted out	Students pray independently: no tracking needed
Identify & designate private prayer spaces on each campus	Students voluntarily use available spaces
Schedule a designated non-instructional prayer period daily	Moment of silence during announcements already serves this purpose
Monitor classrooms to ensure non-participants are not coerced	Harder to protect students when participation is formalized
Manage opt-out waiver submissions from declining families	No waiver system needed
Resolve potential religious disputes between students or families	Currently, minimal risk-decision rests with the families.
Find staff to supervise the separated student groups if needed.	No separation of students required



Senate Bill 11 on Daily Prayer Time

January 7, 2026

To: District Superintendent, Superintendent's Administrative Assistant, and Policy Contact

Administrative Yes

Action:

- Review the included information.
- Contact your policy consultant for recommended local policy language if your board is likely to adopt the [SB 11 resolution](#).

Board Action: Yes

- Review the included information.
- Consider the statutory resolution relating to SB 11.
- If the resolution is adopted, also adopt local policy relating to a daily period of prayer and reading of the Bible or other religious texts.

Deadline:

- Review the information included as soon as possible.
- Vote on the SB 11 resolution on or before **March 1, 2026**.

Background

SB 11 from the 89th Legislative Session adds Texas Education Code section 25.0823, which allows school boards to designate time each school day at every campus for students and employees to pray and read the Bible or other religious texts. The bill requires that within six months of the effective date (by March 1, 2026), each district's board must take a record vote either to establish the daily prayer time and reading of religious texts by adopting the resolution set out in the new statute or to decline to establish the daily prayer time.

A board wishing to establish a daily period for prayer and reading of religious texts must do so by adopting the statutory resolution. A resolution complying with the statutory requirements is available to download [here](#).

Action Needed

On or before March 1, 2026, each district's board must take a record vote on whether to adopt the statutory resolution. If your board adopts the resolution, contact your policy consultant for recommended policy language at DGA(LOCAL) and FNA(LOCAL) to implement the daily period of prayer and reading of the Bible or other religious text.

Need help?

If you have questions, please contact your [policy consultant](#) for assistance.

© 2026 Texas Association of School Boards. All rights reserved.

This information is provided for educational purposes only to facilitate a general understanding of the law or other regulatory matter. This information is neither an exhaustive treatment on the subject nor is this intended to substitute for the advice of an attorney or other professional adviser. Consult with your attorney or professional adviser to apply these principles to specific fact situations.

If you need assistance accessing any of the policy resources available through your TASB account or if you would like to be removed from this mailing list, please contact Susan Acevedo at susan.acevedo@tasb.org.



By: Middleton, et al.

S.B. No. 11

A BILL TO BE ENTITLED

1

AN ACT

2 relating to a period of prayer and reading of the Bible or other
3 religious text in public schools.

4 BE IT ENACTED BY THE LEGISLATURE OF THE STATE OF TEXAS:

5 SECTION 1. Subchapter C, Chapter 25, Education Code, is
6 amended by adding Section 25.0823 to read as follows:

7 Sec. 25.0823. PERIOD OF PRAYER AND READING OF BIBLE OR OTHER
8 RELIGIOUS TEXT. (a) The board of trustees of a school district or
9 the governing body of an open-enrollment charter school that is not
10 operated by or affiliated with a religious organization may by
11 record vote on a resolution described by Subsection (a-1) adopt a
12 policy requiring every campus of the district or school to provide
13 students and employees with an opportunity to participate in a
14 period of prayer and reading of the Bible or other religious text on
15 each school day in accordance with this section.

16 (a-1) A resolution to adopt a policy under Subsection (a)
17 must read as follows:

18 "The (insert name of school district or open-enrollment charter
19 school) shall adopt a policy requiring every campus of (insert name
20 of district or school) to provide a period of prayer and reading of
21 the Bible or other religious text as provided by Section 25.0823,
22 Education Code."

23 (b) A policy adopted under Subsection (a) must:

24 (1) prohibit a student or employee of the school

1 district or open-enrollment charter school from being permitted to
2 participate in the period of prayer and reading of the Bible or
3 other religious text unless the employee or parent or guardian of
4 the student submits to the district or school a signed consent form
5 that includes:

6 (A) an acknowledgment that the student or
7 employee has a choice as to whether to participate in the period of
8 prayer and reading of the Bible or other religious text;

9 (B) a statement that the person has no objection
10 to the student's or employee's participation in or hearing of the
11 prayers or readings offered during the period; and

12 (C) an express waiver of the person's right to
13 bring a claim under state or federal law arising out of the adoption
14 of a policy under this section, including a claim under the
15 Establishment Clause of the First Amendment to the United States
16 Constitution or a related state or federal law, releasing the
17 district or school and district or school employees from liability
18 for those claims brought in state or federal court;

19 (2) prohibit the provision of a prayer or reading of
20 the Bible or other religious text over a public address system; and

21 (3) specify that a period of prayer or reading of the
22 Bible or other religious text may not be a substitute for
23 instructional time.

24 (c) An employee or parent or guardian of a student may
25 revoke the person's consent provided under Subsection (b)(1) by
26 informing the appropriate school administrator, as determined by
27 the school district or open-enrollment charter school. An employee

1 or student for whom consent has been revoked under this subsection:

2 (1) may not participate in the period of prayer and
3 reading of the Bible or other religious text until the employee or
4 parent or guardian of the student submits to the district or school
5 a new consent form under Subsection (b)(1); and

6 (2) remains bound by the waiver described by
7 Subsection (b)(1)(C).

8 (d) A policy adopted under Subsection (a):

9 (1) must include provisions ensuring a prayer or
10 reading of the Bible or other religious text is not provided in the
11 physical presence of, within the hearing of, or in another manner
12 which would constitute an injury in fact within the meaning of the
13 United States or Texas Constitution on a person for whom a signed
14 consent form has not been submitted under Subsection (b)(1) or has
15 been revoked under Subsection (c); and

16 (2) in order to comply with this subsection, may
17 require that the period of prayer and reading of the Bible or other
18 religious text be provided:

19 (A) before normal school hours;

20 (B) only in classrooms or other areas in which a
21 consent form under Subsection (b)(1) has been submitted for every
22 employee and student, which may include an entire school district
23 or open-enrollment charter school campus if a consent form has been
24 submitted for each employee and student at the campus; or

25 (C) by any other method recommended by the
26 attorney general or legal counsel for the district or school.

27 (e) The attorney general, on request from the board of

1 trustees of a school district or the governing body of an
2 open-enrollment charter school, shall:

3 (1) provide advice on best methods for a district or
4 school to comply with the requirements of this section;

5 (2) provide a model consent form that may be used for
6 purposes of providing consent under Subsection (b)(1); and

7 (3) defend the district or school in a cause of action
8 arising out of the adoption of a policy under Subsection (a).

9 (f) If the attorney general defends a school district or
10 open-enrollment charter school under Subsection (e)(3), the state
11 is liable for the expenses, costs, judgments, or settlements of the
12 claims arising out of the representation. The attorney general may
13 settle or compromise any and all claims under this subsection. The
14 state may not be liable for any expenses, costs, judgments, or
15 settlements of any claims arising out of the adoption of a policy
16 under Subsection (a) against a district or school not being
17 represented by the attorney general.

18 (g) Regardless of whether the board of trustees of a school
19 district or the governing body of an open-enrollment charter school
20 adopts a policy under Subsection (a), this section does not
21 prohibit a student or employee of the district or school from
22 participating in prayer or reading the Bible or other religious
23 text during a period of the school day that is not designated as a
24 period of prayer and reading of the Bible or other religious text.

25 SECTION 2. Section 25.901, Education Code, is amended to
26 read as follows:

27 Sec. 25.901. EXERCISE OF CONSTITUTIONAL RIGHT TO PRAY. A

1 public school student has an absolute right to individually,
2 voluntarily, and silently pray or meditate in school in a manner
3 that does not disrupt the instructional or other activities of the
4 school. A person may not require~~[, encourage,]~~ or coerce a student
5 to engage in or refrain from such prayer or meditation during any
6 school activity.

7 SECTION 3. Not later than six months after the effective
8 date of this Act, each board of trustees of a school district and
9 each governing body of an open-enrollment charter school shall take
10 a record vote on whether to adopt a resolution described by Section
11 25.0823(a-1), Education Code, as added by this Act.

12 SECTION 4. This Act applies beginning with the 2025-2026
13 school year.

14 SECTION 5. This Act takes effect immediately if it receives
15 a vote of two-thirds of all the members elected to each house, as
16 provided by Section 39, Article III, Texas Constitution. If this
17 Act does not receive the vote necessary for immediate effect, this
18 Act takes effect September 1, 2025.

Resolution Regarding Senate Bill 11
Period of Prayer and Reading of the Bible or Other Religious Text

The _____ ISD shall adopt a policy requiring every campus of _____ ISD to provide a period of prayer and reading of the Bible or other religious text as provided by Education Code 25.0823.

Adopted this _____ (date) day of _____ (month), _____ (year), by the Board.

Board President's signature: _____

Board Secretary's signature: _____

C2

**LASO 4: Leadership & Instructional
Foundations for Texas -Approved
Provider**

SUBJECT: LASO 4: Leadership & Instructional Foundations for Texas – Approved Provider

PRESENTER

Claudia Coronado, Director

BACKGROUND INFORMATION

The LIFT Grant is a three-year initiative by the Texas Education Agency (TEA) designed to build and strengthen instructional leadership, systems, and capacity within Texas school systems to ensure all students receive high-quality, grade-level instruction. It offers two phases—Planning, for districts preparing to adopt high-quality instructional materials, and Implementation, for districts actively using selected materials. Through technical assistance, coaching, and leadership development, the program supports districts in improving instruction, observation, feedback, and performance management.

ADMINISTRATIVE CONSIDERATIONS

The district must obtain approval from the board of trustees to use the instructional materials and provide evidence that classroom teachers support the adoption and use of these materials.

FUNDING SOURCE AND AMOUNT

Up to 30% of the LIFT award can be used for discretionary items—including licenses for supplemental instructional materials; at least 70% must go to an Approved Provider.

RECOMMENDATION:

The administration requests and recommends the approval of Region One as the Approved Provider.

CONTACT PERSON (S)

Claudia Coronado, Director

LASO Cycle 4
Learning Acceleration Support Opportunities
2025-2026 LIFT Add-On: School Improvement PLC Support Grant
Proposal



School Improvement, Accountability & Compliance
School System Support and Accountability
Prepared for Progreso ISD
Date: February 11th, 2026

Office of School Improvement, Accountability, and Compliance
1900 W. Schunior, Edinburg, TX 78541
(956) 984-6000

PROFESSIONAL DEVELOPMENT AGREEMENT

OVERVIEW

Region One Educational Service Center's Division of School Improvement, Accountability, and Compliance provides high-quality customized professional learning. Strong models of learning are supported by professional development standards, grounded in leading research, and strengthened by the utilization of high-yield instructional strategies that promote increase academic performance for all students.

PURPOSE OF PROGRAM

The LIFT Add-On: School Improvement PLC Support grant is a targeted, Title I-funded initiative designed to enhance implementation support for campuses participating in the Leadership and Instructional Foundations for Texas (LIFT) program that are also identified for School Improvement. This grant provides additional resources, such as expanded PLC facilitation, increased observation and feedback, and individualized coaching to strengthen instructional systems and ensure effective use of high-quality instructional materials (HQIM). The goal is to deepen and sustain effective instructional practices by reinforcing the conditions necessary for strong HQIM implementation, ultimately improving student outcomes on federally identified campuses.

DESCRIPTION OF SERVICES:

The LIFT Add-On: School Improvement PLC Supports grant provides targeted Implementation support to campuses participating in the LIFT program that are also Identified for School Improvement under federal accountability. This grant is Designed to reinforce high-fidelity implementation of State Board of Education (SBOE)-approved high-quality instructional materials (HQIM) through enhanced Instructional support. The goal is to deepen and sustain effective instructional practices by reinforcing the conditions necessary for strong HQIM implementation, ultimately improving student outcomes on federally identified campuses.

Campuses receive additional resources such as:

- In-person facilitated Professional Learning Communities (PLCs) focused on HQIM internalization,
- Increased in-person observation and feedback cycles and
- One-on-one coaching for instructional leaders and teachers.

These in-person supports are intended to deepen instructional practices, strengthen schoolwide systems, and accelerate student learning outcomes. The grant complements the broader LIFT initiative by intensifying support for federally identified campuses, ensuring the conditions necessary for sustained HQIM implementation are in place.

STATUTORY AND PROGRAM-SPECIFIC ASSURANCES

The applicant assures the school system will meet all program-specific assurances (in addition to meeting all LIFT assurances), including:

- Committing to implementing a Bluebonnet Learning (BL) product in the 2026–27 school year.
- Securing approval from the Superintendent and Chief Academic Officer (or equivalent leader) to participate in the program.
- Contracting with the same provider from the LASO Cycle 4 State Approved Provider list that is providing technical assistance for the LIFT program for PLC supports.
- Engaging relevant school system and campus leaders, as well as teachers and instructional coaches, in upfront training, implementation support, and coaching. These individuals must be in addition to and distinct from leaders receiving coaching through the LIFT program.
- Submitting all required grant deliverables, including the submission of a Targeted Improvement Plan
- Submitting provider contracts and required funding summary reports to TEA.
- Appointing a designated lead as the primary point of contact and identifying at least two additional contacts.
- Permitting Approved Providers access to campuses to provide in-person support.
- Ensuring teachers have sufficient planning time and use the required protocols.
- Providing print materials for all participating teachers and students.
- Following the year-long scope and sequence for the instructional materials.
- Meeting the minimum number of instructional minutes for the instructional materials.
- Using grant funds in alignment with the required allocation structure and ensuring all expenditures support the goals of the LIFT program
- Participating in required TEA-led activities, including a grant kick-off.

PERFORMANCE AND EVALUATION MEASURES

The applicant agrees to collect data and report on the following mandatory performance and evaluation measures:

The school system must submit data as requested by TEA, in accordance with TEA guidance, including but not limited to:

- Deliverables submissions using TEA-provided templates
- Surveys of teachers, coaches, school leaders / campus administrators, and school system leads prior to and during the school year administered by TEA
- Submission of observation and assessment data

INSTRUCTIONAL SYSTEMS SUPPORT	DESCRIPTION
<p>Progreso HS Algebra I</p>	
<p>Professional Learning Communities Facilitation</p>	<p>Professional Learning Communities facilitation provides job-embedded support focused on HQIM internalization, data-driven instructional planning, and collaborative problem-solving. PLCs operate using structured protocols that emphasize actionable outcomes and follow-through to classroom practice. This approach strengthens PLCs as a sustainable instructional system rather than a compliance-driven activity.</p>
<p>Increased Observation and Feedback Cycles</p>	<p>Increased observation and feedback cycles provide non-evaluative, instructional feedback aligned to HQIM expectations and campus improvement priorities. Observations are intentionally connected to PLC focus areas to reinforce implementation and instructional consistency. Timely, actionable feedback supports teacher growth and strengthens instructional fidelity across classrooms.</p>
<p>Coaching for Instructional Leaders and Teachers</p>	<p>Coaching for instructional leaders and teachers builds internal capacity to sustain effective PLCs, observation practices, and instructional leadership. Leaders and teachers receive individualized coaching aligned to HQIM implementation and student learning needs. Coaching supports continuous improvement by strengthening both leadership practices and classroom instruction.</p>
<p style="text-align: right;">TOTAL INVESTMENT: \$60,000</p>	

Email purchase order and signed agreement to: Lilly Chapa, Program Assistant
lchapa@esc1.net

ESC One Contact: Rocio Ausucua, Director of School System Support & Accountability
(956) 984-6147 or email rausucua@esc1.net

ESC Director:

Rocio Ausucua
Name (Please Print)

Signature

Date

Your signature on this Region One ESC Proposal indicates an agreement for services as outlined.

District Primary Point of Contact:

Name (Please Print)

District Title

Signature

Date

Superintendent or Designee Point of Contact:

Your signature on this document indicates agreement to the TEA LASO Cycle 4 LIFT Add-On: School Improvement PLC Support Program Guidelines Assurances and Region One Education Service Center Scope of Work.

Signature of Superintendent or Designee

Date

DIVISION OF INSTRUCTIONAL SUPPORT

Sandra Cavazos Garza, Deputy Director
(956) 984-6021
sancavazos@esc1.net

SCHOOL IMPROVEMENT, ACCOUNTABILITY AND COMPLIANCE

Tammie L. Garcia, Administrator
(956) 984-6173
tgarcia@esc1.net

OFFICE OF SCHOOL SYSTEM SUPPORT & ACCOUNTABILITY

Rocio Ausucua, Director
(956) 984-6187
rausucua@esc1.net

Learning Acceleration Support Opportunities (LASO) Cycle 4 Selection Notification

The Texas Education Agency (TEA) is pleased to inform you that your school system has been selected for the **Learning Acceleration Support Opportunities (LASO) Cycle 4**.

For Grants only: To receive your official award letter (**Notice of Grant Award – NOGA**), your school system must complete the **eGrants application**. The steps to complete the eGrants application, along with the funding breakdown for the grants your school system has been selected for, are provided below in this letter. The NOGA will be available in the school system’s eGrants account once the application is approved, and the NOGA is available.

***Detailed PREP Program Allotment information, including timelines for funding guidance, will be communicated in a follow up email from the PREP Program Team later this week**

The table below provides the following information:

- The list of selected initiatives
- The funding amount awarded to the school system for each selected initiative
- The campuses selected for each initiative, where applicable (campus-based grants only)
- The pathways selected for each campus, where applicable

PROGRESO ISD (108910)

Initiative	School System Funding Amount	Campus Name (if applicable)	Pathway (if applicable)
Additional Days School Year (ADSY)	0	NA	Summer
		NA	Full Year
AP Computer Science Principles (APCSP)	0	NA	NA
Blending Learning Grant (BLG)	0	NA	NA
Early College High School (ECHS)	0	NA	NA

Leadership & Instructional Foundations in Texas (LIFT)	\$478,000	NA	NA
LIFT Add-On: School Improvement PLC Supports (LIFT SI PLC)	\$120,000	NA	K5RLA
		NA	K5Math
		PROGRESO H S	68Math
Navigating Excellence through Targeted Supports (NEXT)	0	NA	NA
Pathways in Technology Early College High School (P-TECH)	0	NA	NA
*PREP Residency Preservice Program	Awarded	NA	NA
*PREP Grow Your Own (GYO)Program	Awarded	NA	NA
*PREP Mentorship Program	Awarded	NA	NA
School Action Fund (SAF)	0	NA	NA

School Improvement Curriculum and Instruction Support Grant (SI CISG)	0	NA	NA
Texas Strategic Staffing (TSS) for Residencies Grant	0	NA	NA
Virtual and Hybrid Program Accelerator (VHPA)	0	NA	NA

Required Action Item by March 11, 2026, at 11:59PM CT: Accept or decline your LASO 4 selection of grant program(s) and complete the eGrants application:

1. **Accept or Deny the LASO 4 selection of grant program(s) in [eGrants through TEAL login](#).**
 - a. Go to [eGrants through TEAL login](#).
 - b. Click on the Grants Tab.
 - c. Click on *Apply for Eligible Grants*.
 - d. Click on *2025-2026 Learning Acceleration Support Opportunities (LASO) Cycle 4*.
 - e. Click on the Application Designation Form (ADC).
 - f. In the ADC form, pick the option that is best for your school system i.e. Option 1: *Apply on Own* indicating grant program selection acceptance or Option 2: *Not Apply at All* indicating decline of grant program selection.
 - g. Once the school system has made the choice, scroll down and click on *Certify and Submit*. Please note that Grantee Officials (typically the Superintendent) will have the ability to certify and submit. For other eGrants roles, this *Certify and Submit* button will appear to be grayed out.

2. **Complete the eGrants application**
 - a. Visit the [eGrants through TEAL login](#).
 - b. Click on the Grants Tab.
 - c. Click on *Apply for Eligible Grants*.
 - d. Click on *2025-2026 Learning Acceleration Support Opportunities (LASO) Cycle 4*.

- e. Click on the Grant Application.
- f. The application will reveal the complete budget schedule for the grant.
- g. Once the application is completed, click on the *Certify and Submit* button.

Note:

- Keep a copy of this notification locally for your own documentation.
- Initiative Specific Questions - Initiative leads will be reaching out to share additional information.
- LASO-related Questions: If you have any questions, or experience any challenges with the eGrants application process, please email LASO@tea.texas.gov.

LASO Cycle 4

**Leadership & Instructional Foundations for Texas (LIFT)
& Bluebonnet Adoption Technical Assistance**



**Region One Education Service Center
Prepared for Progreso ISD**

Overview: Leadership & Instructional Foundations for Texas (LIFT)

LIFT (Leadership and Instructional Foundations for Texas) is a three-year program designed to support Texas school systems in building the instructional and systems-level capacity needed to deliver high-quality learning experiences for all students. LIFT brings together the highest leverage components of Strong Foundations, Texas Instructional Leadership, and Texas Lesson Study, providing comprehensive support for districts to adopt HQIM and implement Bluebonnet Learning over multiple years.

LIFT (Leadership and Instructional Foundations for Texas) is a three-year program designed to support Texas school systems in building the instructional and systems-level capacity needed to deliver high-quality learning experiences for all students. LIFT brings together the highest leverage components of Strong Foundations, Texas Instructional Leadership, and Texas Lesson Study, providing comprehensive support for districts to adopt HQIM and implement Bluebonnet Learning over multiple years.

The vision for LIFT is for all Texas students to have access to rigorous, grade-level content and instruction every day. The program is structured to support districts where they are in the implementation process, providing capacity building support and technical assistance to strengthen instructional practices in math or literacy. LIFT is grounded in the belief that sustainable instructional improvement requires a clear vision, strong leadership, aligned systems, and high-quality instructional materials (HQIM). The program supports school systems in developing and executing a coherent instructional framework, strengthening the learning environment school-wide, and building the internal capacity to manage performance and scale effective school-wide practices.

Statutory and Program-Specific Assurances

1. The applicant assures that the application does not contain any information that would be protected by the Family Educational Rights and Privacy Act (FERPA) from general release to the public.
2. The applicant assures to adhere to all the Statutory and TEA Program requirements as noted in the Program Guidelines.
3. The applicant assures to adhere to all the Performance Measures, as noted in the Program Guidelines, and shall provide to TEA, upon request, any performance data necessary to assess the success of the program.
4. The applicant assures that any Electronic Information Resources (EIR) produced as part of this agreement will comply with the State of Texas Accessibility requirements as specified in 1 TAC 206, 1 TAC Chapter 213, Federal Section 508 standards, and the WCAG 2.0 AA Accessibility Guidelines.
5. The applicant acknowledges that Per Section 22.0834 of the Texas Education Code (TEC), any person offered employment by any entity that contracts with TEA or receives Grant funds administered by TEA (i.e., a Grantee or subGrantee) is subject to the fingerprinting requirement. TEA is prohibited from awarding Grant funds to any entity, including nonprofit organizations, that fails to comply with this requirement. For details, refer to the General and Fiscal Guidelines, Fingerprinting Requirement.
6. Equal Treatment of All Persons: Consistent with Article I, Section 3a of the Texas Constitution, the Fourteenth Amendment to the United States Constitution, federal and State law, and Executive Order No. GA-55, Subrecipient represents and warrants that: 1. All conduct under this Subaward shall be administered and performed in a neutral manner without regard to race of persons; 2. Subrecipient shall not, in the specific performance of this Subaward, elevate one individual person over another, or advantage any one person over another, due to race; 3. Subrecipient shall not, in the specific performance of this Subaward, employ practices or engage in any advancement of the programs known as DEI, critical race theory, affirmative action, or other similar, divisive agendas; 4. Subrecipient’s staff, agents, subgrantees, contractors, and subcontractors that are selected and employed in the specific performance of this Subaward shall be selected and employed solely on merit and the ability to perform; and 5. Subrecipient shall ensure that any subgrantees, contractors and their subcontractors participating in the specific performance of this Subaward represent and warrant to the provisions of this clause.
7. Biological Sex and No Preferred Pronouns: Subrecipient represents and warrants that it shall ensure that all actions in specific performance of this Subaward shall comply with federal and state law and reflect that there are only two sexes. Subrecipient’s employees, officers, representatives, subgrantees, contractors, subcontractors, and agents shall not, in performance of this Subaward, present, direct, request, or suggest the use of preferred personal pronouns in professional correspondence or presentations.
8. The school system will maintain current contact information in AskTED to ensure timely communication.
9. The school system will regularly submit their expenditures (monthly preferred, quarterly at minimum) to remain on-track for grant expenditures.
10. The applicant ensures the school system will meet all program-specific assurances, including:
 - a. Committing to (with Board approval) implementing a Bluebonnet Learning (BL) product in the 2026–27 school year (if applying to the “Implementation Phase”) OR committing to selecting and implementing a State Board of Education (SBOE)-approved high-quality instructional

- material (HQIM) in the 2027–28 school year (if applying to the “Planning Phase”).
- b. Contracting with a single Approved Provider from the LASO Cycle 4 State Approved Provider list for the duration of the program.
 - c. Submitting provider contracts and required funding summary reports to TEA.
 - d. Securing approval from the Superintendent and Chief Academic Officer (or equivalent leader) to participate in the program.
 - e. Appointing a designated LIFT Lead as the primary point of contact and identifying at least two additional contacts. The primary point of contact should be the equivalent of a senior academic team member or manager of campus principals.
 - f. Participating in required TEA-led activities, including a grant kick-off and communities of practice.
 - g. Engaging relevant school system and campus leaders, including special programs' leadership, as well as teachers, instructional coaches, special population educators and leaders, in upfront training, implementation support, and coaching.
 - h. Participating in a needs assessment of current instructional practices and materials.
 - i. Establishing or refining systems for instructional leadership, including schoolwide routines, observation and feedback, and student work analysis protocols.
 - j. Submitting all required grant deliverables, including instructional framework artifacts, implementation plans, district-level instructional materials transition plan, campus-level implementation action plans, classroom, campus, and district level observation data and student outcomes data and progress updates as requested by the Approved Provider or the TEA.
 - k. Participating in TEA-administered surveys and/or focus groups, as requested.
 - l. Using grant funds in alignment with the required allocation structure and ensuring all expenditures support the goals of the LIFT program.
 - m. Permitting Approved Providers access to campuses to provide in-person support.
 - n. Ensuring teachers have sufficient planning time and use the required protocols.
 - o. Providing print materials for all participating teachers and students.
 - p. Following the year-long scope and sequence for the instructional materials, where applicable.
 - q. Meeting the minimum number of instructional minutes for the instructional materials.
 - r. Ensuring that a number of instructional leaders, aligned with district size, will actively participate in monthly implementation support and coaching provided by the Approved Provider.
 - s. Ensuring that the district cabinet regularly engages in data reflection/performance management routines.

Program Elements: Two-Phase Structure

Timeline: 2026-2029*

***27-28 SY and 28-29 SY Partnership Contingent upon LIFT Continuation Funding:** *LIFT is a 3-year grant, but continuation funding for each year is awarded independently. To qualify for continuation funding, districts must:*

1. Maintain Compliance with Grant Deliverables

- Conduct a Needs Assessment with the Approved Provider to establish a baseline for instructional practices and materials.
- Submit all required contracts, action plan artifacts, and school system data.

2. Engage System-wide Leadership

- District leaders and instructional staff actively participate in monthly site visits, coaching, frequent data analysis, and progress monitoring.

Phase I: Planning Support Phase**

For school systems intending to adopt SBOE-approved HQIM for implementation in the 2027–2028 school year. This phase focuses on building a robust instructional framework in math or literacy grounded in RBIS and laying the groundwork for effective instructional practices through implementation of strong school-wide routines and observation/feedback coaching cycles.

Phase II: Implementation & Product Support Phase**

For school systems implementing a Bluebonnet Learning product in the 2026–2027 school year. This phase focuses on strengthening instructional leadership in service of implementing Bluebonnet Learning and improving instructional quality and school climate.

***A comprehensive support plan will be developed using results from the LIFT Diagnostic in which LEAs participate after partnership has been established with Region One ESC. This plan will inform customized Year 1, Year 2, and Year 3 support strategies that address each LEA’s unique needs.*

✓	Phase I: Planning Support Phase Technical Assistance
	Conducting a diagnostic of current instructional materials and practices to inform HQIM adoption and readiness.
	Support in developing a shared vision for excellent instruction rooted in RBIS, along with clear expectations and aligned systems for HQIM implementation.
	Providing upfront training to build a shared understanding of the mindsets, skills, and systems needed for sustained instructional leadership and HQIM implementation.
	Supporting the development of schoolwide routines and observation/feedback systems to establish RBIS-aligned learning environments.
	Assisting with the adoption of SBOE-approved HQIM and ensuring enabling conditions are in place for effective launch and long-term success.

	Additional Embedded Supports
✓	Phase II: Implementation & Product Support Phase Technical Assistance
	Developing district-level transition plans and campus-level action plans.
	Providing upfront training and ongoing implementation support for school and district leaders.
	Coaching instructional leaders to close practice gaps, implement HQIM with fidelity, and lead effective feedback cycles.
	Conducting classroom observations to assess and support implementation fidelity.
	Facilitating high-quality professional learning (HQPL) for teachers and coaches.
	Supporting teachers with lesson internalization, PLC engagement, student work analysis, and use of HQIM-embedded scaffolds.
	Helping school system stakeholders strengthen performance management systems and align structures for sustained success.
	Additional Embedded Supports
Year 1: Total Base Investment	
\$334,600	

DISTRICT PRIMARY POINT OF CONTACT / INITIATIVE LEAD

Name (Please Print) _____
Phone Number

Signature

Your signature on this document indicates agreement to the TEA Strong Foundations Assurances and Region One Education Service Center Scope of Work.

Signature of Superintendent _____
Date

REGION ONE ESC CONTRACT CONTACTS

Kelly Vanhee, Senior Administrator, LIFT Lead
Division of Instructional Support
kkvanhee@esc1.net or (956) 984-6151.

Patricia Gomez, Director for State Initiatives, LIFT Co-Lead
Division of Instructional Support
pagomez@esc1.net or (956) 984-6162.

C3

Progreso High School Targeted Improvement Plan

SUBJECT: Progreso High School Targeted Improvement Plan

PRESENTER

Marivel Garcia, Principal

Zelda Rocha, Facilitator

BACKGROUND INFORMATION

A Targeted Improvement Plan (TIP) in Texas is a statutorily required, data-driven school improvement plan that campuses must develop and implement when identified School Improvement campuses/LEAs, with the goal of systematically improving student outcomes by using diagnostic data, selecting evidence-based strategies aligned to the Effective Schools Framework, allocating appropriate resources, engaging stakeholders, and securing board oversight and monitoring to address identified needs and build capacity for sustainable improvement

ADMINISTRATIVE CONSIDERATIONS

Board approval of the Targeted Improvement Plan is required and serves as a critical governance function to ensure the plan aligns with district priorities and complies with all applicable state and federal requirements.

FUNDING SOURCE AND AMOUNT

N/A

RECOMMENDATION:

The administration requests and recommends the approval of the Progreso High School Targeted Improvement Plan.

CONTACT PERSON (S)

Marivel Garcia, Principal

Zelda Rocha, Facilitator

Progreso High School Targeted Improvement Plan

Strategy	Milestones
Progreso High School Bluebonnet	<p>August 2025 – Received Bluebonnet Algebra I HQIM materials and completed teacher onboarding. Region One ESC provided initial training on lesson internalization, pacing, and assessment alignment.</p> <p>September 2025 – Region One ESC facilitated PLCs modeling internalization and Bluebonnet resource use. Leadership team began walkthroughs using the Bluebonnet Observation Tool.</p> <p>October 2025 – SFI Lead and Principal reviewed implementation progress and analyzed formative data to adjust instruction. Leadership team and Region One ESC conducted coaching calibration.</p> <p>November 2025 – Leadership team (Superintendent, SFI Lead, DCSI, Principal) monitored early milestones, identified teachers needing support, and increased classroom observations and feedback.</p> <p>December 2025 – Leadership team conducted mid-year data review using benchmark results to evaluate implementation, refine interventions, and adjust Algebra I supports.</p> <p>January 2026 – Principal and teachers analyzed MOY benchmark to refine PLC reteach and enrichment focus. SFI Lead and Principal updated coaching priorities using LASO Strong Foundations protocols.</p> <p>February 2026 – Leadership team conducted instructional rounds to monitor HQIM Bluebonnet Algebra I fidelity, pacing, and unit benchmark alignment.</p> <p>March 2026 – Leadership team analyzed unit assessment data to address gaps before EOC testing. Increased modeling and feedback using the Strong Foundations Observation Tool.</p> <p>April 2026 – Principal and teachers completed first-year reflection using the Strong Foundations Playbook. Reviewed PD impact and refined goals.</p> <p>May 2026 – Leadership team reviewed EOY outcomes (attendance, discipline, EOC results) to set data-informed PD and instructional goals for SY 2026–2027.</p> <p>August 2026 – Leadership team relaunched PD to deepen Bluebonnet Algebra I implementation, including lesson internalization, data-driven planning, and PLC reorientation.</p>
Progreso High School Texas Instructional Leadership	<p>August 2025 – Region One ESC delivered SWIR professional development for campus leadership, SFI Lead, DCSI, and Principal Manager (TIL), focusing on classroom routines, management, and culture. Leaders used the TIL SCR Principal Action Steps and Leading PD Feedback tools.</p> <p>September 2025 – Principal Manager (TIL), Principal, and teacher leaders engaged in one-on-one coaching to finalize routines, review FOI tools, and prepare staff rollout.</p> <p>October 2025 – Leadership team implemented routines with embedded coaching, emphasizing observations, real-time feedback, and refinement of monitoring systems.</p> <p>November 2025 – Principal Manager (TIL), Principal, and teacher leaders participated in coaching sessions to monitor fidelity, collect evidence, and complete SWIR Practice Lab #1.</p> <p>December 2025 – Principal Manager (TIL) conducted one-on-one coaching with the Principal, modeling feedback conversations and completing the midyear FOI reflection.</p> <p>January 2026 – Leadership team completed Observation & Feedback (O/F) base training with Region One ESC to strengthen coaching and identification of high-leverage actions aligned to Strong Foundations.</p> <p>February 2026 – Leadership team engaged in embedded coaching focused on weekly observation schedules, co-observations, and feedback planning using the “See It, Name It, Do It” framework.</p> <p>March 2026 – Leadership team participated in implementation support emphasizing O/F calibration and alignment to the Get Better Faster scope and sequence. Completed Practice Lab #2.</p> <p>April 2026 – Principal Manager (TIL) led reflective coaching to refine observation systems, feedback quality, and high-leverage instructional actions.</p> <p>May 2026 – Leadership team completed the TEA End-of-Year survey, reflected on progress, and developed summer PD plans to sustain O/F and SWIR systems.</p> <p>June 2026 – Leadership team attended the Region One PACT conference for continuous improvement, including DDI preparation and induction sessions.</p> <p>July 2026 – Region One ESC delivered DDI Base Training to strengthen data-driven instruction and assessment alignment.</p> <p>August 2026 – Leadership team implemented DDI Practice Lab #1, analyzing student work, facilitating SWAP meetings, and applying “See It, Name It, Do It” protocols to plan reteach strategies.</p>

C4

**TEA Low Attendance Days Waiver
for January 26, 2026**

SUBJECT: TEA Low Attendance Days Waiver for January 26, 2026

PRESENTER

Sergio Coronado, Superintendent

BACKGROUND INFORMATION

This waiver allows the district to excuse any instructional days from ADA and FSP funding calculations that have attendance at least 10 percentage points below the last school year's overall average attendance, for the district or applicable campus due to inclement weather, health, or safety-related issues.

ADMINISTRATIVE CONSIDERATIONS

Attendance on January 26, 2026 was 47.57%. Last year's average attendance was 91.97%, meeting the 10-percentage points requirement.

FUNDING SOURCE AND AMOUNT

N/A

RECOMMENDATION:

The administration requests and recommends the approval of Low Attendance Days Waiver for January 26, 2026.

CONTACT PERSON (S)

Sergio Coronado, Superintendent

A	Campuses-Tracks: 001-01 (1), 041-01 (1), 102-00 (1), 102-01 (1), 104-01 (1)								
Number of Days Taught	EE	PK	KG	1	2	3	4	5	
	-----	-----	-----	-----	-----	-----	-----	-----	-----
B Tot Days Membership - All Students	0.00	47.50	45.50	89.50	90.50	93.00	84.00	104.00	
C Tot Days Absent - All Students	0.00	17.50	22.00	32.00	42.50	42.00	35.00	49.00	
D Tot Days Present - All Students (B-C)	0.00	30.00	23.50	57.50	48.00	51.00	49.00	55.00	
E Ineligible Days Present	0.00	0.00	0.00	0.00	0.00	0.00	0.00	0.00	
F Tot Eligible Days Present (D-E)	0.00	30.00	23.50	57.50	48.00	51.00	49.00	55.00	
G Refined ADA (F/A)	0.00	30.00	23.50	57.50	48.00	51.00	49.00	55.00	
H Percent Attendance (%)	0.00	63.16	51.65	64.25	53.04	54.84	58.33	52.88	
	6	7	8	9	10	11	12	Total	
	-----	-----	-----	-----	-----	-----	-----	-----	-----
B Tot Days Membership - All Students	77.00	95.00	95.50	115.00	104.00	105.00	100.00	1245.50	
C Tot Days Absent - All Students	38.00	48.00	56.50	67.00	66.00	68.00	68.00	651.50	
D Tot Days Present - All Students (B-C)	39.00	47.00	39.00	48.00	38.00	37.00	32.00	594.00	
E Ineligible Days Present	0.00	0.00	0.00	0.00	0.00	0.00	0.00	0.00	
F Tot Eligible Days Present (D-E)	39.00	47.00	39.00	48.00	38.00	37.00	32.00	594.00	
G Refined ADA (F/A)	39.00	47.00	39.00	48.00	38.00	37.00	32.00	594.00	
H Percent Attendance (%)	50.65	49.47	40.84	41.74	36.54	35.24	32.00	47.69	

D1

Intruder Detection Audit Report

SUBJECT: Intruder Detection Audit Report

PRESENTER

Santos Alvarado

BACKGROUND INFORMATION

Presentation and discussion of the Intruder Detection Audit Report for the Disciplinary Alternative Education Program (DAEP) building. The administration will provide the Board of Trustees with an overview of the audit results, which reflected positive findings and confirmed compliance with state safety requirements. No corrective actions were required as part of the audit process. The presentation highlights the district's continued commitment to maintaining safe and secure learning environments for all students and staff.

RECOMMENDATION:

The administration requests and recommends the approval of the Intruder Detection Audit Report

CONTACT PERSON (S)

Sergio Coronado, Superintendent

IDA Final Report

DAEP (PROGRESO ISD)

Campus ID: 108910004

100 S BUS. FM RD 1015, PROGRESO, TX 78579



Inspector Name: Hector Rendon (ESC Region 1)

Audit Quick View

Phase 1: Intruder Access	Phase 2: Ext Door Audit	Door Sweeps: Door Logs	No Interior Door Policy
-------------------------------------	------------------------------------	-----------------------------------	------------------------------------

Phase 1: Intruder Detection Audit

Do you have corrective actions for Phase 1?	No
Phase 1 Summary	
Were you able to gain unsecured/unauthorized access to the building?	No

Phase 2: Exterior Door Audit

Do you have corrective actions for Phase 2?	No
---------------------------------------------	----

Weekly Exterior Door Sweeps Audit

Do you have corrective actions for Weekly Exterior Door Sweeps?	No
-----------------------------------------------------------------	----

Phase 3: Interior Door Audit

PROGRESO ISD does not have an Interior Door Policy

D2

E-rate Bids Review and Approval

SUBJECT: E-rate Bids Review and Approval

PRESENTER: Jesus Pecina, Technology Director

BACKGROUND INFORMATION

Progreso ISD went out for bids thru the E-rate program for the Following Services; Switches, wireless access points, cablings & all related components.

Attached you will find a listing of bidders and the tabulation sheets for each project.

The Members of the Evaluation committee are listed below;

Jesus Pecina, Tech Director
Claudia Coronado, Federal Programs Director.
Juan Hernandez, Finance Director.

Below are the recommended vendors for each project.

Company	Project	Price
Advanced Networks of Texas	Switches, Components	\$84,170.03
Advanced Networks of Texas	Wireless Access Point	\$17,157.60
Advanced Networks of Texas	Cabling –Drops/Patch Cables	\$ 5,506.00
Advanced Networks of Texas	Cabling – Fiber optics	\$ 9,346.00
Additional Fees		\$ 2,360.00
Total		<u>\$118,539.63</u>
District Cost		\$ 17,744.94

ADMINISTRATIVE CONSIDERATIONS

For Board Review and Consideration for Approval

FUNDING SOURCE AND AMOUNT

Fund Balance

RECOMMENDATION:

Award Advanced Networks of TEXAS the E-rate Projects

CONTACT PERSON (S)

Jesus Pecina, Tech Director.

Progreso ISD (ERATE)

ADMINISTRATION/HS AUDITORIUM

	TOTAL	ELEGIBLE	APPROXIMATE INELEGIBLE (District Cost)	TOTAL PO COST INCLUDING 15%	DESCRIPTION
ADVANCE NETWORKS OF TEXAS					
SWITCHES, COMPONENTS, SOFTWARE & LICENCES (13)	\$ 84,170.03	\$ 84,170.03	\$ -	\$ 12,625.50	This woud include the following: Cabling and related for access point conection, Switches for end point conectivity, Installation/Configuration/Setup.
WIRELESS ACCESS POINTS, COMPONENTS, SOFTWARE & LICENCES (20)	\$ 17,157.60	\$ 17,157.60	\$ -	\$ 2,537.64	
CABLING & ALL RELATED COMPONENTS (CAT6) (20 DROPS/600 PATCH CABLES)	\$ 5,506.00	\$ 5,506.00	\$ -	\$ 825.90	
CABLING & ALL RELATED COMPONENTS (FIBER OPTIC)	\$ 9,346.00	\$ 9,346.00	\$ -	\$ 1,401.90	
ADDITIONAL (CABLE TECHNICIANS, PERDIEM, FRIGHT)	\$ 2,360.00	\$ 2,360.00	\$ -	\$ 354.00	
TOTAL	\$ 118,539.63	\$ 118,539.63	\$ -	\$ 17,744.94	

	TOTAL	ELEGIBLE	APPROXIMATE INELEGIBLE (District Cost)	TOTAL PO COST INCLUDING 15%	DESCRIPTION
VEEMOST					
SWITCHES, COMPONENTS, SOFTWARE & LICENCES (13)	\$ 107,011.72	\$ 107,011.72	\$ -	\$ 16,051.75	This woud include the following: Cabling and related for access point conection, Switches for end point conectivity, Installation/Configuration/Setup.
WIRELESS ACCESS POINTS, COMPONENTS, SOFTWARE & LICENCES (20)	\$ 19,114.95	\$ 19,114.95	\$ -	\$ 2,867.24	
CABLING & ALL RELATED COMPONENTS (CAT6) (20 DROPS/600 PATCH CABLES)	NO BID	NO BID	\$ -	\$ -	
CABLING & ALL RELATED COMPONENTS (FIBER OPTIC)	NO BID	NO BID	\$ -	\$ -	
ADDITIONAL (SHIPPING)	\$ 50.00	\$ 50.00	\$ -	\$ 7.50	
INSTALLATION AND CONFIGURATION	\$ 6,711.25	\$ 6,711.25	\$ -	\$ 1,006.68	
TOTAL	\$ 132,887.92	\$ 132,887.92	\$ -	\$ 18,926.49	

Bid Evaluation Template

RFP Close Date: 1/13/2026

Service description: Switches, Components, and Software & Licenses

Funding Year: 2026-2027

School Name: Progress ISD

NOTE: When evaluating cost from Vendor proposals, be sure you are evaluating eligible amounts only. This criteria factor (eligible cost) should also be the most heavily weighted factor. If you include total cost, it should be a separate criteria factor with less point value.

Vendor	SPIN	Date Received	Price of eligible service/product	Reputation of vendor and vendor's service/product	Quality of vendor's service/product	Service/product meets school needs	Past relationship with vendor	Total Points
Verobest Technologies	148098071	1/13/2026	35	15	20	15	15	100
Advanced Networks of Texas	148098721	1/15/2026	35	15	20	15	15	100

Winning Bidder: **Advanced Networks**

Signature of person evaluating: **Claudia Coronado**

Printed Name of person evaluating: **Claudia Coronado**

Date of evaluation: **2.13.26**

Bid Evaluation Template

RFP Close Date: 1/15/2006
 Service description: Switches, Components, and Software & Licenses
 Funding Year: 2006-2027
 School Name: Progress ISD

NOTE: When evaluating cost from Vendor proposals, be sure you are evaluating eligible amounts only. This criteria factor (eligible cost) should also be the most heavily weighted factor. If you include total cost, it should be a separate criteria factor with less point value.

Vendor	SPN	Date Received	Price of eligible service/product	Reputation of vendor and vendor's service/product	Quality of vendor's service/product	Service/product meets school needs	Past relationship with vendor	Total Points
Webster Technologies Advanced Networks of Texas	148098071	3/12/2005	35	15	20	15	15	100
	148098721	1/15/2006	75	0	20	15	15	75
Adverse Notice of Texas								
U.S. 1st Person								
2/13/06								
Signature of person evaluating: _____ Printed Name of person evaluating: _____ Date of evaluation: _____								

Bid Evaluation Template

RFP Open Date: 1/15/2026
Service description: Switches, Components, and Software & Licenses
Funding Year: 2026-2027
School Name: Progress ISD

NOTE: When evaluating cost from Vendor proposals, be sure you are evaluating eligible amounts only. This criteria factor (eligible cost) should also be the most heavily weighted factor. If you include total cost, it should be a separate criteria factor with less weight value.

Vendor	SPIN	Date Received	Price of eligible service/product	Reputation of vendor and vendor's service/product	Quality of vendor's service/product	Service/product meets school needs	Past relationship with vendor	Total Points
Vendor Technologies	143036071	1/12/2026	35	15	20	15	15	100
Advanced Networks of Texas	143036711	1/15/2026	35	15	20	15	15	100

Winning Bidder: Alvario Network

Signature of person evaluating: Juan Hernandez

Printed Name of person evaluating: Juan Hernandez

Date of evaluation: 2-11-26

Bid Evaluation Template

RFP Close Date: 1/15/2026
 Service description: WAPs,
 Components, and Software &
 Licenses
 Funding Year: 2026-2027
 School Name: Progreso ISD

NOTE: When evaluating cost from Vendor proposals, be sure you are evaluating eligible amounts only. This criteria factor (eligible cost) should also be the most heavily weighted factor. If you include total cost, it should be a separate criteria factor with less point value.

Vendor	SPIN	Date Received	Price of eligible service/product	Reputation of vendor and vendor's service/product	Quality of vendor's service/product	Service/product meets school needs	Past relationship with vendor	Total Points
			35	15	20	15	15	100
Veeva Technologies	143036071	1/12/2026	31	0	20	15	15	81
Advanced Networks of Texas	143036711	1/15/2026	35	15	20	15	15	100

Winning Bidder:	Advanced Network
Signature of person evaluating:	
Printed Name of person evaluating:	Juan Hernandez
Date of evaluation:	2-13-26

Bid Evaluation Template

RFP Close Date: 1/15/2025
Service description: WAPs, Components, and Software & Licenses
Funding Year: 2026-2027
School Name: Progress ISD

NOTE: When evaluating cost from Vendor proposal, be sure you are evaluating eligible amounts only. This criteria factor (eligible cost) should also be the most heavily weighted factor. If you include total cost, it should be a separate criteria factor with less point value.

Vendor	SPN	Date Received	Price of eligible service/product	Reputation of vendor and vendor's service/product	Quality of vendor's service/product	Service/product meets school needs	Past relationship with vendor	Total Points
Vendor Technologies	149096071	1/12/2025	35	15	20	15	15	100
Advanced Networks of Texas	149096711	1/15/2025	35	15	20	15	15	100

Winning Bidder: Advanced Networks of Texas

Signature of person evaluating: Claudia Coronado

Printed Name of person evaluating: Claudia Coronado

Date of evaluation: 2.13.26

Bid Evaluation Template

RFP Close Date: 1/15/2026
 Service description: WAPs, Components, and Software & Licenses
 Funding Year: 2025-2027
 School Name: Progreso ISD

		NOTE: When evaluating cost from Vendor proposals, be sure you are evaluating eligible amounts only. This criteria factor (eligible cost) should also be the most heavily weighted factor. If you include total cost, it should be a separate criteria factor with less point value.						
Vendor	SPN	Date Received	Price of eligible service/product	Reputation of vendor and vendor's service/product	Quality of vendor's service/product	Service/product meets school needs	Past relationship with vendor	Total Points
Vendor: Technologies	143036071	1/12/2026	35	15	20	15	15	100
Advanced Networks of Texas	243036711	1/13/2026	35	0	20	15	15	85
<p>Writing Bidder: Alpine Network of Texas</p> <p>Signature of person evaluating: Susan Pevine</p> <p>Printed Name of person evaluating: Susan Pevine</p> <p>Date of evaluation: 2/19/26</p>								

Bid Evaluation Template

RFP Close Date: 1/15/2026
Service description: Cabling & All Related Components (Cats_SMF)
Funding Year: 2025-2027
School Name: Program ISD

		NOTE: When evaluating cost from Vendor proposals, be sure you are evaluating eligible amounts only. The criteria factor (eligible cost) should also be the most heavily weighted factor. If you include total cost, it should be a separate criteria factor with less point value.													
Vendor	JRM	Date Received	1/15/2026	Price of eligible service/product	35	Reputation of vendor and vendor's service/product	15	Quality of vendor's service/product	20	Service/product meets school needs	15	Past relationship with vendor	15	Total Points	100
Advanced Networks of Texas		14393771	1/15/2026												

Wasting Bidder: *Advance Net work of Texas*
 Signature of person evaluating: *[Signature]*
 Printed Name of person evaluating: *Steve Paine*
 Date of evaluation: *2/19/26*

Bid Evaluation Template

RFP Close Date: 1/15/2026
Service description: Calling & All Related Components (Cris_Saef)
Funding Year: 2025-2027
School Name: Progress ISD

NOTE: When evaluating cost from Vendor proposal, be sure you are evaluating eligible amounts only. This criteria factor (eligible cost) should also be the most heavily weighted factor. If you include cost, it should be a separate criteria factor with less point value.

	SPM	Date Received	Price of eligible service/product	Reputation of vendor and vendor's service/product	Quality of vendor's service/product	Service/product meets school needs	Past relationship with vendor	Total Points
Advanced Networks of Texas	24099071	1/15/2026	35	15	20	15	15	100

Winning Bidder: Advanced Networks of Texas

Signature of person evaluating: Claudia Coronado

Printed Name of person evaluating: Claudia Coronado


Date of evaluation: 2/3/26

Bid Evaluation Template

RFP Close Date: 1/15/2026
Service description: Cabling & All Related Components (Cat6_SMF)
Funding Year: 2026-2027
School Name: Progreso ISD

NOTE: When evaluating cost from Vendor proposals, be sure you are evaluating eligible amounts only. This criteria factor (eligible cost) should also be the most heavily weighted factor. If you include total cost, it should be a separate criteria factor with less point value.

Vendor	SPIN	Date Received	Price of eligible service/product	Reputation of vendor and vendor's service/product	Quality of vendor's service/product	Service/product meets school needs	Past relationship with vendor	Total Points
			35	15	20	15	15	100
Advanced Networks of Texas	143036711	1/15/2026						

Winning Bidder:	Advanced Networks
Signature of person evaluating:	
Printed Name of person evaluating:	Jan Harde
Date of evaluation:	2-13-24

Bid Evaluation Template

RFP Close Date: 1/15/2026
Service description: CABLING & All Related Components (UDS/MASE
Active Optical SFPs- Cable)
Funding Year: 2026-2027
School Name: Progress ISD

		NOTE: When evaluating cost from Vendor proposals, be sure you are evaluating eligible amounts only. This criteria factor (eligible cost) should also be the most heavily weighted factor. If you include total cost, it should be a separate criteria factor with less point value.						
Vendor	SPIN	Date Received	Price of eligible service/product	Reputation of vendor and vendor's service/product	Quality of vendor's service/product	Service/product meets school needs	Past relationship with vendor	Total Points
Advanced Networks of Texas	143036711	1/15/2026	35	15	20	15	15	100
Working Bidder:		Amanda Wilk						
Signature of person evaluating:		[Signature]						
Printed Name of person evaluating:		Jean Honder						
Date of evaluation:		Jan 15 2026						

Bid Evaluation Template

RFP Close Date: 1/15/2025
Service Description: Cabling & AV Related Components (JUGS&SE Active Optical SFP+ Cable)
Funding Year: 2025-2027
School Name: Progress ISD

		NOTE: When evaluating cost from Vendor proposals, be sure you are evaluating eligible amounts only. The criteria factor (eligible cost) should also be the most heavily weighted factor. If you include total cost, it should be a separate criteria factor with less points value.						
Vendor	SPN	Date Received	Price of eligible service/product	Reputation of vendor and vendor's service/product	Quality of vendor's service/product	Service/product meets school needs	Past relationship with vendor	Total Points
Advanced Networks of Texas	148998711	1/15/2025	35	15	20	15	15	100

Winning Bidder: **Advanced Networks of Texas**
 Signature of person evaluating: **Claudia Coronado**
 Printed Name of person evaluating: **Claudia Coronado**
 Date of evaluation: **2.13.25**

Bid Evaluation Template

RFQ Close Date: 1/15/2025
Service description: Cabling & All Related Components (100BASE Active Optical SFP- Cable)
Funding Year: 2026-2027
School Name: Program ISD

NOTE: When evaluating cost from Vendor proposals, be sure you are evaluating eligible amounts only. This criteria factor (eligible cost) should also be the most heavily weighted factor. If you include total cost, it should be a separate criteria factor with less weight.


Vendor	SPM	Date Received	Price of eligible service/product	Reputation of vendor and vendor's service/product	Quality of vendor's service/product	Service/product meets school needs	Past relationship with vendor	Total Points
Advanced Networks of Texas	148938721	1/15/2025	\$5	15	20	15	15	100

Winning Bidder: *Advanced Networks of Texas*

Signature of person evaluating: *[Signature]*

Printed Name of person evaluating: *Diss Ran*

Date of evaluation: *2/19/24*



October 01, 2025

Re: E-rate CAT2 Year 29 (2025-2026) Response Cover Letter

Dear School,

Advanced Networks of Texas Spin # 143036711 is pleased to enclose a bid response to your C2 Internal Connections and or basic maintenance requirements as noted on your 2026 YR 29 E-Rate 470 application and or RFP filed on the USAC / SLD web site.

Advanced Networks of Texas, Inc. SPIN # 143036711 is aware that this proposal is contingent upon E-Rate funding. If the applicant does not receive the total anticipated funding from the E-Rate program for this proposal, the school may choose to void all or part of this proposal. Advanced Networks of Texas will also certify our **SPAC is current** and that no federal or state suspension or debarment is in place and we offer both **SPI and BEAR invoicing methods**.

Advanced Networks of Texas has been specializing in E-rate solutions for over 15 years in the state of Texas and surrounding states including Oklahoma. We look forward to the opportunity in establishing a working relationship with you on this E-rate project.

Please review the attached proposal and let us know if you have any questions or if any changes are needed.

Yours sincerely,

Mark Morrone

Mark Morrone

[Advanced Networks of Texas](#)

markm@anettexas.com

Phone 972-850-8414

Fax 281-676-3631


FCC Registration # 002219679

SPIN # 143036711

ESTIMATE

ANET PARTNERS - ADVANCED NETWORKS - SPIN # 143036711
 23144 Cinco Ranch Blvd Ste B
 Katy, TX 77494

erate@anetexas.com
 +1 (281) 800-2638
 www.anetexas.com



PROGRESO ISD

Bill to
 Paula Blackwood
 Progreso ISD
 PO BOX 610
 PROGRESO, TX 78579

Ship to
 Paula Blackwood
 Progreso ISD
 PO BOX 610
 PROGRESO, TX 78579

Estimate details

Estimate no.: 260003050Y29
 Estimate date: 01/14/2026

470 or FRN#: 260003050
 SCHOOL ENTITY #: 141673
 Prepared By: Daniel Manibog

#	Product or service	Description	Qty	Rate	Amount
1.		Switches, Components, and Software & Licenses Cisco or equivalent			
2.	C9500-48Y4C-EDU	C9500-48Y4C-EDU <ul style="list-style-type: none"> •Port Configuration: 48x 1/10/25G SFP28 ports, 4x 40/100G QSFP28 ports. •High Performance: Up to 2.56 Tbps switching capacity. •Redundancy: Dual hot-swappable power supplies and fans. •Security: MACsec encryption, TrustSec access control. •Traffic Visibility: Flexible NetFlow for detailed flow analysis. •QoS: Advanced traffic prioritization features. •Stacking: StackWise Virtual for simplified management. •Automation: Supports APIs like NETCONF and RESTCONF. •Monitoring: Integrates with Cisco Meraki for cloud-based insights. •Energy Efficiency: Platinum-rated power supplies, optimized cooling 	2	\$8,703.75	\$17,407.50
3.	C9K-PWR-650WAC-R/2	650W AC Config 4 Power Supply front to back cooling	2	\$779.05	\$1,558.10

4.	C9500-DNA-A-3Y	CISCO CATALYST 9500 DNA ADVANTAGE 3 YEAR	2	\$3,456.57	\$6,913.14
5.	Core Switch Installation	Installation of Core or Aggregation switch. Includes Layer 3 Configuration, routing and VLANs.	2	\$575.00	\$1,150.00
6.		Optics We have included both Cisco and Cisco Compatible SFPs. We recommend you have at least one pair of Genuine Cisco for support calls.			
7.	SFP-10GLR-31	Cisco SFP-10G-LR Compatible 10GBASE- LR SFP+ 1310nm 10km DOM Duplex LC SMF Optical Transceiver Module	2	\$51.00	\$102.00
8.	SFP-10G-LR-S=	Cisco 10GBASE-LR SFP Module, Enterprise-Class	0	\$701.69	\$0.00
9.	SFP-10GSR-85	Cisco SFP-10G-SR Compatible 10GBASE- SR SFP+ 850nm 300m DOM Duplex LC MMF Optical Transceiver Module	13	\$37.50	\$487.50
10.	SFP-10G-SR-S=	Cisco 10GBASE-SR SFP Module, Enterprise-Class	0	\$255.95	\$0.00
11.	C9200L-48P-4X-EDU	Cisco Systems : Catalyst 9200L 48-port PoE+ only, 4x10G uplinks, K12	11	\$2,508.02	\$27,588.22
12.	PWR-C5-1KWAC/2	1KW AC CONFIG 5 POWER SUPPLY	11	\$1,238.29	\$13,621.19
13.	c9200L-STACK-KIT	Stacking kit for 9200L Series switches	11	\$477.02	\$5,247.22
14.	C9200L-DNA-E-48-3Y	C9200L DNA Essentials, 48-port, 3 Year Term license	11	\$319.89	\$3,518.79
15.	Misc Materials	SFP-10G-AOC1M= 10GBASE Active Optical SFP+ Cable	43	\$82.59	\$3,551.37
16.	Switch Installation	Installation and Configuration of Network Switches	11	\$275.00	\$3,025.00
	Subtotal	Switching Subtotal			\$84,170.03
17.		WAPs, Components, and Software & Licenses AIR-AP2802I-B-K9			
18.	C9120AXI-B-EDU	Cisco Catalyst 9120AXI - Wireless access point - Bluetooth 5.0 - 802.15.4, Bluetooth, Wi-Fi 6 - 2.4 GHz, 5 GHz - Academic	20	\$668.60	\$13,372.00

19.	EDU-DNA-E-3Y	Cisco DNA Essential Term License for EDU SKU's - 3 Years	20	\$64.28	\$1,285.60
20.	AP Installation	Installation and Configuration of Wireless Access Point	20	\$125.00	\$2,500.00
	Subtotal	Wireless Subtotal			\$17,157.60
21.		Cabling & All Related Components Cat6 No Preferences Approximately 20 more or less Cat 6 Cable drops or equivalent for Progreso High School to total approximately 2500 feet.			
22.	CAT6 CMR	Installation of one Cat6 CMR UTP Cable Drop Turn Key installation includes : - Cat 6 CMR UTP Cable - High Density Cat 6 keystone jacks - Unloaded Patch Panels with support bar - Toned, Tested, and Labeled	20	\$198.60	\$3,972.00
23.	STRUCT-CAB	Construction support for unknown construction deficit, structured cabling support.	1	\$400.00	\$400.00
24.	MCTP6BL-6-1' SLIMLINE	MODCORD CAT6 BLUE 1' Patch Cables	600	\$1.89	\$1,134.00
	Subtotal	Cabling Subtotal			\$5,508.00
25.		Single-Mode Fiber Approximately 600 feet more or less of 12 strand single-mode fiber optic cable or equivalent for the following locations: from Progreso High School Library(ANNEX) to Progreso ISD Fine Arts Auditorium(ANNEX).			
26.	12S SM I/O FIBER CORNING GLASS	350' Turn Key Installation of 12 Strand Single Mode fiber along established pathways. Installation includes: Fusion Splice Termination Rack Mount or Wall Mount enclosures LC Panels LC Patch Cables Boring, Trenching, or Conduit will be quoted on another line if needed.	1	\$2,472.00	\$2,472.00
27.	STRUCT-CAB	Construction support for unknown construction deficit, structured cabling support, building penetration, fire stop, etc.	1	\$250.00	\$250.00
28.					

Trenching Boring	Trenching and Boring 300' Trench and Install 1.5" EMT conduit and stub up into buildings.	1	\$6,624.00	\$6,624.00
Subtotal	Fiber subtotal			\$9,346.00
29. Travel - Cable Technicians	Travel and Per Diem for Cable Technicians - Per Day	2	\$275.00	\$550.00
30. TRAVEL & PER DIEM NETWORK TECH	Travel & Per Diem for Cisco Technician	5	\$275.00	\$1,375.00
31. Freight	Shipping charges	1	\$435.00	\$435.00
Total				\$118,539.63

Note to customer

This signed quote constitutes a contract for delivery and installation of the listed products and services for the period April 01, 2026 to September 30, 2027. An extension of this contract may be provided upon written notice for both parties. This proposal is contingent upon E-rate anticipated funding. If the customer does not receive the total anticipated funding for this proposal, the school may choose to void all or part of this contract. However, if the customer does not receive the total anticipated funding from the E-rate program for this proposal, the school will be liable for any products ordered and delivered complete with any with any work performed to date. The parties agree that the terms of this paragraph may be enforced by injunction. All risk or loss or damage in respect of the hardware shall be the customers from the time that Advanced Networks of Texas (ANET) delivers the hardware to a carrier for transportation to the customer (F.O.B. point of shipment).

Accepted date

Accepted by



SPIN # 14306711 E-rate References

**BUFFALO ISD
708 CEDAR CREEK ROAD
BUFFALO, TEXAS 75831**

**Contact: Paul Daniel – Technical Contact
(903) 388-1583 – danielpd@buffaloisd.net**

Project Details: Network refresh including installation of UPS, firewall, switches, and WAPs, and cabling CAT6 Drops and Fiber work.

**ARISTOI CLASSICAL ACADEMY
5618 11TH ST
KATY, TX 77493**

**Contact: Jim Jones – Technology Director
(281) 391-5003 - technology@aristoiclassical.org**

Project Details: Successful replacement of Switches and WAPs, License renewals cabling and Fiber work over the last 7 years for several E-rate projects.

**THE RHODES SCHOOL DISTRICT
11821 EAST FREEWAY SUITE 400
HOUSTON, TX 77029**

**Contact: Jamaal Lockett - Technology Director
(281) 459-9797 - jlockett@rhodesschool.org**

Project Details: New Construction/Renovation, Cat 6 Cabling, Fiber to interconnect new buildings, all network electronics, switching and wireless at both Wallisville campus and Humble Campus. Cat 6 Cabling, Fiber to interconnect new buildings, all network electronics, switching, wireless. Full campus network replacement including Meraki switching and wireless, Cat 6 Cabling and Fiber at Northshore, Channelview and Tidwell Campuses.

AUSTIN ACHIEVE PUBLIC SCHOOLS

7424 E. HWY 290
AUSTIN, TX 78723

Contact: Fred Levily - Director of IT
(512) 522-4190 - flevilly@austinachieve.org

Project Details: Complete school networking refresh. Provided whole campus with switches, WAPs, routers, cabling and Fiber.

LORENA ISD

308 N. FRONTAGE RD.
LORENA, TEXAS 76655

Contact: Jennifer Grimm – Technology Director
(254) 857-3616 - jennifergrimm@lorenaisd.net

Project details: Lorena High school, Middle school, Lorena intermediate and Lorena elementary school- successful replacement of 28 switches and 198 WAPs, Lic. Renewals, CAT 6 cabling and Fiber.

AXTELL ISD

308 OTTAWA
AXTELL, TEXAS 76624

Contact: Janice Hornsby – Technology Director
(254) 863-5301 – jhornsby@axtellisd.net

Project Details: Successful replacement of switches, firewall and some Fiber work.

BROWNFIELD ISD

601 TAHOKA ROAD
BROWNFIELD, TEXAS 79316

Contact: Chris Martinez – Director of Technology
(806) 637-5743 - chris.martinez@brownfieldisd.net

Project Details: Successful replacement of Meraki switches, WAPS and cabling drops with full installation and configuration.

MULESHOE ISD
514 W. AVENUE G
MULESHOE, TEXAS 79347

Contact: Susan Hinojosa - Director of Technology
(806) 272-7319 - shinojosa@muleshoeisd.net

Project Details: Successful replacement of Meraki CORE switches for new construction site. Fiber and cable drops with full installation and configuration.

NEDERLAND ISD
220 N. 17TH STREET
NEDERLAND, TEXAS 77627

Contact: Carol Evans – Director of Technology
(409) 726-2242 - cevens@nederland.k12.tx.us

Project Details: Currently installing Dell switches, Fiber and cabling drops throughout the school district.

MARION ISD
214 WEST HUEBINGER
MARION, TEXAS 78124

Contact: Jason Causey – Director of Technology
(830) 914-2803 – jcausey@marionisd.net

Project Details: Complete school networking refresh. Provided whole campus with switches, WAPs, routers, cabling and Fiber.

HEREFORD ISD
601 N 25 MILE AVE
HEREFORD, TX 79045-3024

Contact: Dana Friel – Director of Technology
(806) 363-7600 - danafriel@herefordisd.net

Project Details: Cabling for the District




YOUR TRUSTED PARTNERS IN DIVISION 27 SOLUTIONS




Advanced Networks of Texas is a trusted Tier 1 Certified structured cabling contractor serving schools, hospitals, government facilities, and commercial campuses.

WHAT WE OFFER:

- RCDD and estimators on staff for quick turn around.
- Complete low voltage and fiber optic design services, installation, and closet build outs.
- Warrantied solutions for Panduit, General Cable, BerkTek Leviton, Beldon, and more.
- Complete Network Design (Cisco, Aruba, Juniper, Ruckus, Extreme Networks).
- Turn Key Network Equipment installation with Certified Engineers and Technicians on staff.
- E-Rate SPIN # and 15+ years of project experience in the program.



**YOUR DIVISION 27 PARTNER. GET IN TOUCH WITH AN RCDD TODAY!
BID@ANETTEXAS.COM 281-800-ANET (2638)**



VeeMost Technologies Proposal for:

Progreso Indep School District

Form 470 Application Number: 260003050

Quote: #26146

E-Rate 2026 – 7/1/2026 to 6/30/2027



Name: VeeMost Technologies Inc

Address: 4925 Greenville Ave. Suite 200

Dallas, TX 75206 United States (US)

SPIN: 143036071

FRN: 0025937350

Point of Contact: Milos Cucukovic / Email milosc@veemost.com

Website: <https://veemost.com>

Introduction

VeeMost Technologies thanks you for the opportunity to present our Category 2 E-rate proposal for Form 470 Application Number: 260003050. If the contract and scope of work is on target, we look forward to your approval. However, if there are any areas of the proposal that do not fully meet your needs, we are open to negotiating terms to better reflect your requirements. Our top priority is ensuring that you have the solutions and support you need to succeed.

E-Rate SPIN Number: **143036071**

SPAC:

The screenshot shows a web interface for an E-Rate Service Provider Report. At the top, there are filter menus for SPIN, Service Provider Name, Status, Physical City, and Physical State. Below the filters is a table with the following data:

SPIN	Service Provider Name	Status	FCC Registratio...	FCC For...	FCC Form 472 SPAC Filed	FCC Form 498 Last Approv...
143036071	VeeMost Technologies Ltd	Active	0025937350	No	2018,2019,2022,2023,2024	2021 Mar 19 11:21:00 AM

Green Light status with the FCC:

The screenshot shows a table with the following data:

FRM	FRM Name	Red Light Status	Action
0025937350	VeeMost Technologies Ltd	Green Light	View/Make Payments

Showing 1 to 1 of 1 entries

[Go Back](#)

About us

At VeeMost Technologies, we are dedicated to providing top-quality educational and library technology solutions to schools, school districts, and libraries. We understand the unique needs and challenges facing these types of institutions, and we are committed to find the best solutions for our customers.

We are a leading Digital Transformation Services Provider, with the capacity, the experience, and the expertise to accomplish all your objectives.

We have been in business since 2002. We designed network infrastructures for the enterprise organizations such as AT&T Labs, United States Air Force, Internal Revenue (I.R.S), Cleveland Public Power, Cleveland Municipal School District and much more.

VeeMost is a Cisco Meraki Partner and a Cisco Premier Partner with following specializations:

- Cisco Advanced Security
- Cisco Enterprise Network
- Cisco Advanced Collaboration
- Cisco Service Provider specializations.

These experiences, qualifications and certifications will guarantee the success of your projects.



Advanced Collaboration Architecture
Specialized
Advanced Enterprise Networks
Architecture Specialized
Advanced SP Architecture
Specialized
Advanced Security Architecture
Specialized

We also differentiate ourselves with our customer experience and our Customer Success business model which focuses on understanding our customers' goals and helping them achieve their desired business outcomes through our services.

Meraki Team

VeeMost Technologies is proud to have been a partner of Meraki for over 5 years. We have extensive experience managing Meraki devices, with a team of experts who are responsible for more than 1,000 Meraki devices across multiple organizations.

Our team has built its expertise around Meraki products and is dedicated to providing top-quality support and service to our clients. Our close partnership with Cisco, allows us to stay up-to-date on the latest products and technologies and to provide the best possible solutions to our clients.



References

Client	Project	Users	Contact
Crum & Forster (A Fairfax company)	Multiple Meraki Projects & Managed Services	5000+	Name: Jody Thadathil Title: Vice President, IT Infrastructure Email: Jogy.Thadathil@cfins.com Phone: 1.973.490.6543
AT&T Labs	Multiple Projects	60000	Name: Phil Domino Title: Senior Engineer Email: pd1962@att.com
Trinity High School	Hardware Procurement, Network Design & Implementation and Managed Services	350+	Name: Michael Irvine Title: IT Director Email: irvinem@thsnet.net
Seneca Insurance	Enterprise Network Design & Implementation & Managed Services	1200	Name: Robert Soto Title: Asst Vice President, IT Email: Robert.Soto@senecainsurance.com
Ringwood School District	Migration Complete district from Extreme/HP to Meraki	1096	Name: Christian Acosta Title: Technology Coordinator Email: acostac@njrps.org

E-Rate Process

This page was developed by VeeMost Technologies to provide an overview of the E-Rate application process. You can find full details on the official USAC website at <https://www.usac.org/e-rate>.

Step 1: Competitive Bidding

- o USAC makes FCC Form 470 available around January of the year prior to the funding year.
- o Submit online **FCC Form 470**, and RFP if you have one or are applying for certain services, ideally between August and January. You want plenty of time for the bidding period, to select a service provider, and to submit FCC Form 471.
- o Bidding must remain open at least 28 days after the last material change to your submission.

Step 2: Selecting Service Providers

- o Review bids from September to February, depending on when you close the bidding period.
- o Create an evaluation matrix with cost-effectiveness as the most heavily weighted factor. Use it to evaluate bids.

- If you receive only one bid, it must still be cost-effective. If you receive no bids, you may solicit bids. If you have a service provider, you can ask them to submit a bid.

Step 3: Applying for Discounts

- Filing window is mid-January to mid-March of funding year, with exact dates announced the December prior
- Submit **FCC Form 471**. Your selected service provider can assist you with the bill of materials.
- If you miss the deadline, you are unlikely to receive funding. You can request an FCC waiver, but it may not be granted.

Step 4: Application Review

- When the Form 471 deadline passes, USAC begins reviewing applications and requesting additional information as needed. You have 15 days to respond to these requests.
- USAC issues Funding Commitment Decision Letters in weekly batches April through August.

Step 5: Starting Services

- If your application is approved, discuss with your service provider(s) the details of the services and products you will be receiving, and decide who will invoice USAC for reimbursement.
- To “turn on” funding, submit **FCC Form 486** within 120 days of your FCDL or service start date, whichever is later. Funding is reduced if the deadline is missed.

Step 6: Invoicing

- If you are invoicing USAC, pay the service provider in full, then submit **FCC Form 472** (Billed Entity Applicant Reimbursement aka BEAR) and **FCC Form 498** (contact, billing, remittance information).
- If the service provider will invoice USAC, pay the service provider the portion you are responsible for, after which the service provider will submit FCC Form 474 (Service Provider Invoice - SPI)

***** VeeMost Technologies accepts both BEAR and SPI invoicing methods *****

Installation and Configuration

VeeMost Technologies proposes the following phased approach for new component integration into your network. With this approach The VeeMost Technologies will define activities needed to successfully deploy and operate new system(s) and optimize performance during the lifecycle of the solution.

Phase approach includes:

1. Preparation and Response Phase
2. Assessment Phase
3. Implementation Phase
4. Operation and Optimization Phase

Delivery Installation is based on Client schedule

Preparation and Response Phase

In this phase VeeMost Technologies will analyze client needs and identify and confirm the product in High Level Design Development. We will list all necessary parts numbers and any additional hardware that will be needed to deliver the solution. We will allocate key members of the team trained and certified in the technology (per client requirements).

Assessment Phase

VeeMost Technologies will prepare for your deployment with a comprehensive site assessment that evaluates the readiness of your current facilities infrastructure to support the new technology. There are three activities in this phase:

1. Site Readiness Assessment (the readiness of your current facilities infrastructure to support the new technology - physical, environmental, and electrical.
2. Network Readiness Assessment (the readiness of your existing network infrastructure and determining any modifications that should be made prior to implementation – physical/logical configurations, solution capacity, quality of service (QoS), solution resiliency, security, and integration with existing legacy platforms)
3. Operations Readiness Assessment (readiness of the people, processes, and tools in your current operations and network management infrastructure – people, processes, tools)

Implementation Phase

VeeMost Technologies will install the new technology into the client's network, ensuring it is integrated without disrupting the network or creating points of vulnerability.

Steps for Implementation Phase:

- Project Planning
- Kickoff
- Staging
- Deployment
 - Core Components Rollout
 - System Integration
 - System Migration (as requested per client)
- Training
- Closeout Documentation

Operation and Optimization Phase

During this phase VeeMost Technologies will ensure that the newly implemented solution is operating efficiently and is highly available. VeeMost Technologies, at client request, will propose a Maintenance support structure to help ensure that the client's networks are operating at peak performance, resolve problems quickly as they arise, and adapt the architecture, operation, and performance of the network to change.

Service Support

VeeMost Technologies 's delivery of Support Services is dependent on the services required and specified by the client. Based on the services requested, The VeeMost Technologies follows the standard Methodologies for delivering the types of services

Labor Based Technical Support

Labor based technical support solutions are available to provide On-site technical support, remote technical support, remediation of technical issues designed to maintain eligible network components to ensure equipment operates at manufacture and industry specified performance levels.

Our Solutions provide:

- Access to qualified technical assistance
- Ongoing operating system software updates and upgrades
- Systems diagnostics and remediation on select devices
- On demand and scheduled on site technical support

To be scheduled with VeeMost Technologies and the client, based on recommendations from VeeMost Technologies, we provide solutions that include:

- Network Device Configuration Backup
- Scheduled Network Software Upgrades
- Network Device IOS and Enhancement Review
- Server Operating System and Security Patching

Incident Management

During incident management, we will classify, prioritize, isolate, and resolve incidents and track and monitor incidents. Any required changes to the system are submitted to the formal change management process, and incidents are tracked and managed in a case management system. It is also important to manage real-time incidents with the system components via the incident-management process, which includes multiple levels of support that create and maintain the status of an incident through resolution and closure.

- Classify, prioritize, isolate, and resolve incidents
- Incidents are tracked and managed in case management system
- Incident Management Steps:
 - Identify Incident
 - Classify and prioritize the incident
 - Isolate the incident
 - Recover from incident outage

General Terms and Conditions

NOTICE: Sale of any Products or Services is expressly conditioned on Buyer's assent to these Terms and Conditions. Any acceptance of Seller's offer is expressly limited to acceptance of these Terms and Conditions and Seller expressly objects to any additional or different terms proposed by Buyer. No Buyer form shall modify these Terms and Conditions, nor shall any course of performance, course of dealing, or usage of trade operate as a modification or waiver of these Terms and Conditions. Any order to purchase products or receive services shall constitute Buyer's assent to these Terms and Conditions. Unless otherwise specified in the quotation, Seller's quotation shall expire thirty (30) days from its date. Seller reserves the right to withdraw quotation before receipt of Buyer's conforming acceptance.

1. Definitions.

"Buyer" means the entity to which Seller is providing Products or Services under the Contract.

"Contract" means either the contract agreement signed by both parties, or the purchase order signed by Buyer and accepted by Seller in writing, for the sale of Products or Services, together with these Terms and Conditions, Seller's final quotation, the agreed scope(s) of work, and Seller's order acknowledgement. In the event of any conflict, the Terms and Conditions shall take precedence over other documents included in the Contract.

"Contract Price" means the agreed price stated in the Contract for the sale of Products and Services, including adjustments (if any) in accordance with the Contract.

"Products" means the equipment, parts, materials, supplies, and other goods Seller has agreed to supply to Buyer under the Contract.

"Seller" means the entity providing Products or performing Services under the Contract.

"Services" means the services Seller has agreed to perform for Buyer under the Contract.

"Terms and Conditions" means these "General Terms and Conditions for the Sale of Products or Services", together with any modifications or additional provisions specifically stated in Seller's final quotation or specifically agreed upon by Seller in writing.

2. Delivery and Shipping Terms.

(a) For shipments that do not involve export Seller shall deliver Products to Buyer F.O.B. shipping point. Buyer shall pay all delivery costs and charges or pay Seller's standard shipping charges plus handling. These costs shall be made available during quotation by Seller. Partial deliveries are permitted. Seller may deliver Products in advance of the delivery schedule. Delivery times are approximate and are dependent upon prompt receipt by Seller of all information necessary to proceed with the work without interruption. If Products delivered do not correspond in quantity, type or price to those itemized in the shipping invoice or documentation, Buyer shall so notify Seller within ten (10) days after receipt.

(b) Title to Products shall pass to Buyer upon delivery in accordance with Section 2(a).

(c) Risk of loss shall pass to Buyer upon delivery pursuant to Section 2(a).

(d) If any Products to be delivered under this Contract cannot be shipped to or received by Buyer when ready due to any cause attributable to Buyer, Seller may ship the Products to a storage facility, including storage at the place of manufacture or repair, or to an agreed freight forwarder. If Seller places Products into storage, the following apply: (i) title and risk of loss immediately pass to Buyer, if they have not already passed, and delivery shall be deemed to have occurred; (ii) any amounts otherwise payable to Seller upon delivery or shipment shall be due; and (iii) when conditions permit and upon payment of all amounts due, Seller shall make Products and repaired equipment available to Buyer for delivery.

(e) Any liability of Seller for non-delivery of the Products shall be limited to replacing the Products within a reasonable time or adjusting the invoice respecting such Products to reflect the actual quantity delivered.

3. Cancellation of Purchase Order.

Buyer may cancel its order only with the prior written consent of Seller. All cancellations will be subject to payment to Seller of reasonable and proper cancellation charges. Buyer may return Products only at its sole cost and only with the prior written authorization of Seller, subject to a restocking fee as agreed by the parties. No returns will be permitted more than sixty (60) days after delivery.

4. Title and Risk of Loss.

Title and risk of loss passes to Buyer pursuant to the terms of Article 2. As collateral security for the full payment of the purchase price of the Products, Buyer hereby grants to Seller a lien on and security interest in and to all of the right, title and interest of Buyer in, to and under the Products, wherever located, and whether now existing or hereafter arising or acquired from time to time, and in all accessions thereto and replacements or modifications thereof, as well as all proceeds (including insurance proceeds) of the foregoing. Seller shall have the right to file any and all documents and take any action it deems necessary to fully establish protection of its security interest in the Products; however, the failure of Seller to file any such document shall not in any way act as a waiver of Seller's right to such security interest.

5. Assembly/Installation Work.

In the event Buyer desires for Seller to perform any assembly/installation work, said work will be performed pursuant to a separate agreement to be entered into in writing by both Buyer and Seller detailing the terms of said work.

6. Contract Price.

(a) Buyer shall purchase the Products and, if applicable, shall pay for the services provided, from Seller at the Contract Price. Prices will not be subject to change without prior notice, and Seller shall thereafter notify Buyer of any price increases. In the event of a price increase, Buyer may cancel any undelivered portion of any order by written notice to Seller, provided such notice is received by Seller not more than ten (10) days after Buyer's receipt of Seller's notice of price increase. Upon cancellation, Buyer shall pay Seller: (1) the Contract Price for all Products which have been completed or are in the process of completion, (2) components or goods secured by Seller from outside sources for the performance of the Contract. All prices shall be confidential, and Buyer shall not disclose such prices to any unrelated party.

(b) All Contract Prices are exclusive of all sales, use and excise taxes, and any other similar taxes, duties and charges of any kind imposed by any governmental authority on any amounts payable by Buyer. Buyer shall be responsible for all such charges, costs and taxes; provided, that, Buyer shall not be responsible for any taxes imposed on, or with respect to, Seller's income, revenues, gross receipts, personnel or real or personal property or other assets.

(c) The Contract Price may or may not be inclusive of shipping and handling charges. Such charges are the obligation of Buyer and will be disclosed to the Buyer in the estimate quotation. For government accounts, failure of Seller to disclose shipping and handling charges may result in Seller forfeiting those charges.

7. Payment Terms.

(a) Terms of payment are net cash thirty (30) days following the date of invoice.

(b) Buyer shall pay interest on all late payments at the lesser of the rate of 1.5% per month or the highest rate permissible under applicable law, calculated daily and compounded monthly. Buyer shall reimburse

Seller for all costs incurred in collecting any late payments, including, without limitation, attorneys' fees and court costs. In addition to all other remedies available under these Terms and Conditions or at law (which Seller does not waive by the exercise of any rights hereunder), Seller shall be entitled to suspend the delivery of any Products if Buyer fails to pay any amounts when due hereunder and such failure continues for thirty (30) days following written notice thereof.

(c) Buyer shall not withhold payment of any amounts due and payable by reason of any set-off of any claim or dispute with Seller, whether relating to Seller's breach, bankruptcy or otherwise.

(d) If Buyer disputes any invoice or portion thereof, it shall notify Seller in writing within thirty (30) days of receipt of said invoice, detail the reason for the dispute, and pay all undisputed amounts. All charges not timely disputed in writing shall be deemed to be undisputed and shall be due and payable as set forth above.

8. Disclaimer of Warranty.

(a) All products not manufactured by Seller are sold only with the warranties provided by the manufacturer of products, if any. SELLER MAKES NO OTHER WARRANTY WITH RESPECT TO THE PRODUCTS, AND DISCLAIMS ANY AND ALL WARRANTIES, EXPRESS OR IMPLIED, INCLUDING THE IMPLIED WARRANTIES OF MERCHANTABILITY AND FITNESS FOR A PARTICULAR PURPOSE. Seller personnel are not authorized to alter this disclaimer of warranty.

(b) All Products are sold for commercial use only and are not intended for use by consumers. Accordingly, Seller disclaims all warranties to consumers. Any inspection services provided by Seller at Buyer's request shall be provided as a customer service only and shall not be deemed to act as a warranty or approval of Buyer's installation, use, or maintenance of the Products, nor shall Seller be liable for failure to detect improper use, installation, or maintenance of the Products by Buyer.

9. Limitation of Liability.

(a) IN NO EVENT SHALL SELLER BE LIABLE TO BUYER OR ANY THIRD PARTY FOR ANY LOSS OF USE, REVENUE OR PROFIT OR DIMINUTION IN VALUE, OR FOR ANY CONSEQUENTIAL, INDIRECT, INCIDENTAL, SPECIAL, EXEMPLARY, OR PUNITIVE DAMAGES WHETHER ARISING OUT OF BREACH OF CONTRACT, TORT (INCLUDING NEGLIGENCE) OR OTHERWISE, REGARDLESS OF WHETHER SUCH DAMAGES WERE FORESEEABLE AND WHETHER OR NOT SELLER HAS BEEN ADVISED OF THE POSSIBILITY OF SUCH DAMAGES, AND NOTWITHSTANDING THE FAILURE OF ANY AGREED OR OTHER REMEDY OF ITS ESSENTIAL PURPOSE.

(b) IN NO EVENT SHALL SELLER'S AGGREGATE LIABILITY ARISING OUT OF OR RELATED TO THIS CONTRACT, WHETHER ARISING OUT OF OR RELATED TO BREACH OF CONTRACT, TORT (INCLUDING NEGLIGENCE) OR OTHERWISE, EXCEED THE TOTAL OF THE AMOUNTS PAID TO SELLER FOR THE PRODUCTS SOLD HEREUNDER OR, AS TO SERVICES, FOR THE AMOUNTS PAID TO SELLER FOR SERVICES PERFORMED HEREUNDER.

(c) This limitation of liability is a material basis for the parties' bargain and reflects the bargained-for allocation of risks between Seller and Buyer, without which Seller would not have agreed to provide the Products or services at the price charged.

10. Indemnification.

Subject to Article 10 hereof, each of Buyer and Seller (as an "Indemnifying Party") shall indemnify the other party (as an "Indemnified Party") from and against claims brought by a third party, on account of personal injury or damage to the third party's tangible property, to the extent caused by the negligence of the Indemnifying Party in connection with this Contract. In the event the injury or damage is caused by joint or concurrent negligence of Buyer and Seller, the loss or expense shall be borne by each party in

proportion to its degree of negligence. For purposes of Seller's indemnity obligation, no part of the Products is considered third party property.

11. Adequate Assurance.

Seller reserves the right by written notice to cancel any order or require full or partial payment or adequate assurance of performance from Buyer without liability to Seller in the event of: (i) Buyer's insolvency, (ii) Buyer's filing of a voluntary petition in bankruptcy, (iii) the appointment of a receiver or trustee for Buyer or (iv) the execution by Buyer of an assignment for the benefit of creditors. Seller reserves its right to suspend its performance until payment or adequate assurance of performance is received and also reserves its right to cancel Buyer's credit at any time for any reason.

12. Intellectual Property Rights.

(a) Seller is unable to guarantee that no patent rights, copyrights, trademarks, (user) rights, trade models or any other rights of third-parties are infringed by goods received from suppliers and/or buyers via Seller or third-parties via them, including but not limited to goods, models and drawings for the manufacture and/or delivery of certain Products.

(b) In the absence of written agreement to the contrary, Seller holds the copyrights and all rights of (industrial) property to the offers it has made and the designs, images, drawings (test) models, software, templates and other goods that it has issued.

13. Compliance with Laws.

(a) Seller shall take reasonable steps to ensure the Products are in conformity with applicable laws and regulations; however, Buyer acknowledges that Products may be used in various jurisdictions for various applications subject to disparate regulations and therefore that Seller cannot warrant compliance with all applicable laws and regulations. Seller disclaims any representation or warranty that the Products conform to federal, state or local laws, regulations, ordinances, codes or standards, except as expressly set forth by Seller in writing. Buyer shall comply with all applicable laws, regulations and ordinances. Seller may terminate this Contract if any governmental authority imposes antidumping or countervailing duties or any other penalties on Products.

(b) The products, items, technology or software covered by a quotation/order may be subject to various laws including U.S. and foreign export controls. Seller is committed to complying with all relevant export laws. If these items are of United States origin and are being exported from the United States, the following statement applies, "These commodities, technology or software were exported from the United States in accordance with the Export Administration Regulations. Diversion contrary to U.S. law is prohibited." Buyer is responsible for applying for export licenses, if required, based on end user or country of ultimate destination. Seller's obligations are conditioned upon Buyer's compliance with all U.S. and other applicable trade control laws and regulations. Buyer shall not trans-ship, re-export, divert or direct Products other than in and to the ultimate country of destination declared by Buyer and specified as the country of ultimate destination on Seller's invoice. Buyer agrees to indemnify and hold Seller harmless from any and all costs, liabilities, penalties, sanctions and fines related to non-compliance with applicable export laws and regulations.

(c) Buyer represents and warrants that it is not subject to any trade sanctions imposed by the U.S., EU and/or UN and that it is in compliance and shall comply with all applicable laws and regulations relating to trade restrictions and/or export controls (including trade sanctions imposed by the US, EU and/or UN) with respect to Products sold hereunder, and shall provide evidence of compliance with the foregoing as Seller may reasonably request from time to time.

(d) Buyer represents and warrants that it is in compliance and shall comply with all applicable anti-bribery and anti-corruption laws, including the U.S. Foreign Corrupt Practices Act, and has not, directly or indirectly, offered, paid, promised, or authorized the giving of money or anything of value to any government official for the purpose of influencing any act or decision of such government official. Buyer is not on, nor is Buyer associated with any organization that is on, any list of entities maintained by the United States government that identifies parties to which the sale of goods or services is restricted or prohibited.

14. Nuclear and Hazardous Activities.

Unless specifically agreed to in writing by an authorized officer of Seller, Products shall not be used in connection with any nuclear facility or any other application or hazardous activity where the failure of a single component could cause substantial harm to persons or property. If so used, Buyer agrees to indemnify and hold Seller harmless from any and all causes of action, claims, costs, liabilities, and losses that arise from or relate to the use of Products in such facilities, applications, or activities.

15. Termination.

In addition to any remedies that may be provided under these Terms and Conditions, Seller may terminate this Contract with immediate effect upon written notice to Buyer, if Buyer: (i) fails to pay any amount when due under this Contract and such failure continues for thirty (30) days after Buyer's receipt of written notice of nonpayment; (ii) has not otherwise performed or complied with any of these Terms and Conditions, in whole or in part; or (iii) becomes insolvent, files a petition for bankruptcy or commences or has commenced against it proceedings relating to bankruptcy, receivership, reorganization or assignment for the benefit of creditors.

16. Amendment and Modification.

These Terms and Conditions may only be amended or modified in a writing which specifically states that it amends these Terms and Conditions and is signed by an authorized representative of each party.

17. Waiver.

No waiver by Seller of any of the provisions of this Contract is effective unless explicitly set forth in writing and signed by Seller. No failure to exercise, or delay in exercising, any right, remedy, power or privilege arising from this Contract operates, or may be construed, as a waiver thereof. No single or partial exercise of any right, remedy, power or privilege hereunder precludes any other or further exercise thereof or the exercise of any other right, remedy, power or privilege.

18. Confidential Information.

All non-public, confidential or proprietary information of Seller, including but not limited to specifications, samples, patterns, designs, plans, drawings, documents, data, business operations, customer lists, pricing, discounts or rebates, disclosed by Seller to Buyer, whether disclosed orally or disclosed or accessed in written, electronic or other form or media, and whether or not marked, designated or otherwise identified as "confidential" in connection with this Contract is confidential, solely for the use of performing this Contract and may not be disclosed or copied unless authorized in advance by Seller in writing. Upon Seller's request, Buyer shall promptly return all documents and other materials received from Seller. Seller shall be entitled to injunctive relief for any violation of this Section. This Section does not apply to information that is: (a) in the public domain; (b) known to Buyer at the time of disclosure; or (c) rightfully obtained by Buyer on a non-confidential basis from a third party.

19. Force Majeure.

Seller shall not be liable or responsible to Buyer, nor be deemed to have defaulted or breached this Contract, for any failure or delay in fulfilling or performing any term of this Contract when and to the extent such failure or delay is caused by or results from acts or circumstances beyond the reasonable control of Seller including, without limitation, acts of God, flood, fire, earthquake, explosion, governmental actions, war, invasion or hostilities (whether war is declared or not), terrorist threats or acts, riot, or other civil unrest, national emergency, revolution, insurrection, epidemic, lockouts, strikes or other labor disputes (whether or not relating to either party's workforce), or restraints or delays affecting carriers or inability or delay in obtaining supplies of adequate or suitable materials, materials or telecommunication breakdown or power outage.

20. Assignment.

Buyer shall not assign any of its rights or delegate any of its obligations under this Contract without the prior written consent of Seller. Any purported assignment or delegation in violation of this Section is null and void. No assignment or delegation relieves Buyer of any of its obligations under this Contract.

21. Relationship of the Parties.

The relationship between the parties is that of independent contractors. Nothing contained in this Contract shall be construed as creating any agency, partnership, joint venture or other form of joint enterprise, employment or fiduciary relationship between the parties, and neither party shall have authority to contract for or bind the other party in any manner whatsoever.

22. Governing Law.

All matters arising out of or relating to this Contract are governed by and construed in accordance with the internal laws of (i) the State of Texas if Buyer's place of business is in the U.S.

23. Notices.

All notices, requests, consents, claims, demands, waivers and other communications hereunder (each, a "Notice") shall be in writing and addressed to the parties at the addresses set forth on the face of the Contract or to such other address that may be designated by the receiving party in writing. All Notices shall be delivered by personal delivery, nationally recognized overnight courier (with all fees pre-paid), facsimile (with confirmation of transmission) or certified or registered mail (in each case, return receipt requested, postage prepaid). Except as otherwise provided in this Contract, a Notice is effective only (a) upon receipt of the receiving party, and (b) if the party giving the Notice has complied with the requirements of this Section.

24. Severability.

If any term or provision of this Contract is invalid, illegal or unenforceable in any jurisdiction, such invalidity, illegality or unenforceability shall not affect any other term or provision of this Contract or invalidate or render unenforceable such term or provision in any other jurisdiction.

25. Survival.

Provisions of these Terms and Conditions which by their nature should apply beyond their terms will remain in force after any termination or expiration of these Terms and Conditions including, but not limited to, the following provisions: Insurance, Compliance with Laws, Confidential Information, Governing Law, Indemnification, Submission to Jurisdiction/Arbitration and Survival.

26. Complete Agreement.

These General Terms and Conditions constitute the entire agreement between Buyer and Seller relating to the subject matter hereof, and supersede all prior and contemporaneous discussions, understandings, and agreements related to the subject matter hereof.

Payment Terms and Late Payment Charges

1. Payment Due Date

Payments for invoices issued under this proposal are due within **14 days** from the invoice date unless otherwise agreed in writing.

2. Late Payment Charge

- If payment is not received within **14 days** of the invoice date, a late payment charge equal to **5% of the outstanding balance** will be applied.
- An additional **5% late payment charge** will be assessed for every subsequent **30-day period** the invoice remains unpaid.

3. Cumulative Late Fees

Late payment charges are cumulative and will continue to accrue until the outstanding balance is paid in full.

4. Payment of Late Fees

Any late payment charges incurred must be paid along with the outstanding invoice balance.

5. Exceptions and Negotiations

Any exceptions to the above terms must be agreed upon in writing prior to the due date of the invoice.

6. Enforcement

Failure to comply with these payment terms may result in suspension of services, withholding of future deliveries, or other remedial actions as deemed necessary by VeeMost.

Special Notes and Conditions

LABOR TERMS (if quoted) - Labor is for installation, activation, and initial configuration of new devices only. Unless otherwise specified, no work will be done on existing devices or network equipment. Unless otherwise specified within the client bid or RFP, all implementations are based on a single deployment and installation. Additionally, it is assumed that all work and facilities will be done and available during normal working hours. If weekend or overtime hours are required for this project, additional charges will apply. Should multiple deployments be required, or sites and facilities not be available, additional fees may be applied. For Access Points mounting, lift rentals are not included in the price unless otherwise specified. Access Point installations do not include any construction-related work such as concrete drilling, core cutting, or structural modifications. VeeMost shall not be held responsible for any downtime resulting from the client's failure to provide necessary access, information, or equipment. Any such downtime will be considered billable. The migration of network devices (if in scope) may result in downtime for users/services hosted on or passing through those devices. This downtime will be communicated in advance and must be agreed upon by stakeholders and the site management team. Customer is responsible for providing stable remote access to the existing network environment. VeeMost

shall not be held responsible for any delays resulting from the inability to obtain the necessary network access to existing infrastructure, tools, or applications required to complete this project. If such access is not provided, VeeMost will have reduced or limited ability to address problems and provide resolutions. Customer is responsible for ensuring that site locations are prepared with adequate rack space, power, and backend cabling. VeeMost will plan and execute the testing plan for Devices in Scope during the cutover. However, the User Acceptance Test (UAT) will be prepared and carried out by the Customer. The Customer shall provide VeeMost with a list of key personnel, including contact information for support, escalations, and approvals. For the avoidance of doubt, the scope of the proposed implementation project will be restricted to the tasks explicitly specified in this document.

CABLING TERMS (if quoted): The quote is based on assumptions and without provided maps and site visits. All facilities needing cabling will have to be inspected prior to start of any work and this proposal reevaluated and quotes as such. If the location is not structurally compliant with the installation request and facilities work is needed, additional labor charges may apply. Unless listed explicitly included in the associated quote, the following items are hereby excluded in the proposed work:

- trenching, direct-burial, new conduit, aerial cabling of any kind, core-drilling, installation of access points over 15' high, installation or modification of AC voltage cabling, demolition and removal of existing cable, demolition, modification, or removal of existing cabinets, removal of existing electronics, testing and/or certification of existing cable systems, pre-installation RF heat maps, lift rentals, replacement of existing patch cables, and deployment of any end-user devices.

BMIC TERMS (if quoted) - Service included: Repair and upkeep of hardware, configuration changes, basic technical support including online, and telephone based technical support, software upgrades and patches including bug fixes and security patches. This is a recurring services contract. This contract is valid for one year from the start of execution. Should you add more devices to your network, please inform VeeMost Technologies via email so we can adjust your contract. This quote is an ESTIMATE ONLY. Accurate hardware counts may change after the remote assessment is complete. It should be noted that this agreement is for support only. Items found to be nonfunctional or substantially out of operational compliance will be excluded from all support until they are first brought INTO compliance. Such work is outside the scope of this quote

HARDWARE TERMS (if quoted): All products provided are original. Shipping charges, if included, are estimates. Clients will be billed for actual shipping costs incurred. Shipping is dock-to-dock to a single location unless otherwise specified.

Products

E-Rate solutions are contingent on USAC approval and can be canceled up to the time that the order is placed. Pricing is guaranteed upon receipt of a Form 471 Receipt Acknowledgement Letter (RAL).

We assume that your organization is tax-exempt. If this is not the case, please notify us accordingly.

Quote is valid until 01-July-2026 * VeeMost Technologies accepts both BEAR and SPI invoicing methods**

Hardware and License Breakdown

Part #	Description	E-Rate Eligibility %	Qty	Unit Price	Extended Price
C9500-48Y4C-EDU	Catalyst 9500 48-port x 1/10/25G and 4-port 40/100G , EDU	100%	2	\$11,449.22	\$22,898.44
C9500-DNA-48Y4C-A	C9500 DNA Advantage, Term License	100%	2	\$0.00	\$0.00
C9500-DNA-A-3Y	Cisco Catalyst 9500 DNA Advantage 3 Year License	100%	2	\$5,534.09	\$11,068.18
CAB-N5K6A-NA	Power Cord, 200/240V 6A North America	100%	4	\$0.00	\$0.00
C9K-PWR-650WAC-R	650W AC Config 4 Power Supply front to back cooling	100%	2	\$0.00	\$0.00
C9K-F1-SSD-BLANK	Cisco pluggable SSD storage	100%	2	\$0.00	\$0.00
C9K-T1-FANTRAY	Catalyst 9500 Type 4 front to back cooling Fan	100%	4	\$0.00	\$0.00
C9500-NW-A	C9500 Network Stack, Advantage	100%	2	\$0.00	\$0.00
S9500UK9-1715	CAT9300/9400/9500/9600 UNIVERSAL	100%	2	\$0.00	\$0.00
C9500-SSD-NONE	No SSD Card Selected	100%	2	\$0.00	\$0.00
C9500-RFID-NONE	No RFID Selected	100%	2	\$0.00	\$0.00
NETWORK-PNP-LIC	Network Plug-n-Play Connect for zero-touch device deployment	100%	2	\$0.00	\$0.00
SFP-10G-LR-S=	10GBASE-LR SFP Module, Enterprise-Class	100%	2	\$823.60	\$1,647.20
SFP-10G-SR-S=	10GBASE-SR SFP Module, Enterprise-Class	100%	13	\$307.00	\$3,991.00
C9200L-48P-4X-EDU	Catalyst 9200L 48-port PoE+ only, 4x10G uplinks, K12	100%	11	\$3,299.14	\$36,290.54
C9200L-DNA-E-48	C9200L Cisco DNA Essentials, 48-port Term license	100%	11	\$0.00	\$0.00
C9200L-DNA-E-48-3Y	C9200L Cisco DNA Essentials, 48-port, 3 Year Term license	100%	11	\$512.15	\$5,633.65
C9200L-NW-E-48	C9200L Network Essentials, 48-port license	100%	11	\$0.00	\$0.00
C9K-ACC-RBFT	RUBBER FEET FOR TABLE TOP SETUP 9200 and 93xx	100%	11	\$0.00	\$0.00
C9K-ACC-SCR-4	12-24 and 10-32 SCREWS FOR RACK INSTALLATION, QTY 4	100%	11	\$0.00	\$0.00
CAB-GUIDE-1RU	1RU CABLE MANAGEMENT GUIDES 9200 and 9300	100%	11	\$0.00	\$0.00
PWR-C5-1KWAC/2	1KW AC Config 5 Power Supply - Secondary Power Supply	**0%	11	\$1,692.41	\$18,616.51
CAB-TA-NA	North America AC Type A Power Cable	100%	22	\$0.00	\$0.00
C9200L-STACK-KIT	Cisco Catalyst 9200L Stack Module	100%	11	\$624.20	\$6,866.20

C9200-STACK	Catalyst 9200 Stack Module	100%	22	\$0.00	\$0.00
STACK-T4-50CM	50CM Type 4 Stacking Cable	100%	11	\$0.00	\$0.00
NETWORK-PNP-NONE	Network Plug-n-Play Opt Out SKU	100%	11	\$0.00	\$0.00
C9120AXI-B	C9120AX Internal 802.11ax 4x4:4 MIMO;IOT;BT5;mGig;USB;RHL	100%	20	\$865.43	\$17,308.60
SW9120AX-CAPWAP-K9	Capwap software for Catalyst 9120AX	100%	20	\$0.00	\$0.00
AIR-AP-BRACKET-1	802.11 AP Low Profile Mounting Bracket (Default)	100%	20	\$0.00	\$0.00
AIR-AP-T-RAIL-R	Ceiling Grid Clip for APs & Cellular Gateways-Recessed	100%	20	\$0.00	\$0.00
NETWORK-PNP-LIC	Network Plug-n-Play Connect for zero-touch device deployment	100%	20	\$0.00	\$0.00
C9120AX-DNA-OPTOUT	CISCO DNA SUBSCRIPTION OPTOUT for C9120AX	100%	20	\$0.00	\$0.00
C9120AXI-MULTI	Minimum Quantity = 10	100%	20	\$0.00	\$0.00
SFP-10G-AOC10M=	10GBASE Active Optical SFP+ Cable, 10M	100%	13	\$138.95	\$1,806.35
Notes: As per Erate rules redundant PSU is considered 0% Erate eligible, but please check with your Erate consultant.				Sales Tax	\$0.00
				Shipping	\$50.00
				E-rate Eligible	\$107,510.16
				E-rate Ineligible	\$18,616.51
				GRAND TOTAL	\$126,176.67

Installation and Configuration

Part #	Description	E-Rate Eligibility %	Qty	Unit Price	Extended Price
LABOR	Installation and Configuration	100%	1	\$6,711.25	\$6,711.25
Notes: Labor includes installation and initial configuration of 13 Switches and 20 Access Points. Installation of Access Points includes mounting only and removal of existing (if applicable). Installation of switches includes rack/stack, patch, and removal of old switches if applicable. Excludes new cabling, rack modifications, ceiling tile modification, electrical work or mounting in non-standard locations. Configuration includes Initial configuration or matching to existing device (if replacement)				Erate Eligible	\$6,711.25
				Erate Ineligible	\$0.00
				Sales Tax	\$0.00
				GRAND TOTAL	\$6,711.25

***VeeMost Technologies is not an E-rate consultant.** For eligibility, please verify with your consultant or with USAC.

Above is the information from the manufacturer's website regarding product eligibility, but please note that this is for informational purposes. Applicant-specific deployment factors will determine final eligibility, including funding application category, installation location, user population served, cost-effectiveness, and other E-rate regulatory requirements.

Approval

Please return a signed quotes to Milos Cucukovic milosc@veemost.com

Signed for and on behalf of
VeeMost Technologies by

Signed for and on behalf of
Progreso Indep School District by

Name Melvin Ejiogu

Name _____

Title President / CEO

Title _____

Date 1/12/2026

Date _____

Signature Melvin Ejiogu

Signature _____



F1

Cash Disbursements

Check Nbr	Check Date	Credit Memo	Vend Nbr	Payee	Fnd-Fnc-Obj.So-Org-Prog	Typ Cd	Reason	Amount	EFT
021598	01-06-2026		01857	CYPRRESS FAIRBANK	181-36-6411.00-001-691000	C	SOCCER TOURNAMENT ENT	475.00	N
021599	01-09-2026		00031	ALERT SERVICES	181-36-6399.00-001-691000 181-36-6399.00-041-691000	C	PO025674 PORT WTR CASTERS PO025674 PORT WTR CASTERS	550.00 550.00	N
Check 021599 Total:								1,100.00	
021600	01-09-2026		00115	BSN SPORTS LLC DBA	181-36-6399.00-001-691000 181-36-6399.00-041-691000 181-36-6399.00-041-691000 181-36-6399.00-041-691000	C	Powerlifting Leg ext machine VB JERSEYS VB KNEE PADS BB-LED POSSESSION INDICATOR	3,178.40 1,140.00 360.00 478.50	N
Check 021600 Total:								5,156.90	
021601	01-09-2026		00522	JASON'S DELI	181-00-2110.00-000-600000 181-36-6411.00-001-691000 181-36-6412.00-001-691000	C	po025302 banquet meals 5/20 9/06/2025 xcmeals donna 9/06/2025 xcmeals donna	637.00 45.48 219.82	N
Check 021601 Total:								902.30	
021602	01-09-2026		01195	WHATABURGER INC.	181-36-6411.00-001-691000 181-36-6412.00-001-691000	C	10/17 DIN HS VB vs Frontier 10/17 DIN HS VB vs Frontier	29.00 119.00	N
Check 021602 Total:								148.00	
021603	01-09-2026		01438	PIZZA PROPERTIES, IN	181-36-6411.00-001-691000 181-36-6412.00-001-691000	C	10/25 DIN HS VB vs Santa 10/25 DIN HS VB vs Santa	36.00 189.00	N
Check 021603 Total:								225.00	
021604	01-09-2026		03301	AMAZON CAPITAL SER	199-61-6399.00-999-699000	C	CHRISTMAS PARADE	500.75	N
021605	01-08-2026		03407	STUART KANTOR	181-36-6411.00-001-691000 181-36-6411.00-001-691000 181-36-6411.00-001-691000	C	Jan.9-10 TTFFCA Clinic/Mem F Jan.9-10 TTFFCA Clinic/Mem F Jan.9-10 TTFFCA Clinic/Mem F	110.00 110.00 110.00	N
Check 021605 Total:								330.00	
021606	01-09-2026		00595	LOWE'S	199-51-6319.00-999-699000 199-51-6319.00-999-699000 199-51-6319.00-999-699000 199-51-6319.00-999-699000 199-51-6319.00-999-699000 199-51-6319.00-999-699000 199-51-6319.00-999-699000 199-51-6319.00-999-699000 199-51-6319.00-999-699000	C	Water heater for DTMS po025714 maint dept supplies po025714 maint dept supplies po025714 maint dept supplies po025714 maint dept supplies po025714 maint dept supplies po025714 maint dept supplies po025714 maint dept supplies po025714 maint dept supplies	2,231.55 123.45 189.74 54.28 436.39 94.01 38.30 413.03	N
	01-09-2026	0000025909	00595	LOWE'S	199-51-6319.00-999-699000	M	po025909 returned items	-2,231.55	
	01-09-2026		00595	LOWE'S	199-61-6399.00-999-699000	C	Winter parade float decor	342.07	
Check 021606 Total:								1,691.27	
021607	01-09-2026		00672	MILITARY HWY. WATE	199-51-6259.00-999-699000	C	Dec-Feb District Water Usage	2,136.98	N
021608	01-09-2026		00864	REGION I E.S.C.	162-13-6239.00-001-638000 162-13-6239.00-001-638000 162-13-6239.00-001-638000 162-13-6239.00-001-638000	C	25-26 College Prep Workshops 25-26 College Prep Workshops 25-26 College Prep Workshops 25-26 College Prep Workshops	150.00 150.00 150.00 150.00	N
Check 021608 Total:								600.00	
021609	01-09-2026		02536	TASO RGV BASKETBA	181-36-6299.00-001-691000	C	UIL Scrimmage Fee Agreemen	100.00	N

Check Nbr	Check Date	Credit Memo	Vend Nbr	Payee	Fnd-Fnc-Obj.So-Org-Prog	Typ Cd	Reason	Amount	EFT
021610	01-09-2026		02628	ATHLETIC SUPPLY, IN	181-00-2110.00-000-600000	C	po025434 zone camera	3,979.00	N
					181-00-2110.00-000-600000		025452 FB HELMET RECOND	1,085.00	
					181-00-2110.00-000-600000		025388 FB STRGHT BND/DRL MAT	2,831.00	
					181-00-2110.00-000-600000		po025386 FB NEW JERSEYS	4,997.00	
					181-00-2110.00-000-600000		PO024952 FB HLMET CUSTOM PNT	3,980.88	
							Check 021610 Total:	16,872.88	
021611	01-09-2026		03198	AZTEC SOFTWARE, LL	244-11-6399.00-001-622000	C	cte program IBC's for medical	6,134.00	N
021612	01-09-2026		03499	U.S. BANK NATIONAL A	181-36-6411.00-041-691000	C	MS Boys 25-26 BB Meal	25.50	N
					181-36-6412.00-041-691000		MS Boys 25-26 BB Meal	216.00	
					211-61-6399.00-999-630000		McKinny-Vento Homeless	95.86	
					211-61-6399.00-999-630000		McKinny-Vento Homeless	140.66	
							Check 021612 Total:	478.02	
021613	01-09-2026		03518	TIMECLOCK PLUS LLC	101-35-6399.00-999-699000	C	TIME CLOCKS	4,764.11	N
					199-34-6399.00-999-699000		TIME CLOCKS	641.86	
					199-51-6399.00-999-699000		TIME CLOCKS	1,032.91	
					199-53-6399.00-999-699000		TIME CLOCKS	24,201.59	
							Check 021613 Total:	30,640.47	
021614	01-09-2026		02950	ISMAEL GARCIA	199-51-6249.00-999-699000	C	service call & chiller repair @HS	1,805.00	N
					199-51-6249.00-999-699000		service call & chiller repair @HS	660.00	
					199-51-6249.00-999-699000		service call & chiller repair @HS	660.00	
							Check 021614 Total:	3,125.00	
021615	01-16-2026		00084	BARNES & NOBLE;	199-12-6329.00-041-699000	C	Library Books	179.75	N
021616	01-16-2026		00732	NICHO PRODUCE COM	101-35-6341.00-999-699016	C	FRUIT / VEGETABLES(OCT-D	613.50	N
					101-35-6341.00-999-699016		FRUIT / VEGETABLES(OCT-D	713.25	
					101-35-6341.00-999-699016		FRUIT / VEGETABLES(OCT-D	794.25	
					101-35-6341.00-999-699016		FRUIT / VEGETABLES(OCT-D	1,059.00	
					101-35-6341.00-999-699016		FRUIT / VEGETABLES(OCT-D	818.00	
					101-35-6341.00-999-699016		FRUIT / VEGETABLES(OCT-D	951.00	
							Check 021616 Total:	4,949.00	
021617	01-16-2026		00864	REGION I E.S.C.	199-11-6239.00-041-611000	C	WK 380930 EARTH AND SPACE	300.00	N
					199-13-6239.00-041-699000		WK 380931 ORGANISMS & E	300.00	
					199-21-6239.00-041-699000		The Together Leader Worksho	295.00	
							Check 021617 Total:	895.00	
021618	01-16-2026		01195	WHATABURGER INC.	162-11-6411.00-001-622019	C	Patriot and RGV showdown me	21.00	N
					162-11-6412.00-001-622000		Patriot and RGV showdown me	84.00	
							Check 021618 Total:	105.00	
021619	01-16-2026		02746	NOTABLE, INC	211-11-6399.00-041-630000	C	KAMI RENEWAL 2025-2026	2,362.50	N
021620	01-16-2026		02825	CREATIVE ARTS STUDI	289-11-6299.00-041-624000	C	November Fine Arts Program	1,890.00	N
021621	01-16-2026		02992	SAM'S CLUB/SYNCHRO	199-11-6497.00-104-611000	C	3RD SIX WEEKS PA & AR	284.24	N
021622	01-16-2026		03174	HILAND DAIRY FOODS	101-35-6341.00-999-699000	C	NOV-DEC 2025 DAIRY/JUICE	165.94	N
					101-35-6341.00-999-699000		NOV-DEC 2025 DAIRY/JUICE	205.69	
					101-35-6341.00-999-699000		NOV-DEC 2025 DAIRY/JUICE	241.89	
					101-35-6341.00-999-699000		NOV-DEC 2025 DAIRY/JUICE	190.74	

Check Nbr	Check Date	Credit Memo	Vend Nbr	Payee	Fnd-Fnc-Obj.So-Org-Prog	Typ Cd	Reason	Amount	EFT
					101-35-6341.00-999-699000		NOV-DEC 2025 DAIRY/JUICE	337.48	
					101-35-6341.00-999-699000		NOV-DEC 2025 DAIRY/JUICE	251.23	
					101-35-6341.00-999-699000		NOV-DEC 2025 DAIRY/JUICE	415.17	
					101-35-6341.00-999-699000		NOV-DEC 2025 DAIRY/JUICE	347.23	
					101-35-6341.00-999-699000		NOV-DEC 2025 DAIRY/JUICE	127.25	
					101-35-6341.00-999-699000		NOV-DEC 2025 DAIRY/JUICE	213.74	
					101-35-6341.00-999-699000		NOV-DEC 2025 DAIRY/JUICE	213.74	
					101-35-6341.00-999-699000		NOV-DEC 2025 DAIRY/JUICE	190.74	
					101-35-6341.00-999-699000		NOV-DEC 2025 DAIRY/JUICE	190.49	
					101-35-6341.00-999-699000		NOV-DEC 2025 DAIRY/JUICE	363.73	
					101-35-6341.00-999-699000		NOV-DEC 2025 DAIRY/JUICE	439.80	
					101-35-6341.00-999-699000		NOV-DEC 2025 DAIRY/JUICE	331.27	
					101-35-6341.00-999-699000		NOV-DEC 2025 DAIRY/JUICE	381.51	
					101-35-6341.00-999-699000		NOV-DEC 2025 DAIRY/JUICE	330.36	
					101-35-6341.00-999-699000		NOV-DEC 2025 DAIRY/JUICE	290.61	
					101-35-6341.00-999-699000		NOV-DEC 2025 DAIRY/JUICE	279.83	
					101-35-6341.00-999-699000		NOV-DEC 2025 DAIRY/JUICE	445.65	
					101-35-6341.00-999-699000		NOV-DEC 2025 DAIRY/JUICE	213.05	
					101-35-6341.00-999-699000		NOV-DEC 2025 DAIRY/JUICE	211.77	
					101-35-6341.00-999-699000		NOV-DEC 2025 DAIRY/JUICE	179.72	
					101-35-6341.00-999-699000		NOV-DEC 2025 DAIRY/JUICE	334.46	
					101-35-6341.00-999-699000		NOV-DEC 2025 DAIRY/JUICE	222.71	
					101-35-6341.00-999-699000		NOV-DEC 2025 DAIRY/JUICE	148.11	
					101-35-6341.00-999-699000		NOV-DEC 2025 DAIRY/JUICE	471.31	
					101-35-6341.00-999-699000		NOV-DEC 2025 DAIRY/JUICE	235.64	
					101-35-6341.00-999-699000		NOV-DEC 2025 DAIRY/JUICE	138.08	
					101-35-6341.00-999-699000		NOV-DEC 2025 DAIRY/JUICE	162.36	
					101-35-6341.00-999-699000		NOV-DEC 2025 DAIRY/JUICE	138.08	
					101-35-6341.00-999-699000		NOV-DEC 2025 DAIRY/JUICE	359.15	
					101-35-6341.00-999-699000		NOV-DEC 2025 DAIRY/JUICE	366.39	
					101-35-6341.00-999-699000		NOV-DEC 2025 DAIRY/JUICE	375.03	
					101-35-6341.00-999-699000		NOV-DEC 2025 DAIRY/JUICE	375.03	
					101-35-6341.00-999-699000		NOV-DEC 2025 DAIRY/JUICE	350.14	
					101-35-6341.00-999-699000		NOV-DEC 2025 DAIRY/JUICE	179.35	
					101-35-6341.00-999-699000		NOV-DEC 2025 DAIRY/JUICE	470.70	
					101-35-6341.00-999-699000		NOV-DEC 2025 DAIRY/JUICE	210.34	
					101-35-6341.00-999-699000		NOV-DEC 2025 DAIRY/JUICE	168.14	
					101-35-6341.00-999-699000		NOV-DEC 2025 DAIRY/JUICE	277.18	
					101-35-6341.00-999-699000		NOV-DEC 2025 DAIRY/JUICE	142.69	
					101-35-6341.00-999-699000		NOV-DEC 2025 DAIRY/JUICE	190.37	
					101-35-6341.00-999-699000		NOV-DEC 2025 DAIRY/JUICE	296.58	
					101-35-6341.00-999-699000		NOV-DEC 2025 DAIRY/JUICE	238.78	
					101-35-6341.00-999-699000		NOV-DEC 2025 DAIRY/JUICE	127.75	
					101-35-6341.00-999-699000		NOV-DEC 2025 DAIRY/JUICE	230.24	
					101-35-6341.00-999-699000		NOV-DEC 2025 DAIRY/JUICE	338.67	
					101-35-6341.00-999-699000		NOV-DEC 2025 DAIRY/JUICE	478.91	
					101-35-6341.00-999-699000		NOV-DEC 2025 DAIRY/JUICE	334.63	
					101-35-6341.00-999-699000		NOV-DEC 2025 DAIRY/JUICE	214.61	

Check Nbr	Check Date	Credit Memo	Vend Nbr	Payee	Fnd-Fnc-Obj.So-Org-Prog	Typ Cd	Reason	Amount	EFT
					101-35-6341.00-999-699000		NOV-DEC 2025 DAIRY/JUICE	216.19	
					101-35-6341.00-999-699000		NOV-DEC 2025 DAIRY/JUICE	239.44	
					101-35-6341.00-999-699000		NOV-DEC 2025 DAIRY/JUICE	165.04	
					101-35-6341.00-999-699000		NOV-DEC 2025 DAIRY/JUICE	213.74	
					101-35-6341.00-999-699000		NOV-DEC 2025 DAIRY/JUICE	259.97	
					101-35-6341.00-999-699000		NOV-DEC 2025 DAIRY/JUICE	232.69	
					101-35-6341.00-999-699000		NOV-DEC 2025 DAIRY/JUICE	146.99	
					101-35-6341.00-999-699000		NOV-DEC 2025 DAIRY/JUICE	264.87	
					101-35-6341.00-999-699000		NOV-DEC 2025 DAIRY/JUICE	382.46	
					101-35-6341.00-999-699000		NOV-DEC 2025 DAIRY/JUICE	381.51	
					101-35-6341.00-999-699000		NOV-DEC 2025 DAIRY/JUICE	356.06	
					101-35-6341.00-999-699000		NOV-DEC 2025 DAIRY/JUICE	407.25	
					101-35-6341.00-999-699000		NOV-DEC 2025 DAIRY/JUICE	274.62	
					101-35-6341.00-999-699000		NOV-DEC 2025 DAIRY/JUICE	372.56	
					101-35-6341.00-999-699000		NOV-DEC 2025 DAIRY/JUICE	328.53	
	01-16-2026	0000026147	03174	HILAND DAIRY FOODS	101-35-6341.00-999-699000	M	PO026147 RETURNED ITEMS	-6.20	
							Check 021622 Total:	18,369.78	
021623	01-16-2026		03301	AMAZON CAPITAL SER	199-11-6399.00-041-611000	C	ART SUPPLIES	59.70	N
					199-11-6399.00-041-611000		ART SUPPLIES	505.81	
					244-11-6399.00-001-622000		ag materials needed for course	2,883.28	
					244-11-6399.00-001-622000		ag materials needed for course	379.04	
					244-11-6399.00-001-622000		ag materials needed for course	813.86	
					244-11-6399.00-001-622000		ag materials needed for course	486.25	
					244-11-6399.00-001-622000		ag materials needed for course	486.25	
	01-16-2026	0000026132	03301	AMAZON CAPITAL SER	244-11-6399.00-001-622000	M	PO026132 RETURNED ITEMS	-23.82	
							Check 021623 Total:	5,590.37	
021624	01-16-2026		03351	HERMES MUSIC	199-31-6399.00-041-699000	C	DTMS speakers, microphone &	1,828.40	N
021625	01-16-2026		03426	GILBERTO GARCIA	162-11-6411.00-001-622019	C	Cowboy Classic show meals	26.97	N
					162-11-6412.00-001-622000		Cowboy Classic show meals	107.88	
							Check 021625 Total:	134.85	
021626	01-16-2026		03524	PHARR-SAN JUAN-ALA	199-36-6412.00-041-699007	C	PSJA ISD UIL EVENT FEE 12/	960.00	N
021627	01-16-2026		01038	SUPERIOR ALARMS	199-51-6249.00-999-699000	C	Fire Monitoring for dist. Sch.	450.00	N
021628	01-16-2026		00051	ANDY'S AUTO AIR & SU	199-34-6249.00-999-699000	C	Bus #36 AC not working	1,170.80	N
021629	01-16-2026		00089	B D HOLT CO	199-51-6269.00-999-699000	C	Light towable for Parade	2,246.79	N
021630	01-16-2026		00121	CED	199-51-6319.00-999-699000	C	Dec-Feb Parts & Materials	53.83	N
					199-51-6319.00-999-699000		Dec-Feb Parts & Materials	23.19	
					199-51-6319.00-999-699000		Dec-Feb Parts & Materials	38.07	
					199-51-6319.00-999-699000		Dec-Feb Parts & Materials	38.15	
					199-51-6319.00-999-699000		Dec-Feb Parts & Materials	477.56	
					199-51-6319.00-999-699000		Dec-Feb Parts & Materials	225.38	
					199-51-6319.00-999-699000		Dec-Feb Parts & Materials	24.00	
					199-51-6319.00-999-699000		Dec-Feb Parts & Materials	294.60	
					199-51-6319.00-999-699000		Dec-Feb Parts & Materials	325.14	

* indicates voided checks

Check Nbr	Check Date	Credit Memo	Vend Nbr	Payee	Fnd-Fnc-Obj.So-Org-Prog	Typ Cd	Reason	Amount	EFT
Check 021630 Total:								1,499.92	
021631	01-16-2026		00534	AIRTROL SUPPLY INC	199-51-6319.00-999-699000	C	Sept-Nov. 2025 Parts&Material	258.00	N
					199-51-6319.00-999-699000		Sept-Nov. 2025 Parts&Material	227.43	
					199-51-6319.00-999-699000		Sept-Nov. 2025 Parts&Material	270.70	
Check 021631 Total:								756.13	
021632	01-16-2026		00595	LOWE'S	199-51-6319.00-999-699000	C	Dec.-Feb Parts & Materials	352.16	N
					199-51-6319.00-999-699000		Dec.-Feb Parts & Materials	267.64	
					199-51-6319.00-999-699000		Dec.-Feb Parts & Materials	139.35	
					199-51-6319.00-999-699000		Dec.-Feb Parts & Materials	44.53	
					199-51-6319.00-999-699000		Dec.-Feb Parts & Materials	71.55	
					199-51-6319.00-999-699000		Dec.-Feb Parts & Materials	192.01	
					199-51-6319.00-999-699000		Dec.-Feb Parts & Materials	333.58	
					199-51-6319.00-999-699000		Dec.-Feb Parts & Materials	186.57	
					199-51-6319.00-999-699000		Dec.-Feb Parts & Materials	143.43	
					199-51-6319.00-999-699000		Dec.-Feb Parts & Materials	392.13	
Check 021632 Total:								2,122.95	
021633	01-16-2026		00678	MOBILE RELAYS LLC	199-51-6249.00-999-699000	C	Dec-Feb PISD Airtime Services	924.00	N
021634	01-16-2026		00908	ROBERT SANCHEZ	199-51-6299.00-999-699000	C	Sep-Nov PestControl Mthly/Qtl	125.00	N
					199-51-6299.00-999-699000		Sep-Nov PestControl Mthly/Qtl	85.00	
					199-51-6299.00-999-699000		Sep-Nov PestControl Mthly/Qtl	125.00	
					199-51-6299.00-999-699000		Sep-Nov PestControl Mthly/Qtl	125.00	
					199-51-6299.00-999-699000		Sep-Nov PestControl Mthly/Qtl	125.00	
					199-51-6299.00-999-699000		Sep-Nov PestControl Mthly/Qtl	125.00	
					199-51-6299.00-999-699000		Sep-Nov PestControl Mthly/Qtl	125.00	
					199-51-6299.00-999-699000		Sep-Nov PestControl Mthly/Qtl	65.00	
					199-51-6299.00-999-699000		Sep-Nov PestControl Mthly/Qtl	65.00	
					199-51-6299.00-999-699000		Sep-Nov PestControl Mthly/Qtl	85.00	
					199-51-6299.00-999-699000		Sep-Nov PestControl Mthly/Qtl	125.00	
					199-51-6299.00-999-699000		Sep-Nov PestControl Mthly/Qtl	200.00	
					199-51-6299.00-999-699000		Sep-Nov PestControl Mthly/Qtl	450.00	
Check 021634 Total:								1,825.00	
021635	01-16-2026		00992	THE SHERWIN-WILLIA	199-51-6319.00-999-699000	C	Open PO for Pnt, Matls, Supply	112.44	N
021636	01-16-2026		00993	JOHNSON CONTROLS	199-51-6249.00-999-699000	C	Testing Sprinkler system	262.50	N
					199-51-6249.00-999-699000		Testing Sprinkler system	382.00	
					199-51-6249.00-999-699000		Testing Sprinkler system	241.50	
					199-51-6249.00-999-699000		Testing Sprinkler system	241.50	
					199-51-6249.00-999-699000		Testing Sprinkler system	382.00	
					199-51-6249.00-999-699000		Testing Sprinkler system	262.50	
Check 021636 Total:								1,772.00	
021637	01-16-2026		01429	PETROLEUM TRADER	199-34-6311.00-999-699000	C	Dec-Feb District Gas/Diesel	3,713.71	N
					199-34-6311.00-999-699000		Dec-Feb District Gas/Diesel	3,592.15	
Check 021637 Total:								7,305.86	
021638	01-16-2026		02181	T & W TIRE LLC	199-34-6249.00-999-699000	C	Oct-Dec Tire Repair	67.95	N
					199-34-6249.00-999-699000		Oct-Dec Tire Repair	67.95	
					199-34-6319.00-999-699000		Sep-Nov Bus Inspections	26.95	
					199-51-6249.00-999-699000		Oct-Dec Tire Repair	26.95	

Check Nbr	Check Date	Credit Memo	Vend Nbr	Payee	Fnd-Fnc-Obj.So-Org-Prog	Typ Cd	Reason	Amount	EFT
							Check 021638 Total:	189.80	
021639	01-16-2026		02242	CENTER STONE SERVI	199-51-6249.00-999-699000	C	Repair to doors at HS Gym	7,177.70	N
					199-51-6249.00-999-699000		Install Pedestrian gate @ HS	5,570.00	
					199-51-6249.00-999-699000		Repair to door #9 at HS Gym	5,040.96	
					429-81-6620.00-999-699046		Install self-closing on gates	6,619.20	
							Check 021639 Total:	24,407.86	
021640	01-16-2026		02519	JF FILTRATION, INC	199-51-6319.00-999-699000	C	Filters for AC units dist. use	3,046.20	N
021641	01-16-2026		02729	CESAR G. TOVAR	199-51-6249.00-999-699000	C	Replace Fire extinguishers	288.00	N
021642	01-16-2026		03301	AMAZON CAPITAL SER	199-51-6319.00-999-699000	C	Vinyl numbers for dist. Doors	200.10	N
					199-51-6319.00-999-699000		Vinyl numbers for dist. Doors	389.90	
					199-61-6399.00-999-699000		Items for Christmas parade	431.44	
					199-61-6399.00-999-699000		Items for Christmas parade	30.47	
							Check 021642 Total:	1,051.91	
021643	01-16-2026		03316	PRIMARY ARMS LLC	199-52-6399.00-999-699044	C	9mm Magazine for guardians	370.79	N
021644	01-16-2026		03419	W.W. GRAINGER, INC	199-51-6319.00-999-699000	C	Gate Remotes for dist wide	298.28	N
					199-51-6319.00-999-699000		Gate Remotes for dist wide	447.42	
					199-51-6319.00-999-699000		Parts/Materials Dec-Feb. 25-26	135.64	
					199-51-6319.00-999-699000		Parts/Materials Dec-Feb. 25-26	3.22	
					199-51-6319.00-999-699000		Parts/Materials Dec-Feb. 25-26	6.44	
					199-51-6319.00-999-699000		Parts/Materials Dec-Feb. 25-26	381.85	
					199-51-6319.00-999-699000		Parts/Materials Dec-Feb. 25-26	724.72	
					199-51-6319.00-999-699000		Parts/Materials Dec-Feb. 25-26	143.52	
					199-51-6319.00-999-699000		Parts/Materials Dec-Feb. 25-26	20.75	
					199-51-6319.00-999-699000		Parts/Materials Sept-Nov 2025	199.50	
					199-51-6319.00-999-699000		Parts/Materials Sept-Nov 2025	137.05	
					199-51-6319.00-999-699000		Parts/Materials Sept-Nov 2025	123.11	
							Check 021644 Total:	2,621.50	
021645	01-16-2026		03428	HOLT TRUCK CENTER	199-34-6249.00-999-699000	C	Bus #5 needs some work done	2,322.77	N
					199-34-6249.00-999-699000		Emerg. Towing on bus #5	1,170.00	
					199-34-6249.00-999-699000		Bus #5 Engine not working	1,403.93	
							Check 021645 Total:	4,896.70	
021646	01-16-2026		03462	VARSITY BRANDS, INC	199-36-6399.00-001-699017	C	po025448 band uniforms	70,673.70	N
021647	01-16-2026		03487	CRITICAL RESPONSE	429-52-6299.00-999-699048	C	Mapping for dist. wide campus	9,078.00	N
021648	01-16-2026		03500	ABAD MORALES	199-51-6319.00-999-699000	C	Items were brought for AC unit	187.00	N
021649	01-15-2026		00672	MILITARY HWY. WATE	199-51-6259.00-999-699000	C	Install Water Meter @ Stadium	24,535.43	N
021650	01-16-2026		02950	ISMAEL GARCIA	199-51-6249.00-999-699000	C	Install heater @ DTMS GYM	9,950.00	N
021652	01-16-2026		00202	CITY OF PROGRESO	199-51-6259.00-999-699000	C	Water Meter Permit	90.00	N

Check Nbr	Check Date	Credit Memo	Vend Nbr	Payee	Fnd-Fnc-Obj.So-Org-Prog	Typ Cd	Reason	Amount	EFT
021653	01-22-2026		00815	PORT ISABEL ATHLETI	181-36-6412.00-001-691000	C	1/22 Girls PI Powerlifting Fee	300.00	N
021654	01-23-2026		00031	ALERT SERVICES	181-36-6399.00-001-691000	C	HS/DTMS MEDICAL SUPPLIE	57.75	N
					181-36-6399.00-001-691000		HS/DTMS MEDICAL SUPPLIE	65.98	
					181-36-6399.00-001-691000		HS/DTMS MEDICAL SUPPLIE	434.85	
					181-36-6399.00-041-691000		HS/DTMS MEDICAL SUPPLIE	57.75	
					181-36-6399.00-041-691000		HS/DTMS MEDICAL SUPPLIE	65.97	
					181-36-6399.00-041-691000		HS/DTMS MEDICAL SUPPLIE	434.85	
							Check 021654 Total:	1,117.15	
021655	01-23-2026		00115	BSN SPORTS LLC DBA	181-36-6399.00-001-691000	C	25-26 Boys Powerlifting Attire	777.60	N
					181-36-6399.00-001-691000		25-26 Girls Powerlifting Attir	776.00	
					181-36-6399.00-001-691000		HS Girls Golf Attire/Equipment	1,293.78	
					181-36-6399.00-001-691000		25-26 HS BASEBALL ATTIRE/	486.00	
					181-36-6399.00-001-691000		25-26 HS BASEBALL ATTIRE/	2,740.00	
					181-36-6399.00-001-691000		25-26 HS BASEBALL ATTIRE/	774.00	
					181-36-6399.00-001-691000		PO025485 DTMS XC RUNNIN	852.15	
					181-36-6399.00-001-691000		po025529 volleyball attire& eq	3,764.70	
					181-36-6399.00-001-691000		HS GIRLS SOCCER APPARE	753.40	
					181-36-6399.00-041-691000		DTMS BOYS BB	1,394.38	
					181-36-6399.00-041-691000		DTMS BOYS BB	105.62	
							Check 021655 Total:	13,717.63	
021656	01-23-2026		00172	CENTRAL PLUMBING &	181-36-6399.00-001-691000	C	WATER HEATER FOR PHS	6,644.97	N
021657	01-23-2026		00275	DIRECT ENERGY BUSI	199-51-6259.00-999-699000	C	Dec-Feb PISD Electricity Usag	39,656.83	N
021658	01-23-2026		00275	DIRECT ENERGY BUSI	199-51-6259.00-999-699000	C	Dec-Feb PISD Electricity Usag	4,549.75	N
021659	01-23-2026		00522	JASON'S DELI	181-36-6411.00-041-691000	C	9/26 LUN Boys MX XC IDEA P	26.12	N
					181-36-6412.00-041-691000		9/26 LUN Boys MX XC IDEA P	67.04	
							Check 021659 Total:	93.16	
021660	01-23-2026		00856	RAY'S BUSINESS PRO	164-11-6399.00-001-630000	C	Purchase PISD Copy Paper	2,437.50	N
					164-11-6399.00-041-630000		Purchase PISD Copy Paper	2,437.50	
					164-11-6399.00-102-630000		Purchase PISD Copy Paper	2,437.50	
					164-11-6399.00-104-630000		Purchase PISD Copy Paper	2,437.50	
							Check 021660 Total:	9,750.00	
021661	01-23-2026		01051	TASO RGV BASEBALL	181-36-6299.00-001-691000	C	2/13 Baseball Scrimmage Fee	100.00	N
021662	01-23-2026		01133	UNIFIRST CORPORATI	199-51-6269.00-999-699000	C	Dec.-Feb Admin Rental Supply	157.26	N
					199-51-6269.00-999-699000		Dec.-Feb Admin Rental Supply	56.18	
					199-51-6269.00-999-699000		Dec.-Feb Admin Rental Supply	157.26	
					199-51-6269.00-999-699000		Dec.-Feb Admin Rental Supply	56.18	
					199-51-6269.00-999-699000		Dec.-Feb Custodial Rental	329.70	
					199-51-6269.00-999-699000		Dec.-Feb Custodial Rental	329.70	
					199-51-6269.00-999-699000		Dec.-Feb Custodial Rental	329.70	
					199-51-6269.00-999-699000		Dec.-Feb Custodial Rental	329.70	
					199-51-6269.00-999-699000		Dec.-Feb Custodial Rental	329.70	
					199-51-6269.00-999-699000		Dec.-Feb Custodial Rental	329.70	
					199-51-6269.00-999-699000		Dec.-Feb Custodial Rental	329.70	
					199-51-6269.00-999-699000		Dec.-Feb Facility Srv Supply	925.61	
					199-51-6269.00-999-699000		Dec.-Feb. Facility Srv Supply	2,318.25	

Check Nbr	Check Date	Credit Memo	Vend Nbr	Payee	Fnd-Fnc-Obj.So-Org-Prog	Typ Cd	Reason	Amount	EFT
					199-51-6269.00-999-699000		Dec-Feb. Facility Srv Supply	925.61	
					199-51-6269.00-999-699000		Dec-Feb. Facility Srv Supply	2,319.37	
					199-51-6269.00-999-699000		Dec-Feb. Facility Srv Supply	925.61	
					199-51-6269.00-999-699000		Dec.-Feb Admin Rental Supply	157.26	
							Check 021662 Total:	9,647.09	
021663	01-23-2026		01195	WHATABURGER INC.	199-36-6411.00-041-699007	C	Lunch 12/13 PSJA UIL MEET	130.50	N
					199-36-6412.00-041-699007		Lunch 12/13 PSJA UIL MEET	707.00	
							Check 021663 Total:	837.50	
021664	01-23-2026		01222	SOUTHERN COMPUTE	211-11-6399.00-001-630000	C	Student Computers for HS	15,975.00	N
					211-11-6399.00-102-630000		PROJECTORS NEEDED FOR	4,690.00	
							Check 021664 Total:	20,665.00	
021665	01-23-2026		01438	PIZZA PROPERTIES, IN	199-11-6499.00-001-611000	C	1/9/26 Pizza For AR Top Read	75.55	N
					199-11-6499.00-041-611000		1/9/26 Pizza For AR Top Read	75.57	
					199-11-6499.00-102-611000		1/9/26 Pizza For AR Top Read	75.57	
					199-11-6499.00-104-611000		1/9/26 Pizza For AR Top Read	75.57	
							Check 021665 Total:	302.26	
021666	01-23-2026		01468	COLLEGE BOARD	244-13-6411.00-001-622000	C	AP spanish prof. development	50.00	N
021667	01-23-2026		01533	XEROX CORPORATION	101-35-6269.00-999-699000	C	Sep-Dec Food Service Copier	361.70	N
					101-35-6269.00-999-699000		Sep-Dec Food Service Copier	361.70	
					101-35-6269.00-999-699000		Sep-Dec Food Service Copier	361.70	
					101-35-6269.00-999-699000		Sep-Dec Food Service Copier	361.70	
					199-11-6269.00-001-611000		Sep-Dec HS/Early College Cop	2,102.32	
					199-11-6269.00-001-611000		Sep-Dec HS/Early College Cop	2,290.59	
					199-11-6269.00-001-611000		Sep-Dec HS/Early College Cop	2,158.72	
					199-11-6269.00-001-611000		Sep-Dec HS/Early College Cop	2,350.22	
					199-11-6269.00-001-611000		Sep-Dec Sped Dept Copier	98.53	
					199-11-6269.00-001-611000		Sep-Dec Sped Dept Copier	90.42	
					199-11-6269.00-001-611000		Sep-Dec Sped Dept Copier	90.42	
					199-11-6269.00-001-611000		Sep-Dec Sped Dept Copier	119.75	
					199-11-6269.00-041-611000		Sep-Dec DTMS District Copier	1,412.86	
					199-11-6269.00-041-611000		Sep-Dec DTMS District Copier	1,429.29	
					199-11-6269.00-041-611000		Sep-Dec DTMS District Copier	1,412.86	
					199-11-6269.00-041-611000		Sep-Dec DTMS District Copier	1,437.00	
					199-11-6269.00-041-611000		Sep-Dec Sped Dept Copier	98.53	
					199-11-6269.00-041-611000		Sep-Dec Sped Dept Copier	90.42	
					199-11-6269.00-041-611000		Sep-Dec Sped Dept Copier	90.42	
					199-11-6269.00-041-611000		Sep-Dec Sped Dept Copier	119.75	
					199-11-6269.00-102-611000		Sep-Dec Early Childhood Copi	1,025.56	
					199-11-6269.00-102-611000		Sep-Dec Early Childhood Copi	1,169.67	
					199-11-6269.00-102-611000		Sep-Dec Early Childhood Copi	1,025.56	
					199-11-6269.00-102-611000		Sep-Dec Early Childhood Copi	1,106.72	
					199-11-6269.00-102-611000		Sep-Dec Sped Dept Copier	98.53	
					199-11-6269.00-102-611000		Sep-Dec Sped Dept Copier	90.42	
					199-11-6269.00-102-611000		Sep-Dec Sped Dept Copier	90.42	
					199-11-6269.00-102-611000		Sep-Dec Sped Dept Copier	119.75	
					199-11-6269.00-104-611000		Sep-Dec Elem District Copiers	1,799.22	
					199-11-6269.00-104-611000		Sep-Dec Elem District Copiers	2,317.13	

Check Nbr	Check Date	Credit Memo	Vend Nbr	Payee	Fnd-Fnc-Obj.So-Org-Prog	Typ Cd	Reason	Amount	EFT
					199-11-6269.00-104-611000		Sep-Dec Elem District Copiers	2,027.44	
					199-11-6269.00-104-611000		Sep-Dec Elem District Copiers	2,363.25	
					199-11-6269.00-104-611000		Sep-Dec Sped Dept Copier	98.55	
					199-11-6269.00-104-611000		Sep-Dec Sped Dept Copier	90.44	
					199-11-6269.00-104-611000		Sep-Dec Sped Dept Copier	90.44	
					199-11-6269.00-104-611000		Sep-Dec Sped Dept Copier	119.74	
					199-41-6269.00-750-699000		Sep-Dec B.O/Maint. Copier	180.85	
					199-41-6269.00-750-699000		Sep-Dec B.O/Maint. Copier	191.92	
					199-41-6269.00-750-699000		Sep-Dec B.O/Maint. Copier	180.85	
					199-41-6269.00-750-699000		Sep-Dec B.O/Maint. Copier	213.98	
					199-51-6269.00-999-699000		Sep-Dec B.O/Maint. Copier	180.85	
					199-51-6269.00-999-699000		Sep-Dec B.O/Maint. Copier	191.91	
					199-51-6269.00-999-699000		Sep-Dec B.O/Maint. Copier	180.85	
					199-51-6269.00-999-699000		Sep-Dec B.O/Maint. Copier	213.98	
							Check 021667 Total:	32,006.93	
021668	01-23-2026		01796	SCHOOL NURSE SUPP	199-33-6399.00-041-699000	C	NURSE SUPPLIES	1,603.02	N
021669	01-23-2026		01829	TASO RIO GRANDE CH	181-36-6299.00-001-691000	C	Football Scrimmage Fee Agrmt	150.00	N
021670	01-23-2026		02589	HENRY SCHEIN, INC	181-36-6399.00-001-691000	C	TRAINER SUPPLIES	124.61	N
					181-36-6399.00-001-691000		TRAINER SUPPLIES	325.00	
					181-36-6399.00-001-691000		TRAINER SUPPLIES	5.24	
					181-36-6399.00-001-691000		TRAINER SUPPLIES	74.85	
					181-36-6399.00-001-691000		TRAINER SUPPLIES	10.98	
					181-36-6399.00-001-691000		TRAINER SUPPLIES	2,119.38	
					181-36-6399.00-001-691000		TRAINER SUPPLIES	30.63	
					181-36-6399.00-001-691000		PO025686 STUDENT ATH SU	807.22	
					181-36-6399.00-001-691000		PO025686 STUDENT ATH SU	34.90	
					181-36-6399.00-001-691000		PO025686 STUDENT ATH SU	5.22	
					181-36-6399.00-041-691000		TRAINER SUPPLIES	124.61	
					181-36-6399.00-041-691000		TRAINER SUPPLIES	325.00	
					181-36-6399.00-041-691000		TRAINER SUPPLIES	5.24	
					181-36-6399.00-041-691000		TRAINER SUPPLIES	74.85	
					181-36-6399.00-041-691000		TRAINER SUPPLIES	10.98	
					181-36-6399.00-041-691000		TRAINER SUPPLIES	2,119.38	
					181-36-6399.00-041-691000		TRAINER SUPPLIES	30.63	
							Check 021670 Total:	6,228.72	
021671	01-23-2026		02628	ATHLETIC SUPPLY, IN	181-36-6399.00-001-691000	C	PO025385 FB UNIFORM PANTS	4,997.00	N
					181-36-6399.00-001-691000		PO025435 FOOTBALL EQUIP	2,235.50	
							Check 021671 Total:	7,232.50	
021672	01-23-2026		02752	IDEA PUBLIC SCHOOL	181-36-6412.00-041-691000	C	Boys and Girls XC Meet Fees	200.00	N
021673	01-23-2026		02852	SAN ISIDRO I.S.D	181-36-6412.00-001-691000	C	Dec4-6 HS San Isidro BB Tour	350.00	N
021674	01-23-2026		03175	LAKESHORE LEARNIN	166-11-6399.00-102-636000	C	INSTRUCTI MATERIALS NEE	2,174.95	N

Check Nbr	Check Date	Credit Memo	Vend Nbr	Payee	Fnd-Fnc-Obj.So-Org-Prog	Typ Cd	Reason	Amount	EFT
021675	01-23-2026		03214	VALERIE YBARRA	199-41-6399.00-701-699000	C	Sweaters/Board Members/Sup	25.00	N
					199-41-6399.00-702-699000		Sweaters/Board Members/Sup	200.00	
							Check 021675 Total:	225.00	
021676	01-23-2026		03276	TRIPLE-S STEEL HOLD	162-11-6399.00-001-622000	C	welding class resources	450.03	N
					162-11-6399.00-001-622000		Welding Class Supplies	1,568.08	
							Check 021676 Total:	2,018.11	
021677	01-23-2026		03293	ARBITERSORTS LLC	181-36-6399.00-001-691000	C	ALL SPORT OFFICIALS	777.50	N
					181-36-6399.00-041-691000		ALL SPORT OFFICIALS	777.50	
							Check 021677 Total:	1,555.00	
021678*	01-22-2026		03301	AMAZON CAPITAL SER	199-11-6399.00-102-611000	D	WRONG AMOUNT	-801.19	N
	01-23-2026		03301	AMAZON CAPITAL SER	199-11-6399.00-102-611000	C	Supplies and Microphones	801.19	
							Check 021678 Total:	.00	
021679	01-23-2026		03390	ASCEND LEARNING H	244-11-6399.00-001-622000	C	cte program IBC's phlebotomy	3,195.00	N
021680	01-23-2026		03489	Massey Services	101-35-6249.00-999-699000	C	INSPECTION AND PEST CON	55.00	N
					101-35-6249.00-999-699000		INSPECTION AND PEST CON	55.00	
					101-35-6249.00-999-699000		INSPECTION AND PEST CON	55.00	
					101-35-6249.00-999-699000		INSPECTION AND PEST CON	55.00	
							Check 021680 Total:	220.00	
021681	01-23-2026		03499	U.S. BANK NATIONAL A	181-36-6411.00-001-691000	C	Jan-Feb HS Boy BB Meal Req	35.96	N
					181-36-6411.00-001-691000		Jan-Feb HS Boy BB Meal Req	35.96	
					181-36-6411.00-001-691000		Jan-Feb HS Boy BB Meal Req	30.76	
					181-36-6411.00-001-691000		HS Girls 25-26 BB Meal Reque	26.55	
					181-36-6411.00-001-691000		HS Girls 25-26 BB Meal Reque	21.25	
					181-36-6411.00-001-691000		Nov 20-22 Meals Tourney BB	91.16	
					181-36-6411.00-041-691000		12/14 DIN MS Girls BB vs Ray	23.61	
					181-36-6411.00-041-691000		1/15 DIN Girl MS BB vs Frontie	27.00	
					181-36-6411.00-041-691000		MS Boys 25-26 BB Meal Requ	23.83	
					181-36-6411.00-041-691000		MS Boys 25-26 BB Meal Requ	26.97	
					181-36-6412.00-001-691000		Jan-Feb HS Boy BB Meal Req	125.86	
					181-36-6412.00-001-691000		Jan-Feb HS Boy BB Meal Req	161.82	
					181-36-6412.00-001-691000		Jan-Feb HS Boy BB Meal Req	106.35	
					181-36-6412.00-001-691000		HS Girls 25-26 BB Meal Reque	105.48	
					181-36-6412.00-001-691000		HS Girls 25-26 BB Meal Reque	63.00	
					181-36-6412.00-001-691000		Nov 20-22 Meals Tourney BB	387.85	
					181-36-6412.00-041-691000		12/14 DIN MS Girls BB vs Ray	114.28	
					181-36-6412.00-041-691000		1/15 DIN Girl MS BB vs Frontie	171.00	
					181-36-6412.00-041-691000		MS Boys 25-26 BB Meal Requ	123.25	
					181-36-6412.00-041-691000		MS Boys 25-26 BB Meal Requ	215.76	
					199-11-6399.00-001-611000		Blazers for Conjunto Perform.	815.95	
					199-11-6497.00-041-611000		Recognizing teachers and staff	297.70	
					199-11-6497.00-041-611000		Canned Food Drive	90.22	
					199-31-6399.00-001-699000		MENTAL HEALTH DAY	121.23	
					199-41-6499.00-750-699000		Open PO dist. Staff Mtg.	411.76	
							Check 021681 Total:	3,654.56	

* indicates voided checks

Check Nbr	Check Date	Credit Memo	Vend Nbr	Payee	Fnd-Fnc-Obj.So-Org-Prog	Typ Cd	Reason	Amount	EFT
021682	01-23-2026		03503	Bench Daddy LLC	181-36-6399.00-001-691000	C	HS GIRLS POWERLIFT BENC	1,740.00	N
021683	01-23-2026		03507	TITAN SUPPORT SYST	181-36-6399.00-001-691000 181-36-6399.00-001-691000 181-36-6399.00-001-691000	C	PHS BOYS POWERLIFTING E PHS BOYS POWERLIFTING E GIRLS POWERLIFT EQUIP/A	412.50 212.50 2,115.00	N
Check 021683 Total:								2,740.00	
021684	01-23-2026		03509	COMMON LIT, INC.	211-11-6399.00-041-630000	C	English Program 1yr	3,550.00	N
021685	01-23-2026		03512	BLUETRITON BRANDS	181-36-6269.00-999-691000 181-36-6269.00-999-691000 199-41-6269.00-750-699000 199-41-6269.00-750-699000 199-51-6269.00-999-623000 199-51-6269.00-999-623000 199-53-6269.00-999-699000 199-53-6269.00-999-699000 199-61-6269.00-001-600000 199-61-6269.00-001-600000	C	Sep-Nov 5 gal Water Delivery Sep-Nov 5 gal Water Delivery Sep-Nov 5 gal Water Delivery Sep-Nov 5 gal Water Delivery Sep-Nov 5 gal Water Delivery Sep-Nov 5 gal Water Delivery Sep-Nov 5 gal Water Delivery Sep-Nov 5 gal Water Delivery Sep-Nov 5 gal Water Delivery Sep-Nov 5 gal Water Delivery	48.48 58.06 48.46 58.06 48.46 58.06 48.46 58.06 48.46 59.06	N
Check 021685 Total:								533.62	
021686	01-23-2026		01195	WHATABURGER INC.	181-36-6411.00-001-691000 181-36-6411.00-041-691000 181-36-6412.00-001-691000 181-36-6412.00-041-691000 199-11-6499.00-001-611000 199-36-6411.00-001-699017 199-36-6412.00-001-699017	C	PHS VB MEAL VS ROBINDAL po025699 dtms xc boys meals PHS VB MEAL VS ROBINDAL po025699 dtms xc boys meals STAAR MONITOR MEALS band @ rio hondo fbgame band @ rio hondo fbgame	31.00 49.50 112.25 249.00 140.25 42.12 282.88	N
Check 021686 Total:								907.00	
021687	01-23-2026		02753	SOUTH TEXAS AGRICU	162-11-6411.00-001-622019	C	STAR parking fees	40.00	N
021688	01-23-2026		03214	VALERIE YBARRA	181-00-2110.00-000-600000	C	po025651 phs decals varsity	765.00	N
021689	01-23-2026		03301	AMAZON CAPITAL SER	199-11-6399.00-102-611000	C	po026305 campus microphone	801.19	N
021690	01-23-2026		02950	ISMAEL GARCIA	199-51-6249.00-999-699000	C	Controller on air handler @HS	9,900.00	N
021692	01-23-2026		02537	RAYMONDVILLE GOLF	181-36-6412.00-001-691000	C	1/28 Lyford Boy Golf Entry Fee	125.00	N
021693	01-23-2026		03417	RIO GRANDE VALLEY	181-36-6412.00-001-691000	C	1/27 RGVGCA HS Golf Invite F	175.00	N
021694	01-30-2026		00121	CED	199-51-6319.00-999-699000	C	Lights needed for Bus Barn	1,150.88	N
021695	01-30-2026		00258	DELCA FOODS	162-11-6411.00-001-622019 162-11-6412.00-001-622000	C	Citrus Valley Show meals Citrus Valley Show meals	21.57 46.74	N
Check 021695 Total:								68.31	
021696	01-30-2026		00314	EDMENTUM, INC	164-11-6399.00-001-624000	C	CreditRecovery Program Licen	24,100.00	N

Check Nbr	Check Date	Credit Memo	Vend Nbr	Payee	Fnd-Fnc-Obj.So-Org-Prog	Typ Cd	Reason	Amount	EFT
					101-35-6341.00-999-699000		Dec-Feb Fresh Fruit & Veggies	541.00	
					101-35-6341.00-999-699000		Dec-Feb Fresh Fruit & Veggies	574.75	
					101-35-6341.00-999-699000		Dec-Feb Fresh Fruit & Veggies	432.50	
					101-35-6341.00-999-699000		Dec-Feb Fresh Fruit & Veggies	343.50	
					101-35-6341.00-999-699000		Dec-Feb Fresh Fruit & Veggies	403.00	
	01-30-2026	0000026276	00732	NICHO PRODUCE COM	101-35-6341.00-999-699000	M	PO026276 MISSING ITEM	-78.00	
					101-35-6341.00-999-699000		PO026276 MISSING ITEM	-234.00	
					101-35-6341.00-999-699000		PO026276 MISSING ITEM	-234.00	
					101-35-6341.00-999-699000		PO026276 MISSING ITEM	-27.50	
					101-35-6341.00-999-699000		PO026276 BAD PRODUCE	-59.00	
							Check 021702 Total:	9,473.69	
021703	01-30-2026		00765	O'REILLY AUTO PARTS	199-51-6319.00-999-699000	C	A/C Bands for Dist wide use	425.52	N
021704	01-30-2026		00856	RAY CANO	199-51-6399.00-999-699000	C	Ink for bus barn office	259.62	N
021705	01-30-2026		01073	TEXAS GAS SERVICE	101-35-6259.00-999-699000	C	GAS SERVICES DEC 2025-JA	451.98	N
					101-35-6259.00-999-699000		GAS SERVICES DEC 2025-JA	450.75	
					101-35-6259.00-999-699000		GAS SERVICES DEC 2025-JA	1.49	
					101-35-6259.00-999-699000		GAS SERVICES DEC 2025-JA	255.59	
					101-35-6259.00-999-699000		GAS SERVICES DEC 2025-JA	255.59	
					101-35-6259.00-999-699000		GAS SERVICES DEC 2025-JA	1.49	
					101-35-6259.00-999-699000		GAS SERVICES DEC 2025-JA	279.25	
					101-35-6259.00-999-699000		GAS SERVICES DEC 2025-JA	312.85	
					101-35-6259.00-999-699000		GAS SERVICES DEC 2025-JA	1.49	
					101-35-6259.00-999-699000		GAS SERVICES DEC 2025-JA	365.16	
					101-35-6259.00-999-699000		GAS SERVICES DEC 2025-JA	375.04	
					101-35-6259.00-999-699000		GAS SERVICES DEC 2025-JA	1.49	
					101-35-6259.00-999-699000		GAS SERVICES DEC 2025-JA	356.26	
					101-35-6259.00-999-699000		GAS SERVICES DEC 2025-JA	364.00	
					101-35-6259.00-999-699000		GAS SERVICES DEC 2025-JA	1.49	
					199-51-6259.00-999-699000		Sept-Nov DTMS Gas Services	278.00	
					199-51-6259.00-999-699000		Sept-Nov DTMS Gas Services	1.49	
					199-51-6259.00-999-699000		Dec-Feb. DTMS Gas Services	268.67	
							Check 021705 Total:	4,022.08	
021706	01-30-2026		01133	UNIFIRST CORPORATI	101-35-6269.00-999-699000	C	Dec-Feb Uniform/Supply Renta	353.70	N
					101-35-6269.00-999-699000		Dec-Feb Uniform/Supply Renta	345.23	
					101-35-6269.00-999-699000		Dec-Feb Uniform/Supply Renta	345.23	
					101-35-6269.00-999-699000		Dec-Feb Uniform/Supply Renta	345.23	
					101-35-6269.00-999-699000		Dec-Feb Uniform/Supply Renta	345.23	
							Check 021706 Total:	1,734.62	
021707	01-30-2026		01438	PIZZA PROPERTIES, IN	162-11-6411.00-001-622019	C	Citrus Valley Show meals	26.67	N
					162-11-6412.00-001-622000		Citrus Valley Show meals	53.34	
							Check 021707 Total:	80.01	
021708	01-30-2026		01953	RAISING CANE'S REST	199-11-6499.00-001-611000	C	STAAR MONITOR MEALS	179.80	N

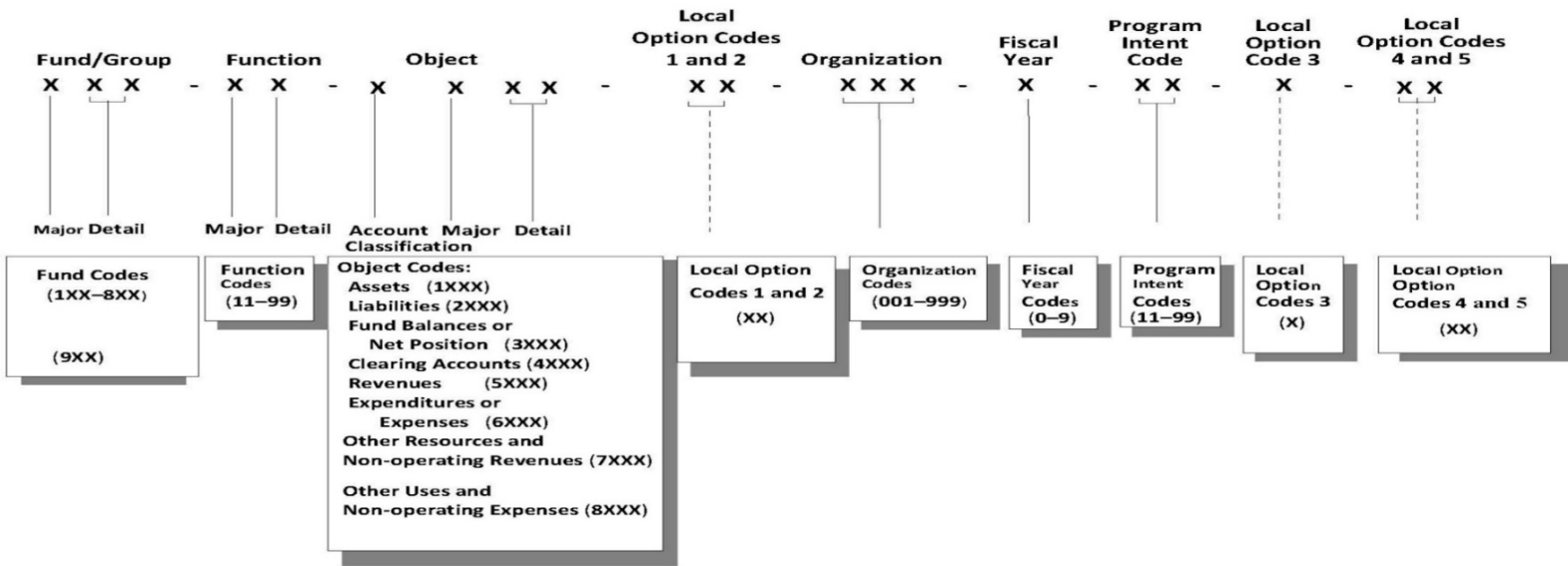
Check Nbr	Check Date	Credit Memo	Vend Nbr	Payee	Fnd-Fnc-Obj.So-Org-Prog	Typ Cd	Reason	Amount	EFT
021709	01-30-2026		02242	CENTER STONE SERVI	101-35-6249.00-999-699000	C	WATER HEATER REPLACEM	9,983.23	N
					199-51-6249.00-999-699000		Damage on Pipe Hs Nurse Off.	305.00	
					199-51-6249.00-999-699000		Install 2 glass doors @Tech	2,541.71	
					199-51-6249.00-999-699000		Remove/Install water heater	2,996.45	
					199-51-6249.00-999-699000		Damage on Pipe Hs Nurse Off.	1,445.00	
					429-81-6620.00-999-699046		Removeable I/C rim cylinder	2,685.35	
							Check 021709 Total:	19,956.74	
021710	01-30-2026		02554	ARNOLD OIL COMPAN	199-51-6319.00-999-699000	C	Def Fluid for Dist. Buses	360.30	N
021711	01-30-2026		02883	LMG Sales Inc.	199-51-6319.00-999-699000	C	Drive belt for dist. Mower	90.00	N
021712	01-30-2026		02954	EMS LINQ, LLC	101-35-6499.00-999-699000	C	FOOD SERV DEPT WEBPAG	7,299.48	N
021713	01-30-2026		02976	GOLD STAR FOODS	101-35-6341.00-999-699000	C	Sep-Nov USDA Commodity/St	285.00	N
021714	01-30-2026		03010	Germain Juan	199-51-6249.00-999-699000	C	Fix Rooftop by PEC Cafeteria	2,625.00	N
021715	01-30-2026		03061	FEYTORIA INVESTMEN	162-11-6411.00-001-622019	C	New Year showdown meals	26.79	N
					162-11-6412.00-001-622000		New Year showdown meals	43.95	
							Check 021715 Total:	70.74	
021716	01-30-2026		03174	HILAND DAIRY FOODS	101-35-6341.00-999-699000	C	JAN-FEB 2026 DAIRY/JUICE	297.68	N
					101-35-6341.00-999-699000		JAN-FEB 2026 DAIRY/JUICE	119.25	
					101-35-6341.00-999-699000		JAN-FEB 2026 DAIRY/JUICE	286.67	
					101-35-6341.00-999-699000		JAN-FEB 2026 DAIRY/JUICE	205.71	
					101-35-6341.00-999-699000		JAN-FEB 2026 DAIRY/JUICE	211.36	
					101-35-6341.00-999-699000		JAN-FEB 2026 DAIRY/JUICE	163.76	
					101-35-6341.00-999-699000		JAN-FEB 2026 DAIRY/JUICE	188.11	
					101-35-6341.00-999-699000		JAN-FEB 2026 DAIRY/JUICE	188.11	
					101-35-6341.00-999-699000		JAN-FEB 2026 DAIRY/JUICE	238.40	
					101-35-6341.00-999-699000		JAN-FEB 2026 DAIRY/JUICE	189.07	
					101-35-6341.00-999-699000		JAN-FEB 2026 DAIRY/JUICE	346.80	
					101-35-6341.00-999-699000		JAN-FEB 2026 DAIRY/JUICE	126.00	
					101-35-6341.00-999-699000		JAN-FEB 2026 DAIRY/JUICE	233.70	
					101-35-6341.00-999-699000		JAN-FEB 2026 DAIRY/JUICE	296.35	
					101-35-6341.00-999-699000		JAN-FEB 2026 DAIRY/JUICE	226.51	
					101-35-6341.00-999-699000		JAN-FEB 2026 DAIRY/JUICE	203.55	
					101-35-6341.00-999-699000		JAN-FEB 2026 DAIRY/JUICE	98.32	
					101-35-6341.00-999-699000		JAN-FEB 2026 DAIRY/JUICE	398.12	
					101-35-6341.00-999-699000		JAN-FEB 2026 DAIRY/JUICE	297.43	
					101-35-6341.00-999-699000		JAN-FEB 2026 DAIRY/JUICE	79.50	
					101-35-6341.00-999-699000		JAN-FEB 2026 DAIRY/JUICE	229.63	
					101-35-6341.00-999-699000		JAN-FEB 2026 DAIRY/JUICE	197.61	
					101-35-6341.00-999-699000		JAN-FEB 2026 DAIRY/JUICE	187.86	
					101-35-6341.00-999-699000		JAN-FEB 2026 DAIRY/JUICE	258.68	
					101-35-6341.00-999-699000		JAN-FEB 2026 DAIRY/JUICE	236.38	
					101-35-6341.00-999-699000		JAN-FEB 2026 DAIRY/JUICE	211.11	
					101-35-6341.00-999-699000		JAN-FEB 2026 DAIRY/JUICE	211.08	
					101-35-6341.00-999-699000		JAN-FEB 2026 DAIRY/JUICE	285.08	

Check Nbr	Check Date	Credit Memo	Vend Nbr	Payee	Fnd-Fnc-Obj.So-Org-Prog	Typ Cd	Reason	Amount	EFT
					101-35-6341.00-999-699000		JAN-FEB 2026 DAIRY/JUICE	321.11	
					101-35-6341.00-999-699000		JAN-FEB 2026 DAIRY/JUICE	119.25	
					101-35-6341.00-999-699000		JAN-FEB 2026 DAIRY/JUICE	346.26	
					101-35-6341.00-999-699000		JAN-FEB 2026 DAIRY/JUICE	313.39	
					101-35-6341.00-999-699000		JAN-FEB 2026 DAIRY/JUICE	399.80	
					101-35-6341.00-999-699000		JAN-FEB 2026 DAIRY/JUICE	349.22	
					101-35-6341.00-999-699000		JAN-FEB 2026 DAIRY/JUICE	398.45	
					101-35-6341.00-999-699000		JAN-FEB 2026 DAIRY/JUICE	286.22	
					101-35-6341.00-999-699000		JAN-FEB 2026 DAIRY/JUICE	350.03	
					101-35-6341.00-999-699000		JAN-FEB 2026 DAIRY/JUICE	311.24	
							Check 021716 Total:	9,406.80	
021717	01-30-2026		03253	GONZALEZ, SANDRA L	101-35-6299.00-999-699000	C	SFM TRAINING	850.00	N
021718	01-30-2026		03301	AMAZON CAPITAL SER	181-36-6497.00-001-691000	C	AR CERTIFICATES	224.95	N
					199-51-6319.00-999-699000		Admin Cust. rain protection	57.49	
					199-51-6399.00-999-699000		Supplies needed for CTR Rcvd	413.27	
					199-51-6399.00-999-699000		Supplies needed for CTR Rcvd	39.27	
							Check 021718 Total:	734.98	
021719	01-30-2026		03339	RUSH TRUCK CENTER	199-34-6249.00-999-699000	C	Bus #37 repair loose wires	389.00	N
					199-34-6249.00-999-699000		Bus #43 needs filters change	633.94	
					199-34-6249.00-999-699000		Bus #37 needs filters change	824.94	
					199-34-6249.00-999-699000		Bus #6 air bags are leaking	2,151.30	
					199-34-6249.00-999-699000		Bus #35 needs filters change	401.84	
					199-34-6249.00-999-699000		Bus #35 brakes not working	1,546.97	
					199-34-6249.00-999-699000		Fix brakes on bus #34	958.30	
							Check 021719 Total:	6,906.29	
021720	01-30-2026		03400	IMPERIAL BAG & PAPE	101-35-6342.00-999-699000	C	NON-FOOD SUPPLIES	1,980.70	N
					101-35-6342.00-999-699000		NON-FOOD SUPPLIES	222.48	
					101-35-6342.00-999-699000		NON-FOOD SUPPLIES	2,670.63	
					101-35-6342.00-999-699000		NON-FOOD SUPPLIES	2,581.63	
					101-35-6342.00-999-699000		NON-FOOD SUPPLIES	2,735.82	
					199-51-6319.00-001-699000		Toilet + Paper towels	3,001.00	
							Check 021720 Total:	13,192.26	
021721	01-30-2026		03419	W.W. GRAINGER, INC	199-51-6319.00-999-699000	C	Parts/Materials Sept-Nov 2025	822.60	N
					199-51-6319.00-999-699000		Parts/Materials Sept-Nov 2025	74.57	
					199-51-6319.00-999-699000		Parts/Materials Sept-Nov 2025	86.63	
							Check 021721 Total:	983.80	
021722	01-30-2026		03489	Massey Services	101-35-6299.00-999-699000	C	INSPECTION AND PEST CON	55.00	N
					101-35-6299.00-999-699000		INSPECTION AND PEST CON	75.00	
					101-35-6299.00-999-699000		INSPECTION AND PEST CON	55.00	
					101-35-6299.00-999-699000		INSPECTION AND PEST CON	55.00	
					101-35-6299.00-999-699000		INSPECTION AND PEST CON	55.00	
							Check 021722 Total:	295.00	
021723	01-30-2026		03521	LEONEL BARRERA III	199-36-6412.00-001-699017	C	Student Audition Fees 12-6-25	30.00	N

Check Nbr	Check Date	Credit Memo	Vend Nbr	Payee	Fnd-Fnc-Obj.So-Org-Prog	Typ Cd	Reason	Amount	EFT
021724	01-30-2026		01114	TRACTOR SUPPLY CO	244-11-6399.00-001-622000	C	purchase of ffa supplies	332.02	N
021725	01-30-2026		01114	TRACTOR SUPPLY CO	244-11-6399.00-001-622000	C	supplies for animal projects	454.92	N
021726	01-30-2026		01148	WEX BANK	181-36-6411.00-001-691000	C	Nov 20-22 TASC0 Conf Gas C	292.14	N
021727	01-30-2026		02163	RIO HONDO ISD	181-36-6412.00-001-691000	C	2/5 Bobcat Powerlifting Fee	600.00	N
021728	01-30-2026		02537	RAYMONDVILLE GOLF	181-36-6412.00-001-691000	C	2/4 Raymondville/La Sara Golf	125.00	N
021729	01-30-2026		02950	ISMAEL GARCIA	199-51-6249.00-999-699000	C	Remove&Replace ton Compre	5,488.00	N
021730	01-30-2026		00864	REGION I E.S.C.	165-13-6239.00-001-625000 165-13-6239.00-041-625000	C	Region1/ESC Services/ESL Region1/ESC Services/ESL	2,500.00 2,500.00	N
							Check 021730 Total:	5,000.00	
021731	01-30-2026		02569	EDCOUCH-ELSA I.S.D.	181-36-6412.00-001-691000	C	1/31 EEISD Jacket Quad Meet	400.00	N
021732	01-30-2026		02992	SAM'S CLUB/SYNCHRO	199-41-6399.00-701-699000 199-41-6399.00-701-699000 199-61-6499.00-041-699000	C	PD/Staff/Admin Meetings PD/Staff/Admin Meetings LITERACY NIGHT 1/29/26	592.13 204.43 111.16	N
							Check 021732 Total:	907.72	
							Grand Totals:	638,445.36	

End of Report

The Accounting Code Structure



Funds # 1		95	Payments to JJAEP	6419	Travel, Non-Employees (Parents, Board)
100 General Fund		Objects # 3		6429	Insurance Cost
101	Child Nutrition Program (CNP)	6100 Payroll Cost		6491	Public Notice
161	Gifted and Talented	6112	Salaries for Substitute Teachers	6492	Royalties
162	Career & Technology	6118	Professional Stipend	6495	Memberships
163	Special Education	6119	Salaries, Professional	6497	Awards
164	State Comp Education	6122	Salaries, Support Staff Substitutes, I	6499	Miscellaneous Expenses (Fees, etc)
165	Bilingual Comp Education	6129	Salaries, Paraprofessional & Support Staff	6600 Capital and Equipment	
166	Early Education Allotment PK-3			6629	Facilities and Construction
181	Athletics	Other Payroll Cost		6631	Vehicles, Unit Cost >\$5,000
199	General Fund	6139	Employee Allowances	6639	Furniture, Equipment, Software Unit Cost >\$5,000
200-400 Special Revenues Fund		6141	Social Security/Medicare	Organization # 5	
211	ESSA, Title I Part A	6142	Group Health Insurance	001	High School
212	Title I, Part C Migrant	6143	Workers Compensation	041	DTMS
224	IDEA-B Formula	6144	TRS On-Behalf Payments	102	Progreso Early Childhood
225	IDEA-B Preschool	6145	Unemployment Compensation	104	Progreso Elementary
255	Title II A, Teacher & Principal	6146	Teacher Retirement	699	Summer School
263	Title III, LEP	6149	Employee Benefits	701	Superintendent
274	Gear UP Revenue	6200 Professional & Contracted Services		702	School Board
289	Title IV, Part A-SSAEP	6211	Legal Services	750	Business Office
600 Capital Projects Fund		6212	Audit Services	999	District Wide
860 Agency Funds		6214	Lobbying Expenses	Program Intent Codes # 7	
863	Payroll Clearing Fund	6219	Professional Services (Certified Drs., Architects)	11	Basic Educational Services
865	Student Activity Fund	6221	Staff Tuition & Fees	21	Gifted and Talented
Function # 2		6223	Student Tuition-Other than Public Schools	22	Career & Technology
Instructional & Instructional Related Services		6239	Region One Education Services Center	23	Special Education
11	Instruction	6249	Contracted Maintenance & Repair	24	State Comp Education
12	Instructional Resources & Media Srv	6259	Utilities	25	Bilingual
13	Curriculum Development & Instructional Staff Development	6269	Rentals-Operating Leases (Copies, Equipment, etc.)	26	Basic Service AEP/Enhanced Service Dyslexia
Instruction and School Leadership		6291	Consultants (Best Practices, Improvement)	28	Basic Service DAEP
21	Instructional Administration	6296	Travel, Reg. Fees, Prepaid	30	Title I Part A
23	Campus Leadership	6297	Travel, Rep. Fees, Virtual Event	31	High School Allotment
Support Services - Students		6299	Miscellaneous Contracted Services	32	Prekindergarten
31	Counseling Services	6300 Supplies & Materials		33	Prekindergarten-Special Education
32	Social Work Services	6311	Gasoline & Other Fuels	34	Prekindergarten-Compensatory Education
33	Health Services	6319	Maintenance & Repair Supplies	35	Prekindergarten-Bilingual Education
34	Student Transportation	6321	Textbooks/Instructional Materials District Purchased	36	Early Education Allotment
35	Food Service	6329	Reading Materials, Library Books, Subscriptions	37	Dyslexia
36	Cocurricular/Extracurricular Activities	6339	Testing Materials	38	CCMR
Other Functions		6341	Food (CNP ONLY)	91	Athletics
41	General Administration	6342	Non-Food (CNP ONLY)	99	Miscellaneous
51	Plant Maintenance & Operations	6344	USDA Commodities (CNP ONLY)	Optional Code # 8	
52	Security & Monitoring Services	6396	Equipment (Taggable >\$500)	7	UIL
53	Data Processing Services	6399	Supplies & Materials	16	Fresh Fruits & Vegetables
61	Community Services	6400 Other Operating Cost & Travel		17	Band
81	Facilities, Acquisition, & Construction	6411	Travel, Staff	80	DTMS Roof
93	Payments to Fiscal Agent of SSA	6412	Travel, Students	82	Plumbing

F2

Investment Report

**Progreso ISD
Investment Report
January 2026
2025-2026**

		1/1/2026	Additions	Deletions	Current	1/31/2026	1/31/2026	
Investment Pool	TYPE	Balance	Deposits	Withdrawals	Earnings	Balance	Market Value	Rate
TEX POOL	Local Maintenance	6,272,940	-	-	19,765	6,292,705	6,292,705	0.3151%
LoneStar	Local Maintenance	3,101,555	-	-	9,737	3,111,292	3,111,292	0.3139%
Totals		9,374,495	-	-	29,502	9,403,997	9,403,997	

Participant #: 108910

Lone Star™ January 2026
Investment Pool **Monthly Statement**

Statement Period: 01/01/2026 to 01/31/2026

Juan Hernandez
Progreso ISD
PO Box 610
Progreso, Texas 78579



Summary of Portfolio Holdings

Account	Fund	Number of Shares	Price Per Share	Account Balance	% Port.
General Fund	Government Overnight Fund	3,111,292.09	1.00	3,111,292.09	100.00%
Totals:				3,111,292.09	

Totals

Fund	Yield	Share Quantity	Price Per Share	Fund Balance (USD)	% Port.
Corporate Overnight Fund	0.00 %	0.00	1.00	0.00	0.00 %
Government Overnight Fund	3.70 %	3,111,292.09	1.00	3,111,292.09	100.00 %
Corporate Overnight Plus Fund	0.00 %	0.00	1.00	0.00	0.00 %
Total Value:				3,111,292.09	100.00 %

Portfolio Transactions

General Fund - Government Overnight Fund

Settle Date	Trade Type	Share Balance	Number of Shares	Price/Share	Amount (USD)
01/01/2026	Starting Balance	3,101,555.24			3,101,555.24
01/30/2026	Interest	3,111,292.09	9,736.85	1.00	9,736.85
01/31/2026	Ending Balance	3,111,292.09			3,111,292.09

Important Information about this statement

Please review this statement carefully, it is the official record of your account with Lone Star Investment Pool and First Public, LLC. If you disagree with any transaction, or if there are any errors or omissions in this statement please notify us promptly in writing, but no later than 10 business days after receipt of this statement. Trades pending settlement will not appear on this statement. All such trades will appear in the next monthly statement. The yield for the period is an annualized rate that reflects the relationship between the average amount of income earned and the average daily balance for the account. Please notify First Public promptly and in writing of any changes of address or phone number. Times of transactions will be furnished upon written request. The Lone Star Investment Pool Information Statement should be read carefully before investing. Investors should consider the investment objectives, risks, charges and expenses associated with municipal fund securities before investing. All transactions are no load. No remuneration has, or will be, paid to any entity in connection with this transaction. An investor may obtain an Information Statement by contacting First Public at the address and phone number identified above. An investment in Lone Star investment Pool is not insured or guaranteed by the Federal Deposit Insurance Corporation ("FDIC") or any other government agency and although Lone Star Investment Pool seeks to preserve the value of the investment at a fixed share price, it is possible to lose money by investing in municipal fund securities.



ROGRESO ISD
 OCAL MAINTENANCE
 TTN JUAN HERNANDEZ
 O BOX 610
 ROGRESO TX 78579-0610

Participant Statement

Statement Period 01/01/2026 - 01/31/2026

Customer Service 1-866-TEX-POOL
Location ID 000077733
Investor ID 000006906

exPool Update

Stay informed with the latest market perspective from our portfolio managers and strategists by visiting the Insights page of exPool.com.

TexPool Summary

Pool Name	Beginning Balance	Total Deposits	Total Withdrawals	Total Interest	Current Balance	Average Balance
Texas Local Government Investment Pool	\$6,272,939.61	\$0.00	\$0.00	\$19,764.91	\$6,292,704.52	\$6,274,214.77
Total Dollar Value	\$6,272,939.61	\$0.00	\$0.00	\$19,764.91	\$6,292,704.52	

Portfolio Value

Pool Name	Pool/Account	Market Value (01/01/2026)	Share Price (01/31/2026)	Shares Owned (01/31/2026)	Market Value (01/31/2026)
Texas Local Government Investment Pool	449/1080300002	\$6,272,939.61	\$1.00	6,292,704.520	\$6,292,704.52
Total Dollar Value		\$6,272,939.61			\$6,292,704.52

Interest Summary

Pool Name	Pool/Account	Month-to-Date Interest	Year-to-Date Interest
Texas Local Government Investment Pool	449/1080300002	\$19,764.91	\$19,764.91
Total		\$19,764.91	\$19,764.91

Transaction Detail

Texas Local Government Investment Pool

Participant: PROGRESO ISD

Pool/Account: 449/1080300002

Transaction Date	Settlement Date	Transaction Description	Transaction Dollar Amount	Share Price	Shares This Transaction	Shares Owned
1/01/2026	01/01/2026	BEGINNING BALANCE	\$6,272,939.61	\$1.00		6,272,939.610
1/30/2026	01/30/2026	MONTHLY POSTING	\$19,764.91	\$1.00	19,764.910	6,292,704.520
Account Value as of 01/31/2026			\$6,292,704.52	\$1.00		6,292,704.520

F3

Tax Collection

PABLO "PAUL" VILLARREAL JR., ASSESSOR & COLLECTOR
 PROGRESO I.S.D. TAXES COLLECTED FOR:
 JANUARY 2026

COMPARATIVE RATE OF COLLECTIONS

PROGRESO I.S.D. SPR - 50	ORIGINAL TAX LEVY	COLLECTED TO DATE	DROPPED YRS AFTER PURGE	MODIF. TO DATE	TAXES OUTSTANDING	PERCENT 2025/2026	COLLECTED 2024/2025
2025 TAX ROLL	3,921,906.53	2,187,601.73	0.00	(193,879.83)	1,540,424.97	58.68%	67.18%
2024 & PRIOR YRS ROLLBACK	669,390.71 0.00	118,806.83 6,343.17	0.00 0.00	(20,557.89) 12,049.28	530,025.99 5,706.11	18.31% 52.64%	21.62% 100.00%
TOTALS	4,591,297.24	2,312,751.73	0.00	(202,388.44)	2,076,157.07		

BREAKDOWN OF TAX COLLECTIONS AND FEES FOR THE MONTH OF JANUARY 2026

	PROGRESO ISD	MONTHLY MODIFICATIONS
CURRENT YEAR-BASE TAX	1,020,917.87	(11,644.93) CURRENT
CURRENT YEAR-P&I	0.00	
PRIOR YEARS-BASE TAX	12,101.32	(14,955.00) PRIOR
PRIOR YEARS-P&I	4,593.31	
ROLLBACK	6,343.17	2,617.58 ROLLBACK
ROLLBACK P&I	0.00	
ATTORNEY FEES	4,757.89	0.00 PURGED
TOTAL COLLECTIONS	1,048,713.56	(23,982.35)
LESS TRANSFERRED	612,881.32	
LESS IN TRANSIT	434,152.78	
LESS DUE TO HCAD COMM FEES	85.46	
LESS DUE TO CO TREASURER	1,594.00	
LESS TRANSFER FROM LAST MONTH	0.00	
BALANCE	0.00	

*****AFFIDAVIT*****

I, PABLO "PAUL" VILLARREAL JR., ASSESSOR-COLLECTOR OF TAXES FOR THE PROGRESO I.S.D., DO SOLEMNLY SWEAR THAT THE ABOVE STATEMENT OF TAXES COLLECTED BY ME FOR THE MONTH OF JANUARY 2026 IS CORRECT.

Pablo (Paul) Villarreal Jr.


 ASSESSOR-COLLECTOR OF TAXES FOR PROGRESO I.S.D., TEXAS



SWORN AND SUBSCRIBED BEFORE ME THIS 18TH DAY OF FEBRUARY 2026 A.D.

Jose E. Jaramillo

 NOTARY PUBLIC, HIDALGO COUNTY, TEXAS



F4

Budget Update

Obj / Func	Description	Annual Budget	YTD Actual	YTD Encumbrance	Variance	Percent To Total
REVENUES:						
5700	LOCAL REVENUES	2,952,584.25	-959,671.21	.00	1,992,913.04	8.81%
5800	STATE REVENUES	16,305,605.98	-9,471,296.66	.00	6,834,309.32	86.97%
5900	FEDERAL REVENUE	1,639,229.00	-459,585.86	.00	1,179,643.14	4.22%
5000	Total Revenues	20,897,419.23	-10,890,553.73	.00	10,006,865.50	100.00%
EXPENDITURES:						
11	INSTRUCTION	-10,023,628.00	3,235,421.04	54,459.64	-6,733,747.32	39.36%
12	INST. RESOURCES & MEDIA SVCS	-104,000.00	2,168.11	116.60	-101,715.29	.03%
13	CURRICULUM DEV.& INST.STF DEV	-101,237.25	22,937.70	6,875.00	-71,424.55	.28%
21	INSTRUCTIONAL LEADERSHIP	-174,100.00	48,844.41	1,116.06	-124,139.53	.59%
23	SCHOOL LEADERSHIP	-1,066,000.00	408,504.04	3,795.00	-653,700.96	4.97%
31	GUIDANCE & COUNSELING	-416,000.00	259,718.80	217.34	-156,063.86	3.16%
32	SOCIAL WORK SERVICES	.00	282.12	.00	282.12	.00%
33	HEALTH SERVICES	-218,400.00	89,085.89	366.98	-128,947.13	1.08%
34	PUPIL TRANSPORTATION	-795,600.00	323,364.63	68,174.71	-404,060.66	3.93%
35	FOOD SERVICES	-1,600,000.00	745,930.80	264,583.32	-589,485.88	9.07%
36	COCURR./EXTRACURR.ACTIVITIES	-1,363,813.00	506,709.15	134,118.26	-722,985.59	6.16%
41	GENERAL ADMINISTRATION	-1,102,400.00	439,693.09	133,543.36	-529,163.55	5.35%
51	PLANT MAINTENANCE & OPERATIONS	-4,284,800.00	1,647,258.33	793,985.22	-1,843,556.45	20.04%
52	SECURITY & MONITORING SERVICES	-483,600.00	223,453.11	1,717.60	-258,429.29	2.72%
53	DATA PROCESSING SERVICES	-384,800.00	148,673.63	20,197.62	-215,928.75	1.81%
61	COMMUNITY SERVICES	-176,800.00	68,487.84	3,908.73	-104,403.43	.83%
71	DEBT SERVICES	-90,480.00	.00	.00	-90,480.00	.00%
93	PAYMENTS TO FISCAL AGENTS\MBRS	-52,000.00	50,500.00	.00	-1,500.00	.61%
99	Other Intergovernmental Charge	-52,000.00	.00	.00	-52,000.00	.00%
6000	Total Expenditures	-22,489,658.25	8,221,032.69	1,487,175.44	-12,781,450.12	99.99%
	Total Operating Transfers	.00	.00			
3000	Fund Balance - January (Unaudited)	.00	.00			
3000	Year to Date Fund Balance (Unaudited)	-1,592,239.02	-2,669,521.04			

End of Report

Progreso ISD
Expenditure Report by Function and Campus
As of January 31, 2026

Campus	001				041			
	Budget	Encumbrance	Expenditures	(under)/Over	Budget	Encumbrance	Expenditures	(under)/Over
11	(3,070,899.38)	19,330.33	1,284,111.30	(1,767,457.75)	(1,814,046.66)	5,538.08	723,472.05	(1,085,036.53)
12	(400.00)	-	341.64	(58.36)	(7,600.00)	116.60	234.76	(7,248.64)
13	(13,181.00)	1,875.00	6,409.89	(4,896.11)	(6,750.00)	150.00	4,064.75	(2,535.25)
21	(64,086.28)	-	24.10	(64,062.18)	(1,900.00)	175.00	1,484.62	(240.38)
23	(336,332.41)	-	204,477.50	(131,854.91)	(231,026.69)	495.00	71,401.87	(159,129.82)
31	(82,822.50)	134.39	61,508.46	(21,179.65)	(24,213.25)	-	36,454.18	12,240.93
33	(77,510.50)	-	40,994.98	(36,515.52)	(11,899.50)	-	6,883.20	(5,016.30)
34	-	-	-	-	-	-	-	-
35	-	-	-	-	-	-	-	-
36	(546,540.12)	125,869.99	361,401.16	(59,268.97)	(208,807.00)	27,405.52	99,444.70	(81,956.78)
41	-	-	-	-	-	-	-	-
51	(229,627.40)	-	148,802.36	(80,825.04)	(107,638.00)	4,182.35	72,440.96	(31,014.69)
52	(91,445.60)	-	33,195.20	(58,250.40)	(23,466.14)	-	13,104.48	(10,361.66)
53	(1,000.00)	1,067.46	-	67.46	(2,000.00)	227.49	-	(1,772.51)
61	(54,477.20)	837.34	25,879.60	(27,760.26)	(55,154.20)	-	26,856.71	(28,297.49)
71	-	-	-	-	-	-	-	-
93	-	-	-	-	-	-	-	-
99	-	-	-	-	-	-	-	-
Grand Total	(4,568,322.39)	149,114.51	2,167,146.19	(2,252,061.69)	(2,494,501.44)	38,290.04	1,055,842.28	(1,400,369.12)

Campus	102				104			
	Budget	Encumbrance	Expenditures	(under)/Over	Budget	Encumbrance	Expenditures	(under)/Over
11	(2,124,654.62)	9,200.37	745,484.29	(1,369,969.96)	(1,384,464.31)	4,656.17	552,193.87	(827,614.27)
12	-	-	210.63	210.63	(1,000.00)	-	1,381.08	381.08
13	(6,500.00)	2,500.00	9,704.23	5,704.23	(74,806.25)	2,500.00	1,578.41	(70,727.84)
21	(3,000.00)	-	-	(3,000.00)	-	-	-	-
23	(133,973.69)	448.97	71,315.15	(62,209.57)	(58,446.21)	600.00	70,022.01	12,175.80
31	(23,263.25)	-	33,603.41	10,340.16	(17,644.59)	-	29,893.55	12,248.96
33	(52,117.51)	-	23,553.12	(28,564.39)	(41,261.19)	366.98	19,365.42	(21,528.79)
34	-	-	-	-	-	-	-	-
35	-	-	-	-	-	-	-	-
36	(4,363.00)	440.54	-	(3,922.46)	(22,350.00)	527.00	-	(21,823.00)
41	-	-	-	-	-	-	-	-
51	(102,698.80)	3,934.20	61,802.02	(36,962.58)	(111,633.20)	3,819.44	77,910.98	(29,902.78)
52	(23,466.14)	-	15,638.67	(7,827.47)	(28,612.72)	-	13,498.12	(15,114.60)
53	(110,728.00)	1,929.90	-	(108,798.10)	-	-	-	-
61	-	-	-	-	-	-	-	-
71	-	-	-	-	-	-	-	-
93	-	-	-	-	-	-	-	-
99	-	-	-	-	-	-	-	-
Grand Total	(2,584,765.01)	18,453.98	961,311.52	(1,604,999.51)	(1,740,218.47)	12,469.59	765,843.44	(961,905.44)

Progreso ISD Expenditure Report By Fund and Object Code

fund		obj code	appr amt	Accruals	encum amt	expend amt	Expenditures as of	PE 5 month	Total Expenditures	Balance	
Food Service											
	101	PAYROLL COST	6100	(768,000)	-	336,071	336,071	336,070.60	672,141	(95,859)	
	101	PROF & CONTRACTED SERV	6200	(101,000)	-	31,275	40,367	71,642	71,642	(29,358)	
	101	SUPPLIES	6300	(711,000)	-	233,308	329,239	562,547	562,547	(148,453)	
	101	OTHER COSTS	6400	(20,000)	-	-	7,299	7,299	7,299	(12,701)	
			6600	-	-	-	-	-	-	-	
				(1,600,000)	-	264,583	712,976	977,559	336,071	1,313,630	
		GIFTED AND TALENTED	obj code	appr amt	Accruals	encum amt	expend amt	Expenditures as of	PE 7 month	Total Expenditures	Balance
	161	PAYROLL	6100	-	-	-	-	-	-	-	-
	161	PROF & CONTRACTED SERV	6200	(12,147)	-	-	-	-	-	-	(12,147)
	161	SUPPLIES	6300	(12,146)	-	730	730	730	730	(11,416)	
	161	OTHER COSTS	6400	-	-	-	-	-	-	-	-
				(24,293)	-	730	-	730	-	730	(23,563)
		VOCATIONAL	obj code	appr amt	Accruals	encum amt	expend amt	Expenditures as of	PE 7 month	Total Expenditures	Balance
	162-22	PAYROLL COST	6100	(465,932)	-	-	231,274	231,274	323,783.78	555,058	89,126
	162-22	PROF & CONTRACTED SERV	6200	(52,865)	-	249	21,182	21,431	-	21,431	(31,435)
	162-22	SUPPLIES	6300	(46,309)	-	9,081	25,268	34,349	-	34,349	(11,960)
	162	OTHER COSTS	6400	(12,525)	-	7,227	3,144	10,371	-	10,371	(2,154)
	162	CAPITAL OUTLAY	6600	(29,578)	-	400	-	400	-	400	(29,178)
				(607,209)	-	16,957	280,868	297,425	323,784	621,609	14,400
		VOCATIONAL	obj code	appr amt	Accruals	encum amt	expend amt	Expenditures as of	PE 7 month	Total Expenditures	Balance
	162-38	PAYROLL COST	6100	(21,000)	-	-	17,749	17,749	-	17,749	(3,251)
	162-38	PROF & CONTRACTED SERV	6200	(21,581)	-	2,175	17,514	19,689	-	19,689	-
	162-38	SUPPLIES	6300	(11,969)	-	880	10,340	11,220	-	11,220	(749)
	162-38	OTHER COSTS	6400	-	-	-	-	-	-	-	-
	162-38	CAPITAL OUTLAY	6600	-	-	-	-	-	-	-	-
				(54,550)	-	-	-	-	-	48,658	(4,000)
		STATE SPECIAL	obj code	appr amt	Accruals	encum amt	expend amt	Expenditures as of	PE 7 month	Total Expenditures	Balance
	163	PAYROLL COST	6100	(1,281,397)	-	-	492,262	492,262	689,167.21	1,181,429	(99,968)
		PAYROLL TUTORIAL									
	163	PROF & CONTRACTED SERV	6200	(8,000)	-	12,325	5,465	17,790	-	17,790	9,790
	163	SUPPLIES	6300	(831)	-	831	-	831	-	831	(0)
	163	OTHER COSTS	6400	-	-	-	-	-	-	-	-
	163	CAPITAL OUTLAY	6600	-	-	-	-	-	-	-	-
			1,060,705.00	(1,290,228)	-	13,156	497,727	510,883	689,167	1,200,050	(90,178)
										139,345	
		STATE COMPENSATORY	obj code	appr amt	Accruals	encum amt	expend amt	Expenditures as of	PE 7 month	Total Expenditures	Balance
	164	PAYROLL COST	6100	(1,057,419)	-	-	316,493	316,493	443,090.63	759,584	(297,835)
		PAYROLL TUTORIAL									
	164	PROF & CONTRACTED SERV	6200	(5,900)	-	-	-	-	-	-	(5,900)
	164	SUPPLIES	6300	(85,419)	-	859	51,848	52,707	-	52,707	(32,712)
	164	OTHER COSTS	6400	(1,300)	-	-	-	-	-	-	(1,300)
	164	CAPITAL OUTLAY	6600	-	-	-	-	-	-	-	-
				(1,150,038)	-	859	368,342	369,201	443,091	812,291	(337,747)
		STATE BILINGUAL - Entitlement	obj code	appr amt	Accruals	encum amt	expend amt	Expenditures as of	PE 7 month	Total Expenditures	Balance
	165	PAYROLL COST	6100	(189,507)	-	-	67,312	67,312	94,237.49	161,550	(27,957)
	165	Payroll - Stipends	6100	-	-	-	-	-	-	-	-
	165	Payroll Tutorial summer	6100	-	-	-	-	-	-	-	-
	165	PROF & CONTRACTED SERV	6200	(9,975)	-	5,000	14,000	19,000	-	19,000	9,025
	165	SUPPLIES	6300	(12,234)	-	2,447	1,748	4,195	-	4,195	(8,039)
	165	OTHER COSTS	6400	-	-	-	-	-	-	-	-
		curriculum wrting		-	-	-	-	-	-	-	-
				(211,716)	-	7,447	83,060	90,507	94,237	184,745	(26,972)

EARLY ED ALLOTMENT		obj code	appr amt	Accruals	encum amt	expend amt	Expenditures as of	PE 7 month	Total Expenditures	Balance
166	PAYROLL COST	6100	(250,544)	-	-	81,796	81,796	114,514.93	196,311	(54,233)
	PROF & CONTRACTED SERV	6200	-	-	-	-	-	-	-	-
	Supplies	6300	(116,192)	-	-	2,475	2,475	-	2,475	(113,717)
		6400	-	-	-	-	-	-	-	-
		-	(366,736)	-	-	84,271	84,271	114,515	198,786	(167,950)
CO-CURRICULAR		obj code	appr amt	Accruals	encum amt	expend amt	Expenditures as of	PE 7 month	Total Expenditures	Balance
181	PAYROLL COST	6100	(510,185)	-	-	232,094	232,094	324,931.32	557,025	46,840
181	PROF & CONTRACTED SERV	6200	(494,266)	-	25,338	42,750	68,089	-	68,089	(426,177)
181	SUPPLIES	6300	(127,114)	-	38,668	86,250	124,919	-	124,919	(2,195)
181	OTHER COSTS	6400	(147,935)	-	52,051	54,088	106,139	-	106,139	(41,796)
	CAPITAL OUTLAY	6600	(12,272)	-	-	-	-	-	-	-
		-	(1,291,772)	-	128,330	415,182	531,240	324,931	856,171	(423,329)
GENERAL FUND		obj code	appr amt	Accruals	encum amt	expend amt	Expenditures as of	PE 7 month	Total Expenditures	Balance
199	PAYROLL COST	6100	(10,356,504)	-	-	4,204,459	4,204,459	5,886,242.96	10,090,702	(265,802)
199	PROF & CONTRACTED SERV	6200	(3,005,963)	-	798,675	728,241	1,526,916	-	1,526,916	(1,479,047)
199	SUPPLIES	6300	(1,332,073)	-	147,722	304,217	451,939	-	451,939	(880,134)
199	OTHER COSTS	6400	(1,042,246)	-	102,339	347,729	450,069	-	450,069	(592,177)
		6500	(90,480)	-	-	-	-	-	-	(90,480)
199	CAPITAL OUTLAY	6600	(27,000)	-	-	-	-	-	-	(27,000)
		-	(15,854,266)	-	1,048,736	5,584,646	6,633,383	-	12,519,626	(3,334,640)
TITLE I PART A/ SCHL IMP. -		obj code	appr amt	Accruals	encum amt	expend amt	Expenditures as of	PE 7 month	Total Expenditures	Balance
211	PAYROLL COST	6100	(956,376)	-	-	314,641	314,641	440,497.95	755,139	(201,237)
211	SUMMER SCHOOL PAYROLL	6100	-	-	-	-	-	-	-	-
211	PROF & CONTRACTED SERV	6200	(17,491)	-	6,300	7,129	13,429	-	13,429	(4,062)
211	SUPPLIES	6300	(102,000)	-	9,302	46,744	56,046	-	56,046	(45,954)
211	OTHER COSTS	6400	(300)	-	-	-	-	-	-	(300)
Verify Exp	Tutorial administration -				-	-	-	-	-	-
	Carry Over 25-26				-	-	-	-	-	-
claim more IC	Indirect Cost 24-25				-	-	-	-	-	-
		-	(1,076,167)	-	15,602	368,514	384,117	440,498	824,615	(251,552)
Instructional Leadership Grant		obj code	appr amt	Accruals	encum amt	expend amt	Expenditures as of	PE 7 month	Total Expenditures	Balance
429-LA	PAYROLL COST	6100	(15,162)	-	-	30,281	30,281	42,393.43	72,674	57,512
	PROF & CONTRACTED SERV	6200	(45,500)	-	-	-	-	-	-	(45,500)
	SUPPLIES	6300	(800)	-	-	-	-	-	-	(800)
	OTHER COSTS	6400	-	-	-	-	-	-	-	-
	Indirect Cost		(3,538)	-	-	-	-	-	-	-
		-	(65,000)	-	-	-	30,281	42,393	72,674	11,212
SFI Part B1 Secondary Math		obj code	appr amt	Accruals	encum amt	expend amt	Expenditures as of	PE 7 month	Total Expenditures	Balance
429-B1	PAYROLL COST	6100	(85,000)	-	-	-	-	-	-	(85,000)
	PROF & CONTRACTED SERV	6200	(100,000)	-	-	33,000	33,000	-	33,000	(67,000)
	SUPPLIES	6300	(5,000)	-	-	-	-	-	-	(5,000)
	OTHER COSTS	6400	-	-	-	-	-	-	-	-
	Indirect Cost		(10,000)	-	-	-	-	-	-	-
		-	(200,000)	-	-	33,000	33,000	-	33,000	(157,000)
TITLE I C - MIGRANT FY -		obj code	appr amt	Accruals	encum amt	expend amt	Expenditures as of	PE 7 month	Total Expenditures	Balance
212	PAYROLL COST	6100	(114,739)	-	-	57,412	57,412	80,376.10	137,788	23,049
212	PROF & CONTRACTED SERV	6200	-	-	-	-	-	-	-	-
212	SUPPLIES	6300	(6,316)	-	-	-	-	-	-	(6,316)
212	OTHER COSTS	6400	-	-	-	-	-	-	-	-
	summer school-5033		-	-	-	-	-	-	-	-
	Indirect Cost		-	-	-	-	-	-	-	-
		221,548	(121,055)	-	-	57,412	57,412	80,376	137,788	16,733

		obj code	appr amt	Accruals	encum amt	expend amt	Expenditures as of	PE 7 month	Total Expenditures	
SPECIAL ED. FEDERAL -										
224	PAYROLL COST	6100	(307,337)			104,650	101,212	141,696.52	242,908	(64,429)
	PRO SERVICES	6200		-					-	-
	SUPPLIES	6300		-					-	-
	OTHER OPERATING COST	6400		-					-	-
	Capital Outlay	6600		-					-	-
	Indirect Cost			-					-	-
			(307,337)	-		104,650	101,212	141,697	242,908	(64,429)
IDEA PART B PRESCHOOL										
225	SUPPLIES	6300	(2,764)		895		895	-	895	(1,869)
				-					-	-
			(2,764)	-	895	-	895	-	895	(1,869)
VOC. ED. BASIC GRANT -										
244	PAYROLL COST	6100					-		-	
	PROF & CONTRACTED SERV	6200	(100)		750		750	-	750	650
	SUPPLIES	6300	(28,489)		1,812	25,142	26,954	-	26,954	(1,535)
	OTHER COSTS	6400	(100)			50	50	-	50	(50)
		6600								
	Indirect Cost			-					-	-
			(28,689)	-	2,562	25,192	27,754	-	27,754	(935)
TITLE IIA, TEACHER										
255	PAYROLL COST title 1	6100	(103,191)			50,967	50,967	71,353.45	122,320	19,129.01
255	PROF & CONTRACTED SERV title	6200							-	-
255	SUPPLIES title 11	6300							-	-
255	OTHER COSTS	6400							-	-
									-	-
			(103,191)	-		50,967	50,967	71,353	122,320	19,129
TITLE III, PART A-IMMIGRANT										
263	PAYROLL COST	6100					-	-	-	
263	PROF & CONTRACTED SERV	6200					-	-	-	
263	SUPPLIES	6300	(1,859)				-	-	-	
263	OTHER COSTS	6400					-	-	-	
				-			-	-	-	
TITLE III, ELA -										
263	PAYROLL COST	6100	(59,813)			30,345	30,345	42,482.97	72,828	13,015
263	PROF & CONTRACTED SERV	6200	(8,000)	-	8,000		8,000		8,000	(16,000)
263	SUPPLIES	6300	(519)	-	519		519		519	(1,038)
263	OTHER COSTS	6400		-					-	-
	Indirect Cost			-					-	-
			(68,332)	-	8,519	30,345	38,864	42,483	81,347	13,015
TITLE IV PART A-SSAEP										
289	PAYROLL COST	6100	(10,000)				-		-	(10,000)
289	PROF & CONTRACTED SERV	6200	(52,665)		4,410	22,666	27,076	-	27,076	(25,589)
289	SUPPLIES	6300	(16,456)		21,181	7,429	28,610	-	28,610	12,154
289	OTHER COSTS	6400							-	-
									-	-
			(79,121)	-		30,095	55,686		55,686	(23,435)

Progreso Independent School District
General Fund Estimated Fund Balance
As of January 2026

Description	Beg Fund Bal	Revenue	Expenses	Ending Fund Bal
Fund Balances 23-24	11,008,805	-	-	12,241,190
Unaudited Fund Balance 24-25	12,241,190	19,352,117	21,158,533	10,434,774
Projected Fund Balance 25-26	10,434,774	20,832,582	22,420,808	8,846,548
<hr/>				
Actual Fund Balance 25-26	10,434,774	10,890,554	8,221,033	13,104,295

<u>Class/Major Object Code</u>	<u>Est Rev/Approp</u>	<u>Encumbrances</u>	<u>Real Rev/Exp</u>	<u>Balances</u>
5700 LOCAL REVENUES	2,952,584.25	.00	-959,671.21	1,992,913.04
5800 STATE REVENUES	16,305,605.98	.00	-9,471,296.66	6,834,309.32
5900 FEDERAL REVENUE	1,639,229.00	.00	-459,585.86	1,179,643.14
6100 PAYROLL COST	-14,900,488.14	.00	6,114,097.09	-8,786,391.05
6200 PROF & CONTRACTED SERV	-3,667,255.06	875,037.11	869,518.40	-1,922,699.55
6300 SUPPLIES	-2,533,824.02	437,473.71	824,031.42	-1,272,318.89
6400 OTHER COSTS	-1,172,458.00	161,992.19	413,385.78	-597,080.03
6500 DEBT SERVICE	-90,480.00	.00	.00	-90,480.00
6600 CAPITAL OUTLAY	-125,153.03	12,672.43	.00	-112,480.60
Grand Totals	-1,592,239.02	1,487,175.44	-2,669,521.04	-2,774,584.62

End of Report