

Battery capacity increased by **40%**
Wheel side motor driving
Wheel side AUTO HOLD
Traction force increased by **18.8%**
Operation stability increased by **7.5%**
Battery life increased by **50%**
360° rotation function in place

Safe
& Reliable

30000
Working Hours

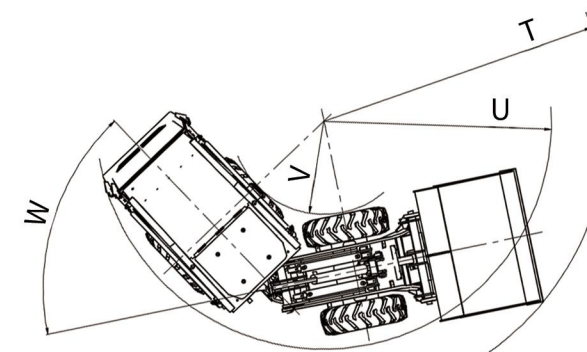
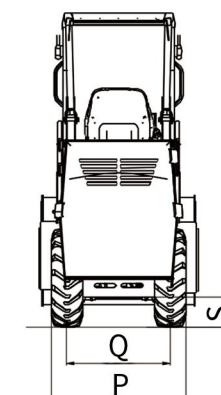
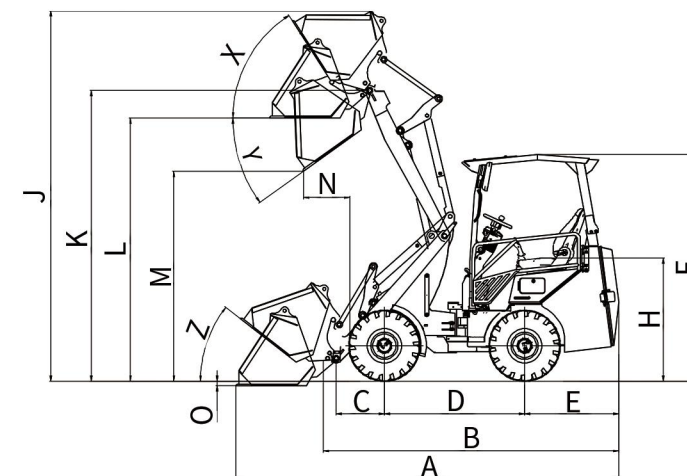
16
Years Working
Life

Battery
Advantages

Saving **91%** on fuel costs
Zero maintenance during **2000** hours
Low failure rate

Yuchai Z25 Electric Wheel Loader

The Yuchai Z25 electric wheel loader is a compact equipment developed by Yuchai Equipment. It features wheel side motor design, full-time four-wheel drive, stable quality, safety, reliability, intelligent electric control, green and environmentally friendly operation, low failure rate, and low operating costs. With a quick charging time of 1.5 hours and a working duration of 6-8 hours, its small and agile design, excellent terrain traversal capability, and versatility make it suitable for various tasks, including loading, cleaning, and crushing forking etc.



Z25 Performance Parameters

Basic parameter

Machine Weight	1880 kg
Tipping load with bucket-straight machine	800 kg
Tipping load with bucket-pivoted machine	500 kg
Tipping load with pallet fork-straight machine	520 kg
Tipping load with pallet fork pivoted machine	320 kg
Max.traveling speed	0-15 km/h

Hydraulic System

Pure electric control	
Working pressure	18 Mpa

Battery System

Battery	Lithium Iron phosphate
Standard endurance *	≥ 6 h

Drive System

Wheel side motor driving	
Wheel side Auto Hold	

Operating parameter

A Overall Length	3850 mm
B Overall Length (Without bucket)	3000 mm
C Axle middle to Bucket Pin	461 mm
D Wheelbase	1345 mm
E Rear Overhang	904 mm
F Overall Height	2138 mm
H Seat Height	1178 mm
J Overall Operating Height	3547 mm
K Height of Bucket Pivot (Max.)	2781 mm
L Loading-Over Height	2518 mm
M Dumping Height	2007 mm
N Bucket to Front Wheel Distance (Dumping)	447 mm
O Digging Depth	55 mm
P Overall Width (Wide Tire/Narrow Tire)	1106/930 mm
Q Track Width (Wide Tire/Narrow Tire)	801/740 mm
S Ground Clearance	198 mm
T Min. Radius External	2268 mm
U Radius at the Outer edge	1796 mm
V Inside Turning Radius	653 mm
W Inclination Angle	58 °
X Rollback Angle at Max.Lifting Height	57 °
Y Dumping Angle (Max.)	35 °
Z Rollback Angle (on the ground)	38 °

*According to Yuchai Equipment standard testing conditions.
Specifications are subject to change without prior notice.