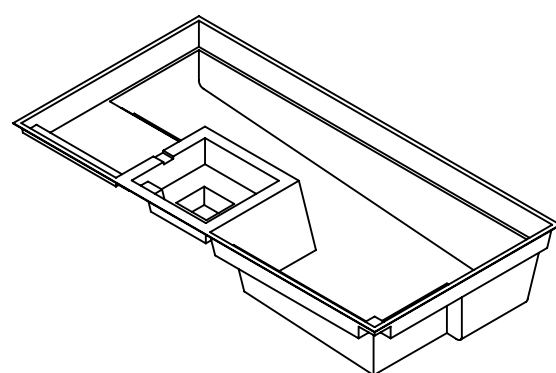
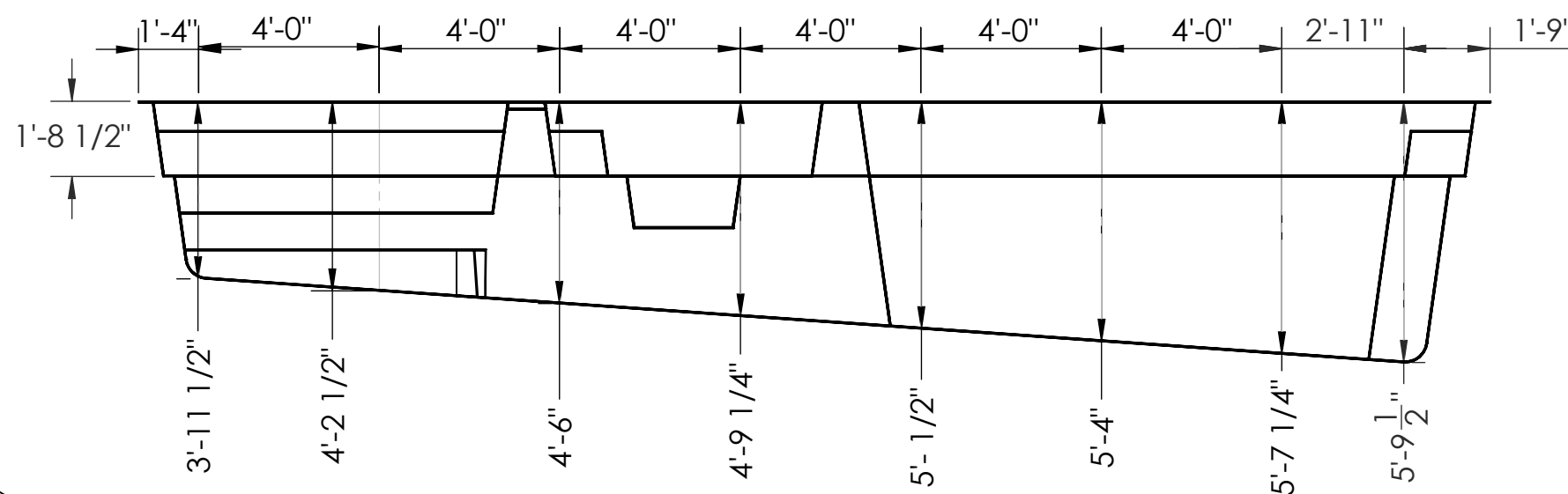
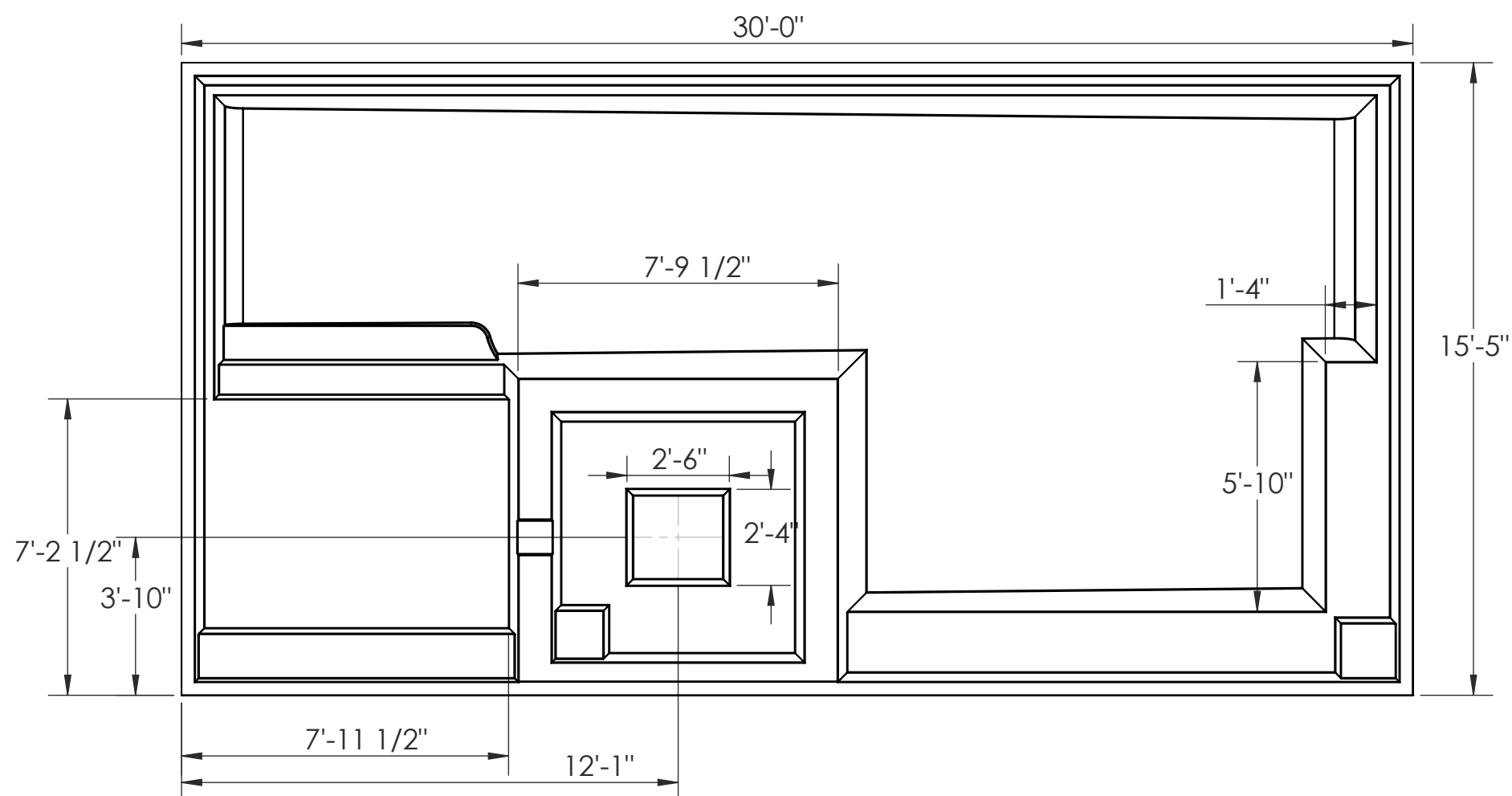




3DAYPOOLS.CA



Slope 6.81%
8 Degrees All Sides

Area: 462.5 sq ft

Volume: 10,710 gal

Perimeter: 90' 10"

imaginepools™

IMAGINE Pools

PROPRIETARY AND CONFIDENTIAL
THE INFORMATION CONTAINED IN
THIS DRAWING IS THE SOLE
PROPERTY OF IMAGINE POOLS.
ANY REPRODUCTION IN PART OR
AS A WHOLE WITHOUT THE WRITTEN
PERMISSION OF IMAGINE POOLS IS
PROHIBITED.

TITLE:

EXQUISITE 30

DWG NO.

30' LONG X 15' 5" WIDE

REVISION

5/19/2020

NOTE: THE MEASUREMENTS ON THIS DIG SCHEMATIC ARE PROVIDED ONLY AS A REFERENCE AS THE EXCAVATION NEEDS FOR EACH INSTALLATION MAY VARY. IN ADDITION, FROM TIME TO TIME WE MAY MAKE ENHANCEMENTS TO THE POOL LAMINATE CONSTRUCTION WHICH IN SOME CASES MAY RESULT IN MINOR ALTERATIONS TO THE MEASUREMENTS PROVIDED. PLEASE ENSURE THAT YOU ARE USING THE MOST CURRENT SCHEMATIC AS A REFERENCE FOR YOUR INSTALL AND INSPECTING THE INDIVIDUAL POOL FOR ANY NECESSARY ADJUSTMENTS.