



**Alice's Adventures  
in Wonderland  
Book by Lewis Carroll**

# Study Guide

**By: Fun Home Edu**



## **ALICE IN WONDERLAND STUDY GUIDE**

An Engaging Journey Through Literature

Created by a homeschool mom passionate about inspiring a love for learning, this study guide offers a fun and enriching way to explore Lewis Carroll's Alice in Wonderland.

Inside, you'll find:

- Activities to help relate to Alice's whimsical adventures, and fallow along with the story.
- Copy work for building vocabulary from the story.
- Discussion/writing prompts to encourage critical thinking and comprehension.

This guide is perfect for:

- Homeschool families seeking interactive and meaningful learning.
- Teachers looking for engaging classroom activities.
- Co-ops aiming to bring literature to life for group learning.

And to celebrate the journey through Wonderland, the guide ends with a movie party plan, bringing the story to life in a fun and memorable way!

## Section 1: Chapters 1–3

Vocabulary: Complete before reading the chapters. Google the definitions or look them up in a dictionary. It's always fun to guess what you think they mean first, see how close you are.

Curiosity –

---

---

---

---

---

Peculiar –

---

---

---

---

---

Antipathies–

---

---

---

---

---

Tumble –

---

---

---

---

---

Quarrel –

---

---

---

---

---

Shrill –

---

---

---

---

---

Inquiry –

---

---

---

---

---

## Section 1: Chapters 1–3

### New Character Questions:

Who is the White Rabbit, and why is he in a hurry?

---

---

---

---

---

What is the personality of the Mouse in the pool of tears?

---

---

---

---

---

### Detailed Questions:

Why does Alice follow the White Rabbit down the rabbit hole?

---

---

---

---

---

How does Alice react to growing and shrinking?

---

---

---

---

---

Describe her emotions in this moment

---

---

---

---

---

What happens at the caucus race, and why is it important to the story?

---

---

---

---


---

Fill-in-the-Blank:

Alice noticed the White Rabbit wearing a \_\_\_\_\_ and carrying a \_\_\_\_\_ as he hurried down the rabbit hole.

[illegible][illegible][illegible]







## **Activities for Section 1 (Chapters 1–3)**

### **1. Vocabulary Matching Game:**

- Create flashcards with vocabulary words on one side and definitions on the other. Have students match them in pairs or small groups.

### **2. Character Map:**

- Students draw a chart detailing Alice and the White Rabbit, including their characteristics, actions, and relationships.

### **3. Creative Writing:**

- Ask students to write a short story about a time they felt curious and what happened when they followed that curiosity.

### **4. Drawing Challenge:**

- Illustrate the pool of tears scene, focusing on Alice and the Mouse.

## SECTION 2: CHAPTERS 4–6

Vocabulary: Complete before reading the chapters. Google the definitions or look them up in a dictionary. It's always fun to guess what you think they mean first, see how close you are.

Pattering –

---

---

---

---

---

Advice –

---

---

---

---

---

Lamentation –

---

---

---

---

---

Saucy –

---

---

---

---

Mischief –

---

---

---

---

Engulfed –

---

---

---

---

Scornfully –

---

---

---

---

New Character Questions:

What does the Caterpillar do that annoys Alice?

---

---

---

---

How would you describe the Duchess and her relationship with her baby?

---

---

---

---

Detailed Questions:

What advice does the Caterpillar give Alice, and how does it help her?

---

---

---

---

---

Why does Alice get upset with the Pigeon?

---

---

---

---

How do you think you would react? Why?

---

---

---

---

What strange event happens at the Duchess's house?

---

---

---

---

Fill-in-the-Blank:

The Caterpillar told Alice to eat the \_\_\_\_\_  
if she wanted to grow taller or shorter. The  
\_\_\_\_\_side makes her taller and the  
\_\_\_\_\_ side makes her shorter.


## Personal Reflection:

Have you ever received advice that seemed confusing at first but made sense later?

# What was it?

This image shows a single sheet of white paper with horizontal ruling lines. The lines are evenly spaced and run across the width of the page. There are no margins, text, or other markings on the paper.







## **Activities for Section 2 (Chapters 4–6)**

### **1. Act It Out:**

- Recreate the Caterpillar scene with dialogue. Students can role-play as Alice and the Caterpillar to practice reading expressively.

### **2. Advice Chart:**

- Students create a "Life Advice from Wonderland" chart based on the Caterpillar's tips and other guidance Alice receives.

### **3. Compare and Contrast:**

- Write a short paragraph comparing the Duchess to someone they know (real or fictional).

### **4. Vocabulary Crossword:**

- Design a crossword puzzle using the section's vocabulary words and clues.

## Section 3: Chapters 7–9

Vocabulary: Complete before reading the chapters. Google the definitions or look them up in a dictionary. its always fun to guess what you think they mean first, see how close you are.

Frivolous –

---

---

---

---

Riddle –

---

---

---

---

Dormouse –

---

---

---

---

Impertinent –

---

---

---

---

Trial –

---

---

---

---

Giddy –

---

---

---

---

Stern –

---

---

---

---

## **New Character Questions:**

What is the Mad Hatter like during the tea party?

---

---

---

---

How does the Queen of Hearts treat others?

---

---

---

---

## **Detailed Questions:**

What are some of the riddles and games played at the Mad Tea Party?

---

---

---

---

---

---

---

Why does Alice argue with the Queen of Hearts?

---

---

---

---

---

How does the croquet game reflect the madness of Wonderland?

---

---

---

---

---

Have you ever played Croquet?

---

---

Fill-in-the-Blank:


During the tea party, the Mad Hatter said, "Why is a raven like a \_\_\_\_\_?"

## Personal Reflection:

Have you ever felt like you were in a situation where people made no sense? How did you handle it?

This image shows a single sheet of white paper with horizontal ruling lines. The lines are evenly spaced and run across the width of the page. There are no margins, text, or other markings on the paper.







## **Activities for Section 3 (Chapters 7–9)**

### **1. Tea Party Plan:**

- Have students design their version of a Mad Tea Party, including seating arrangements, decorations, and riddles they'd ask.

### **2. Character Debate:**

- Students debate whether the Queen of Hearts is truly evil or just misunderstood.

### **3. Riddle Challenge:**

- Ask students to come up with their riddles, like the Mad Hatter's, and share them with the class.

### **4. Croquet Game:**

- Organize a simplified game of croquet outdoors using cones or pool noodles as hoops, connecting it back to the story.

## Section 4: Chapters 10–12

Vocabulary: Complete before reading the chapters. Google the definitions or look them up in a dictionary. its always fun to guess what you think they mean first, see how close you are.

Testimony –

---

---

---

Knave –

---

---

---

Sentence –

---

---

---

Procession –

---

---

---

---

Shriek –

---

---

---

---

Vanished –

---

---

---

---

Absurd –

---

---

---

---

New Character Questions:

Who is the Gryphon, and how does he help Alice?

---

---

---

---

What role does the Mock Turtle play in this section?

---

---

---

---

Detailed Questions:

What happens during the trial of the Knave of Hearts?

---

---

---

---

---

Why does Alice finally stand up to the Queen of Hearts?

---

---

---

---

Have you ever stood up to anyone?

---

---

---

---

How does Alice's dream come to an end?

---

---

---

---


Fill-in-the-Blank:

The Queen of Hearts shouted, "Off with their \_\_\_\_\_!" whenever she was angry.

Personal Reflection:  
Have you ever had a dream that felt so real  
you thought it might be true? How did you feel  
when you woke up?

This image shows a single sheet of white paper with horizontal ruling lines. The lines are evenly spaced and run across the width of the page. There are no margins, text, or other markings on the paper.







## **Activities for Section 4 (Chapters 10–12)**

### **1. Mock Trial:**

- Reenact the trial scene, assigning students roles such as the Knave, Queen of Hearts, and jurors.

### **2. Dream Sequence Art:**

- Draw or paint a scene from the trial or Alice waking up, emphasizing the dreamlike quality of the story.

### **3. Writing Prompt:**

- Write a letter from Alice to her sister explaining everything she experienced in Wonderland.

### **4. Vocabulary Charades:**

- Act out the section's vocabulary words without speaking, letting classmates guess.

## **Answers: Section 1: Chapters 1–3**

### Vocabulary Definitions

1. Curiosity – A desire to learn or know.
2. Peculiar – Strange or unusual.
3. Antipathies – A deep-seated feeling of dislike.
4. Tumble – To fall suddenly and clumsily.
5. Quarrel – A heated argument or disagreement.
6. Shrill – High-pitched and piercing in sound.
7. Inquiry – An act of asking for information.

### New Character Questions

1. Who is the White Rabbit, and why is he in a hurry?
  - The White Rabbit is a mysterious character Alice follows into Wonderland. He is in a hurry because he is late for an important appointment with the Queen of Hearts.
  -
2. What is the personality of the Mouse in the pool of tears?
  - The Mouse is timid and easily offended, especially by Alice's mention of her cat.

## Detailed Questions

1. Why does Alice follow the White Rabbit down the rabbit hole?
  - Alice's curiosity about the strange White Rabbit with a waistcoat and pocket watch leads her to follow him.
2. How does Alice react to growing and shrinking?
  - Alice is initially fascinated but becomes frustrated as it complicates her ability to navigate Wonderland.
3. Describe her emotions in this moment. This answer is just what the student thinks. Have him/her really think about different emotions.
4. What happens at the caucus race, and why is it important to the story?
  - The caucus race is a chaotic event where everyone runs in circles and no winner is declared. It emphasizes the absurdity of Wonderland.

### Fill-in-the-Blank

- Alice noticed the White Rabbit wearing a waistcoat and carrying a pocket watch as he hurried down the rabbit hole.

### Personal Reflection

- Responses will vary. Look for examples of curiosity leading to discovery or exploration in students' lives.

## **Answers Section 2: Chapters 4–6**

### Vocabulary Definitions

1. Pattering – A light, rapid tapping sound.
2. Advice – Guidance or recommendations.
3. Lamentation – An expression of sorrow or grief.
4. Saucy – Boldly rude or disrespectful.
5. Mischief – Playful misbehavior or troublemaking.
6. Engulfed – Surrounded or swallowed up completely.
7. Scornfully – With disdain or contempt.

### New Character Questions

1. What does the Caterpillar do that annoys Alice?
  - The Caterpillar speaks in riddles and gives cryptic advice, which frustrates Alice.
2. How would you describe the Duchess and her relationship with her baby?
  - The Duchess is harsh and careless, treating her baby roughly until it turns into a pig.

## Detailed Questions

1. What advice does the Caterpillar give Alice, and how does it help her?
  - The Caterpillar advises Alice to eat the mushroom to control her size, which helps her navigate Wonderland.
2. Why does Alice get upset with the Pigeon?
  - The Pigeon accuses Alice of being a serpent because of her long neck, which she finds unfair.
  - How do you think you would react? Why?  
Students answer is their own.
3. What strange event happens at the Duchess's house?
  - The baby turns into a pig, and Alice is left to care for it before letting it go.

### Fill-in-the-Blank

- The Caterpillar told Alice to eat the mushroom if she wanted to grow taller or shorter. The \_\_\_\_\_ side makes her taller and the \_\_\_\_\_ side makes her shorter.

### Personal Reflection

- Responses will vary. Look for examples of confusing advice that turned out to be helpful in students' lives.

## **Answers Section 3: Chapters 7–9**

### Vocabulary Definitions

1. Frivolous – Lacking seriousness or importance.
2. Riddle – A puzzling question or problem.
3. Dormouse – A small rodent often associated with sleepiness.
4. Impertinent – Rude or not showing proper respect.
5. Trial – A formal examination of evidence in court.
6. Giddy – Feeling excited to the point of dizziness.
7. Stern – Serious or strict.

### New Character Questions

1. What is the Mad Hatter like during the tea party?
  - The Mad Hatter is eccentric and speaks in riddles, adding to the confusion of the tea party.
2. How does the Queen of Hearts treat others?
  - The Queen of Hearts is tyrannical and quick to demand executions, often shouting, “Off with their heads!”



## Detailed Questions

1. What are some of the riddles and games played at the Mad Tea Party?
  - The characters ask nonsensical riddles, such as “Why is a raven like a writing desk?” but offer no answers.
2. Why does Alice argue with the Queen of Hearts?
  - Alice refuses to be intimidated by the Queen’s threats, standing up for herself.
  - Have you ever stood up to anyone? (answers are personal to each student)
3. How does the croquet game reflect the madness of Wonderland?
  - The game uses live hedgehogs and flamingos, making it chaotic and impossible to play.
4. Have you ever played Croquet?
  - Personal student answer

Have you ever played croquet?

Fill-in-the-Blank

- During the tea party, the Mad Hatter said, “Why is a raven like a writing desk?”

Personal Reflection

- Responses will vary. Look for examples of dealing with confusing or nonsensical situations.

## **Answers: Section 4: Chapters 10–12**

### Vocabulary Definitions

1. Testimony – A statement given in court.
2. Knave – A dishonest or unscrupulous person.
3. Sentence – The punishment assigned to someone found guilty of a crime.
4. Procession – A number of people moving forward in an orderly fashion.
5. Shriek – A high-pitched, piercing cry.
6. Vanished – Disappeared suddenly.
7. Absurd – Ridiculously unreasonable.

### New Character Questions

1. Who is the Gryphon, and how does he help Alice?
  - The Gryphon is a fantastical creature who guides Alice to the Mock Turtle.
2. What role does the Mock Turtle play in this section?
  - The Mock Turtle tells Alice about his life and sings strange, melancholy songs.

## Detailed Questions

1. What happens during the trial of the Knave of Hearts?
  - The trial is chaotic and nonsensical, with witnesses providing irrelevant testimony.
2. Why does Alice finally stand up to the Queen of Hearts?
  - Alice realizes the Queen is powerless and refuses to obey her.
3. Have you ever stood up to anyone?  
Personal answer for the student
4. How does Alice's dream come to an end?
  - Alice wakes up to find that Wonderland was just a dream.

### Fill-in-the-Blank

- The Queen of Hearts shouted, “Off with their heads!” whenever she was angry.

### Personal Reflection

- Responses will vary. Look for examples of vivid dreams that felt real and students’ reactions to waking up.



Copyright © 2024 Fun Home Edu.

All rights reserved.

No part of this publication may be reproduced, distributed, or transmitted in any form or by any means, including photocopying, recording, or other electronic or mechanical methods, without the prior written permission of the publisher, except in the case of brief quotations embodied in critical reviews and certain other noncommercial uses permitted by copyright law.

For permission requests, contact:

[FunHomeEdu.com](http://FunHomeEdu.com)