



Rising 1st Grade Summer Packet

*Includes Reading and Math

Please have your child complete this packet over the summer. They should be able to complete the Math independently but please check it for neatness and accuracy. Return this to your child's teacher on the first day of school as it will count for their first grade in both Reading and Math. For full credit, this packet needs to be turned in on time, complete, accurate, and written in your child's neatest handwriting. Thank you for your help!

Student's Name _____

Parent's Signature _____



Student Name:

Rising First Grade Summer Reading

Welcome to first grade!

In this booklet you will find your new first grader's reading stories for summer reading. Some of these stories will be familiar to your child and some are new stories that are on your child's reading level. Because all of these stories are on your child's reading level they should be able to read these stories independently. Included with these stories is a list of Red Words and number words. It will be important to keep these Red Words and number words memorized as they start first grade because the next group of Red Words will be introduced soon after starting first grade.

The more your child reads the better he or she will read. With that in mind, please encourage your child to read a variety of books over the summer in addition to the attached stories. Our goal is for your child to maintain, and hopefully increase, his or her fluency and accuracy while developing a love and enjoyment of reading.

When reading orally, children should strive to use appropriate rate, expression, and voice inflection. One way to assist your child in developing their oral reading is to have your child read out loud. This does not mean you have to be sitting beside them every time they read. They can practice reading out loud to their stuffed animals, while playing school, or by reading to a sibling or friend. You can even record your child to let them see where they may be able to add a pause for dramatic effect, change their volume, and/or increase voice inflection. Rereading familiar or well-loved books out loud is also a wonderful way to increase oral reading fluency and accuracy.

Please have your first grader read one story/page - 2 times - each week (for 8 weeks of summer break 😊). It is important to do these readings at 2 different sittings-not at the same time. After your child reads each story/page twice please sign in the box at the bottom of the page. Also, sign in the box on the Red Word Practice Sheet when your child has read the entire list at least 2 different times.

**These stories should not be difficult for your child, but if your child needs help on more than just a few words, please note that next to your initials with the words "parent assisted."

*****This booklet should be turned in at Open House or on the first day of school.*****

Trinity Christian School | 1010 India Road | Opelika, Alabama 36801

A Classical and Christian Academy

Sad Sam



Sam the pig is sad.



Sad Sam sat on the sod. He sat and sat on the sod and in the moss. Sad Sam did fuss and fuss.

Ross did see Sad Sam the Pig on the sod and moss. Ross had nuts. Nuts for him and Sam.

"See Sam? Nuts for us."

Dan did see Sam and Ross on the sod in the sun. He had 3 cans of pop: a can for Dan, a can for Ross and a can for Sam.

"See Sam? Pop for us."

The sun is up. Sam has nuts and Sam has a pop. Sad Sam is not sad! Sam has pals!

*Why do you think Sam was sad?

*If you were sad, what would make you happy?

Parent, please sign after second reading:

The Chums Chop and Chop

Chip is a chap. Chad is his chum.

Chip did chop a log. He can chip and chop, chop and chip.

Did Chad see Chip chop the log? Can Chad chop?

Chad can chop and chip. Chad chops and chats. Chad and Chip chat, chat, chat.


No! No! A chip of the log hit Chad on the chin!

Mom had to chat at Chad. He can not chop and chat.

Mom had to chat at Chip. He can not chop and chat.

The chums can not chop and chat. Chop? Chip? Chat?


Chip and Chad chat, not chop. Chat, chat, chat, chat.



The Big Bug

I am Bob and I see a big bug.

The bug has a tan dot on it. He is in a pit on the bud by the bog. "Go, go, big bug. Go!" The bug did not go.



Bob got a tub for the bug. "Go in the tub, big bug!" The bug did not go in the tub. He did not go.

Bob got a bug bin for the big bug. "Go in the bug bin." The bug did not go in the bug bin. He did not go in the tub. He did not go.

Bob got a bag for the bug. "Bug, go in the bag. Go. Go. Go in!" The bug did not go in the bag. He did not go in the bug bin. He did not go in the tub. He did not go.

Bob got a pot. "In the pot bug. Go, go, go!" In the pot the bug did not go. He did not go in the bag. He did not go in the bug bin. He did not go in the tub. He did not go.

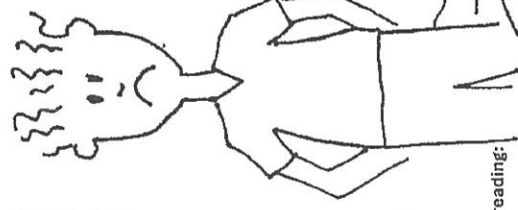
Bob got a pan. "The pan! The pan! Bug, go in the pan!" The bug did not go in the pan and in the pot he did not go. He did not go in the bag. He did not go in the bug bin. He did not go in the tub and he did not go.

The bug was by the bog. Bob was by the bug. The pan was by Bob. The pot was by the pan. The bag was by the pot. The bug bin was by the bag. The tub was by the bug bin.

The bug did go. He did go by Bob. He did go to the pan. He did go to the rim of the pan and tap, tap, tap.

The bug did go to the pot and bop, bop, bop. He did go to the bag and rub, rub, rub.

The bug did go to the bug bin and bip, bip, bip. The bug did go to the tub and rit-tit-tat.



He did go to Bob and
RUN, RUN, RUN!

Parent, please sign after second reading:

Red Word Practice Sheet

a	go
I	she
the	by
for	do
and	from
is	put
see	how
has	you
of	saw
was	come
he	what
to	want
his	does
have	who
they	are
said	one
two	three
four	five
six	seven
eight	nine
ten	eleven
twelve	zero

Parent, please sign after second reading:

Shall She Shop?

Mom can shop.

She can shop for a dish.
She can shop for a fish.

She can shop for ham.
She can shop for jam.

Mom can shop for chips.
She can shop for dips.

She can shop for a map.
She can shop for a cap.

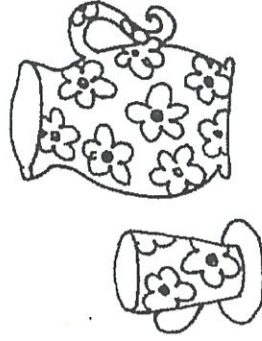

She can shop for a mop.
She can shop for a pop.

Mom can shop for a fan.
Mom can shop for a pan.

She can shop for a mug.
She can shop for a jug.

She can shop for a cup.
She can shop for a pup.

She can shop for a pig.
She can shop for a fig.



Mom can shop for a bag.
Mom can shop for a mag.

She can shop for a pot.
She can shop for dots.

She can shop for a pin.
She can shop for a tin.

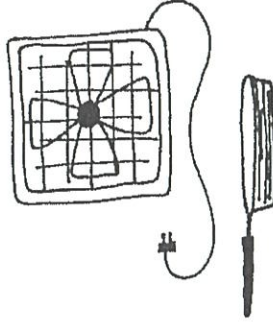

Shall she shop? She shall not shop for a tin,
or for a pin, or for dots, or for a pot,
or for a mag, or for a bag.

Mom shall not shop for a fig,
or for a pig, or for a pup,
or for a cup, or for a jug,
or for a mug.

She shall not shop for a pan,
or for a fan, or for a pop,
or for a mop, or for a cap,
or for a map.

Mom shall not shop for dips, or for chips, or
for jam, or for ham, or for a fish, or for a dish.

She shall shop for the kids . . . a doll for Moll
and a bat for Matt.



Parent, please sign after second reading:

Will's Pet

Will did go with his mom and dad to get a pet.

Was he to get a wet pet? Was he to get a red pet? A big pet? A tan pet?

Was he to get a pet that can wag? A pet that can hop? A pet in a pen?

Mom saw a pet. It was a wet pet. Was this the pet for Will?

Dad saw a pet. It was a red pet. Was this the pet for Will?

Mom saw a big pet. Was the big pet for Will?


Dad saw a tan pet. Was the tan pet for Will?

Mom and Dad saw a pet that wags. Was this for Will?


Will saw a pet, the pet for him. It was not a wet pet. It was not a red pet. It was not a big pet. It was not a tan pet. It did not wag.

It was a pet that can hop. It was a pet in a pen.

It was a bun! A bun is the pet for Will.



Parent, please sign after
second reading:



Val's Ill Pet

Val has a pet cat, Vic. The cat is ill. He will go to the vet with Val.

Mom saw Val's ill pet. "Get that pet to the vet! Put Vic in the red van and let's go."

Mom will come to the vet with Val and the cat. Mom and Val got in the van and got to the vet with Vic. Val ran with Vic from the van. She ran to the vet. "Vic is ill! Vic is ill!"

The vet saw the ill pet. "This cat has to get a shot. Then he will get well." The vet got the shot for Vic the cat.

"The cat has to get a pill. Then he will get well." The vet got the pills for the ill cat. Mom and Val and the cat got in the van. Go, go, go.


Mom and Val saw Dad and Jim. "How is the cat?"

"He got a shot from the vet. We got pills for him. Vic will get well with the shot and pills."

Red Word Practice Sheet

a	go
I	she
the	by
for	do
and	from
is	put
see	how
has	you
of	saw
was	come
he	what
to	want
his	does
have	who
they	are
said	one
two	three
four	five
six	seven
eight	nine
ten	eleven
twelve	zero

Parent, please sign after second reading:



Will and the Whip

Will had a whip. His mom had a cup.

On a whim, Will did go wham! The whip did go wham and the cup did go bam!

Mom was mad. "What was that for?"

"It was on a whim."

Mom did not go for that. Mom got the whip from Will. She put it in the shed.

Will can not get the whip.

Parent, please sign after second reading:

"When can I get the whip? I want it, Mom."

"You can not get the whip. You did whiz the whip on a whim and that is not OK. The cup has a big chip from when it fell and went bam."

Will will fix the big chip in the cup. He is a whiz at that. "I can fix the cup. You will not see the chip if I fix it."

Will did fix Mom's cup, "See, Mom. I did fix it. Can I get the whip from the shed?"

Mom did see the cup but not the chip in it.

"OK, but do not wham the whip on a whim. When you wham the whip, the cups and mugs can go bam and get chips."

"OK, Mom. I will go get the whip from the shed. I will not wham it or whiz it."

Will did whiz the whip. The whip did go wham.

Mom got mad. She put the whip in the shed.

No whip for will.

The Fox by the Shed

Ken is a lad. He is six. Max is his chum. Max is ten. Max led Ken to the shed to get an ax for Ken's dad. The ax was in the shed. By the shed was a red fox . . . a **BIG** red fox!

"Dad! Dad! Come on, Dad." But Dad did not come. Ken's dad did not come to the shed.

"Rex! Come! Come, Rex, come!" Rex was a dog. He was Max's big tan dog. "Rex! Rex, come!"

Rex did come. He ran to the shed to see Max and Ken . . . and the big red fox. Rex did come and the fox did go. The fox ran and ran.

Ken and Max ran to Ken's dad. "Max and I saw a fox by the shed. Rex did come and the fox ran!" Dad got the dog mix from the bin and fed it to Rex.

Dad did go to the shed to get his ax. Max and Ken did not go to the shed. No shed, no fox. OK!



Parent, please sign after second reading:

Buzz . . . Buzz . . . Zap!

"Buzz . . . buzz . . . buzz!" Roz saw the big red bug. The bug did zig and zag. "Buzz . . . buzz."

"Buzz . . . buzz." The bug did buzz by the bog. He did zig-zag from the bog to the den and from the den to the shed.

At the shed the bug did go, "Buzz . . . buzz . . . ZAP!"


"Buzz!"

Roz saw a bug — a big bug with fuzz! The bug did zag and zig. The bug did buzz by the dog, by the cat and by the pigs.

"Buzz . . . buzz." The bug with the fuzz did buzz to the shed.

At the shed the bug did go, "Buzz . . . buzz . . . ZAP!"

No bugs!



Red Word Practice Sheet

a	go
I	she
the	by
for	do
and	from
is	put
see	how
has	you
of	saw
was	come
he	what
to	want
his	does
have	who
they	are
said	one
two	three
four	five
six	seven
eight	nine
ten	eleven
twelve	zero

Parent, please sign after second reading:

The Quiz

Don is a lad. He does not want to do his quiz.

His quiz is on quags ... but what is a quag? A quag is a wet bog. It has lots of mud. The mud in the quag is wet. A quag has a lot of bugs by it.


Will Don do OK on his quiz? Don is a whiz, but can you do his quiz?

Fill in the _____. Do not quit, you can do the quiz.

1. A _____ is a wet bog.
2. _____ will be by the quag.
3. The mud in the quag will be _____.

Did you do it? Let's see.

1. A quag is a wet bog.
2. Bugs (or mud) will be by the quag.
3. The mud in the quag will be wet.
_____ was a whiz at this quiz!



Parent, please sign
after second reading:

Chuck the Duck



Chuck the duck is sick. He has a chill and a bad neck. His back is bad and he can not quack.

Zack and Mom get Chuck in to see the vet. The vet checks Chuck. "This duck is ill. He got bit by a tick, and the tick got Chuck sick. I will go get a shot for him."

Chuck did get a shot from the vet. Chuck did kick and peck the vet. He did not want that shot!

Mom and Zack did get the duck back to his wet bog. Chuck sat on a big rock. Then Chuck did see a duck chick — a tan chick.

"Quack. Quack." Chuck did quack at the tan chick.

The shot from the vet did get Chuck to quack. How were his bad neck and bad back?

Well, Chuck did run up to the tan chick to quack with it. His neck is OK and his back is OK. As for the chill, Chuck and the tan chick sat on a sack in the sun. They did quack and quack and quack.

Tom's Dog

Tom did go to his dad. "Dad, can I have a dog? I want a big red dog."

"No. A big red dog will be a big mess, and then I will get mad and yell at it."

Tom did go to his mom. "Mom, can I have a dog? I want to get a big dog, a big red dog."

"Yes. You can get a dog. It will yap, and I will get mad and yell at it. It will dig by the shed and be a big mess. That will get Dad mad, and he will yell at it, but you can get a dog if you want."

Tom and his mom did go to shop for a dog. Tom got a big red pup. Mom got a big bag of dog mix for it. "This is my big red pup, Gus."

Gus did yip and yap at Tom. Gus did yap and yip at Dad. He did yip and yap and yap and yip at Mom. Mom got mad.

She did yell at Gus, "No, Gus! Do not yip. Do not yap." Gus did not yip and yap.

Parent, please sign
after second reading:



Gus did tug and tug at Tom. "Do you want to go by the shed?"

Tom and Gus did go to the shed. Gus dug and dug. It was a big mess.

Dad did see the mess. He got mad at Gus and he did yell at him. "No, Gus! Do not dig! What a big, big mess." Gus did not dig by the shed.

Gus the pup did not yip, yap or dig. He did not want to get Mom or Dad mad. He did not want them to yell at him.

Mom was not mad. Dad was not mad. Mom and Dad did not yell at Gus. "Tom, has Gus had his dog mix yet?"

"Not yet." Tom got Gus the mix.

Gus had his dog mix. "Yum! Yum!"

Red Word Practice Sheet

a	go
I	she
the	by
for	do
and	from
is	put
see	how
has	you
of	saw
was	come
he	what
to	want
his	does
have	who
they	are
said	one
two	three
four	five
six	seven
eight	nine
ten	eleven
twelve	zero

Parent, please sign after second reading:

Name _____

Date _____

$$\begin{array}{r} 5 \\ + 1 \\ \hline \end{array}$$

$$\begin{array}{r} 8 \\ + 5 \\ \hline \end{array}$$

$$\begin{array}{r} 0 \\ + 12 \\ \hline \end{array}$$

$$\begin{array}{r} 2 \\ + 1 \\ \hline \end{array}$$

$$\begin{array}{r} 1 \\ + 1 \\ \hline \end{array}$$

$$\begin{array}{r} 3 \\ + 6 \\ \hline \end{array}$$

$$\begin{array}{r} 7 \\ + 0 \\ \hline \end{array}$$

$$\begin{array}{r} 9 \\ + 5 \\ \hline \end{array}$$

$$\begin{array}{r} 2 \\ + 10 \\ \hline \end{array}$$

$$\begin{array}{r} 2 \\ + 11 \\ \hline \end{array}$$

$$\begin{array}{r} 4 \\ + 11 \\ \hline \end{array}$$

$$\begin{array}{r} 0 \\ + 4 \\ \hline \end{array}$$

$$\begin{array}{r} 11 \\ + 1 \\ \hline \end{array}$$

$$\begin{array}{r} 3 \\ + 3 \\ \hline \end{array}$$

$$\begin{array}{r} 4 \\ + 2 \\ \hline \end{array}$$

$$\begin{array}{r} 1 \\ + 3 \\ \hline \end{array}$$

$$\begin{array}{r} 0 \\ + 10 \\ \hline \end{array}$$

$$\begin{array}{r} 2 \\ + 12 \\ \hline \end{array}$$

$$\begin{array}{r} 4 \\ + 7 \\ \hline \end{array}$$

$$\begin{array}{r} 3 \\ + 0 \\ \hline \end{array}$$

$$\begin{array}{r} 9 \\ + 0 \\ \hline \end{array}$$

$$\begin{array}{r} 4 \\ + 4 \\ \hline \end{array}$$

$$\begin{array}{r} 4 \\ + 8 \\ \hline \end{array}$$

$$\begin{array}{r} 10 \\ + 1 \\ \hline \end{array}$$

$$\begin{array}{r} 10 \\ + 5 \\ \hline \end{array}$$

$$\begin{array}{r} 3 \\ + 5 \\ \hline \end{array}$$

$$\begin{array}{r} 4 \\ + 3 \\ \hline \end{array}$$

$$\begin{array}{r} 0 \\ + 6 \\ \hline \end{array}$$

$$\begin{array}{r} 9 \\ + 1 \\ \hline \end{array}$$

$$\begin{array}{r} 3 \\ + 12 \\ \hline \end{array}$$

Last Name _____

How much money?















* Name _____

1	1	2	1	2	3
<u>+1</u>	<u>+2</u>	<u>+1</u>	<u>+3</u>	<u>+2</u>	<u>+1</u>

1	2	3	4	1	2
<u>+4</u>	<u>+3</u>	<u>+2</u>	<u>+1</u>	<u>+5</u>	<u>+4</u>

3	4	5	1	2	3
<u>+3</u>	<u>+2</u>	<u>+1</u>	<u>+6</u>	<u>+5</u>	<u>+4</u>

4	5	6	1	2	3
<u>+3</u>	<u>+2</u>	<u>+1</u>	<u>+7</u>	<u>+6</u>	<u>+5</u>

Kindergarten Math

L28D5

Name _____

Count the coins and write the number amount.











Name _____

Date _____

$$\begin{array}{r} 5 \\ + 1 \\ \hline \end{array}$$

$$\begin{array}{r} 0 \\ + 5 \\ \hline \end{array}$$

$$\begin{array}{r} 0 \\ + 3 \\ \hline \end{array}$$

$$\begin{array}{r} 0 \\ + 10 \\ \hline \end{array}$$

$$\begin{array}{r} 1 \\ + 6 \\ \hline \end{array}$$

$$\begin{array}{r} 0 \\ + 8 \\ \hline \end{array}$$

$$\begin{array}{r} 2 \\ + 1 \\ \hline \end{array}$$

$$\begin{array}{r} 1 \\ + 1 \\ \hline \end{array}$$

$$\begin{array}{r} 7 \\ + 0 \\ \hline \end{array}$$

$$\begin{array}{r} 11 \\ + 1 \\ \hline \end{array}$$

$$\begin{array}{r} 9 \\ + 0 \\ \hline \end{array}$$

$$\begin{array}{r} 10 \\ + 1 \\ \hline \end{array}$$

$$\begin{array}{r} 4 \\ + 0 \\ \hline \end{array}$$

$$\begin{array}{r} 10 \\ + 0 \\ \hline \end{array}$$

$$\begin{array}{r} 1 \\ + 3 \\ \hline \end{array}$$

$$\begin{array}{r} 0 \\ + 1 \\ \hline \end{array}$$

$$\begin{array}{r} 0 \\ + 11 \\ \hline \end{array}$$

$$\begin{array}{r} 0 \\ + 7 \\ \hline \end{array}$$

$$\begin{array}{r} 0 \\ + 6 \\ \hline \end{array}$$

$$\begin{array}{r} 6 \\ + 1 \\ \hline \end{array}$$

$$\begin{array}{r} 1 \\ + 2 \\ \hline \end{array}$$

$$\begin{array}{r} 0 \\ + 2 \\ \hline \end{array}$$

$$\begin{array}{r} 9 \\ + 1 \\ \hline \end{array}$$

$$\begin{array}{r} 1 \\ + 7 \\ \hline \end{array}$$

$$\begin{array}{r} 1 \\ + 12 \\ \hline \end{array}$$

$$\begin{array}{r} 12 \\ + 0 \\ \hline \end{array}$$

$$\begin{array}{r} 1 \\ + 4 \\ \hline \end{array}$$

$$\begin{array}{r} 1 \\ + 5 \\ \hline \end{array}$$





$$\begin{array}{r} 0 \\ + 0 \\ \hline \end{array}$$

$$\begin{array}{r} 1 \\ + 8 \\ \hline \end{array}$$

Last Name _____

Let's Go Shop!

Count the coins. Write the correct amount. Draw a line from the money amount to the correct picture!



Name: _____

Basic Addition

$$\begin{array}{r} 2 \\ + 1 \\ \hline \end{array}$$

$$\begin{array}{r} 4 \\ + 7 \\ \hline \end{array}$$

$$\begin{array}{r} 3 \\ + 3 \\ \hline \end{array}$$

$$\begin{array}{r} 4 \\ + 4 \\ \hline \end{array}$$

$$\begin{array}{r} 2 \\ + 0 \\ \hline \end{array}$$

$$\begin{array}{r} 1 \\ + 7 \\ \hline \end{array}$$

$$\begin{array}{r} 3 \\ + 9 \\ \hline \end{array}$$

$$\begin{array}{r} 4 \\ + 10 \\ \hline \end{array}$$

$$\begin{array}{r} 3 \\ + 4 \\ \hline \end{array}$$

$$\begin{array}{r} 3 \\ + 2 \\ \hline \end{array}$$

$$\begin{array}{r} 2 \\ + 8 \\ \hline \end{array}$$

$$\begin{array}{r} 2 \\ + 5 \\ \hline \end{array}$$

$$\begin{array}{r} 1 \\ + 10 \\ \hline \end{array}$$

$$\begin{array}{r} 4 \\ + 0 \\ \hline \end{array}$$

$$\begin{array}{r} 2 \\ + 6 \\ \hline \end{array}$$

$$\begin{array}{r} 3 \\ + 5 \\ \hline \end{array}$$

$$\begin{array}{r} 4 \\ + 6 \\ \hline \end{array}$$

$$\begin{array}{r} 2 \\ + 9 \\ \hline \end{array}$$

$$\begin{array}{r} 1 \\ + 4 \\ \hline \end{array}$$

$$\begin{array}{r} 3 \\ + 7 \\ \hline \end{array}$$

$$\begin{array}{r} 2 \\ + 4 \\ \hline \end{array}$$

$$\begin{array}{r} 3 \\ + 8 \\ \hline \end{array}$$

$$\begin{array}{r} 4 \\ + 9 \\ \hline \end{array}$$

$$\begin{array}{r} 4 \\ + 5 \\ \hline \end{array}$$

$$\begin{array}{r} 4 \\ + 3 \\ \hline \end{array}$$

Time: _____ minutes **Score:** _____ out of 25

Name _____ Date _____

What time is it?


















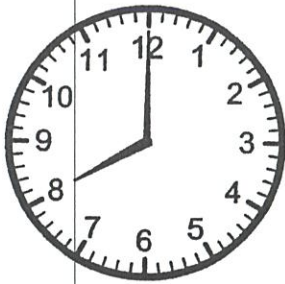


Kindergarten Math

L20D5


Name _____

What time is it?



Name: _____

100 Chart



Complete the 100 chart by filling in the empty boxes with the missing numbers.

			4						
								19	
				25					
31									
						47			
		53							
							68		
									80
					86				
	92								

Name _____

Date _____

$$\begin{array}{r} 6 \\ + 2 \\ \hline \end{array}$$

$$\begin{array}{r} 1 \\ + 0 \\ \hline \end{array}$$

$$\begin{array}{r} 0 \\ + 5 \\ \hline \end{array}$$

$$\begin{array}{r} 9 \\ + 0 \\ \hline \end{array}$$

$$\begin{array}{r} 2 \\ + 10 \\ \hline \end{array}$$

$$\begin{array}{r} 3 \\ + 2 \\ \hline \end{array}$$

$$\begin{array}{r} 3 \\ + 5 \\ \hline \end{array}$$

$$\begin{array}{r} 3 \\ + 0 \\ \hline \end{array}$$

$$\begin{array}{r} 8 \\ + 4 \\ \hline \end{array}$$

$$\begin{array}{r} 3 \\ + 8 \\ \hline \end{array}$$

$$\begin{array}{r} 3 \\ + 6 \\ \hline \end{array}$$

$$\begin{array}{r} 1 \\ + 1 \\ \hline \end{array}$$

$$\begin{array}{r} 4 \\ + 2 \\ \hline \end{array}$$

$$\begin{array}{r} 1 \\ + 10 \\ \hline \end{array}$$

$$\begin{array}{r} 5 \\ + 8 \\ \hline \end{array}$$

$$\begin{array}{r} 10 \\ + 0 \\ \hline \end{array}$$

$$\begin{array}{r} 7 \\ + 2 \\ \hline \end{array}$$

$$\begin{array}{r} 5 \\ + 5 \\ \hline \end{array}$$


$$\begin{array}{r} 4 \\ + 4 \\ \hline \end{array}$$

$$\begin{array}{r} 9 \\ + 2 \\ \hline \end{array}$$

Name: _____

100 Chart

Complete the 100 chart by filling in the empty boxes with the missing numbers.



			4		6				
11						17		19	
21				25					30
31		33			36				
41				45		47			50
		53							
			64				68		
71									80
		83			86				90
	92						98		

★ WOW ★

Name _____ Date _____

$$\begin{array}{r} 4 \\ + 12 \\ \hline \end{array}$$

$$\begin{array}{r} 4 \\ + 2 \\ \hline \end{array}$$

$$\begin{array}{r} 5 \\ + 14 \\ \hline \end{array}$$

$$\begin{array}{r} 10 \\ + 1 \\ \hline \end{array}$$

$$\begin{array}{r} 7 \\ + 3 \\ \hline \end{array}$$

$$\begin{array}{r} 4 \\ + 14 \\ \hline \end{array}$$

$$\begin{array}{r} 0 \\ + 7 \\ \hline \end{array}$$

$$\begin{array}{r} 2 \\ + 12 \\ \hline \end{array}$$

$$\begin{array}{r} 4 \\ + 1 \\ \hline \end{array}$$

$$\begin{array}{r} 2 \\ + 1 \\ \hline \end{array}$$

$$\begin{array}{r} 13 \\ + 3 \\ \hline \end{array}$$

$$\begin{array}{r} 9 \\ + 5 \\ \hline \end{array}$$

$$\begin{array}{r} 0 \\ + 0 \\ \hline \end{array}$$

$$\begin{array}{r} 1 \\ + 8 \\ \hline \end{array}$$

$$\begin{array}{r} 5 \\ + 10 \\ \hline \end{array}$$

$$\begin{array}{r} 0 \\ + 11 \\ \hline \end{array}$$

$$\begin{array}{r} 2 \\ + 13 \\ \hline \end{array}$$

$$\begin{array}{r} 1 \\ + 13 \\ \hline \end{array}$$

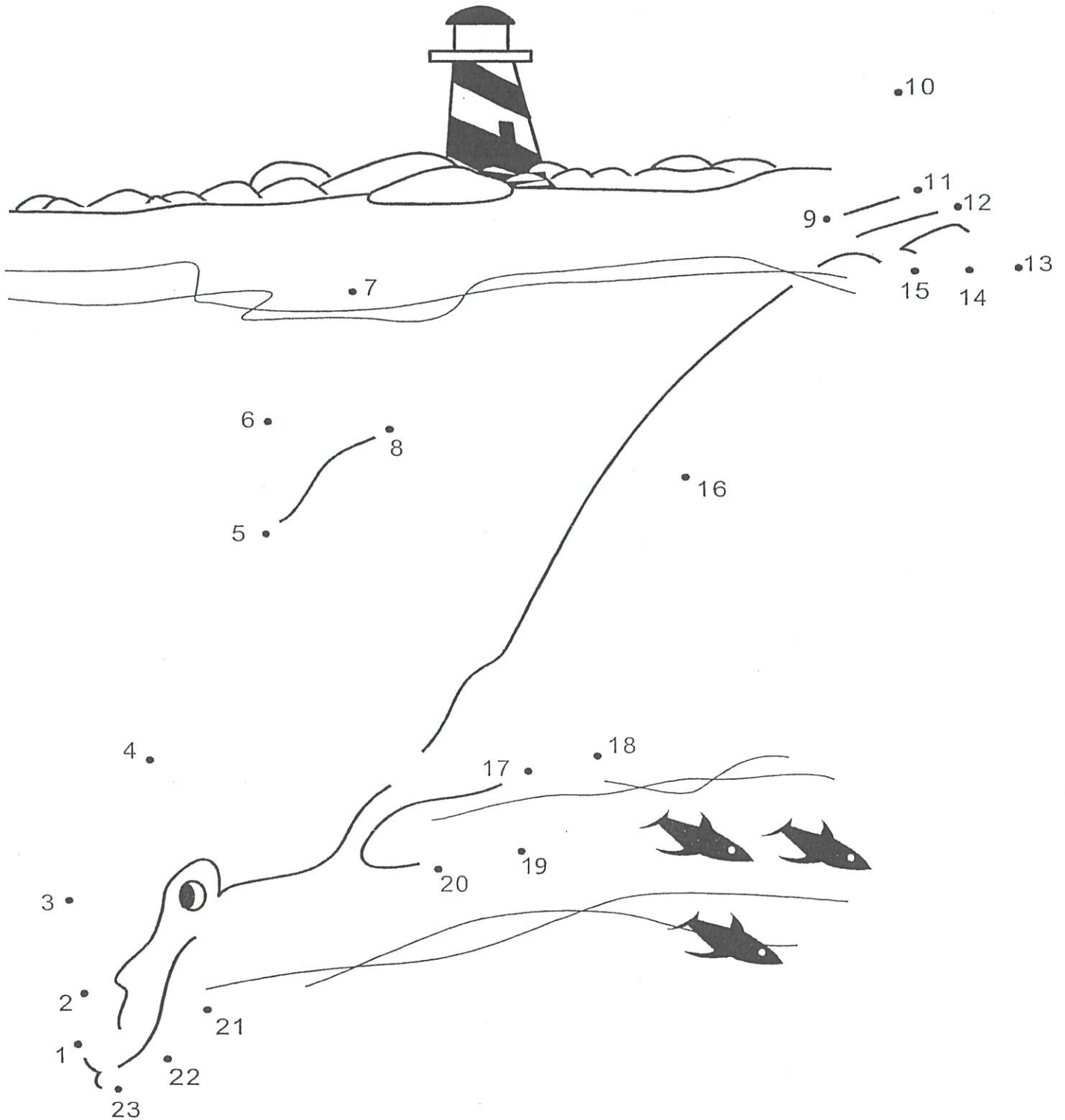
$$\begin{array}{r} 0 \\ + 13 \\ \hline \end{array}$$

$$\begin{array}{r} 14 \\ + 2 \\ \hline \end{array}$$

Name: _____

Dot-to-Dot

Connect the dots and color.



Name _____

Date _____

$$\begin{array}{r} 12 \\ + 3 \\ \hline \end{array}$$

$$\begin{array}{r} 6 \\ + 5 \\ \hline \end{array}$$

$$\begin{array}{r} 4 \\ + 3 \\ \hline \end{array}$$

$$\begin{array}{r} 4 \\ + 15 \\ \hline \end{array}$$

$$\begin{array}{r} 5 \\ + 0 \\ \hline \end{array}$$

$$\begin{array}{r} 6 \\ + 2 \\ \hline \end{array}$$

$$\begin{array}{r} 4 \\ + 4 \\ \hline \end{array}$$

$$\begin{array}{r} 16 \\ + 4 \\ \hline \end{array}$$

$$\begin{array}{r} 10 \\ + 3 \\ \hline \end{array}$$

$$\begin{array}{r} 7 \\ + 0 \\ \hline \end{array}$$

$$\begin{array}{r} 1 \\ + 11 \\ \hline \end{array}$$

$$\begin{array}{r} 7 \\ + 5 \\ \hline \end{array}$$

$$\begin{array}{r} 1 \\ + 17 \\ \hline \end{array}$$

$$\begin{array}{r} 20 \\ + 0 \\ \hline \end{array}$$

$$\begin{array}{r} 2 \\ + 11 \\ \hline \end{array}$$

$$\begin{array}{r} 4 \\ + 8 \\ \hline \end{array}$$

$$\begin{array}{r} 18 \\ + 1 \\ \hline \end{array}$$

$$\begin{array}{r} 16 \\ + 3 \\ \hline \end{array}$$

$$\begin{array}{r} 2 \\ + 2 \\ \hline \end{array}$$

$$\begin{array}{r} 5 \\ + 13 \\ \hline \end{array}$$

Name _____

Date _____

$$\begin{array}{r} 5 \\ + 0 \\ \hline \end{array}$$

$$\begin{array}{r} 17 \\ + 2 \\ \hline \end{array}$$

$$\begin{array}{r} 0 \\ + 1 \\ \hline \end{array}$$

$$\begin{array}{r} 2 \\ + 2 \\ \hline \end{array}$$

$$\begin{array}{r} 2 \\ + 6 \\ \hline \end{array}$$

$$\begin{array}{r} 3 \\ + 14 \\ \hline \end{array}$$

$$\begin{array}{r} 6 \\ + 0 \\ \hline \end{array}$$

$$\begin{array}{r} 16 \\ + 1 \\ \hline \end{array}$$

$$\begin{array}{r} 2 \\ + 13 \\ \hline \end{array}$$

$$\begin{array}{r} 13 \\ + 5 \\ \hline \end{array}$$

$$\begin{array}{r} 1 \\ + 4 \\ \hline \end{array}$$

$$\begin{array}{r} 20 \\ + 5 \\ \hline \end{array}$$

$$\begin{array}{r} 0 \\ + 13 \\ \hline \end{array}$$

$$\begin{array}{r} 7 \\ + 0 \\ \hline \end{array}$$

$$\begin{array}{r} 19 \\ + 4 \\ \hline \end{array}$$

$$\begin{array}{r} 10 \\ + 3 \\ \hline \end{array}$$

$$\begin{array}{r} 10 \\ + 2 \\ \hline \end{array}$$

$$\begin{array}{r} 3 \\ + 4 \\ \hline \end{array}$$

$$\begin{array}{r} 10 \\ + 4 \\ \hline \end{array}$$

$$\begin{array}{r} 4 \\ + 17 \\ \hline \end{array}$$

Name _____ Date _____

What time is it?




















Name _____

① Fill in the numbers on the clock.

Write the numbers to count the minutes 15's around the clock.



What time is it?

$1 + 9 = \underline{\quad}$

$2 + 8 = \underline{\quad}$

$3 + 7 = \underline{\quad}$

$4 + 6 = \underline{\quad}$

$5 + 5 = \underline{\quad}$

$6 + 4 = \underline{\quad}$

$7 + 3 = \underline{\quad}$

$8 + 2 = \underline{\quad}$

$9 + 1 = \underline{\quad}$

Write or say the missing numbers.

$1 \quad \underline{\quad} \quad 3 \quad \underline{\quad}$

$5 \quad \underline{\quad} \quad 7 \quad \underline{\quad}$

$9 \quad \underline{\quad} \quad 11 \quad \underline{\quad}$

$13 \quad \underline{\quad} \quad 15 \quad \underline{\quad}$

$17 \quad \underline{\quad} \quad 19 \quad \underline{\quad}$

$21 \quad \underline{\quad} \quad 23 \quad \underline{\quad}$

$25 \quad \underline{\quad} \quad 27 \quad \underline{\quad}$

$29 \quad \underline{\quad} \quad 31 \quad \underline{\quad}$

$33 \quad \underline{\quad} \quad 35 \quad \underline{\quad}$

Name _____

Date _____

$$\begin{array}{r} 6 \\ + 3 \\ \hline \end{array}$$

$$\begin{array}{r} 1 \\ + 10 \\ \hline \end{array}$$

$$\begin{array}{r} 2 \\ + 8 \\ \hline \end{array}$$

$$\begin{array}{r} 3 \\ + 2 \\ \hline \end{array}$$

$$\begin{array}{r} 7 \\ + 0 \\ \hline \end{array}$$

$$\begin{array}{r} 4 \\ + 6 \\ \hline \end{array}$$

$$\begin{array}{r} 8 \\ + 5 \\ \hline \end{array}$$

$$\begin{array}{r} 5 \\ + 3 \\ \hline \end{array}$$

$$\begin{array}{r} 5 \\ + 0 \\ \hline \end{array}$$

$$\begin{array}{r} 0 \\ + 0 \\ \hline \end{array}$$

$$\begin{array}{r} 10 \\ + 3 \\ \hline \end{array}$$

$$\begin{array}{r} 1 \\ + 8 \\ \hline \end{array}$$

$$\begin{array}{r} 1 \\ + 3 \\ \hline \end{array}$$

$$\begin{array}{r} 1 \\ + 7 \\ \hline \end{array}$$

$$\begin{array}{r} 0 \\ + 6 \\ \hline \end{array}$$

$$\begin{array}{r} 3 \\ + 4 \\ \hline \end{array}$$

$$\begin{array}{r} 9 \\ + 4 \\ \hline \end{array}$$

$$\begin{array}{r} 9 \\ + 2 \\ \hline \end{array}$$

$$\begin{array}{r} 3 \\ + 7 \\ \hline \end{array}$$

$$\begin{array}{r} 3 \\ + 8 \\ \hline \end{array}$$

Name: _____

Rocket Counting

Count to 20. Trace the dotted numbers.
Fill in the missing numbers.

Count to 20. Trace the dotted numbers.
Fill in the missing numbers.

10
9
8
7
6
5
4
3
2
1

1 2 3 4 5 6 7 8 9 10 11 12 13 14 15 16 17 18 19 20

"You did it!"

Name _____

Date _____

$$\begin{array}{r} 5 \\ + 5 \\ \hline \end{array}$$

$$\begin{array}{r} 9 \\ + 3 \\ \hline \end{array}$$

$$\begin{array}{r} 2 \\ + 8 \\ \hline \end{array}$$

$$\begin{array}{r} 4 \\ + 2 \\ \hline \end{array}$$

$$\begin{array}{r} 7 \\ + 2 \\ \hline \end{array}$$

$$\begin{array}{r} 3 \\ + 0 \\ \hline \end{array}$$

$$\begin{array}{r} 4 \\ + 7 \\ \hline \end{array}$$

$$\begin{array}{r} 2 \\ + 2 \\ \hline \end{array}$$

$$\begin{array}{r} 2 \\ + 3 \\ \hline \end{array}$$

$$\begin{array}{r} 4 \\ + 5 \\ \hline \end{array}$$

$$\begin{array}{r} 2 \\ + 9 \\ \hline \end{array}$$

$$\begin{array}{r} 7 \\ + 5 \\ \hline \end{array}$$

$$\begin{array}{r} 5 \\ + 0 \\ \hline \end{array}$$

$$\begin{array}{r} 5 \\ + 9 \\ \hline \end{array}$$

$$\begin{array}{r} 7 \\ + 3 \\ \hline \end{array}$$

$$\begin{array}{r} 0 \\ + 0 \\ \hline \end{array}$$

$$\begin{array}{r} 3 \\ + 5 \\ \hline \end{array}$$

$$\begin{array}{r} 8 \\ + 1 \\ \hline \end{array}$$

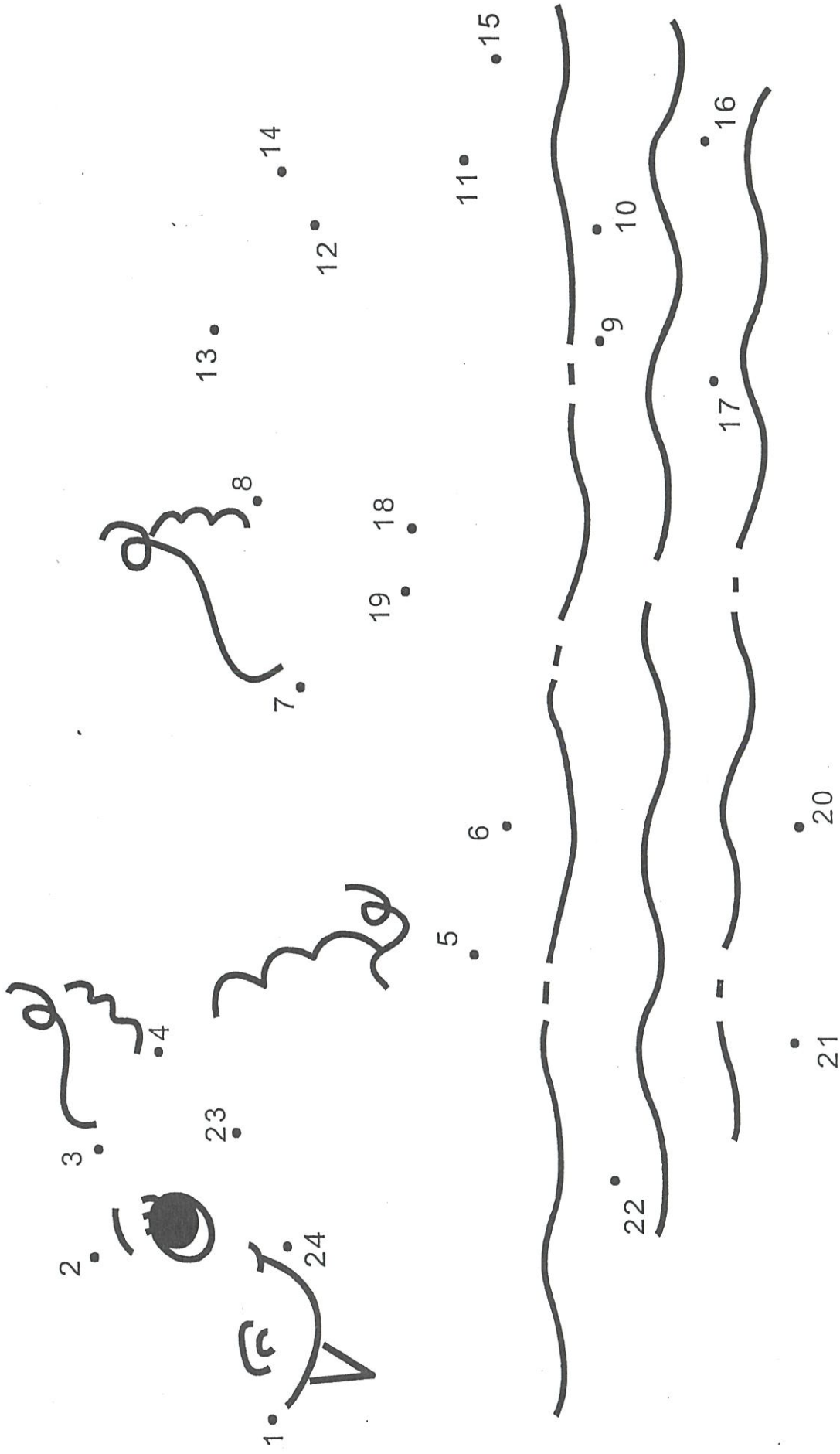
$$\begin{array}{r} 4 \\ + 4 \\ \hline \end{array}$$

$$\begin{array}{r} 1 \\ + 2 \\ \hline \end{array}$$

Name: _____

Dot-to-Dot

Connect the dots and color.



Last Name _____


















Name: _____

100 Chart



Complete the 100 chart by filling in the empty boxes with the missing numbers.

1									