

The background is a dark charcoal gray. It features a large, faint, light gray graphic that resembles a stylized 'C' or a partial circle. This graphic is composed of several concentric arcs. Overlaid on these arcs are several thick, dark gray geometric lines that form a complex, abstract pattern, possibly suggesting a stylized letter 'Z' or a series of connected angles.

CRAFTSMAN COLLECTION

THERE'S A QUIET ALLURE TO
PERFECTION—AN IRRESISTIBLE
DRAW TO WHAT LIES
BEHIND THE DOOR. THE
CRAFTSMAN COLLECTION
IS MORE THAN CABINET
ACCESSORIES; IT'S AN
INVITATION TO EXPERIENCE...

LUXURY REDEFINED.

CRAFTSMAN
COLLECTION



Elevate your cabinetry with the Craftsman Collection by Rev-A-Shelf®, our premier line of high-end cabinet accessories. Designed for those who demand the perfect blend of style and functionality, this collection redefines sophistication with sleek, modern lines and premium craftsmanship.

Each piece features striking black accents, offering a contemporary aesthetic that complements any kitchen or living space. Designed with both durability and elegance in mind, the Craftsman Collection combines stunning aesthetics with the innovative performance you expect from Rev-A-Shelf®.

From seamless storage solutions to elegant organizational details, the Craftsman Collection transforms cabinets into a curated design statement. Where form meets function, every detail is meticulously crafted to enhance your space with timeless appeal.

Step into a world of luxury and refinement with the Craftsman Collection, where inspired design reimagines cabinetry organization.

COLLECTION FEATURES:

Solid wood construction with recessed black wire accents



Concealed adjustable rear stop for added safety and stability



BLUM MOVENTO, 763 or 769 heavy-duty slides



Patented black adjustable door-mount brackets (US Patent No. 8,388,076)



The background features a large, faint, stylized logo. It consists of a square frame with rounded corners, containing several concentric circles. The logo is rendered in a dark gray color against a black background.

CRAFTSMAN COLLECTION

BASE CABINET PULLOUT W/ KNIFE BLOCK

Store your kitchen knives, shears, meat thermometers, and more in style with the 448KBCC Craftsman Collection Knife Block Base Cabinet Pullout. Part of our newly introduced Craftsman Collection for 2025, this pullout organizer combines timeless style and exceptional functionality.

The elegant design features curved black wire accents, solid maple construction and furniture-grade soft edges. The distinctive decorative details echo the graceful curves at the top of the pullout, creating a cohesive and sophisticated look.

Built for practicality and convenience, the 448KBCC includes up to two knife block inserts with flex rod technology to securely hold your knives, a removable wire utensil bin, and an antimicrobial dishwasher-safe cutting board. Designed for 9" and 12" base cabinets, it has concealed rear stops that provide extra safety and stability, patented door mount brackets (US Patent No. 8,388,076), and BLUM MOVENTO soft-close slides that provide smooth operation and easy installation.




Dishwasher-safe cutting board included



(1) Removable black wire utensil bin



Sculpted black wire accents



Flex Rod Knife Holder



The curved lines of the cutting board enhance the pullout's soft contours

CRAFTSMAN
COLLECTION



448KBCC-BCSC-5MB

blum

See pg. 30 for specs and pricing.




448UTCC-BCSC-5MB

blum

See pg. 30 for specs and pricing.

BASE CABINET PULLOUT W/ UTENSIL BINS



Furniture-grade soft edges



Up to (4) Removable black wire utensil bins

Introducing the 448UTCC Craftsman Collection Utensil Base Cabinet Pullout - one of the exciting new launches for KBIS 2025 from Rev-A-Shelf®! Thoughtfully designed to complement the entire Craftsman Collection, this organizer blends timeless elegance with modern functionality.

Crafted from solid maple with soft, furniture-grade edges and accented by recessed black wire detailing, the 448UTCC brings understated sophistication to your kitchen. Available in two sizes for 9" and 12" base cabinets, it features a fixed top shelf with up to four minimalist open-wire designed bins, a sturdy bottom shelf, and BLUM MOVENTO soft-close slides for smooth and reliable operation. Concealed rear stops provide extra safety and stability and patented black door-mount brackets (US Patent No. 8,388,076) provide easy installation.



CRAFTSMAN
COLLECTION

Graceful curves and sophisticated black accents seamlessly complement the entire collection



BASE CABINET PULLOUT W/ TRAY DIVIDER/ FOIL WRAP HOLDER



Every kitchen has a few items that can be a pain to keep organized; bakeware, cutting boards, trays and those long boxes of foil and plastic wrap are always near the top of that list! Rev-A-Shelf® is happy to solve another organization dilemma with the 447CC Craftsman Collection Base Cabinet Pullout with a Tray Divider and Foil Wrap Holder.

This sleek organizer is a part of our Craftsman Collection, all new for 2025. Enjoy refined aesthetics with practicality, showcasing furniture-

grade soft edges, solid wood construction, and recessed black wire accents that add a modern touch.

Built to last, the 447CC Series glides on BLUM MOVENTO soft-close slides. Designed for 9" and 12" base cabinets, these units feature patented door-mount brackets (US Patent No. 8,388,076), concealed rear stops that provide extra safety and stability, one fixed divider for bakeware and three removable, adjustable T-Bars for foil, plastic wrap, food storage bags and more.



Adjustable T-Bars for foil, plastic wrap and food storage bags, or remove them to store large items



Sleek curved lines and bold black accents that blend effortlessly with the collection's refined aesthetic

CRAFTSMAN
COLLECTION



447CC-BCSC-5MB

blum


See pg. 30 for specs and pricing.



448CC-BCSC-5MB

blum

BASE CABINET PULLOUT



A distinctive cut-out design, smooth curved edges and bold black wire accents elevate both form and function



Adjustable middle shelf that discreetly conceals adjustment holes

CRAFTSMAN
COLLECTION



Rev-A-Shelf® is excited to introduce the newly redesigned 448CC Series Base Cabinet Pullout, part of the elegant Craftsman Collection debuting in 2025.

This pullout organizer combines refined aesthetics with practicality, showcasing

furniture-grade soft edges, solid wood construction, and recessed black wire accents that add a modern touch. Designed for 9" and 12" base cabinets, the 448CC features a fixed top and bottom shelf, an adjustable middle shelf, and curved details that enhance both style and functionality.

Complete with BLUM MOVENTO soft-close slides and patented door-mount brackets (US Patent No. 8,388,076), this innovative pullout organizer brings timeless craftsmanship with a modern touch and easy organization to your kitchen.



BOTTOM-MOUNT WASTE CONTAINER



Stash your trash in luxurious style with the 4WCCC Series Craftsman Collection Bottom Mount Waste Container from Rev-A-Shelf®! This one-of-a-kind pullout waste container features the same solid wood

construction, recessed wire black accents, and a stunning new design with furniture-grade soft edges that is cohesive throughout our entire Craftsman Collection, new for 2025.

Designed for 15", 18" and 24" base cabinets, the decorative radius on either side of the pullout holds the BPA-free black polypropylene waste containers securely in place. The black door-mount brackets are integrated into the frame, giving a clean visual appearance. This unit glides on BLUM MOVENTO soft-close slides for smooth operation.



Elegantly contoured wood silhouette



Double 50 qt. configuration shown, see pg. 30 for all options



Single waste container option includes a rear storage area




Integrated black wire accents complement the decorative radius above with a seamless flow



Patented black adjustable door-mount brackets

CRAFTSMAN
COLLECTION



4WCCC-2432DM-418MB

blum

See pg. 30 for specs and pricing.



487CC-12-LMB

“GIRASOLO” BLIND CORNER OPTIMIZER



Banded wood rim with recessed black wire accents



Black soft-close pivot hardware system



CRAFTSMAN
COLLECTION

The scoop-out design in the wood rim allows the wire accent to function as a convenient handle

The 487CC Series Craftsman Collection “Girasolo” Blind Corner Optimizer by Rev-A-Shelf® brings a sophisticated upgrade to the classic Girasolo design. As part of the 2025 Craftsman Collection, this innovative blind corner solution combines curved lines with soft edges in its solid maple construction. Recessed matte black wire accents add a sleek, modern look to the organizers.

Thoughtfully designed with functionality and style in mind, the 487CC Series pulls directly out of the cabinet on a soft-close pivot hardware

system, eliminating the need for adjacent appliance clearance. The elegant black wire accents double as a handle for effortless operation.

Available in three sizes for 12”, 15” and 18” blind corner cabinet openings, this organizer features two pullout trays. The trays glide smoothly, providing easy access to hard-to-reach blind corner cabinets. The adjustable shelving system further enhances the storage possibilities, making it the perfect solution for organizing while maintaining the seamless Craftsman Collection aesthetic.



ADJUSTABLE DEEP DRAWER DIVIDER



The 4WDIVCC Craftsman Collection Adjustable Deep Drawer Divider Inserts from Rev-A-Shelf® will bring organization without sacrificing style.

Designed for 24", 30" and 36" base cabinet drawers, these trimmable inserts feature solid maple construction and recessed black wire accents for a modern

and refined appearance. The unique curved design seamlessly complements the rest of the Craftsman Collection while adding both visual interest and effortless access to the contents of the drawer.

The 4WDIVCC Series installs in seconds with just four screws and includes a removable black non-skid vinyl mat and four, five, or six removable, adjustable dividers that can be positioned either at an angle or vertically, allowing you to create a truly customized organization solution.




Black non-skid mat included



Curved divider profile with black accents



Features up to six adjustable, removable dividers that can be positioned vertically or at an angle for customized organization, along with up to (30) dowel pins for easy adjustments



Optimize your vertical drawer space by angling the dividers, creating the perfect solution for storing taller items

CRAFTSMAN
COLLECTION




4WDIVCC-36MB-1

See pg. 31 for specs and pricing.



4WCTCC-24MB-1

RIGHT-FIT CUTLERY TRAY INSERT



Black non-skid mat included



15" version shown, see pg. 31 for all options

Luxury isn't just about looks - it's about smart design. Upgrade your kitchen drawers with the 4WCTCC Series Craftsman Collection Right-Fit Cutlery Tray Inserts! These beautiful drawer inserts feature solid maple construction with a semi-gloss finish and recessed black wire accents for a stylish look that you won't find anywhere else on the market.

Designed for 5/8" thick drawer boxes in 15", 18", 21" and 24" widths with a 1-1/2" face frame, these drop-in inserts install in seconds with no tools or trimming required. The unique curved design provides both visual interest and even easier access to the contents of the drawer. Includes a removable black non-skid vinyl mat.



CRAFTSMAN
COLLECTION

Soft edges and black accents complement other Craftsman Collection products




RIGHT-FIT UTENSIL TRAY INSERT



Luxury isn't just about looks - it's about smart design. Upgrade your kitchen drawers with the 4WCTCC Series Craftsman Collection Right-Fit Cutlery Tray Inserts! These beautiful drawer inserts feature solid maple construction with a semi-gloss finish and recessed black wire accents for a stylish look that you won't find anywhere else on the market.


Designed for 5/8" thick drawer boxes in 15", 18", 21" and 24" widths with a 1-1/2" face frame, these drop-in inserts install in seconds with no tools or trimming required. The unique curved design provides both visual interest and even easier access to the contents of the drawer. Includes a removable black non-skid vinyl mat.



Black non-skid mat included



15" version shown, see pg. 31 for all options



Soft edges and black accents complement other Craftsman Collection products

CRAFTSMAN
COLLECTION



4WUTCC-24MB-1



4CC-401-32BS-1MB

KIDNEY-SHAPED LAZY SUSAN




Banded wood rim



Unique scoop-out design that allows the wire accent to function as a handle



Recessed black wire accents

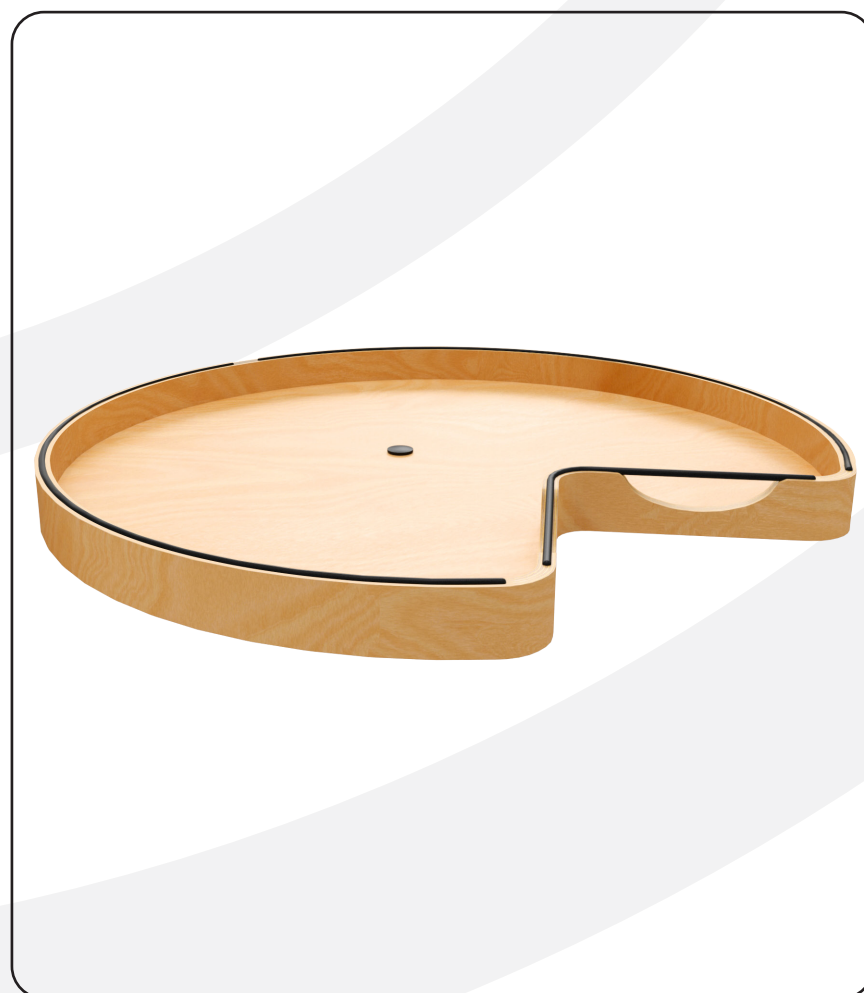


Tray swivels on an aluminum bearing

CRAFTSMAN
COLLECTION

Rev-A-Shelf® is putting a new "spin" on cabinet organization with the Craftsman Collection, our exciting launch for 2025. This product line features stunning lines, visual lightness, solid maple construction, and stylish embedded black wire accents for a distinctive look that sets it apart from anything else on the market. Included in



this program is the 4CC-401 Series Craftsman Collection Kidney-Shaped Lazy Susan, available in 28" and 32" sizes. Designed for corner base cabinets, these single shelf Lazy Susans include an aluminum bearing. The distinctive curved design in the front of the unit allows the black wire accent to double as a handle for easy operation.



STAINLESS-STEEL BASKETS

Store your produce in style with the 4SSB Series Stainless-Steel Produce Baskets, new from Rev-A-Shelf® for 2025. These removable baskets are designed for 15" and 18" base cabinet openings and are intended for use without cabinet doors. They are available in natural maple or walnut construction, featuring either a

stainless-steel bottom with matching handles or a luxurious black bottom with matching handles. The perforated design promotes ample air circulation and prevents moisture buildup, keeping your fruits and vegetables fresher for longer. Enjoy simple installation with a trim-to-fit side rail and easy transport using the built-in handles.



4SSB-15-WN

PULL-DOWN SHELVING SYSTEM



5PDYO-36MB

Upgrade your kitchen with the sleek and space-saving Yo-Yo, 5PDYO Series Customizable Pull-Down Shelving System. Designed for wall cabinets up to 36" wide (with 5/8" wall construction and a 34-3/4" interior width). This innovative storage solution is trimmable to fit virtually any wall cabinet, with a recommended minimum internal width of 14-1/2".

Crafted from durable sheet metal with an elegant black finish, the unit boasts a 40 lb. weight capacity and features

smooth gas-spring assist for effortless pull-down and push-up operation. The side-mount design optimizes cabinet space, leaving room below for additional storage.

Choose from two included maple shelves and matching back walls, or customize your setup with your own 5/8" thick shelving substrate. The 5PDYO Series offers flexibility, convenience, and functionality to transform any kitchen into a well-organized, stylish space.



PAPER TOWEL DRAWER



Rev-A-Shelf® has revolutionized kitchen organization again with the 4PTD Series Paper Towel Drawer! The drawer system holds one standard-size paper towel roll with ample storage in the back for additional rolls.

Designed for 18" full-height base or custom 18" door/drawer cabinets with a 15" wide by 7-1/2" (7-5/8" for inset) high opening, this stunning drawer features natural maple dovetail construction with a semi-gloss finish or walnut with a satin finish, a removable dowel for the

paper towel roll and BLUM TANDEM soft-close slides. Adjustable mounting hardware and a maple or walnut inset beauty ring (which can also serve as a template or drawer front) are included for flexible and easy installation.



4PTD-18HSC-1

blum

See pg. 32 for specs and pricing.



PAPER TOWEL AND FOIL WRAP TIERED DRAWER SYSTEM

Rev-A-Shelf® has revolutionized kitchen organization again with the 4PTTD Series Paper Towel Drawer! Designed to hold one standard paper towel roll in the front, this drawer system features a tiered design with three holders with cutting blades for aluminum foil, plastic wrap or parchment paper. Additional storage space can be found both in the back of the unit and below.

This product is designed for use in 18" full-height base cabinets or door/drawer applications with a 15" wide by 7-1/2" (7-5/8" for inset) high drawer opening. It features natural maple

dovetail construction with a semi-gloss finish or walnut with a satin finish, a removable dowel for the paper towel roll and BLUM TANDEM soft-close slides. Adjustable mounting hardware and a maple or walnut inset beauty ring (which can also serve as a template or drawer front) are included for flexible and easy installation.



BASE CABINET PULLOUT w/ KNIFE BLOCK

Craftsman Collection - Base Cabinet Knife Block Pullout Organizer w/ BLUM Soft-Close					
PRODUCT	DESCRIPTION	DIMS	MCO	CAB	SLP
448KBCC-BCSC-5MB	5" Base Organizer w/ (1) 1 qt. Bin	5-15/16" (151 mm) W x 21-21/32" (550 mm) D x 25-5/8" (651 mm) H	5-1/4" (133 mm)	FHB9	\$677.99
448KBCC-BCSC-8MB	8" 5" Base Organizer w/ (1) 2 qt. Bin	8-15/16" (228 mm) W x 21-21/32" (550 mm) D x 25-5/8" (651 mm) H	8-1/4" (210 mm)	FHB12	\$825.99



BASE CABINET PULLOUT w/ UTENSIL BINS

Craftsman Collection - Base Cabinet Utensil Pullout Organizer w/ BLUM Soft-Close					
PRODUCT	DESCRIPTION	DIMS	MCO	CAB	SLP
448UTCC-BCSC-5MB	5" Base Organizer w/ (4) 1 qt. Bins	5-15/16" (151 mm) W x 21-21/32" (550 mm) D x 25-5/8" (651 mm) H	5-1/4" (133 mm)	FHB9	\$516.99
448UTCC-BCSC-8MB	8" Base Organizer w/ (4) 2 qt. Bins	8-15/16" (228 mm) W x 21-21/32" (550 mm) D x 25-5/8" (651 mm) H	8-1/4" (210 mm)	FHB12	\$634.99



BAKEWARE PULLOUT ORGANIZER

Craftsman Collection - Bakeware Pullout Organizer w/ BLUM Soft-Close					
PRODUCT	DESCRIPTION	DIMS	MCO	CAB	SLP
447CC-BCSC-5MB	5" Bakeware Organizer	5-15/16" (151 mm) W x 21-21/32" (550 mm) D x 19-5/8" (499 mm) H	5-1/4" (133 mm)	B9	\$457.99
447CC-BCSC-8MB	8" Bakeware Organizer	8-15/16" (228 mm) W x 21-21/32" (551 mm) D x 19-5/8" (499 mm) H	8-1/4" (210 mm)	B12	\$501.99



BASE CABINET PULLOUT

Craftsman Collection - Base Cabinet Pullout Organizer w/ BLUM Soft-Close					
PRODUCT	DESCRIPTION	DIMS	MCO	CAB	SLP
448CC-BCSC-5MB	5" Base Organizer	5-15/16" (151 mm) W x 21-21/32" (550 mm) D x 25-5/8" (651 mm) H	5-1/4" (133 mm)	FHB9	\$471.99
448CC-BCSC-8MB	8" Base Organizer	8-15/16" (228 mm) W x 21-21/32" (550 mm) D x 25-5/8" (651 mm) H	8-1/4" (210 mm)	FHB12	\$515.99



MAPLE BOTTOM-MOUNT WASTE CONTAINER

Craftsman Collection - Maple Bottom Mount Pullout Waste Container w/ BLUM Soft-Close					
PRODUCT	DESCRIPTION	DIMS	MCO	CAB	SLP
4WCCC-1535DM-118MB	Single 35 qt.	12" (305 mm) W x 22-3/32" (562 mm) D x 20-11/32" (517 mm) H	12" (305 mm)	B15	\$536.99
4WCCC-1550DM-118MB	Single 50 qt.	12" (305 mm) W x 22-3/32" (562 mm) D x 24-1/4" (616 mm) H	12" (305 mm)	FHB15	\$551.99
4WCCC-1835DM-218MB	Double 35 qt.	15" (381 mm) W x 22-3/32" (562 mm) D x 20-11/32" (517 mm) H	15" (381 mm)	B18	\$586.99
4WCCC-2432DM-418MB	Double 32 qt.	20-31/32" (533 mm) W x 22-3/32" (562 mm) D x 20-9/32" (516 mm) H	21" (533 mm)	B24	\$675.99



"GIRASOLO" BLIND CORNER OPTIMIZER



Craftsman Collection - "Girasolo" Blind Corner Optimizer					
PRODUCT	DESCRIPTION	DIMS	MCO	CAB	SLP
487CC-12-LMB	Two-Tier for 12" Cabinet Opening	33-1/16" (840 mm) W x 14-19/32" (371 mm) D x 24-13/32" (621 mm) H	12" (305 mm)	BC42	\$810.99
487CC-12-RMB	Two-Tier for 12" Cabinet Opening	32-1/16" (815 mm) W x 14-19/32" (371 mm) D x 24-13/32" (621 mm) H	12" (305 mm)	BC42	\$810.99
487CC-15-LMB	Two-Tier for 15" Cabinet Opening	35-13/16" (910 mm) W x 16-5/8" (422 mm) D x 24-13/32" (621 mm) H	15" (381 mm)	BC45	\$854.99
487CC-15-RMB	Two-Tier for 15" Cabinet Opening	35-13/16" (910 mm) W x 16-5/8" (422 mm) D x 24-13/32" (621 mm) H	15" (381 mm)	BC45	\$854.99
487CC-18-LMB	Two-Tier for 18" Cabinet Opening	37-31/32" (965 mm) W x 18-1/32" (459 mm) D x 24-13/32" (621 mm) H	18" (457 mm)	BC48	\$881.99
487CC-18-RMB	Two-Tier for 18" Cabinet Opening	37-31/32" (965 mm) W x 18-1/32" (459 mm) D x 24-13/32" (621 mm) H	18" (457 mm)	BC48	\$881.99

ADJUSTABLE DEEP DRAWER DIVIDER INSERT



Craftsman Collection - Maple Adjustable Deep Drawer Divider Insert				
PRODUCT	DESCRIPTION	DIMS	CAB	SLP
4WDIVCC-24MB-1	24" Deep Drawer Divider	19-1/4" (489 mm) W x 19-13/16" (503 mm) D x 5-31/32" (152 mm) H	DB24	\$207.99
4WDIVCC-30MB-1	30" Deep Drawer Divider	25-1/4" (642 mm) W x 19-13/16" (503 mm) D x 5-31/32" (152 mm) H	DB30	\$266.99
4WDIVCC-36MB-1	36" Deep Drawer Divider	31-7/32" (793 mm) W x 19-13/16" (503 mm) D x 5-31/32" (152 mm) H	DB36	\$281.99

WOOD CUTLERY DRAWER INSERT



Craftsman Collection - Right-Fit Wood Cutlery Drawer Insert				
PRODUCT	DESCRIPTION	DIMS	CAB	SLP
4WCTCC-15MB-1	Cutlery Drawer Insert	10-1/4" (261 mm) W x 19-1/2" (496 mm) D x 2-11/32" (60 mm) H	B15	\$103.99
4WCTCC-18MB-1	Cutlery Drawer Insert	13-7/32" (337 mm) W x 19-1/2" (496 mm) D x 2-11/32" (60 mm) H	B18	\$112.99
4WCTCC-21MB-1	Cutlery Drawer Insert	16-7/32" (412 mm) W x 19-1/2" (496 mm) D x 2-11/32" (60 mm) H	B21	\$136.99
4WCTCC-24MB-1	Cutlery Drawer Insert	19-1/4" (489 mm) W x 19-1/2" (496 mm) D x 2-11/32" (60 mm) H	B24	\$157.99

WOOD UTENSIL DRAWER INSERT



Craftsman Collection - Right-Fit Wood Utensil Drawer Insert				
PRODUCT	DESCRIPTION	DIMS	CAB	SLP
4WUTCC-15MB-1	Utensil Drawer Insert	10-1/4" (261 mm) W x 19-1/2" (496 mm) D x 2-11/32" (60 mm) H	B15	\$94.99
4WUTCC-18MB-1	Utensil Drawer Insert	13-7/32" (337 mm) W x 19-1/2" (496 mm) D x 2-11/32" (60 mm) H	B18	\$108.99
4WUTCC-21MB-1	Utensil Drawer Insert	16-7/32" (412 mm) W x 19-1/2" (496 mm) D x 2-11/32" (60 mm) H	B21	\$135.99
4WUTCC-24MB-1	Utensil Drawer Insert	19-1/4" (489 mm) W x 19-1/2" (496 mm) D x 2-11/32" (60 mm) H	B24	\$142.99


KIDNEY-SHAPED LAZY SUSAN



Craftsman Collection - Kidney-Shaped Lazy Susan w/ Swivel Bearing				
PRODUCT	DESCRIPTION	DIMS	CAB	SLP
4CC-401-28BS-1MB	28" Single Shelf	28" (712 mm) W x 26" (661 mm) D x 2-7/8" (73 mm) H	LCB33	\$265.99
4CC-401-32BS-1MB	32" Single Shelf	32" (813 mm) W x 29-7/16" (749 mm) D x 2-7/8" (74 mm) H	LCB36	\$286.99

STAINLESS-STEEL BASKET

Produce Pullout Baskets					
PRODUCT	DESCRIPTION	DIMS	CAB	FINISH	SLP
4SSB-15-MP	Stainless-Steel Produce Basket	14-11/16" (373 mm) W x 21-1/4" (540 mm) D x 8-13/32" (214 mm) H	B15	Maple	\$242.99
4SSB-15-MPMB	Black Produce Basket	14-11/16" (373 mm) W x 21-1/4" (540 mm) D x 8-13/32" (214 mm) H	B15	Maple	\$238.99
4SSB-15-WN	Stainless-Steel Produce Basket	14-11/16" (373 mm) W x 21-1/4" (540 mm) D x 8-13/32" (214 mm) H	B15	Walnut	\$323.99
4SSB-15-WNMB	Black Produce Basket	14-11/16" (373 mm) W x 21-1/4" (540 mm) D x 8-13/32" (214 mm) H	B15	Walnut	\$319.99
4SSB-18-MP	Stainless-Steel Produce Basket	17-11/16" (450 mm) W x 21-1/4" (540 mm) D x 8-13/32" (214 mm) H	B18	Maple	\$266.99
4SSB-18-MPMB	Black Produce Basket	17-11/16" (450 mm) W x 21-1/4" (540 mm) D x 8-13/32" (214 mm) H	B18	Maple	\$262.99
4SSB-18-WN	Stainless-Steel Produce Basket	17-11/16" (450 mm) W x 21-1/4" (540 mm) D x 8-13/32" (214 mm) H	B18	Walnut	\$363.99
4SSB-18-WNMB	Black Produce Basket	17-11/16" (450 mm) W x 21-1/4" (540 mm) D x 8-13/32" (214 mm) H	B18	Walnut	\$358.99



PULL-DOWN SHELVING SYSTEM

Trimable Pull-Down Organizer for Wall Cabinets			
PRODUCT	DESCRIPTION	DIMS	SLP
5PDYO-MB	Pull-Down Shelving System without Shelves		\$827.25
5PDYO-36MB	Pull-Down Shelving System	34-3/4" (883 mm) W x 9-27/32" (250 mm) D x 24-23/32" (629 mm) H	\$944.40



PAPER TOWEL DRAWER

Paper Towel Drawer System w/ BLUM Soft-Close Slides					
PRODUCT	DESCRIPTION	DIMS	CAB	FINISH	SLP
4PTD-18HSC-1	Paper Towel Drawer	15" (381 mm) W x 21-3/4" (553 mm) D x 6-11/16" (170 mm) H	B18	Maple	\$345.99
4PTD-WN18HSC-1	Paper Towel Drawer	15" (381 mm) W x 21-3/4" (553 mm) D x 6-11/16" (170 mm) H	B18	Walnut	\$435.99



TWO-TIER PAPER TOWEL DRAWER

Paper Towel Tiered Drawer System w/ Foil Cutters w/ BLUM Soft-Close Slides					
PRODUCT	DESCRIPTION	DIMS	CAB	FINISH	SLP
4PTTD-18HSC-1	Paper Towel Tiered Drawer	15" (381 mm) W x 21-3/4" (553 mm) D x 6-7/8" (176 mm) H	B18	Maple	\$435.99
4PTTD-WN18HSC-1	Paper Towel Tiered Drawer	15" (381 mm) W x 21-3/4" (553 mm) D x 6-7/8" (176 mm) H	B18	Walnut	\$534.99



WALNUT COMING SOON!





rev-a-shelf.com | 800-626-1126



SUMMERCC2025