



Your Path to Great Savings!

Step by Step Guide to Creating Your Account

memberperks[®] for **CPHR**
CHARTERED PROFESSIONALS
IN HUMAN RESOURCES
Alberta

Need help? Visit: <https://helpcentre.venngo.com/en>

Web and mobile:
cphralberta.venngo.com

MemberPerks is available as "Venngo"
in the App Store or Playstore





Table of Contents

WHAT WE COVER IN THIS STEP BY STEP

1. HOW TO ACTIVATE YOUR MEMBERPERKS ACCOUNT	03
2. DOWNLOADING THE MOBILE APP	05
3. HOW TO CREATE YOUR ACCOUNT VIA THE MOBILE APP	05
4. NAVIGATING MEMBERPERKS PORTAL	09
a) Homepage	09
b) Categories and searching	11
c) Understanding the perk pages	14
i. Expiration date	15
ii. Redemption Methods	15
iii. Suggest-A-Perk Page	16
iv. Redeem Perks	17
v. Invite family members to the program	17
5. FREQUENTLY ASKED QUESTIONS	18
a) Account recovery	19
6. CONTACT US	20

Step by Step: How to Activate your MemberPerks Account

This easy and simple step by step tutorial will help you set up your MemberPerks account.

STEP 1:

Visit: <https://cphralberta.venngo.com/login>

- Click on the “Sign Up” button to begin setting up your account.

STEP 2:

Authenticate your Account

- The “**create your account**” form will be displayed. You will be required to enter your Member ID and email address twice, then follow the instructions sent to you by email to obtain your activation code.

STEP 3:

Go to your email box, and click on the activation link then, fill in your personal information:

- Name
- Last Name
- Password
- Mobile number

STEP 4:

Set up your location - enter your work or home address to see the perks available in your specific area. You can add additional locations at any time under **“Settings”** after your account is setup ie. Hotel in Montreal.

Note: Google maps may default to the nearest location to the one you entered and may not be the exact address you entered.

Add a location
We use your location to show you all the great perks nearby. Please select the default location where you would like to use your perks.

Search
Enter your address

Distance: 0 km
Subscript: [input] City: [input] State(s): [input]

Country: [input] Province: [input] Postal code: [input]

Home
 Work

40%

- ✓ Add a location
Add your preferred address
- ✓ Communication
Get your preferences
- Terms of use
Read and agree to Terms and Conditions

STEP 5:

Sign up to receive MemberPerks e-newsletters and be in the know on the latest offers.

Note: You can unsubscribe at anytime.

Emails and Promotions
Don't miss out. Perks are being added and updated all the time. Subscribe and stay up-to-date on the latest offers.

By email
Yes, sign me up to receive newsletters.
[input]

By text
Yes, sign me up to receive text notifications.
[input]

Continue

75%

- ✓ Add a location
Add your preferred address
- ✓ Communication
Get your preferences
- ✓ Terms of use
Read and agree to Terms and Conditions

STEP 6:

Read and agree to the terms and conditions by checking the box.

memberperks by **CPHR**

Terms of use

Welcome to [input] (the "Program"), owned and operated by Venngo Inc. ("Venngo") and licensed to Team Venngo, Internal Employee Program (Licensee). In this document Venngo is referred to as "we", "our" or "us".

These terms and conditions ("Terms" or "Agreement") govern your use of the Program. Please read through the Terms.

This agreement constitutes a legally binding agreement between each individual who registers for the Program ("Member"). If you are a Member or use any of our properties, you agree that you have read this agreement, understand it, and agree to be bound by all of its terms and conditions.

If you do not agree with the Terms, do not use the Program and terminate your membership.

I agree to the above terms & conditions.

Continue

100%

- ✓ Add a location
Add your preferred address
- ✓ Communication
Get your preferences
- ✓ Terms of use
Read and agree to Terms and Conditions

STEP 7:

Take the perks with you on the go by downloading the venngo app through the [Apple app store](#) or [Google play](#). Enter your phone number to get a link to the app (if you do not wish to download the app at this time **“Click skip”**).

memberperks by **CPHR**

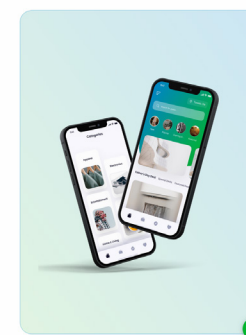
Get the Venngo app for iOS and Android
Don't leave home without your perks! Download the mobile app today!

[App Store](#) [Google play](#)

Send mobile app link to your phone
[input] **Send**

Get

To sign in to the Venngo app, your site URL name is: **VENNGO.COM**




Congratulations – you're ready to start saving!


Step by Step: Downloading the Mobile App

This easy and simple step by step tutorial will help you download the Venngo app from the App store or Google Play.

STEP 1:



For iPhone users:
Visit the App Store





For Android users:
Visit Google Play


STEP 2:



Search
"Venngo" or
"MemberPerks" in
the search bar



Search
"Venngo" or
"MemberPerks" in the
search bar



STEP 3:

Download the app
(it looks like this).

Step by Step: How to Create your Account via the Mobile App

This easy and simple step by step tutorial will help you set up your MemberPerks account from mobile.

Let's get started

To sign in or create an account please enter the web address of your program. It's typically the name of your organization. We just need the first part.

Site ID

Site Url

cphralberta ? .venngo.com

NEXT

Need help? Visit our Help Center

memberperks for CPHR
CENTRE FOR PROMOTING HUMAN RESOURCES IN HUMAN RESOURCES
Alberta

Email or Username

Password

password

[Forgot password?](#)

Sign in

Create Account

Sign in

Sign up

STEP 1:

Once downloaded & opened:

1. Enter your organization's Site ID where it says mysite ie. **cphralberta** then select **next**.

2. If you're already registered for an account, click **"Sign In"** and use your username and password to login.

3. If you do not have an account registered, please follow the steps to create an account through your portal (like above).

memberperks for CPHR
 Canadian Professional Homecare Association
 Alberta

Member ID

Enter your email address

Confirm your email address

Submit

Already signed up with MemberPerks? [Sign In](#)

STEP 2:

Registering for a new account, if needed.

If you are registering for a new account. You will need to enter in the required information on the Sign-Up page.

- The “**create your account**” form will be displayed. You will be required to enter your Member ID and email address twice, then follow the instructions sent to you by email to obtain your activation code.

memberperks for CPHR
 Canadian Professional Homecare Association
 Alberta

Create your account

Create your account today and start saving when you shop, eat and pla

First name Last name

Email address Mobile no

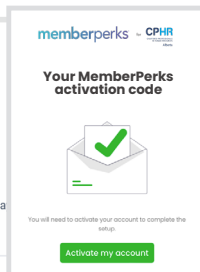
New password

 • Minimum 9 characters

Confirm new password

Save & Continue

[Privacy Policy](#) [Billing Inquiries](#)
 © Copyright 2024 Venngo Inc. All rights reserved. WorkPerks® is a registered trademark of Venngo Inc. All other trade-marks are



STEP 3:

Go to your email box, and click on the activation link, then fill in your personal information:

- Name
- Last Name
- Password
- Mobile number

memberperks for CPHR
 Canadian Professional Homecare Association
 Alberta

Add a location

We use your location to show you all the great perks nearby. Please select the default location where you would like to use your perks.

Search

Distance 50km(s)

Suite/apt. City

Country Province Postal code

Home
 Work

STEP 4:

Set up your location - enter your work or home address to see the perks available in your specific area. *You can add additional locations at any time under “**Settings**” after your account is setup ie. “hotel in Montreal”.

Note: Google maps may default to the nearest location to the one you entered and may not be the exact address you entered.

Emails and Promotions

Don't miss out. Perks are being added and updated all the time. Subscribe and stay on the latest offers.

By email
Yes, sign me up to receive newsletters

By text
Yes, sign me up to receive text notifications

Continue

STEP 5:

Sign up to receive our e-newsletters.

You can unsubscribe at any time but it's a great way to be **in the know on the latest offers!**

Then agree to the T&C.

STEP 6:

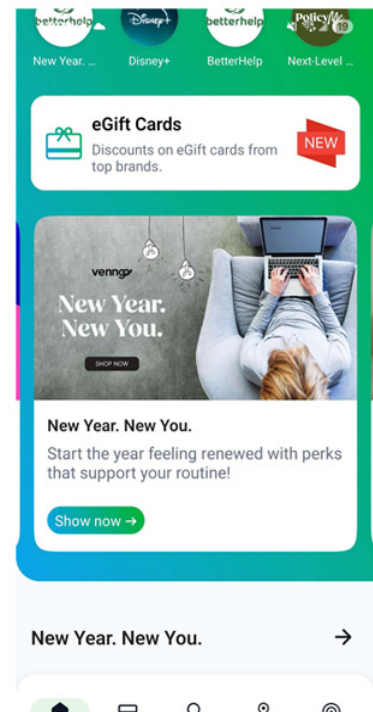
Once completed, you'll be directed to our mobile app platform where you can find and take advantage of great deals at your fingertips and on the go!

Congratulations!

You have successfully activated your MemberPerks account. You are now ready to start saving. We hope you enjoy your perks.

Start saving

By clicking on 'Start saving' you will be directed to the homepage of the mobile app



Navigating MemberPerks Portal: Desktop

HOMEPAGE

Once logged into the Desktop version of the platform, you'll be brought to the homepage (picture below).

Home button →

Search bar →

Categories

- Auto
- Electronic
- Entertainment
- Fashion
- Food & Drinks
- Health
- Home & Living
- Pet
- Sports & Recreation
- Travel

Click on any image to be directed to the Perk page

eGift Cards **Flyers**

eGift Cards and Weekly Flyers

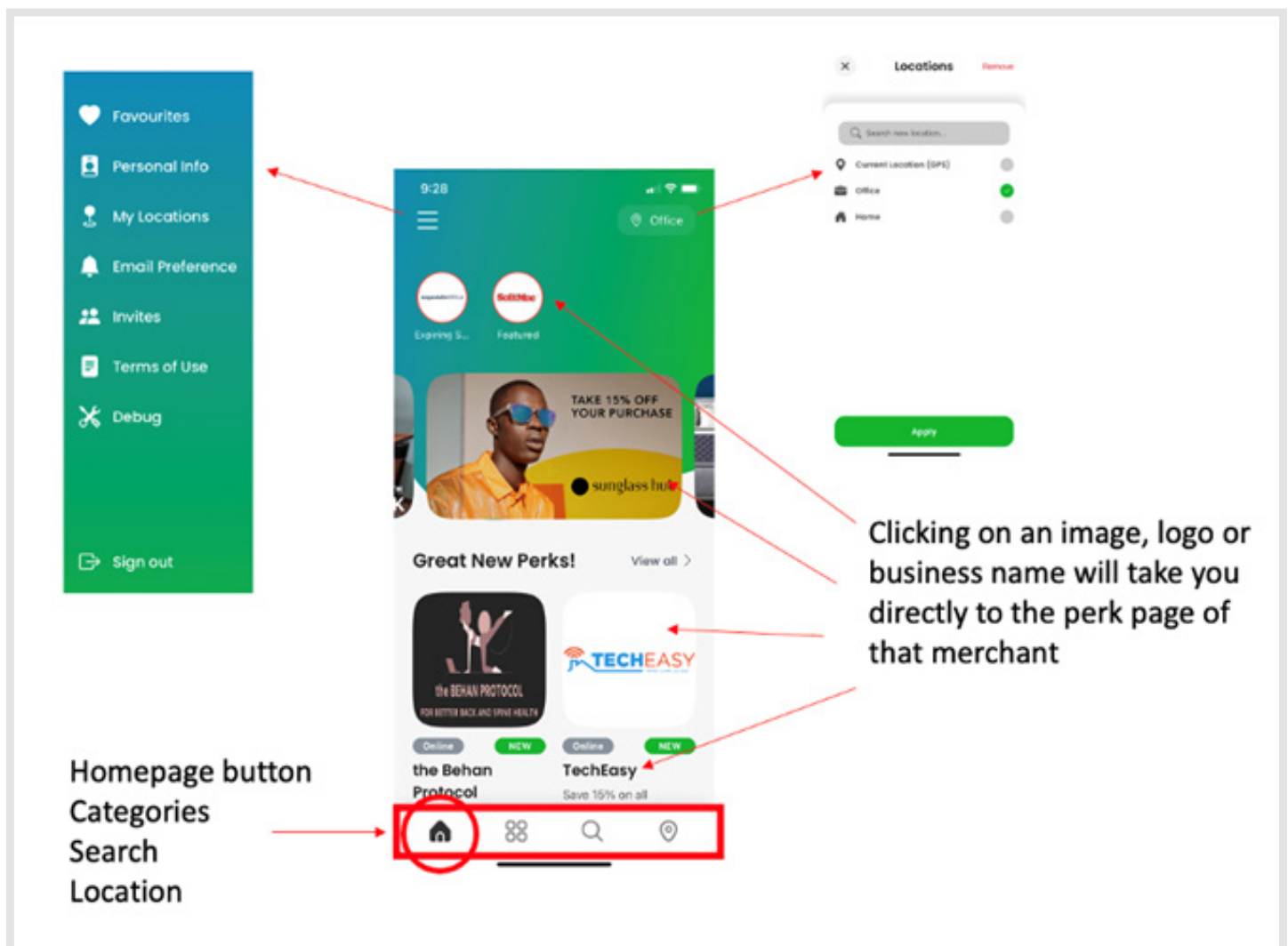
The screenshot shows the MemberPerks desktop homepage. At the top, there is a navigation bar with the 'venngp' logo, a search bar, and a 'Home' button. Below the navigation bar is a large banner for 'TRAVELLING' with a '70% OFF' discount and a 'Book Now' button. To the right of the banner is a 'Sell Off Vac' section. Below the banner is a 'Last Minute March Break Picks' section with three featured offers: 'Banff Lodging Co', 'Wander More, Smile Wider', and 'Sell Off Vacations'. At the bottom, there are two sections: 'eGift Cards' and 'Weekly Flyers'. The 'eGift Cards' section features 'American Eagle Outfitters', 'Bath & Body Works', 'Gift Card', and 'LUSH'. The 'Weekly Flyers' section features a 'pizza piz' flyer and other offers.

Navigating MemberPerks Portal: Mobile

HOMEPAGE

Once logged into the Mobile App, you'll be brought to the homepage.

Here you can search for perks by category, location, favourites and even by name or type of service provided.

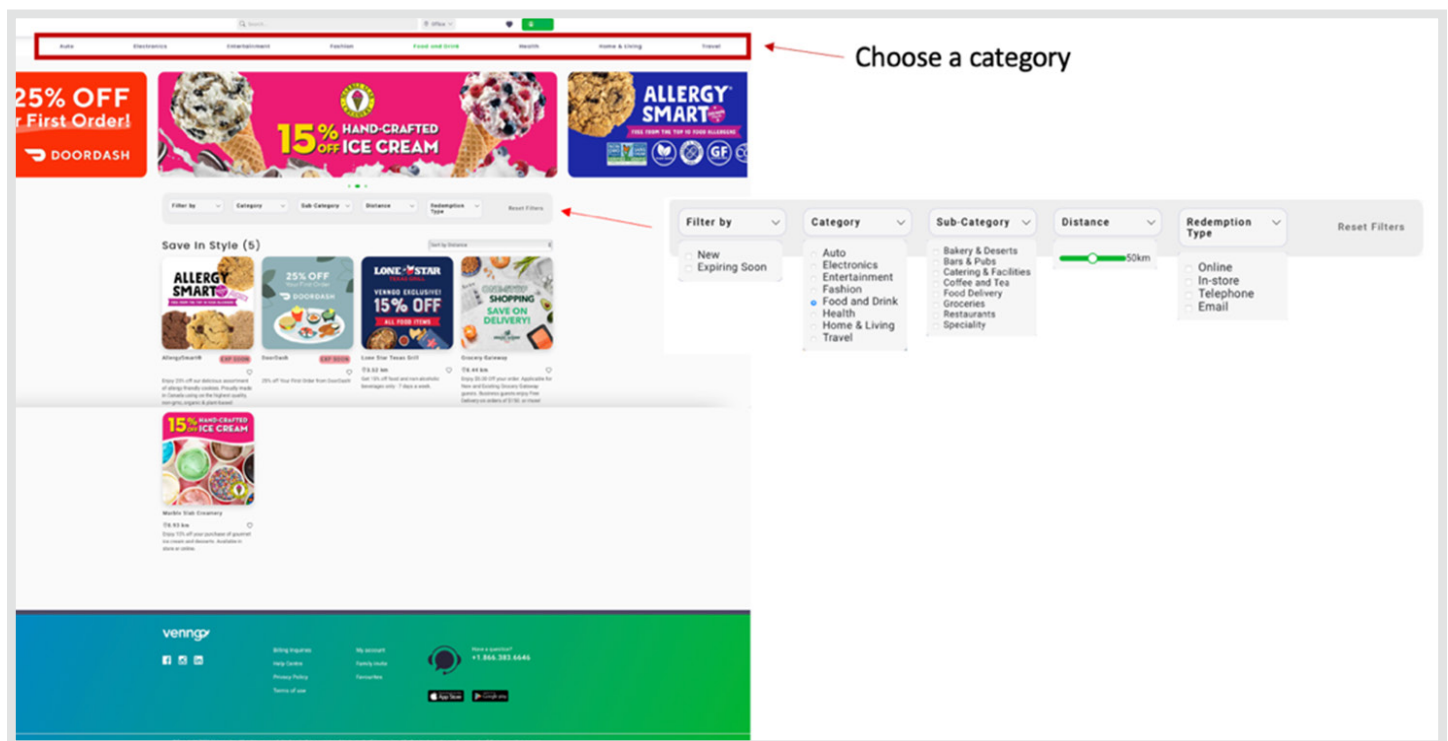


Navigating MemberPerks Portal: Desktop

CATEGORIES & SEARCHING

Narrowing down your search:

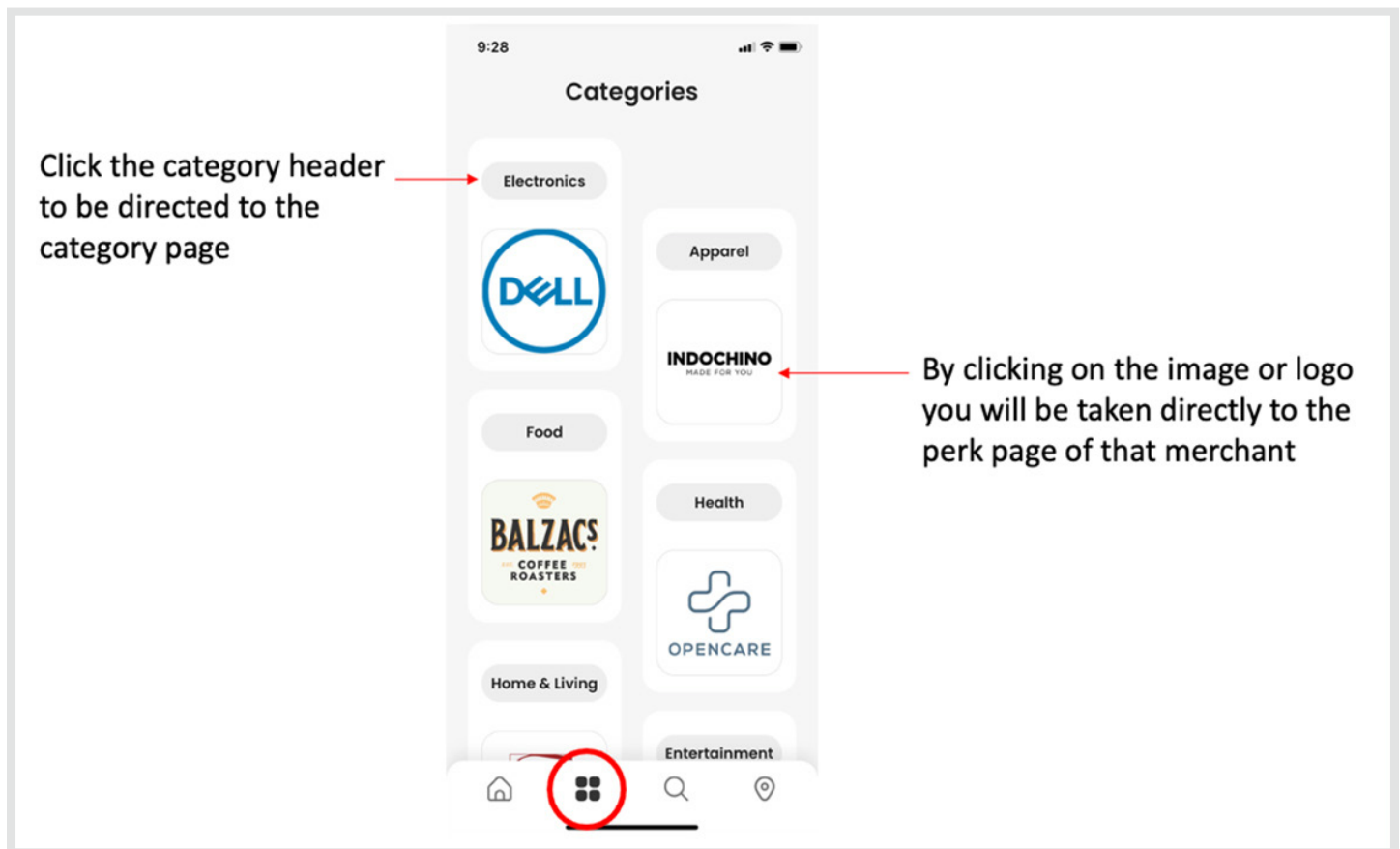
- Choose a category
- Search by business name or by the service or product you're looking for
- Search by your different pre-loaded locations or via GPS
- Search perks by their redemption method



Navigating MemberPerks Portal: Mobile

CATEGORIES

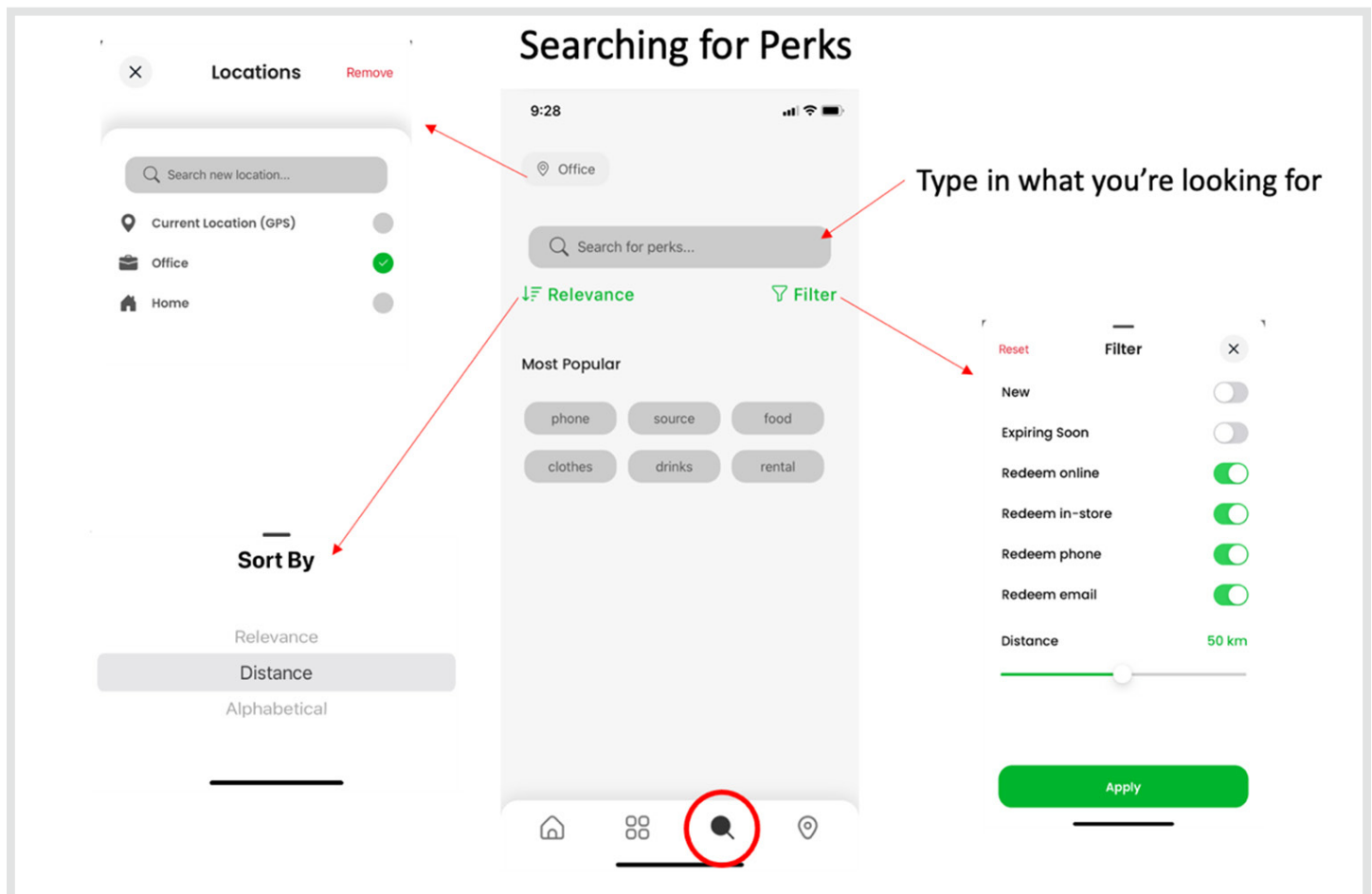
Navigate to the Category section by clicking on



Navigating MemberPerks Portal: Mobile

SEARCHING

Navigate to the Search section by clicking on



Narrowing down your search:

- Choose a category
- search by business name or by the service or product you're looking for
- search by your different pre-loaded locations or via GPS
- search perks by their redemption method

Understanding the Perk Pages:

Our merchant Perk Pages outline everything you need to know to successfully redeem offers, as displayed below:

- Overview of the discount offer
- Overview of the merchant
- Redemption methods
- Expiry date of the offer
- Terms and conditions of the offer

Optional:

- Rate the offer after using it
- Add perk to your “favourites” section
- Share perk with another user

The screenshot shows a perk page for 'The Source' with a 20% discount on tech. The page includes a main banner, a description of the offer, and a 'Related Perks' section. Annotations highlight the 'Add to favourite' button, the 'Expires' date, and the 'Redemption' tab. Two callout boxes provide redemption instructions for 'In Store' and 'Online' methods. At the bottom, there are buttons for 'Rate this perk', 'Share Perk', 'Suggest a perk', and 'Report an Issue'.

In Store Perk Redemption

Perk code
Validation Code : 82G013000 Reference Code : Venngy

[Use this perk](#)

InStore

1. Click the "www" icon to go to The Source PSP website
2. Create an account using the validation code and reference code
3. Print the member card under your PSP profile
4. Visit one of the valid locations noted on the perk.
5. Present your perk prior to purchase.

Online Perk Redemption

Perk code
Validation Code : 82G013000 Reference Code : Venngy

[Use this perk](#)

Online

1. Click the "www" icon to go to The Source PSP website
2. Create an account using the validation code and reference code
3. Log in to your PSP account and start saving!

Description
Conditions
Additional Information
Other Locations

Understanding the Perk Pages:

Perk Pages

Back Button returns you to list of perks

Share Favourite Locate

Perk details

Offers do expire so take note of these dates so you don't miss out on a great deal!

Redemption Methods

"+" allows you to open these sections for more details

Redemption Methods

Redeem	Redeem	Redeem
<p>Hertz</p> <p>Save up to 25%* on the base rental rate. Save 10% off weekly or weekend base rates.*</p> <p>Code: 1808795</p> <p>View on map</p> <p>Terms and Conditions</p> <p>Save 10% off weekly or weekend base rates.* Use CDP ID # 1808795 and PC# 205618.</p> <p>*Discount applies to pay later base rate. Base rate includes time and mileage charges only. Taxes, fees and options excluded. Minimum two (2) day rental required. Saturday night keep required. Promotion Code must be provided at time of reservation. This offer is available at participating Hertz locations in Canada, the U.S. and Puerto Rico. Twenty-four (24) hour advance reservation required. Valid on mid-size car classes and above except Dream cars. Offer has no cash value, and may not be used with other discounts, promotions or special rates. Offer valid for vehicle pick up through 12/31/2021. Subject to availability, blackout periods and additional restrictions. ® Registered Trademark of Hertz System, Inc., Used Under License. ©2020 Hertz System, Inc.</p>	<p>Hertz</p> <p>Save up to 25%* on the base rental rate. Save 10% off weekly or weekend base rates.*</p> <p>Code: 1808795</p> <p>Redeem online</p> <p>Terms and Conditions</p> <p>Save 10% off weekly or weekend base rates.* Use CDP ID # 1808795 and PC# 205618.</p> <p>*Discount applies to pay later base rate. Base rate includes time and mileage charges only. Taxes, fees and options excluded. Minimum two (2) day rental required. Saturday night keep required. Promotion Code must be provided at time of reservation. This offer is available at participating Hertz locations in Canada, the U.S. and Puerto Rico. Twenty-four (24) hour advance reservation required. Valid on mid-size car classes and above except Dream cars. Offer has no cash value, and may not be used with other discounts, promotions or special rates. Offer valid for vehicle pick up through 12/31/2021. Subject to availability, blackout periods and additional restrictions. ® Registered Trademark of Hertz System, Inc., Used Under License. ©2020 Hertz System, Inc.</p>	<p>Hertz</p> <p>Save up to 25%* on the base rental rate. Save 10% off weekly or weekend base rates.*</p> <p>Phone: 1-800-263-0600</p> <p>Code: 1808795</p> <p>View on map</p> <p>Terms and Conditions</p> <p>Save 10% off weekly or weekend base rates.* Use CDP ID # 1808795 and PC# 205618.</p> <p>*Discount applies to pay later base rate. Base rate includes time and mileage charges only. Taxes, fees and options excluded. Minimum two (2) day rental required. Saturday night keep required. Promotion Code must be provided at time of reservation. This offer is available at participating Hertz locations in Canada, the U.S. and Puerto Rico. Twenty-four (24) hour advance reservation required. Valid on mid-size car classes and above except Dream cars. Offer has no cash value, and may not be used with other discounts, promotions or special rates. Offer valid for vehicle pick up through 12/31/2021. Subject to availability, blackout periods and additional restrictions. ® Registered Trademark of Hertz System, Inc., Used Under License. ©2020 Hertz System, Inc.</p>

Redemption Methods varies depending on the merchant.

- In-Store
- Online
- Telephone
- Email

Understanding the Perk Pages:

SHARE

Let another user know about a perk you think they'd be interested in.

REPORT

Use this feature if you have an issue using the perk or something you think we should know about this offer or the merchant.

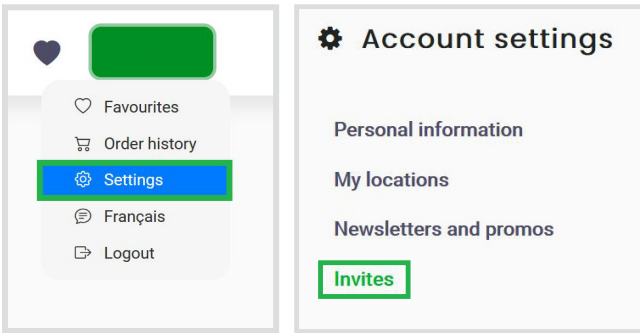
FAVOURITE

If you plan on using a perk in the future, make it your favourite by clicking on the heart (it will turn red when it's on your favourite list). This will now be more easily located and appear in your profile under Favourites.

SUGGEST A PERK

This feature directs you to our Suggest-A-Perk page that allows you to tell us which businesses you'd like to see on the platform.

The screenshot shows a perk page for 'Calm' with a 5-star rating and a 'Submit' button. A red box highlights four action buttons: 'Rate this perk', 'Share Perk', 'Suggest a perk', and 'Report an Issue'. Red arrows point from these buttons to callout boxes. The 'Rate this perk' callout shows a star icon and the text 'Rate this perk'. The 'Suggest a perk' callout shows a speech bubble icon and the text 'Suggest a perk'. The 'Share this perk' callout shows an envelope icon and the text 'Share this perk', with a sub-section titled 'What's happening?' containing a form for 'Issue category' and 'Issue description', and a 'Submit report' button. The 'Report an Issue' callout shows a warning icon and the text 'Report an Issue'.



INVITE FAMILY MEMBERS TO THE PROGRAM

Go to your Account Settings – under “Invites”

REDEEM PERKS

Online, In-Store, Telephone, Email are the most common redemption methods you will see (the redemption methods are determined by the merchant).

The image is a composite graphic illustrating how to redeem a perk. On the left is a screenshot of the Enterprise Rent-A-Car website. A red circle highlights the 'InStore', 'Telephone', and 'Online' buttons. Red arrows point from these buttons to three separate boxes on the right, each detailing a redemption method for a 'Perk code VENERAC'.

Need a Rental?

Home / Travel / Car Rental

When you're ready to go, Enterprise makes it easy with great cars and great deals, plus a discount for members.

Location: 301 Nevada Blvd., Columbus, OH 43260-1000 (1.33 km)

Buttons: InStore, Telephone, Online, View all

Perk code: VENERAC

Use this perk

Related Perks: Hertz, Days Inn, National Car Rental

Different Redemption methods

Perk code VENERAC

Use this perk

InStore

1. Click the 'print this perk' button.
2. A new window will open with a printable version of the perk with information on where the perk is offered.
3. When you are finished printing you can close the window.
4. Visit one of the valid locations noted on the perk.
5. Present your perk prior to purchase or negotiation.

Instore

Perk code VENERAC

Use this perk

Telephone

1. Please call to take advantage of this perk.
2. When prompted, please provide the perk code or promotional code assigned to this perk to access the savings.

Online

Perk code VENERAC

Use this perk

Online

1. Click the 'view' button.
2. A message will appear stating that you will now be leaving the site in order to take advantage of the perk.
3. Click 'continue' to take advantage of the perk, or 'back' to stay on the site.
4. If/when required, please provide the perk code, or promotional code assigned to this perk to access the savings.

Telephone

Congratulations! You're all set!

MemberPerks FAQ



Sign in using QR code

What is MemberPerks?

As part of your benefits package, CPHR Alberta is offering MemberPerks to you, a premium perk program that allows you to save hundreds to thousands of dollars monthly on ten major categories for a healthier lifestyle. The categories include automobiles, electronics, entertainment, fashion, food & drink, health, home & living, pets, sports & recreations, and travel essentials across North America. MemberPerks extends the member benefits beyond the organization.

How can I use MemberPerks?

You can use MemberPerks on a web browser, on the mobile app, or simply in-store. MemberPerks is intuitive, you can make it your own by saving addresses that matter to you, so that when you are on the move, you can see what perks are available where you are. You can mark your favourite brands, so when perks are available, you'll be the first to know. Additionally, you can share the perks with up to five family members by inviting them on the app.

Why use MemberPerks?

You have access to a large number of locations from big brands to local shops across all of North America, offering real discounts. Take your financial health to the next level by cultivating a habit of saving on daily items or on activities through exclusive discounts. Additionally, shop at your favourite brands or discover new ones. MemberPerks also offers frequent short-term promotions to help you save even more. Monthly contests are also organised to help you win amazing prizes like iPads, laptops, entertainment tickets, gift cards etc. Perks are highlighted on the app during festive seasons to make sure you don't miss any hot deals! New perks are added on a regular basis. The support team is readily available for all your questions and issues.

How does it work?

Visit cphralberta.venngo.com and follow the sign-up process. All the steps are in this document, you can go through them step by step.

How does the Venngo Browser Extension work?

When installed, the browser will automatically detect when perks are available, and you can simply click on the notifications to use the perk.

Need help? Have questions?

Contact our support team by email or visit our help centre: Mon-Fri 9:00am-5:00pm EST.



helpcentre.venngo.com/en

Venngo Account Recovery

I forgot my password.

You can request to have your password reset.

1. Please visit <https://cphralberta.venngo.com/login> by typing the address into your browser.
2. Click the **“Need help signing in?”** link located in the sign in pod at the top of the page.
3. In the **“forgot your password”** pod enter your MemberPerks® account email address in the **“Enter your email address”** field.
4. An email will be sent to you with the instructions and a link to create a new password for your account.

I forgot my username.

To request your account name:

1. Please visit <https://cphralberta.venngo.com/login> by typing the address into your browser.
2. Click the **“Need help signing in?”** link located in the sign in pod at the top of the page.
3. In the **“forgot your username?”** pod enter your MemberPerks® account email address in the **“Enter your email address”** field.
4. An email will be sent to you with your account information.

The image shows two side-by-side screenshots of the Venngo website's login and recovery interface. The left screenshot shows the 'Please sign in' section with fields for 'Username or Email' and 'Password', a 'Sign in' button, and a 'Need help signing in?' link highlighted with a red box. The right screenshot shows the 'Forgot your password?' and 'Forgot your username?' sections, each with an 'Enter your email address' field and a 'Submit' button. Below these is the 'Need your activation code?' section with another 'Enter your email address' field and 'Submit' button. The right side of the right screenshot features a green background with an illustration of a person standing next to a laptop displaying a lock icon.

Have questions? Contact us.

Contact our support team!

Mon-Fri 9:00am-5:00pm EST

<https://helpcentre.venngo.com/en>