



INTERIOR MILLWORK COMBINATIONS



SOUTH REGION



Curated to bring style home.™

When your personal spaces feel uniquely yours, home takes on new meaning.

From timeless to trending, Option {M}® captures today's most sought-after styles to transform ordinary rooms into your new favorite places.

Build interiors that reflect your personality using our curated millwork products. They're designed to bring your inspiration to life, where it can be savored and enjoyed.



THE MOST POPULAR TRENDS, REIMAGINED BY OUR TOP DESIGNERS.

We deconstructed these on-trend styles to understand the inspirational elements – a swatch of fabric, a memorable photo, stunning artwork, patterns and antique furnishings. Then, we paired them with Option {M}[®] interior finishings – moulding and interior door combinations that make it easy for you to find your design voice and bring your room to life.

Go with our combinations,
or mix and match your own.

These rooms were designed to feature popular décor styles. Flip through our pages and explore your options, because with Option {M}, any look is possible.



6 CONTEMPORARY CRAFTSMAN

Charming and warm, this style brings historical Craftsman design into the present day. Strike a balance between strong, handcrafted elements and lush, inviting comforts that make it easier to enjoy the pleasures of home.



12 MINIMALIST

The quiet strength and streamlined approach of this style prioritizes simplicity over clutter. By practicing a little restraint, the crisp, clean sophistication of the room's interior design can shine without distractions.



18 **NEW TRADITIONAL**

Not too stark, not too heavy. Just right. This style combines classic and contemporary themes for a look that honors traditional design without losing sight of current trends.



24 **COUNTRY**

Embrace the comfortable style and slower pace of rural life. Natural wood grains and hand-woven textiles settle in with bright whites and vibrant reds to create fresh looks with generational character.



METRIE
option 

CONTEMPORARY CRAFTSMAN

WHERE HARDWORKING AND
HANDCRAFTED GO TO UNWIND.

Historical reflections meet forward-looking
sensibility for a strong style that
knows how to relax.





Create a contemporary twist on the traditional wainscot wall by installing panel moulding in vertical lines between the baseboard and chair rail.



CASING

Stock Code

Dimensions

1692570

$1\frac{1}{16}" \times 2\frac{3}{4}" \times 17'$

1692571

$1\frac{1}{16}" \times 3\frac{1}{2}" \times 17'$

PFJ



BASEBOARD

Stock Code

Dimensions

1692568

$\frac{9}{16}" \times 5\frac{1}{4}" \times 16'$

1692569

$\frac{9}{16}" \times 7\frac{1}{4}" \times 16'$

PFJ



CROWN

Stock Code

Dimensions

1328544

$1\frac{3}{16}" \times 6\frac{3}{4}" \times 16'$

MDF/UL



PANEL MOULD

Stock Code

Dimensions

1692573

$1\frac{1}{32}" \times 1\frac{1}{4}" \times 16'$

PFJ



CHAIR RAIL

Stock Code

Dimensions

1692572

$\frac{9}{16}" \times 3" \times 16'$

PFJ



ARCHITRAVE

Stock Code

Dimensions

1677969

$1\frac{1}{2}" \times 5\frac{1}{2}" \times 16'$

MDF/UL

Built-in cabinetry helps organize life's necessities while earthy, natural decor elements bring a sense of calm and ease.








RECOMMENDED INTERIOR DOORS


Clean, classic lines bridge the enduring
character of the past to modern times.



WINSLOW®
80" | 84"



LINCOLN PARK®
80" | 96"



LOGAN®
80" | 84" | 96"



METRIE
option 

MINIMALIST


LIFE FOCUSED ON
THE ESSENTIALS.

Pared down and purposeful, this style
proves less is more refined.





Using panel moulding to create an island accent or feature wall adds subtle visual interest that's both simple and sophisticated.



CASING


Stock Code

1692575

Dimensions

$1\frac{1}{16}" \times 2\frac{3}{4}" \times 17'$

PFJ



CASING

Stock Code

1692577

Dimensions

$1\frac{1}{16}" \times 3\frac{1}{4}" \times 17'$

PFJ



BASEBOARD (reversible)

Stock Code

1692574

Dimensions

$\frac{9}{16}" \times 4\frac{1}{4}" \times 16'$

PFJ



BASEBOARD


Stock Code

1692576

Dimensions

$\frac{9}{16}" \times 5\frac{1}{4}" \times 16'$

PFJ



PANEL MOULD

Stock Code

1692578

Dimensions

$\frac{9}{16}" \times 2" \times 16'$

PFJ

Soft, pale colors and crisp, modern
moulding profiles combine to create
spacious, understated settings that
value quality over quantity.








RECOMMENDED INTERIOR DOORS

Simplicity makes a statement through doors with embossed lines and an unadorned approach.



BERKLEY®
80" | 84"



PRIMED HARDBOARD
80" | 84" | 96"



1 PANEL SHAKER
80"



METRIE
option 

NEW TRADITIONAL

THE BEST OF BOTH WORLDS
IS JUST THE RIGHT TOUCH.

Sophisticated, not stuffy. Elegant, yet relaxed.
This style is a study in harmonious contradictions.





Use panel moulding to frame wallpaper panels on your wall creating a unique feature wall. When paired with a chair rail it produces a fresh take on traditional wall treatments.



CASING

Stock Code

Dimensions

A 361PI87 | 1394458
361PF17 | 1394457

$1\frac{1}{16}" \times 3\frac{1}{4}" \times 7'3"$
 $1\frac{1}{16}" \times 3\frac{1}{4}" \times 17'$
PFJ



BASEBOARD

Stock Code

Dimensions

631LP | 1416244

$\frac{9}{16}" \times 5\frac{1}{4}" \times 16'$
PFJ



CROWN

Stock Code

Dimensions

A C 41M | 1382814

$1\frac{3}{16}" \times 6\frac{5}{16}" \times 16'$
MDF/UL



BACK BAND

Stock Code

Dimensions

1674680

$1\frac{5}{16}" \times 1\frac{5}{16}" \times 17'$
PFJ



Not too stark, not too heavy.
Just right. This style combines
classic and contemporary themes
for a look that honors traditional
design without losing sight of
current trends.









RECOMMENDED INTERIOR DOORS


When planning your New Traditional room, consider an interior door that has a two-panel design. This classic, artistic design echoes the sophisticated elegance of New Traditional mouldings and will help create a timeless transition from one room to the next.



LIVINGSTON®
80" | 96"



RIVERSIDE®
80" | 84" | 96"



2 PANEL SMOOTH
80" | 84" | 96"



METRIE
option **M**

COUNTRY

WHEN YOU COME TO A FORK
IN THE ROAD TAKE THE DIRT ROAD.

Folksy and friendly, this design is for those that prefer
roadside stands to supermarkets.





Applying texture to walls adds just the right detail for this charming dining space.



CASING

Stock Code

97P | 1383101

481BP | 1394548

Dimensions

1 1/16" x 3 1/2" x 16'

1 3/16" x 4 1/4" x 17'

PFJ



BASEBOARD

Stock Code

A O 1382988

1681669

Dimensions

1/2" x 5 1/4" x 16'

1/2" x 7 1/4" x 16'

MDF/UL



CROWN

Stock Code

A C 2413WM | 1662831

A C 2413P | 1394390

A C 2413M | 1394389

Dimensions

23/32" x 7 1/4" x 16' MDF/UL

21/32" x 5 1/4" x 16' PFJ

13/16" x 5 1/4" x 16' MDF/UL



CHAIR RAIL

Stock Code

A 297P | 1382708

Dimensions

1 1/16" x 3" x 16'

PFJ



CHAIR RAIL BACKER

Stock Code

A C 957P | 1394652

Dimensions

1/2" x 4 1/2" x 16'

PFJ




RECOMMENDED INTERIOR DOORS

When planning your Country room, consider a sturdy interior door that combines strong vertical lines with a simple Shaker wood design. This minimalist style perfectly complements the aesthetic of Country mouldings, colors and character.



LOGAN®
80" | 84" | 96"



CHEYENNE®
80" | 96"

METRIE® IS NORTH AMERICA'S LEADING MANUFACTURER AND DISTRIBUTOR OF INTERIOR MOULDINGS.

Metrie has the broad reach and supply chain expertise of an industry leader with the personal touch of a family business. We're committed to delivering tailored solutions that make it easier to transform houses into homes.

Metrie products distributed by:



40 HOPSON ROAD SE
ACWORTH, GA 30102
T: 770.975.0223 F: 770.975.9786
TF: 800.822.4054

11445 GRANITE STREET, SUITE C
CHARLOTTE, NC 28273
T: 704.504.9880 F: 704.504.5794
TF: 800.822.4054

601 GILLS DRIVE, SUITE 140
ORLANDO, FL 32824
T: 407.826.0335 F: 407.826.0674
TF: 800.822.4054

3315 WERKLAND STREET
MOBILE, AL 36607
T: 770.975.0223 F: 770.975.9786
TF: 800.822.4054



© 2023 Metrie MET-OptionM-SE_US_01

[METRIE.COM/OPTIONM](https://www.metrie.com/optionm)