

CHALLENGERDESIGNS

+grill



REDEFINING CONVENIENCE

SIZES TO FIT ANY SPACE



Weatherproof storage, ample counter space, and streamlined elegance make the **Challenger Designs Torch** the absolute necessity for your ceramic grill.



Torch 76" (Double)
Silver Vein Frame and Top, Metallic Pewter Panels

TORCH 76 INCH (DOUBLE)

Sometimes one is just not enough. Get your next party rolling with the Torch 76" (Double). The counter provides ample space to fit two ceramic grills plus room for all your storage needs. Charcoal, grilling equipment, and weatherproof storage makes this the ultimate grilling station.



Torch 48"
Silver Vein Frame and Top, Metallic Pewter Panels

TORCH 48 OR 54 INCH

The Torch 48" or 54" is the perfect centerpiece to start your outdoor entertainment zone. It comes complete with an expansive 48" or 54" countertop, large weatherproof storage cabinet to hold charcoal and grilling essentials, and smaller cabinets for holding additional equipment.

This mid-size Torch is a favorite among ceramic grillers because of its convenience, durability, and flexibility.



Torch 54"
Silver Vein Frame and Top, Black Panels



If quick convenience is your style, the **Challenger Designs Spark** is the perfect compliment to your ceramic grill. Take it anywhere you need to go.



Spark 36"
Textured Black

SPARK 24, 36 INCH

Built to hold the grill with just enough storage to get the job done to everyone's delight. The Spark 24" and 36" are both extremely portable.

Either size makes a fine addition to any patio and will last a lifetime.



Spark 48"
Copper Vein Top, Cappuccino Frame

TWO MODELS FOR THE PERFECT FIT

The **TORCH** features enclosed weatherproof cabinets to protect all your grilling and outdoor kitchen equipment.

The **SPARK** is an on-the-go model that beautifully supports your grill and fits conveniently into any space.



Torch 76"
Textured Black Frame and Top, Copper Vein Panels

TORCH 76 INCH

The Torch 76" does it all with a vast 76-inch table top for lots of food prep space, centrally mounted grill for easy serving, and lots of important extras.

Of course, there is plenty of storage space with two spacious cabinets and even space under the grill for utensils, a cooler, and anything else you might need.



Torch 76"
Textured Black Frame and Top, Copper Vein Panels

TORCH 24 OR 30 INCH

The Torch 24" and 30" work great as a stand-alone grill cart for the home or a multi-purpose grill for when you're on the go to races, reunions, and other events. It is equipped with plenty of work space and storage. The flip-up countertop extensions conveniently expand counter space to 56".



Torch 24"
Silver Vein Frame and Top, Metallic Pewter Panels

TORCH TABLE TOP

If you love the utility of the smallest ceramic grills, the Torch Table Top is a perfect fit. The lightweight cart adds storage and countertop space wherever you go.



Torch Table Top
Silver Vein Frame and Top, Metallic Pewter Panels

SPARK 48 INCH

The Spark 48" offers all the mobility and convenience of the smaller Spark models with more countertop space to work and a handy shelf to keep grilling items at the ready.

The Spark 48" enhances your ceramic grill with elegant convenience.


CHOOSE YOUR OWN GRILL-SIZE ADVENTURE

CHALLENGER DESIGNS GRILL CART SIZES

Torch	76" (Double)	Fits two ceramic grills**
Torch	76"	Fits Med, Large, XL ceramic grills**
Torch	48", 54"	48" Fits Med and Large • 54" Fits XL ceramic grills**
Torch	24", 30"	Fits Med, Large, and XL ceramic grills**
Torch	Table Top	Fits Mini, MiniMax, and other table top grills**
Spark	48"	Fits Large and XL ceramic grills**
Spark	24", 36"	Fits Large and XL ceramic grills**

**Subject to grill manufactures specifications

COLORS TO FIT YOUR STYLE



COUNTERTOPS



Silver Vein Copper Vein Textured Black




Stainless Steel** Speckled Walnut

FRAME COLORS



Silver Vein Copper Vein Textured Black



Cappuccino Grey Glimmer Speckled Walnut

STANDARD PANELS



Metallic Pewter Matte Black Charcoal Grey Black Camouflage




Blue Red White

PREMIUM PANELS



Silver Vein Copper Vein Textured Black



Cappuccino Grey Glimmer Speckled Walnut



SHOW YOUR STYLE

Our team of designers carefully select materials to reflect tastes from classic to contemporary.

While we're pretty certain you'll find a winning combination from one of our suggested palettes, we're also happy to create a custom color scheme for you. If you have a favorite color or need to match an existing color combination, just let us know!



LIMITED ONLY BY
YOUR IMAGINATION

Choose what styles and colors reflect
your needs and we will build it for you.

Torch 54"
Silver Vein Frame and Top, Red Panels

FEATURES TO FIT YOUR NEEDS

WE PROTECT ALL YOUR KITCHEN EQUIPMENT – NOT JUST YOUR GRILL
The dry-sealed Torch storage holds up against all weather conditions.



STANDARD FEATURES

	Torch 76"	Torch 48" & 54"	Torch 24" & 30"	Torch Table Top	Spark 24" & 30"	Spark 48"
Internal Drawer and Shelf	Left and Right Drawer/Shelf	Right Drawer/Shelf				
Towel/Grab Bar	Right Side	Right Side				
Flip-Up Countertop			Both Sides	Both Sides	Both Sides	
2 Stationary, 2 Swivel Casters	X	X	X	X	X	X

OPTIONAL ADD-ONS

	Torch 76"	Torch 48" 54"	Torch 24" 30"	Torch Table Top	Spark 24" & 30"	Spark 48"
Internal Drawer Under Grill for Charcoal	X	X	X	X	X	
Pull Out Shelf under Grill	X	X	X	X	X	
Additional Internal Drawer on Sides	X	X				
Pull Out Shelf on Sides	X	X				
Additional Adjustable Shelf on Sides	X	X				
Aluminum Flip-Up Countertop Extension	X	X				
Stainless Steel Top in place of Std. Alum.	X	X	X	X	X	
Stainless Steel Flip-Up Countertop Extension	X	X	X	X	X	
Aqualon Grill Cart Cover	X	X	X	X	X	X
Vinyl Grill Cart Cover	X	X	X	X	X	X
Caster Upgrades	X	X	X	X	X	
Stainless Steel Top Upgrade	X	X	X	X		X

UNCONVENTIONAL EASE

Each unit is designed to make your grill hassle free and simple to clean. Designed to fit most charcoal smokers, Challenger Torch series comes standard with weather-tight construction, convenient towel bars and grab handles.

The Torch also includes frameless laminate doors, full-extension powder coated drawers, shelves, trigger latches in chrome or sliver, and self-lubricating casters including two stationary and two swivel locking.

You'll be glad you chose a Challenger Torch!



TOP TO BOTTOM FINISH

Each Torch and Spark is finished beautifully to withstand the elements and the test of time - all the while being a showcase wherever it goes.

**IF THE STANDARD MODEL DOESN'T FIT,
WE'VE STILL GOT YOU COVERED.**

We gladly customize our products for you.



**LIGHTWEIGHT,
DURABLE
CONSTRUCTION**

All aluminum construction means
no rust, easy to clean, mobile unit.

Torch 48"
Copper Vein Frame and Top, Black panels



REDEFINING CONVENIENCE

With a grill cart from Challenger Designs, everything you need to maximize your grilling and entertaining experience is right at your fingertips. We make sure you spend time **doing what you enjoy most.**

CHALLENGERDESIGNS
+grill

FIND A DEALER

The best way to experience our quality products is to see them in person.

To find a dealer near you, visit our website.

ChallengerDesignsLLC.com

Challenger Designs
24785 US 6 East
Nappanee, IN 46550
(574) 773-8200



**FOLLOW CHALLENGER DESIGNS
ON SOCIAL MEDIA**

