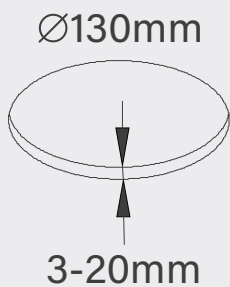


Accent 100 IP Trimless Fixed Type 2

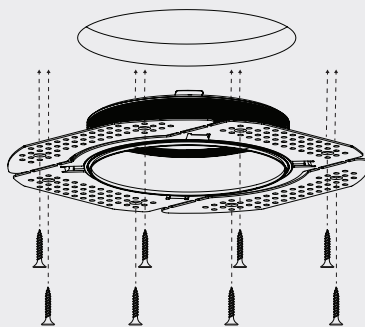
100 10 0092 --,---

Power	8W
Voltage	240V-AC
Class	III
Ingress Protection	IP44
Cut-Out	Ø130 x 130mm Depth

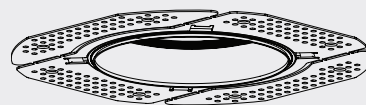
1



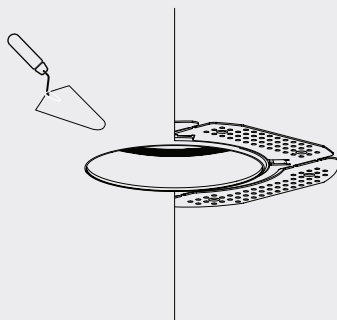
2



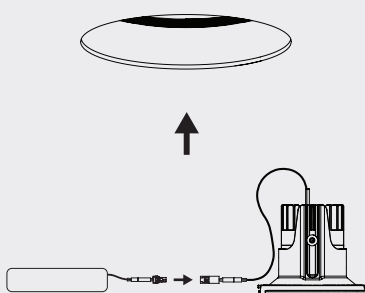
3



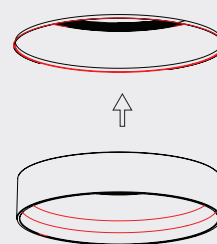
4



5



6



7



- 1 Cut 130mm diameter aperture.
- 2 Adjust recessing kit face to appropriate depth and secure with locking screw located on the back of the housing. Screw recessing kit into plasterboard.
- 4 Plaster to edge of recessing kit.
- 5 Plug driver into luminaire and mount in recessing kit by lining up tabs on housing with tabs on recessing kit.
- 6 Screw facade into recessing kit.