

2023-2024 Stitch-Along: Style

































Join us for a stitch-along, inspired by our quarterly theme: Style. A stitch-along is a mystery cross-stitch pattern where new parts of the design are released each week. Every Sunday, we send you the next piece until you have a completed pattern. This is an asynchronous program where everyone stitches at their own pace.

Materials List

Fabric – Begin your project by purchasing 14 count Aida cloth, 14" x 14". The pattern is 168 stitches square and you are welcome to use other count Aida, but will need to do the conversions yourself. The final product will measure 12"x12" with 14 count. You can choose your Aida color, but we recommend avoiding the antique white color, which is too close to some of the colored thread we will use.

Thread – The pattern uses DMC cotton embroidery floss. You can find these at a store like Michaels or Joann. Each floss color has a corresponding number.

Purchase 1 skein each of these colors:

 DMC 29	 DMC 160	 DMC 161	 DMC 309	 DMC 310
 DMC 321	 DMC 347	 DMC 407	 DMC 433	 DMC 550
 DMC 580	 DMC 677	 DMC 734	 DMC 738	 DMC 746
 DMC 814	 DMC 815	 DMC 816	 DMC 824	 DMC 825
 DMC 826	 DMC 963	 DMC 986	 DMC 987	 DMC 988
 DMC 989	 DMC 3326	 DMC 3371	 DMC 3689	 DMC 3706
 DMC 3755	 DMC 3822			

Purchase 2 skeins of each of these colors:

 DMC ECRU  DMC 820

Purchase 3 skeins of this color:

 DMC 728

Skin tones:

This pattern includes figures and we wanted to give you the option to choose which skin tone(s) you wanted to use. In our pattern, we used DMC 3770, but

below are other recommended thread colors. The symbol stays the same on the pattern, regardless of which color you choose to use. You need 1 skein of whichever color you choose.

 DMC 3770  DMC 225  DMC 437  DMC 435  DMC 167
 DMC 3862  DMC 3781

If you cannot find a specific color, or want to use a brand other than DMC, [you can use this online calculator to find similar colors.](#)

Needle – Use a tapestry needle, size 24-26.

Hoop – A hoop is not a requirement, but can be very helpful. Any wood or plastic hoop 5”-10” will work. You can move the hoop around your fabric when focusing on different areas of the pattern.

Scissors – Sharp scissors are best, but any scissors will do.