



CASA
CHILD ADVOCATES
SAN ANTONIO

Annual Report 2024-25

Child Advocates San Antonio

A Message From Our CEO

The work Child Advocates San Antonio (CASA) does with children in Bexar County fills my heart with pride and inspiration every single day. Our remarkable team of volunteer Advocates, dedicated CASA staff, compassionate Board, Advisory Council, and caring funding partners are united by a shared mission—bringing lasting change and hope to children whose lives have been upended by removal from their home for abuse and neglect. Together, we champion their voices, celebrate their triumphs, and nurture their dreams.

This year, we launched a dedicated internal team that responds directly to children facing the toughest situations. In just a short time, these four incredible professionals have already offered support and advocacy to more than 65 children who needed help the most. Their commitment brings much-needed comfort, healing, and stability to those who have endured so much.

CASA's strength is amplified by the many partnerships we build across the child welfare community—from the Bexar County Courts to Child Protective Services and fellow nonprofits. Through collaboration, compassion, and determination, we strive to ensure every child is truly heard and surrounded by people who genuinely care about their future, ensuring we advocate for children's best interests for long-term permanency.

Dr. Angie White & Team CASA

Strategically Planning for Success

CASA's Big Goal: To serve every child in foster care by 2032.

Pillars of Success: Advocate Recruitment and Retention, Diverse Funding, and Strong Operations.

Your support continues to transform children's lives. You are amazing.

Our Advocates are empowered and supported to serve more children with the best models of care. In addition, we launched an innovative program creating a team of Staff Advocates who support children with the most complex needs.

An increase in funding allowed us to meet and grow critical program needs and strengthen operations for greater effectiveness and efficiency.

Your generosity with your time, talents and treasure brings us closer to ensuring every child has a CASA Advocate. We deeply appreciate your dedication and compassion!

With your continued commitment, our bold vision of serving every child by 2032 will become a reality.



Who We Serve & Who Stands With Them



1022
Children Served

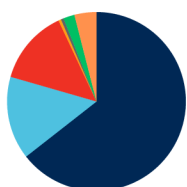


47% Male

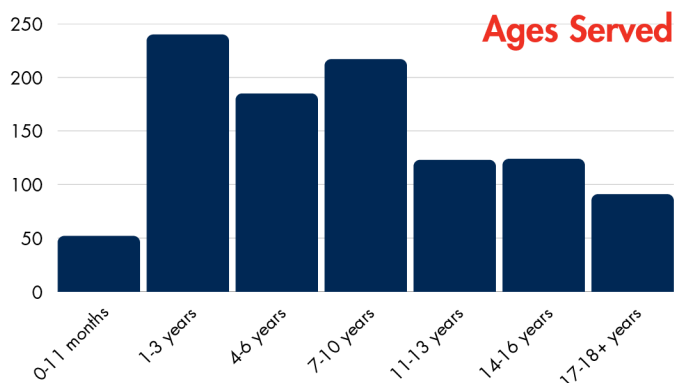


53% Female

Race and Ethnicity



- 64% Hispanic-White
- 15% Non-Hispanic-White
- 14% Black or African American
- 4% Unknown/Other
- 2% Two or More Races
- 0.5% Asian
- 0.5% American Indian or Alaskan Native



557
Total Advocates

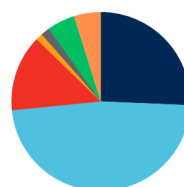


18% Male

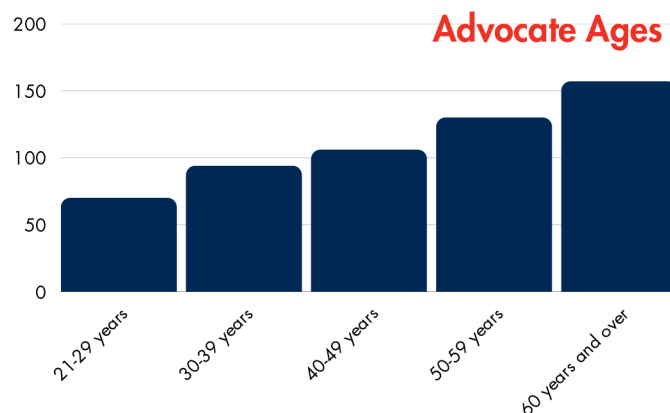


82% Female

Race and Ethnicity



- 48% Non-Hispanic-White
- 26% Hispanic-White
- 14% Black or African American
- 5% Unknown/Other
- 5% Two or More Races
- 1% Asian
- 1% American Indian or Alaskan Native



222 Children Found Permanency

51%

Reunification
with Parents

37%

Relative Adoption
or PMC

12%

Non-Relative
Adoption or PMC

Permanent Managing Conservatorship (PMC) is a legal term. It means that a judge appoints a person to be legally responsible for a child without adopting the child.

20,455

Hours of Service

222,569

Miles Driven

Behind every advocate is a staff committed to making a difference.

50 Dedicated Employees

14%
10+ Years of Service

44%
5+ Years of Service



240+
Children Received School Supplies

15,788

Volunteer/Case Support Activities by Programs Staff

879

Court Hearings Attended by Programs Staff



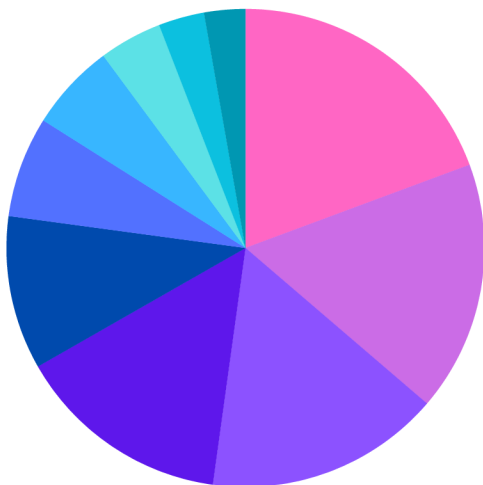
1100+
Children Received Holiday Gifts



At Child Advocates San Antonio, our support doesn't stop with holiday or school drives. From essential items to special gifts, we're here whenever a child needs us. We strive to ensure every child in our care feels valued, supported, and empowered throughout the year.

FINANCIAL REPORT

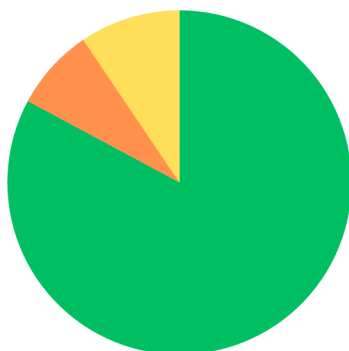
- Net assets at end of fiscal year: \$11,987,006.00
- Complete audited financial statements are available on our website: www.casa-satx.org



REVENUE & SUPPORT

Total: 6,527,029.00

19% - \$1,262,545	General Private Contributions
17% - \$1,105,422	In-Kind Gifts (Volunteer services, donated goods, and professional services)
16% - \$1,038,476	Foundations and Grants
15% - \$949,956	Federal Awards
10% - \$678,406	State Awards
7% - \$445,225	Capital Campaign
6% - \$385,654	Other Income (Rental, Investment Earning, and Interest)
4% - \$277,655	Program Revenue
3% - \$202,301	United Way
3% - \$181,389	Local Support



EXPENSES

Total: \$5,589,055.00

82.8% - \$4,629,587	Program Services
7.7% - \$431,366	Support Services
9.4% - \$528,102	Fundraising