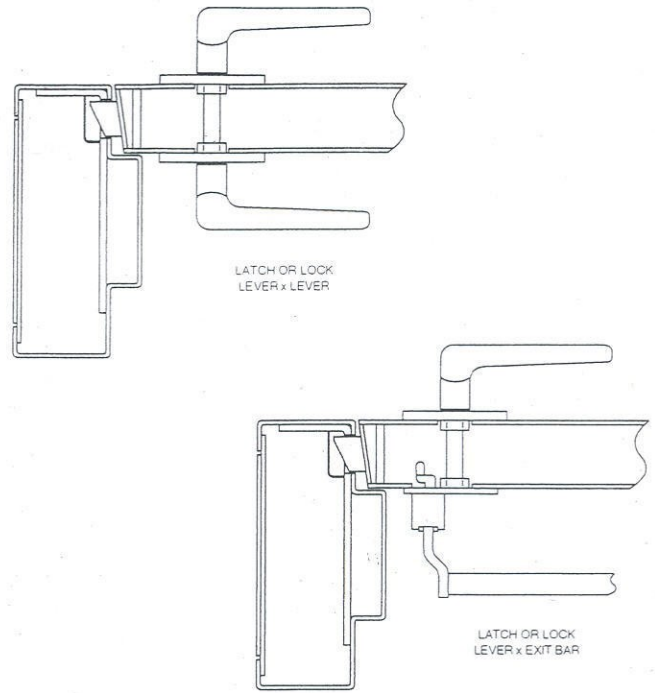


1-3/4" THICK DOOR  
SH-153C SINGLE-POINT LOCK  
LEVER x LEVER  
(SHOWN w/CYLINDER LOCKING)

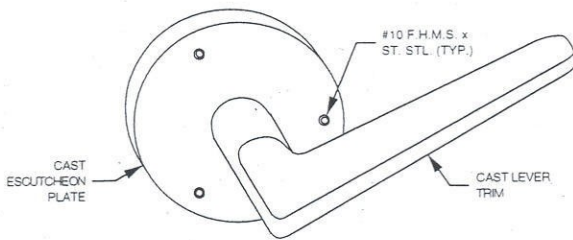
2-3/4" OR THICKER DOOR  
SH-153C TWO-POINT LOCK  
LEVER x LEVER  
(SHOWN w/CYLINDER LOCKING)



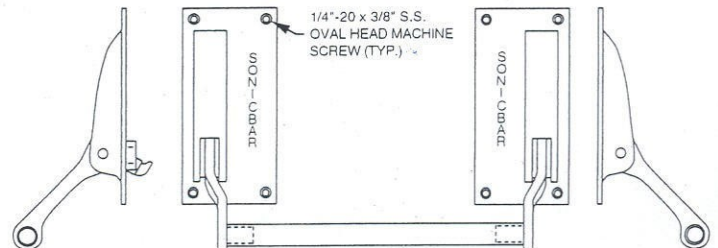
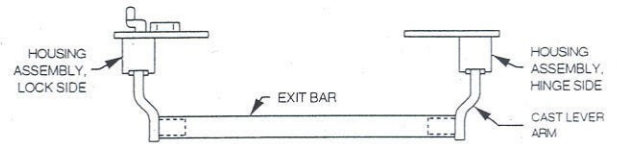
**SH-153 STRIKE DETAILS**  
(REINFORCED FORMED FRAME SHOWN)

**SH-153 LEVER HANDLE REPLACEMENT KIT**

- (1) 8500-26 Lever Handle  
3/16" Dia. x 1 1/4" lg. S.S. Rollpin
- (1) 8500-23 Escutcheon  
#10-24 x 5/8" lg. Phillips F.H.M.S. x SS  
3/4" I.D. x 1" O.D. x 1/8" wall O-ring
- (1) 8500-24 Escutcheon Bearing Assembly
- (1) 8500-160 Shaft



**SH-153 LEVER HANDLE AND  
ESCUTCHEON x ST. STL. FINISH**



**SH-153P EXIT BAR ASSEMBLY x  
ST. STL. FINISH**  
(RH OR LHRB SHOWN)

DRAWN BY DS	CHECKED BY	DATE 11/21/02	TITLE SONICBAR SH-153 HORIZONTAL LATCHING HARDWARE	DRAWING NO. A-SH-153	SHEET 1
----------------	------------	------------------	---	-------------------------	------------