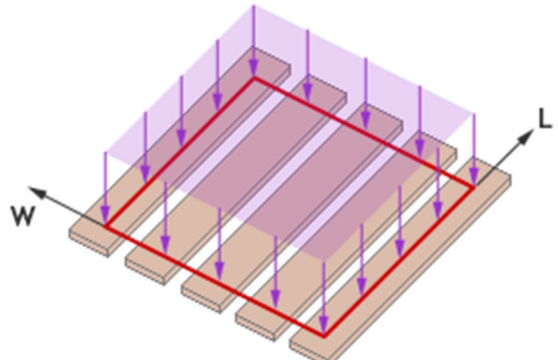


Pallet structural analysis	
Pallet ID : CP2	
Pallet classification : 4-way, blocks, L1200 x W800 x H138, multiple-use, new manufacture	
Type and load distribution	
Note : Not used by the ISO test, whereby the type and distribution of loads are set automatically according to ISO 8611-1	
	Load type : Uniform load Load rigidity : Type airbag Load distribution : Uniform on the entire surface of the upper floor

Storage			
Support conditions	Nominal load, U_i	Deflection under nominal load	Nature of the nominal load
Pallet on the ground	2152 kg EC5-FC1 : Criterion bending compression	2.3 mm	Boards : Level 2 Hf[%]=20 Spruce P1

ISO8611			
ISO8611	Nominal load, U_i	Deflection under nominal load	Nature of the nominal load
Test 1W : Test in racks with lineic loads in W direction Span in L direction : 1050mm Lu = 264mm	1225 kg EC5-FC1 : Criterion bending compression	9.1 mm	Boards : Level 1 Hf[%]=20 Spruce P1
Test 2L : Static forklift test in L direction with surfacic load Fork span in W direction : 570mm	924 kg EC5-FT1 : Criterion bending traction	6.5 mm	Boards : Level 2 Hf[%]=20 Spruce P1
Test 2W : Static forklift test in W direction with surfacic load Fork span in L direction : 570mm	2269 kg EC5-FC1 : Criterion bending compression	4.6 mm	Boards : Level 1 Hf[%]=20 Spruce P1
Test 5W : Bottomdeck test on support rails in W direction with surfacic rigid load Distance between the support rails in L direction : 470mm	839 kg EC5-FC1 : Criterion bending compression	2.5 mm	Boards : Level 4 Hf[%]=20 Spruce P1


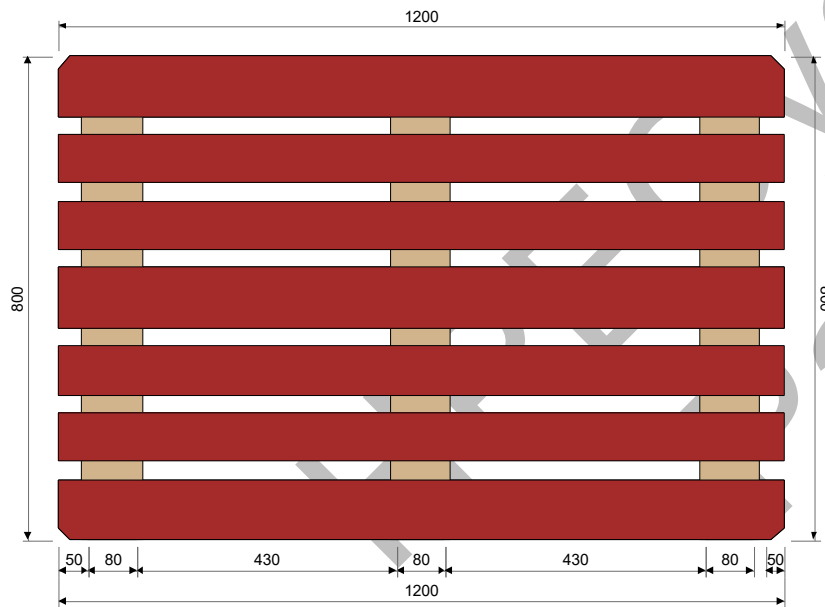
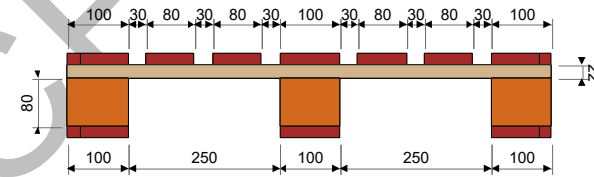
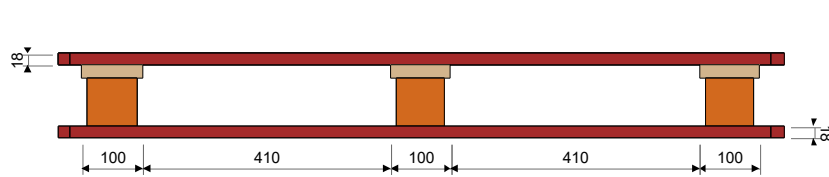
The rotational stiffness of the joints is a fixed value (see Settings). CAUTION ! Mechanical values of wood only certified for board's thickness between 14 and 30mm.



Bezeichnung der Palette : HPECycle CP2

Klassifizierung der Palette : L1200 x W800 x H138, Mehrwegpalette, neu

Alle Abmessungen in mm, Maßstab : 1:12



Zeichnungsmaß = Nennmaß gem. DIN EN 844 (und CP-Bauvorschrift Ausgabe 6)