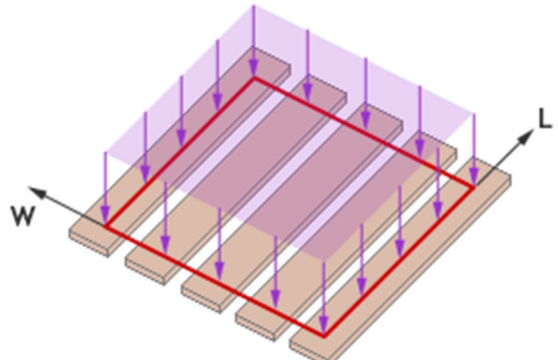


Pallet structural analysis	
Pallet ID : CP1	
Pallet classification : 4-way, blocks, L1200 x W1000 x H138, multiple-use, new manufacture	
Type and load distribution	
Note : Not used by the ISO test, whereby the type and distribution of loads are set automatically according to ISO 8611-1	
	Load type : Uniform load Load rigidity : Type airbag Load distribution : Uniform on the entire surface of the upper floor

Storage			
Support conditions	Nominal load, U_i	Deflection under nominal load	Nature of the nominal load
Pallet on the ground	1689 kg EC5-FC1 : Criterion bending compression	1.8 mm	Boards : Level 2 Hf[%]=20 Spruce P1

ISO8611			
ISO8611	Nominal load, U_i	Deflection under nominal load	Nature of the nominal load
Test 1W : Test in racks with lineic loads in W direction Span in L direction : 1050mm Lu = 264mm	1455 kg EC5-FT1 : Criterion bending traction	9.2 mm	Boards : Level 1 Hf[%]=20 Spruce P1
Test 2L : Static forklift test in L direction with surfacic load Fork span in W direction : 570mm	1470 kg EC5-FT1 : Criterion bending traction	2.1 mm	Boards : Level 2 Hf[%]=20 Spruce P1
Test 2W : Static forklift test in W direction with surfacic load Fork span in L direction : 570mm	2749 kg EC5-FC1 : Criterion bending compression	5 mm	Boards : Level 1 Hf[%]=20 Spruce P1
Test 5W : Bottomdeck test on support rails in W direction with surfacic rigid load Distance between the support rails in L direction : 470mm	1119 kg EC5-FC1 : Criterion bending compression	2.6 mm	Boards : Level 4 Hf[%]=20 Spruce P1

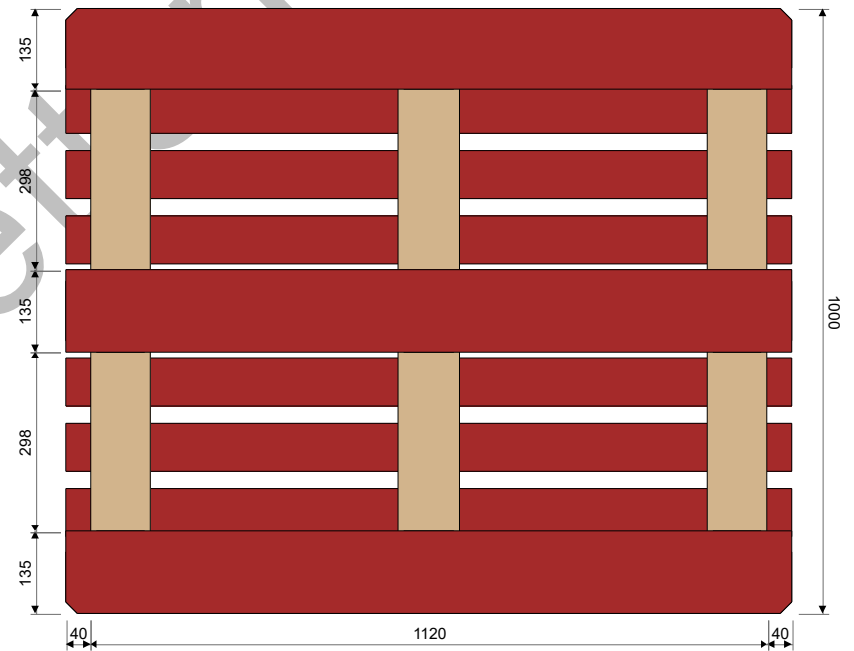
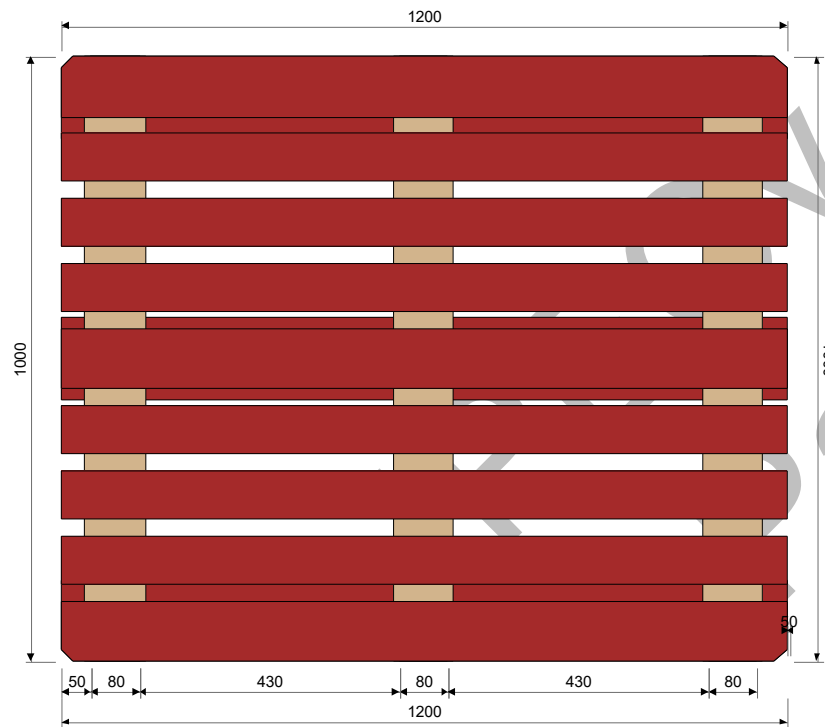
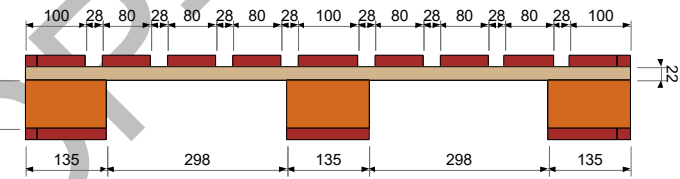
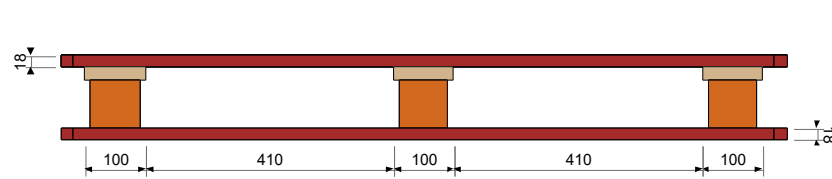
The rotational stiffness of the joints is a fixed value (see Settings).
CAUTION ! Mechanical values of wood only certified for board's thickness between 14 and 30mm.



Bezeichnung der Palette : HPECycle CP1

Klassifizierung der Palette : L1200 x W1000 x H138, Mehrwegpalette, neu

Alle Abmessungen in mm, Maßstab : 1:12



Zeichnungsmaß = Nennmaß gem. DIN EN 844 (und CP-Bauvorschrift Ausgabe 6)