

End-to-End



Collection	Genesis Collection <sup>1</sup>		Evolution Collection <sup>1</sup>						Muskoka Collection <sup>1</sup>		
Model Number	LC-150S <sup>1</sup>	LC-150M <sup>1</sup>	LC-435PW <sup>1,4</sup>	LC-435S <sup>1,4</sup>	LC-435M <sup>1,4</sup>	LC-435L <sup>1,4</sup>	LC-435XL <sup>1,4</sup>	LC-435XXL <sup>1,4</sup>	LC-475S <sup>1,4</sup>	LC-475M <sup>1,4</sup>	LC-475L <sup>1,4</sup>
Position	Traditional 3-Position		Enhanced 3-Position				Traditional 3-Position		Enhanced 3-Position		
Size	Small	Medium	Petite Wide	Small	Medium	Large	Heavy-Duty	Very Heavy-Duty	Small	Medium	Large
Suggested Height Range <sup>3</sup>	5'3" & Below	5'4" - 5'9"	5'3" & Below	5'3" & Below	5'4" - 5'9"	5'9" - 6'	5'8" - 6'1"	5'8" - 6'1"	5'3" & Below	5'4" - 5'9"	5'9" - 6'
Weight Capacity	325 lb	325 lb	400 lb	400 lb	400 lb	400 lb	500 lb	600 lb	400 lb	400 lb	400 lb
Back Style	Split Back	Split Back	Split Back	Split Back	Split Back	Split Back	Split Back	Split Back	Waterfall (adjustable)	Waterfall (adjustable)	Waterfall (adjustable)
Seating Type	Sinuuous Spring	Sinuuous Spring	Coil Pocketed Spring	Coil Pocketed Spring	Coil Pocketed Spring	Coil Pocketed Spring	Total Comfort <sup>2</sup>	Total Comfort <sup>2</sup>	Total Comfort <sup>2</sup>	Total Comfort <sup>2</sup>	Total Comfort <sup>2</sup>
Footrest Extension	N/A	N/A	Standard	Standard	Standard	Standard	N/A	N/A	Standard	Standard	Standard
Fully Padded Chaise	Yes	Yes	Yes	Yes	Yes	Yes	Split Ottoman	Split Ottoman	Yes	Yes	Yes
Additional Features	None		Cup Holder, Storage Bin, USB C&A Charger Connections				Lithium Battery Backup		Power Headrest, Power Lumbar, USB C&A Charger Connections, Head and Arm covers		
Seat to Floor Height	18"	20"	20"	18"	20"	22"	20"	20"	18.5"	20"	22"
Seat Width	20"	22"	24"	20"	22"	24"	25.5"	29.5"	20"	22"	24"
Seat Depth	18"	20"	19"	18"	20"	22"	22"	22"	18"	20"	22"
Seat Depth (with footrest extended)	37"	38"	38"	39"	41"	43.5"	38"	38"	39"	41"	43.5"
Top of Back to Seat	24"	26"	23"	24"	26"	28"	27"	27"	24"	26"	27"
Overall Width	32"	33"	41"	38.5"	40.5"	42"	41.5"	46.5"	33"	34.5"	35.5"
Overall Depth	35.5"	36"	36"	36"	39"	43.5"	40"	40"	37"	38.5"	41.5"
Overall Height	41.5"	44.5"	40"	41"	46"	48.5"	46.5"	46"	42"	45.5"	47.5"
Distance from Wall	17"	18.5"	17"	16"	17.5"	19"	19"	19"	16"	17.5"	19"
Chair Weight	111 lb	116 lb	130 lb	136 lb	141 lb	146 lb	187 lb	196 lb	170 lb	175 lb	180 lb
Warranty	2-Yr. Limited	2-Yr. Limited	7-Yr. Pro-rated	7-Yr. Pro-rated	7-Yr. Pro-rated	7-Yr. Pro-rated	7-Yr. Pro-rated	7-Yr. Pro-rated	7-Yr. Pro-rated	7-Yr. Pro-rated	7-Yr. Pro-rated
Standard Fabrics	<b>Sophie</b> <sup>QS</sup>  LATTE  SAPPHIRE  SHALE  CABERNET		<b>Cosi</b> <sup>QS</sup>  MOCHA  GRAVEL  BLUE DIAMOND  SYRAH				<b>Cosi</b> <sup>QS</sup>  MOCHA  GRAVEL		<b>Arula</b> <sup>QS</sup>  DOLPHIN  DOVE  MINK		
Optional Fabrics	<b>Lexis Vinyl</b> <sup>QS</sup>  CHESTNUT		<b>Sta-Kleen</b> <sup>QS</sup>  CHESTNUT				<b>Sta-Kleen</b> <sup>QS</sup>  CHESTNUT				

PARTNER TRADEMARKS



ICON KEY

<sup>QS</sup> = Indicates shortest available lead times

FOOTNOTES:






1. Pride® FDA Class II Medical Devices are designed to aid individuals with mobility impairments.
2. Unique spring design and a one-piece soft foam seat for outstanding relaxation.
3. Height ranges should be used only as a guide due to varying factors of each individual user.
4. Evolution Collection chairs have a Lifetime Warranty on lift mechanism, shell and recline mechanism (except LC-435XXL).

Like all furniture, Pride® Power Lift Recliners are individually built and there may be differences in actual measurements due to variations in fabric, upholstery, and filling, in addition to the method of measurement.

ADDITIONAL NOTES:

- All chairs feature premium Furniture-Grade Laminate/Hardwood frames.
- All chairs have integrated emergency battery backup (batteries not included).
- All chairs can have fiber fill added or removed for custom comfort adjustment.
- All chairs are shipped in an impact-resistant, reinforced, corrugated box.

POSITION GUIDE

PRODUCT VIEW	LIFTED	SEATED	READING	NAPPING	RELAXING
Traditional 3-Position					
Enhanced 3-Position	The Traditional 3-Position full recline is available on most Pride® Power Lift Recliner models and puts you in a position ideal for napping or relaxing.				
Enhanced 3-Position	The Enhanced 3-Position experience allows the leg rest to extend before the back reclines, offering additional resting positions.				
The lifted, seated and reading positions are achievable on all Pride® Power Lift Recliners.					

NOTE: Measurements may vary +/- 1". Specifications subject to change without prior notice. The information contained herein is correct at the time of publication; we reserve the right to alter specifications without prior notice.