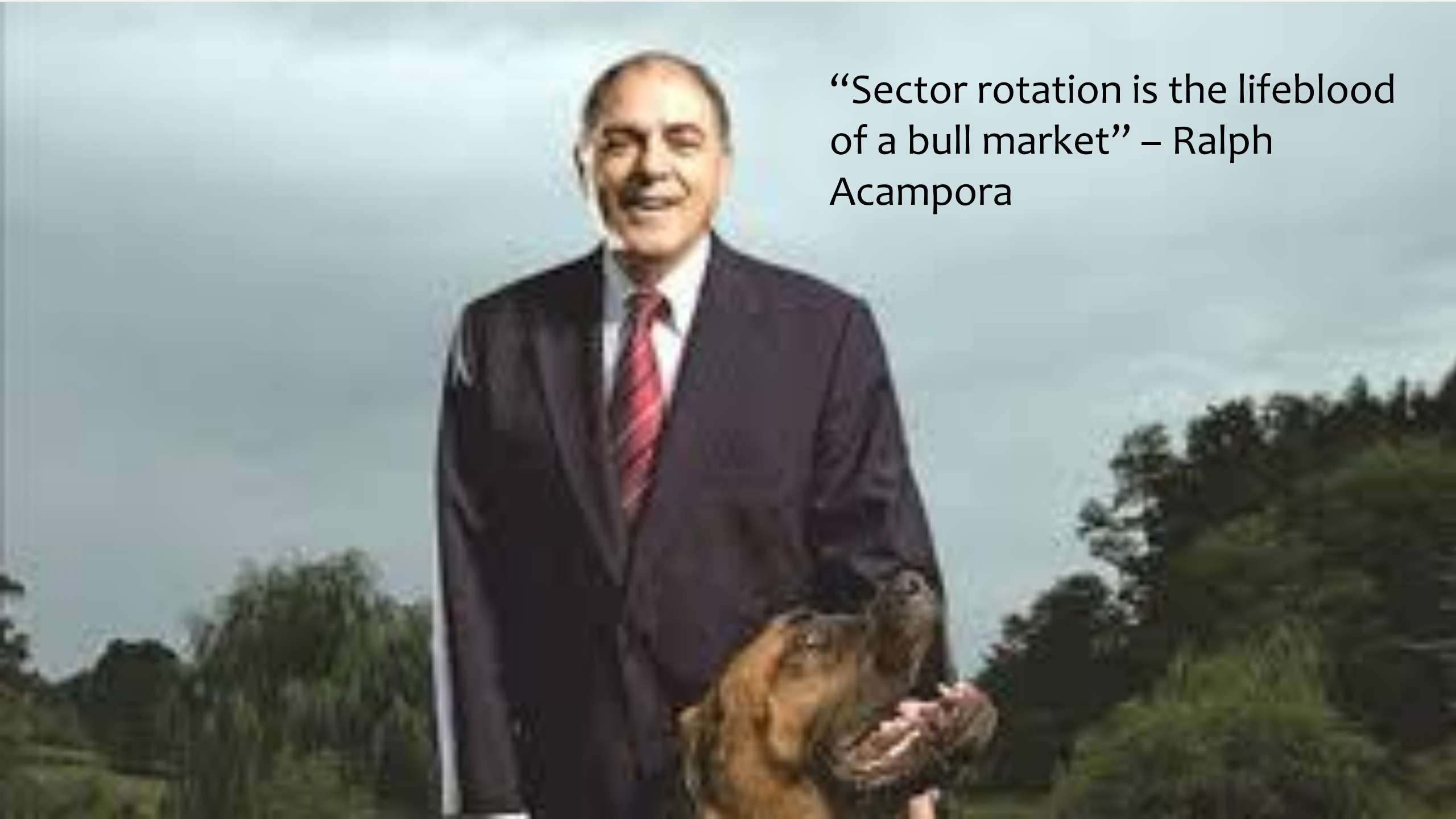




Weekly Macro Call

January 12, 2026

“Sector rotation is the lifeblood
of a bull market” – Ralph
Acampora



MARKET RECAP

Broad Equity Markets	Level	1 Week	QTD	YTD	3MO	6MO	1YR
S&P 500	6,966.28	1.58	1.80	1.80	3.47	12.59	19.23
NASDAQ 100	25,766.26	2.22	2.06	2.06	2.67	13.87	22.51
Dow Jones Industrial	49,504.07	2.34	3.03	3.03	6.69	12.84	18.11
Russell 2000	6,521.86	4.63	5.75	5.75	5.98	18.51	18.81
FTSE Developed International	2,690.28	1.73	2.41	2.41	7.25	15.38	37.09
FTSE Emerging International	2,115.35	0.94	2.32	2.32	2.48	13.55	29.02
Bloomberg US Aggregate Index		0.35	0.15	0.15	1.02	4.12	7.94
S&P GSCI		2.41	2.33	2.33	2.18	5.02	8.76
United States Oil		3.17	3.00	3.00	-3.48	-7.51	-7.80
Bitcoin	90,193.54	0.51	3.41	3.41	-26.94	-17.22	-4.22
Gold	4,493.85	3.24	2.89	2.89	11.23	35.57	68.96

Interest Rates		Last four weeks:				3 Months Ago	1 Year Ago
	Levels as of:	1/9/2026	1/2/2026	12/26/2025	12/19/2025	10/9/2025	1/9/2025
3 Month Treasury Yield		3.62	3.65	3.64	3.62	4.03	4.36
2 year Treasury Yield		3.49	3.47	3.46	3.48	3.60	4.16
10 Year Treasury Yield		4.19	4.19	4.14	4.16	4.14	4.57
30 Year Treasury Yield		4.85	4.86	4.81	4.82	4.72	4.98
CBOE VIX		14.5	14.5	13.6	14.9	16.4	18.1

Top Style

Micro Cap 4.68

Top Sector

Cons. Disc. 5.11

Top Factor

Size 4.63

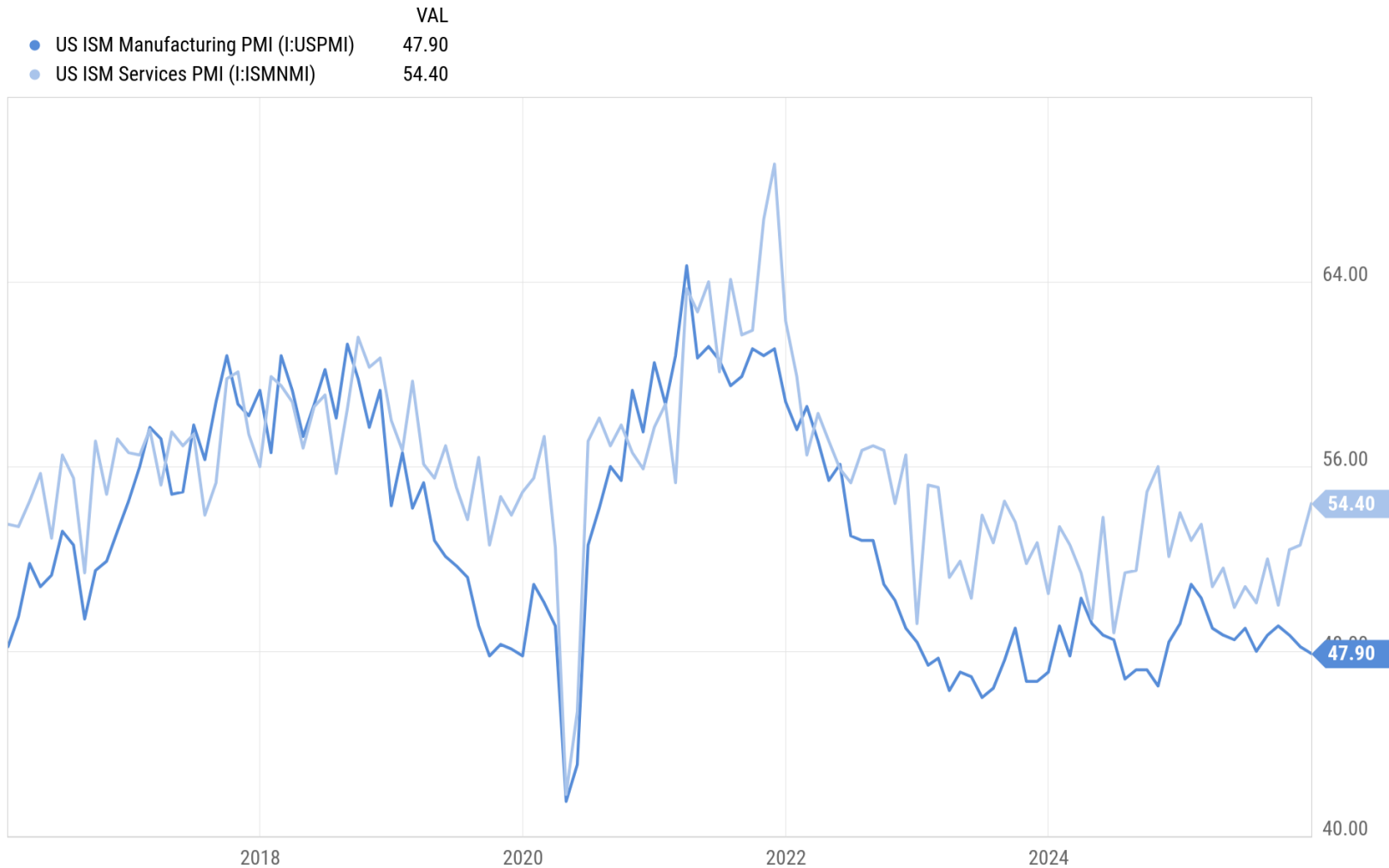
Top Fixed Income Sector

Convertible Bonds 1.72

FOR ADVISOR USE ONLY. This is provided for informational purposes only and should not be considered a recommendation to buy or sell a particular security. Past performance is no guarantee of future returns. Please see attached disclaimers.



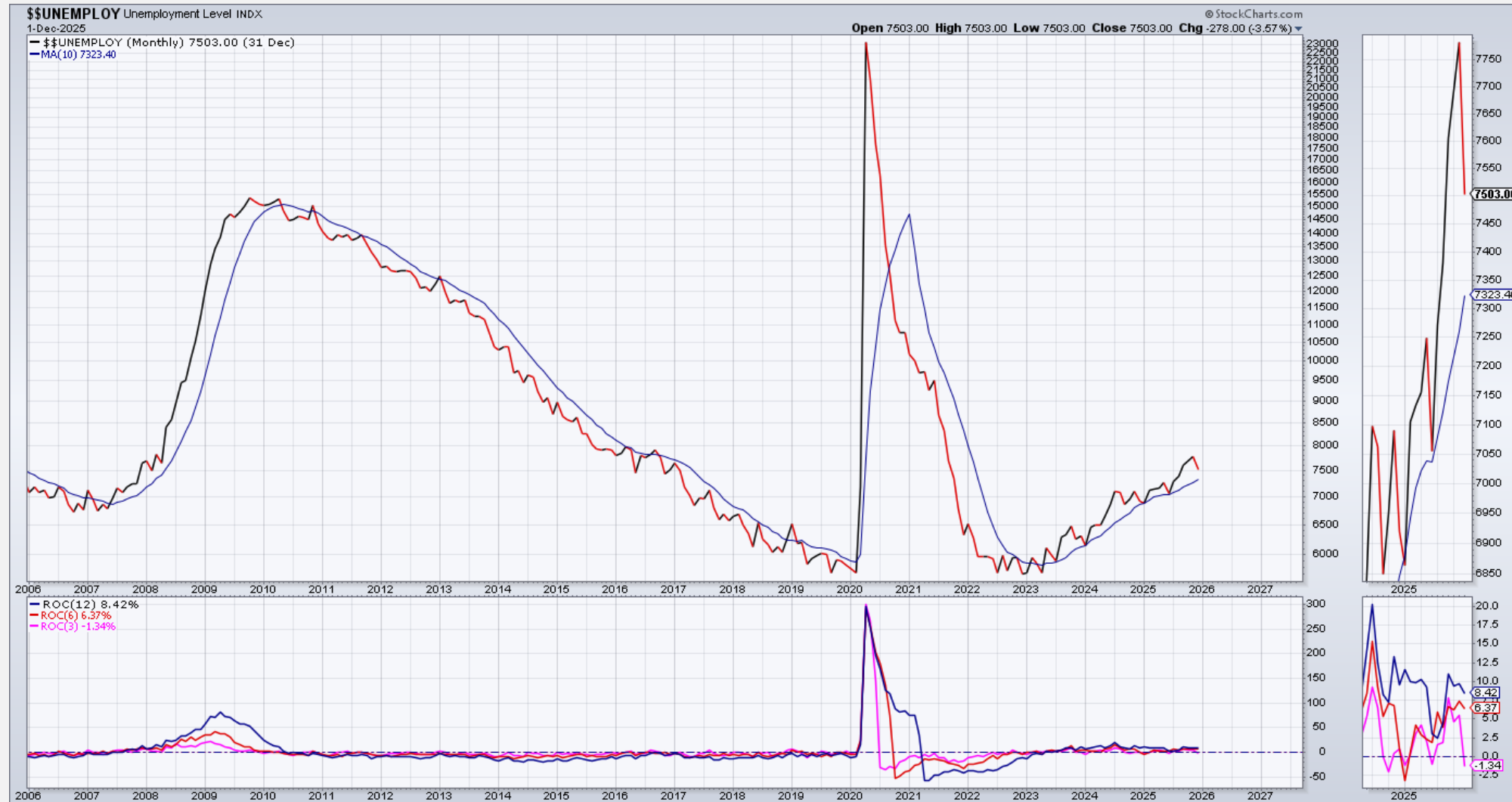
A tale of two economies



Jan 11, 2026, 7:41 PM EST Powered by **YCHARTS**

FOR ADVISOR USE ONLY. This is provided for informational purposes only and should not be considered a recommendation to buy or sell a particular security. Past performance is no guarantee of future returns. Please see attached disclaimers.

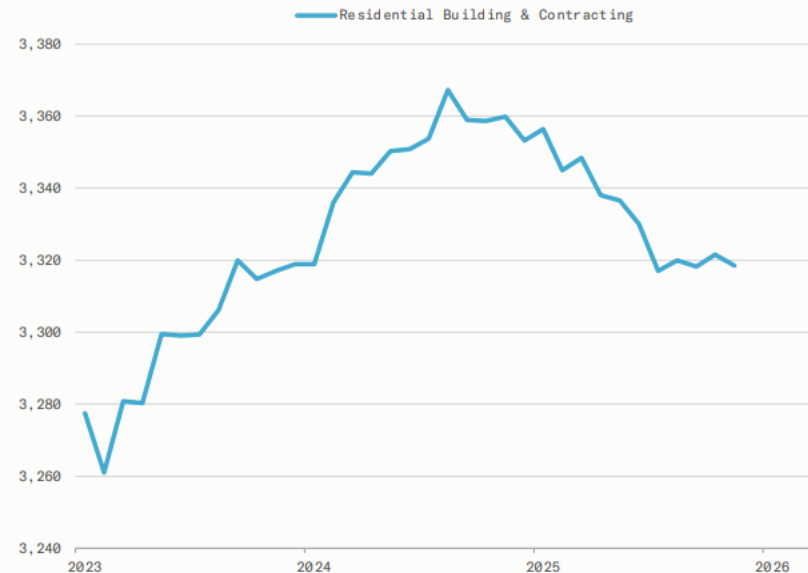
The December payrolls report was surprisingly good



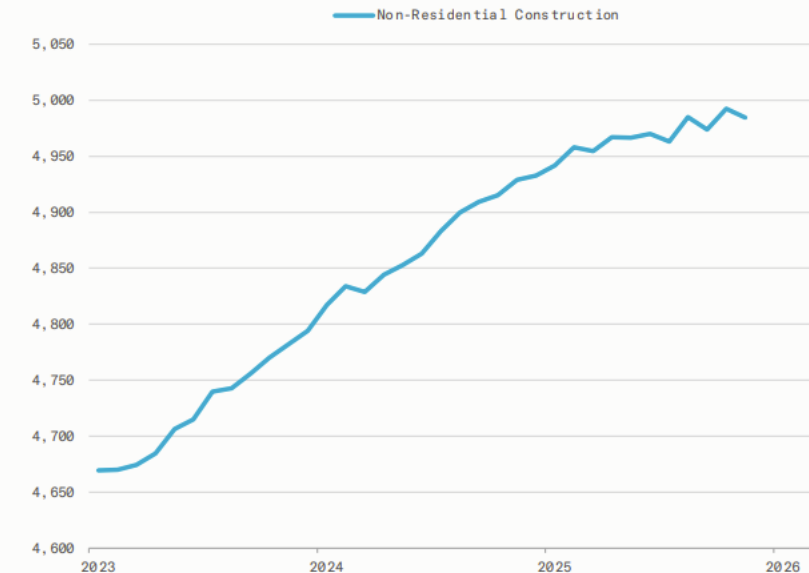
FOR ADVISOR USE ONLY. This is provided for informational purposes only and should not be considered a recommendation to buy or sell a particular security. Past performance is no guarantee of future returns. Please see attached disclaimers.

Construction payrolls are all about AI

Residential Construction Payrolls



Non-Residential Construction Payrolls



Residential construction payrolls, both builders and contractors, have been declining since September 2024 although the magnitude of the decline is modest and there's been a flattening out of the trend starting in August. Non-residential construction is less cyclical and, in some cycles, can be lagging. Nonetheless, non-residential construction payrolls is where all the strength lies.



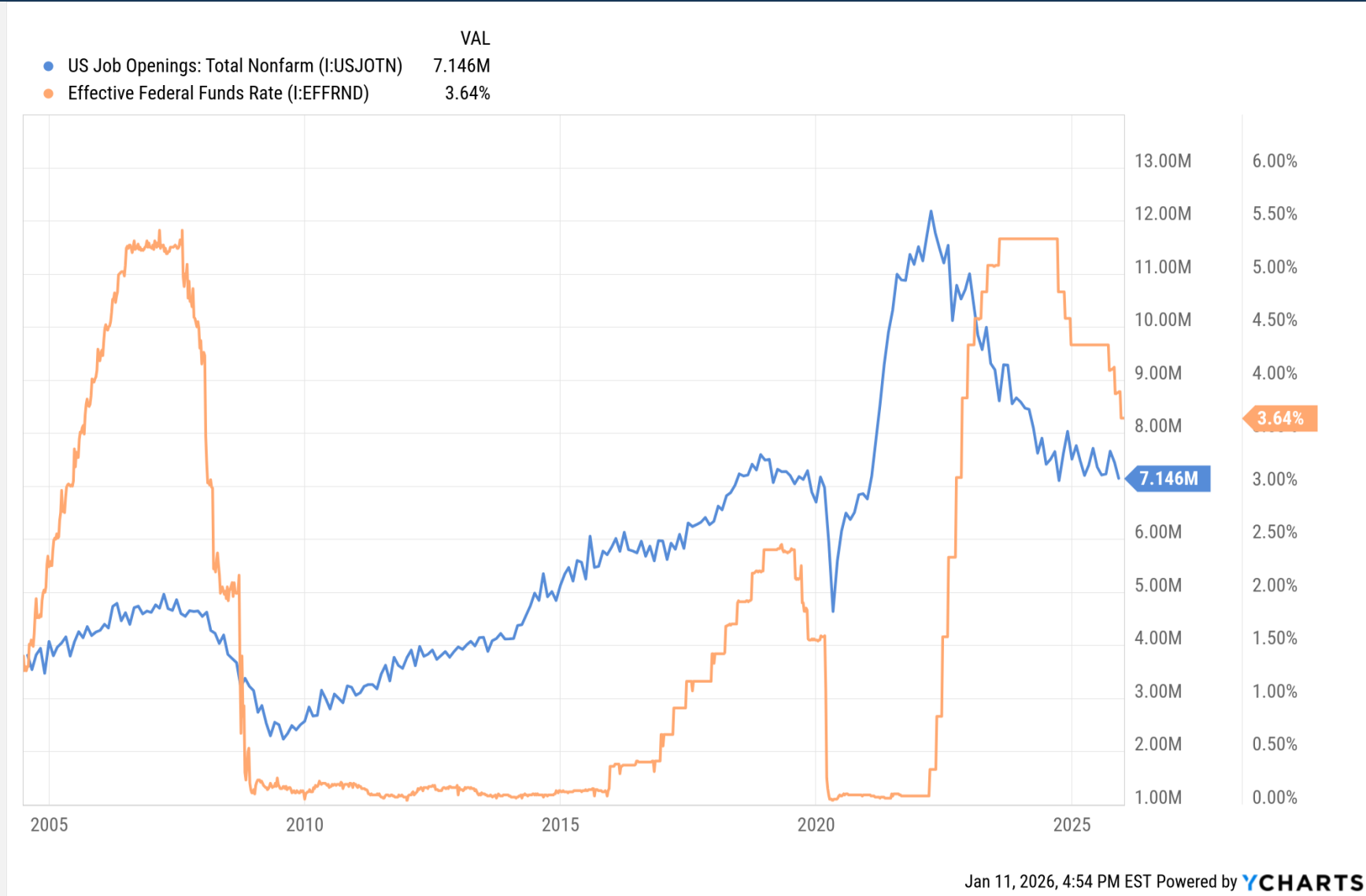
This report is prepared for the exclusive use of EPB Research subscribers. Sharing, redistributing, or disclosing this report without the express written consent of EPB Research is prohibited.

Chart: EPB Research • Source: Federal Reserve, BEA, BLS, Census Bureau, DOL

11

FOR ADVISOR USE ONLY. This is provided for informational purposes only and should not be considered a recommendation to buy or sell a particular security. Past performance is no guarantee of future returns. Please see attached disclaimers.

Job openings continue to fall...suggesting more interest rate cuts are in our future



FOR ADVISOR USE ONLY. This is provided for informational purposes only and should not be considered a recommendation to buy or sell a particular security. Past performance is no guarantee of future returns. Please see attached disclaimers.

Silver continues to lead gold



FOR ADVISOR USE ONLY. This is provided for informational purposes only and should not be considered a recommendation to buy or sell a particular security. Past performance is no guarantee of future returns. Please see attached disclaimers.

Industrial metals are surging



FOR ADVISOR USE ONLY. This is provided for informational purposes only and should not be considered a recommendation to buy or sell a particular security. Past performance is no guarantee of future returns. Please see attached disclaimers.

Metals and mining stocks continue their run



FOR ADVISOR USE ONLY. This is provided for informational purposes only and should not be considered a recommendation to buy or sell a particular security. Past performance is no guarantee of future returns. Please see attached disclaimers.

Southern Copper going parabolic



FOR ADVISOR USE ONLY. This is provided for informational purposes only and should not be considered a recommendation to buy or sell a particular security. Past performance is no guarantee of future returns. Please see attached disclaimers.

Materials sector breaking out of a large range to the upside



FOR ADVISOR USE ONLY. This is provided for informational purposes only and should not be considered a recommendation to buy or sell a particular security. Past performance is no guarantee of future returns. Please see attached disclaimers.

Defense sector stocks are at all time highs



FOR ADVISOR USE ONLY. This is provided for informational purposes only and should not be considered a recommendation to buy or sell a particular security. Past performance is no guarantee of future returns. Please see attached disclaimers.

KTOS surging

KTOS Kratos Defense & Security Solutions, Inc. Nasdaq GS
9-Jan-2026

© StockCharts.com
Open 84.91 High 115.45 Low 82.13 Close 113.70 Volume 26.6M Chg +34.41 (+43.40%) ▲



FOR ADVISOR USE ONLY. This is provided for informational purposes only and should not be considered a recommendation to buy or sell a particular security. Past performance is no guarantee of future returns. Please see attached disclaimers.

Investment Updates

January 2026

For a complete list of available alternative investments please reach out to Max Rockwell for additional information.



ALTERNATIVE INVESTMENTS

Investment Name	Asset Class	Available Capacity	Next Close	Documents Due by:	Wires due by	Alerts
Dynamic Investment Opportunities	Multi-Strategy	Ask Investment Team for More Information	2/1/2026	1/22/2026	1/23/2026	Best practice is to alert investment team for anticipated allocations.
WealthShield Absolute Return Fund	Multi-Strategy	Not Capacity Constrained	2/1/2026	1/22/2026	1/23/2026	Best practice is to alert investment team for anticipated allocations.
Point72 Flagship	Multi-Strategy	\$0	N/A	N/A	N/A	Best practice is to alert investment team for anticipated allocations.
Schonfeld Strategic Partners	Multi-Strategy	Not Capacity Constrained	2/1/2026	1/22/2026	1/23/2026	Best practice is to alert investment team for anticipated allocations.
Elliot Associates	Multi-Strategy	Ask Investment Team for More Information	2/1/2026	1/22/2026	1/23/2026	Best practice is to alert investment team for anticipated allocations.
Balyasny Asset Management Atlas	Multi-Strategy	Not Capacity Constrained	2/1/2026	1/22/2026	1/23/2026	Best practice is to alert investment team for anticipated allocations.
Millenium USA LP	Multi-Strategy	Ask Investment Team for More Information	N/A	N/A	N/A	Capacity is provided on first come first serve basis as capital is called by Millenium.
Point72 Turion L/S	Long/Short Equity	Not Capacity Constrained	2/1/2026	1/22/2026	1/23/2026	Best practice is to alert investment team for anticipated allocations.
Viking Global Equity L/S	Long/Short Equity	\$0	N/A	N/A	N/A	Best practice is to alert investment team for anticipated allocations.
Coatue L/S	Long/Short Equity	Not Capacity Constrained	2/1/2026	1/22/2026	1/23/2026	Best practice is to alert investment team for anticipated allocations.
Sachem Head L/S	Long/Short Equity	Not Capacity Constrained	2/1/2026	1/22/2026	1/23/2026	Best practice is to alert investment team for anticipated allocations.
Kerrisdale Partners	Long/Short Equity	Not Capacity Constrained	2/1/2026	1/22/2026	1/23/2026	Best practice is to alert investment team for anticipated allocations.
Golden Tree Credit Arbitrage	Arbitrage	Taking Indications of Interest Only	N/A	N/A	N/A	Please provide any indications of interest to your investment team.
Discovery Global Macro	Global Macro	Not Capacity Constrained	2/1/2026	1/22/2026	1/23/2026	Best practice is to alert investment team for anticipated allocations.
HIP Opportunities - Commodities Series	Diversified Commodities	Ask Investment Team for More Information	2/1/2026	1/22/2026	1/23/2026	Best practice is to alert investment team for anticipated allocations.
Infinity Credit Opportunity Fund	Real Estate Lending	Ask Investment Team for More Information	2/1/2026	1/22/2026	1/23/2026	Final close expected June 2026.
Sealy SPIRE REIT	Private Industrial Real Estate	Not Capacity Constrained	2/1/2026	1/23/2026	1/23/2026	Best practice is to alert investment team for anticipated allocations.
Sealy SIP IV, LP	Private Industrial Real Estate	Not Capacity Constrained	Every Friday	Every Thursday	Every Thursday	Final Close expected September 2026
BridgePort Diversified Systematic	Trend Following	Not Capacity Constrained	2/1/2026	1/28/2026	1/28/2026	N/A

FOR ADVISOR USE ONLY. This is provided for informational purposes only and should not be considered a recommendation to buy or sell a particular security. Past performance is no guarantee of future returns. Please see attached disclaimers.

DISCLOSURE

Ascentis Asset Management (“Ascentis”) is a registered investment adviser. Registration does not imply a certain level of skill or training. More information about Ascentis including its advisory services and fee schedule can be found in Form ADV Part 2 which is available upon request.

This is Ascentis’s current assessment of the market and may be changed without notice. The visuals shown are for illustrative purposes only and do not guarantee success or certain level of performance. This material contains projections, forecasts, estimates, beliefs, and similar information (forward looking information”). Forward looking information is subject to inherent uncertainties and qualifications, and is based on numerous assumptions, in each case whether or not identified herein.

This information may be taken, in part, from external sources. We believe these external sources to be reliable, but no warranty is made as to accuracy. This material is not financial advice or an offer to sell any product. There is no guarantee of future performance of any Ascentis portfolio. The investment strategies discussed may not be suitable for all investors. Before investing consider your investment objectives and Ascentis’s charges and expenses. All investment strategies have the potential for profit or loss. Past performance is no guarantee of future returns.

The Chartered Financial Analyst (CFA) charter is a globally, respected, graduate – level investment credential established in 1962 and awarded by CFA Institute, the largest global association of investment professionals. To earn the CFA charter, candidate must: 1) pass three sequential, six-hour examinations; 2) have at least four years of qualified professional investment experience; 3) join CFA Institute as members; and 4) commit to abide by, and annually reaffirm, their adherence to the CFA Institute Code of Ethics and Standards of Professional Conduct. The CFA Program curriculum is updated every year by experts from around the world to ensure that candidates learn the most relevant and practical new tools, ideas, and investment and wealth management skills to reflect the dynamic and complex nature of the profession.

The Chartered Market Technician (CMT) Program requires candidates to demonstrate proficiency in a broad range of topics in the field of Technical Analysis. The CMT designation is granted by the market technicians association (MTA). In order to be granted, the CMT designation, all candidates must successfully complete all three (3) levels of the CMT exam, obtain 'Member Status' in the MTA and have and have been gainfully employed in a professional analytical or investment management capacity for a minimum period of three (3) years and must be regularly engaged in this capacity at the time of successfully passing all three (3) levels of the CMT Exam. The CMT examination test, the critical knowledge and tasks needed to perform the duties as a technical analyst to maintain their status as a CMT charterholder, an individual must be a member of the MTA in good standing and abide by the MTA Code of Ethics.

The Certified Financial Planner (CFP) Certification is obtained by completing an advanced college–level course of study, addressing the financial planning, subject areas that the CFP board's studies have determined as necessary for the competent and professional delivery of financial planning services, a comprehensive certification exam (Administered in 10 hours over a 2 day. Period) and agreeing to be bound by the CFT board’s standard of professional conduct. As a prerequisite, the IAR must have a bachelor's degree from a regionally accredited, United States, college or university (or foreign university equivalent) and have at least 3 years of full-time financial planning experience (or equivalent measured at 2,000 hours per year). This designation requires 30 hours of continuing education every 2 years and renewing an agreement to be bound by the standards of professional conduct.