



YOUR FIRST STEP TO CAREFREE SOUTHERN CALIFORNIA OUTDOOR LIVING



Angelus

YEAR-ROUND SUNSHINE. COOL SUMMER BREEZES.

Warm winter nights. A temperate outdoor climate extends the space you live in and the place you love. Southern California Outdoor Living – with Angelus Pavers & Walls, the foundation is assured.



ANGELUS PAVING STONES & DECORATIVE WALLS

PAVING STONES 7

Timberline 8

Courtyard Stone 10

Estate Cobble I & II 12

Pavilion I & II 14

4x12 Paver 16

12x24 Paver 18

Heartland Paver 19

Castle Cobble I & II 20

Slate Stone 22

Holland 24

Aqualina 26

Paseo I & II 28

Antique Cobble I & II 30

Symetry® 32

Bishops Hat 33

PERMEABLE PAVING STONES 35

Permeable Aqualina 36

Permeable Holland 38

Permeable Slate 40

Permeable Courtyard 42

Turfstone 43

DECORATIVE WALLS 45

Rustic Wall Stone 46

Planter Wall 48

Stonewall® II 50

6x14 Bullnose 54

SHADOW & LIGHT AFFECTS COLOR ... 55

COLORS & TEXTURES 57

Cover: 80mm 4x12 in Light Sand installed in a herringbone pattern.

Inside Front Cover: Courtyard Stone in Dark Gray-Pewter-Charcoal installed in a random ashlar pattern.

This page: (top) Courtyard Stone in Gray-Charcoal installed in a random ashlar pattern. Border is Holland in solid Charcoal. (middle) Brown Permeable Holland installed in a herringbone pattern. (bottom) Sand-Stone-Mocha Courtyard Stone installed in an ashlar pattern with a solid Mocha Holland border. The planter wall and fire pit are Stonewall® II in Sand-Stone-Mocha.






PAVING STONES

Above: Estate Cobble II (tumbled) in Sand-Stone-Mocha installed in a stack bond pattern. Right: Cream-Brown-Charcoal Holland installed in a running bond pattern.



TIMBERLINE

Stone-Adobe-Mocha 70mm Timberline installed in a random running bond pattern.



1. and 2. Stone-Adobe-Mocha 70mm Timberline installed in a random running bond pattern. 3. Dark Gray-Copper-Charcoal Timberline. 4. Timberline Dark Gray-Copper-Charcoal installed in a random runner pattern.

Timberline is meticulously crafted to look like natural wood plank pavers. It combines the rich look of wood grain textures with the durability and long lasting beauty of concrete pavers. It is perfect for backyard pool decks, patios, walkways and entryways. Timberline is designed for pedestrian applications only.

Stocked Colors:
 Dark Gray-Copper-Charcoal | Stone-Adobe-Mocha

Timberline
 3 Stone Package: 87 Sq Ft per Pallet, 88 Stones per Pallet



5.51" x 35.43"



5.51" x 21.65"



5.51" x 13.78"



COURTYARD STONE

Courtyard Stone in Sand-Stone-Mocha installed in a random ashlar pattern.

Available in both a standard and a tumbled texture, Courtyard Stone has the classic, indispensable look that offers a timeless appearance. Tumbled, it can add the depth and warmth reminiscent of a timeworn, cobbled pavement while the standard texture is classic and clean. Courtyard Stone accommodates any architectural style and is an appealing paving stone in both large and small spaces.

Stocked Colors:

Cream-Brown-Charcoal	Cream-TerraCotta-Brown
Gray-Charcoal	Gray-Moss-Charcoal
Sand-Stone-Mocha	Tuscan
Sand-Copper-Stone	Dark Gray-Copper-Charcoal
Adobe-Copper-Mocha	Dark Gray-Pewter-Charcoal

* Texture available in standard and tumbled.

Courtyard Stone



4 Stone Package:
5.90" x 5.90", 5.90" x 8.90",
8.90" x 8.90", 8.90" x 11.90"
127 Sq Ft per Pallet
300 Stones per Pallet

Courtyard Circle



Up to 11.25' diameter
108 Sq Ft per Pallet
252 Stones per Pallet

Courtyard Stone 15x15



14.76" x 14.76"


91 Sq Ft per Pallet
60 Stones per Pallet

Courtyard Stone 6x9



5.9" x 8.9"

107 Sq Ft per Pallet
300 Stones per Pallet



1. Tuscan Courtyard Stone installed in a random ashlar pattern. Border is solid Charcoal Courtyard 6x9 installed in a soldier course. 2. Courtyard Stone in a 50/50 field installed blend of Cream-Brown-Charcoal and Sand-Stone-Mocha. The border is solid Mocha Courtyard 6x9 installed in a soldier course. 3. Tuscan Courtyard Stone (tumbled) installed in a random ashlar pattern. The pool coping is Tuscan Castle Cobble II (tumbled) 4. Courtyard Stone in Gray-Charcoal installed in a random ashlar pattern.



ESTATE COBBLE I & II

Estate Cobble II (tumbled) in Sand-Stone-Mocha installed in a stack bond pattern.

This four stone combination is a tumbled stone that can be laid in an ashlar pattern. Estate Cobble's wavy textured top, tumbled finish and larger size creates a beautiful and natural look. Its weathered surface and casual informality creates a quiet sophistication and is the perfect enhancement for your outdoor space.

Stocked Colors:

Cream-Brown-Charcoal	Cream-TerraCotta-Brown
Gray-Charcoal	Gray-Moss-Charcoal
Sand-Stone-Mocha	Tuscan

* Texture available in tumbled only.

Estate Cobble I

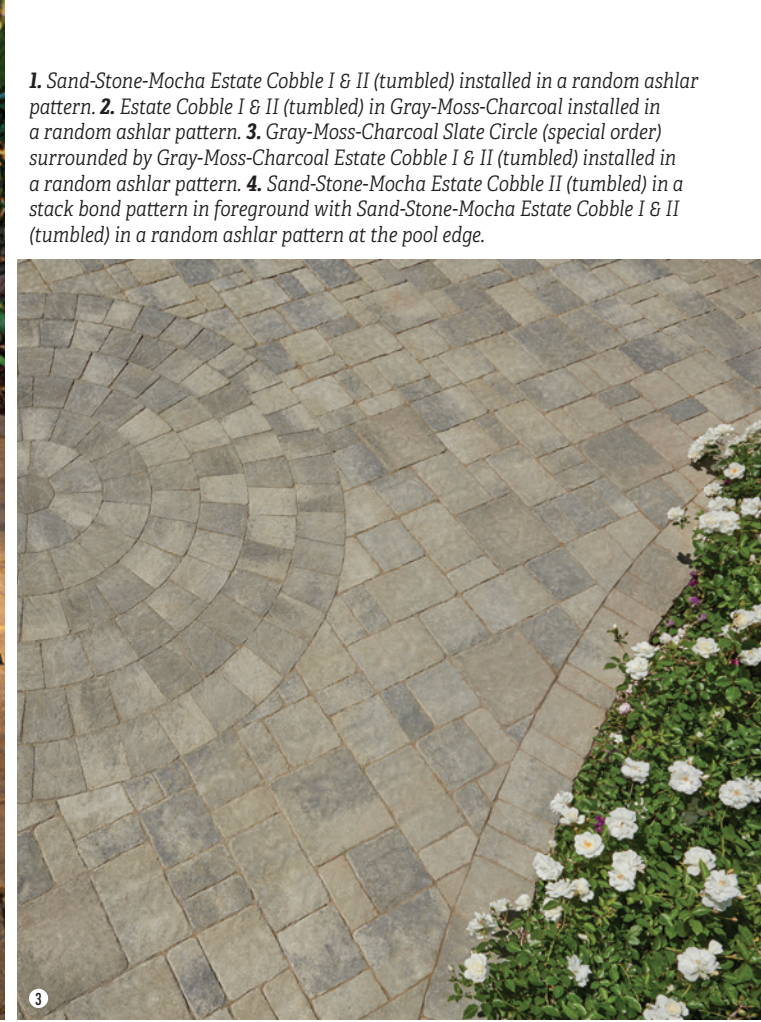


3 Stone Package:
4.70" x 9.40", 9.40" x 9.40", 14.20" x 9.40"
100 Sq Ft per Pallet
176 Stones per Pallet

Estate Cobble II



14.20" x 14.20"
67 Sq Ft per Pallet
48 Stones per Pallet



1. Sand-Stone-Mocha Estate Cobble I & II (tumbled) installed in a random ashlar pattern. **2.** Estate Cobble I & II (tumbled) in Gray-Moss-Charcoal installed in a random ashlar pattern. **3.** Gray-Moss-Charcoal Slate Circle (special order) surrounded by Gray-Moss-Charcoal Estate Cobble I & II (tumbled) installed in a random ashlar pattern. **4.** Sand-Stone-Mocha Estate Cobble II (tumbled) in a stack bond pattern in foreground with Sand-Stone-Mocha Estate Cobble I & II (tumbled) in a random ashlar pattern at the pool edge.



PAVILION I & II

Pavilion I & II Adobe-Copper-Mocha installed in a random ashlar pattern. Border is Slate Stone 6x9 Cream-Brown-Charcoal installed in a soldier course.

- 1. Pavilion I & II in Adobe-Copper-Mocha installed in a random ashlar pattern. Border is Slate 6x9 Cream-Brown-Charcoal in a soldier course.
- 2. Adobe-Copper-Mocha Pavilion I & II installed in a random ashlar pattern. Pool coping is solid Mocha Bullnose.
- 3. Pavilion I & II in Adobe-Copper-Mocha installed in an ashlar pattern. The border is Slate Stone 6x9 in solid Mocha installed in a soldier course. Steps and pool coping are Bullnose in solid Mocha.
- 4. Stepstones are Adobe-Copper-Mocha Pavilion II.



Warm textures, unique colors and large paving stones are the hallmark of the Pavilion Stone. The rich surface of the Pavilion has the appearance of a large natural flagstone with all the benefits of high-strength manufactured concrete. Available in colors ranging from rich earth tones to a color reminiscent of natural Bluestone, the Pavilion is designed to enhance your outdoor living space. Ideal for entryways, walkways, backyard patios, pool decks and outdoor entertainment areas.

Note: Due to its large format, this paver is not intended for vehicular use.

Stocked Colors:	
Sand-Copper-Stone	Adobe-Copper-Mocha
Dark Gray-Copper-Charcoal	Dark Gray-Pewter-Charcoal

Pavilion I

3 Stone Package:
23.62" x 15.75", 15.75" x 15.75", 7.87" x 15.75"
127 Sq Ft per Pallet
80 Stones per Pallet

Pavilion II

23.62" x 23.62"
77 Sq Ft per Pallet
20 Stones per Pallet



4 X 12 PAVER

80mm 4x12 in Light Sand installed in a herringbone pattern.

Introducing the 80mm 4x12, a contemporary, linear and versatile paver. Stocked in 10 different colors, the 4x12 can be combined in a variety of color combinations for a visually striking hardscape. Herringbone, stack bond, common bond and 1/3 bond patterns are all possible with the 4x12 paver. Choose multiple colors in bands, combine solid colors for contrast or select the blended colors for maximum design possibilities.

Stocked Colors:

Adobe	Charcoal
Gray	Light Sand
Mocha	Pewter
Adobe - Copper - Mocha	Dark Gray - Copper - Charcoal
Dark Gray - Pewter - Charcoal	Sand - Copper - Stone

4x12 Paver




80mm
3.94" x 11.87"
93 Sq Ft per Pallet
288 Stones per Pallet



1. 80mm 4x12 in field blend of solid Gray and solid Pewter installed in a herringbone pattern. The banding is 80mm 4x12 in solid Pewter. **2.** 80mm 4x12 in Light Sand installed in a herringbone pattern. **3.** 80mm 4x12 in Adobe-Copper-Mocha installed in a herringbone pattern. **4.** 80mm 4x12 Solid Charcoal, Solid Pewter and Solid Gray pavers field mix installed in a running bond pattern.



12 X 24 PAVER



1, 2 and 3. 60mm 12x24 in Solid Gray installed in a running bond pattern.



HEARTLAND PAVER

1. Gray-Moss-Charcoal Paver in an ashlar pattern. The border is Slate Stone 6x9 (distressed) in solid Charcoal. 2. Heartland Cream-Brown-Charcoal (Special Order) installed in a random ashlar pattern. Border is Slate 6x9 solid Mocha installed in a soldier course. 3. Heartland Gray-Moss-Charcoal installed in a random ashlar pattern. Border is 6x12 Gray-Charcoal installed in a soldier course. (6x12 is a special order item.)


Angelus Paving Stones is pleased to introduce the new 60mm 12x24 paver. Clean lines, narrow joints, a small chamfer and contemporary color choices will make the 12x24 the perfect choice for your pedestrian hardscape project. Install in a herringbone, stack bond or common pattern.

Note: due to its large format, this paver is not intended for vehicular use.

Stocked Colors:

Gray	Adobe - Copper - Mocha	Dark Gray - Copper - Charcoal
Dark Gray - Pewter - Charcoal	Sand - Copper - Stone	

12x24 Paver



60mm
11.81" x 23.62"
117 Sq Ft per Pallet
60 Stones per Pallet

Heartland Paver's single overall shape features four joint patterns to create the appearance of thirteen different sizes of natural-cut stone. The paver's textured top, wide joints and non-chamfered edges produce a variety of intricate designs. Their smooth, natural look adds depth and beauty to any outdoor space and they are durable and easy to install.

Note: Polymeric sand is required to ensure long-term performance of the pavement.

Stocked Color:

Gray-Moss-Charcoal

Heartland Paver

All four patterns are 12.5" x 15.25", 101 Sq Ft per Pallet, 90 Stones per Pallet



Shape 1



Shape 2



Shape 3



Shape 4



CASTLE COBBLE I & II

Cream-Brown-Charcoal Castle Cobble I & II (distressed) installed in a random ashlar pattern.



1. Sand-Stone-Mocha Castle Cobble I & II (distressed) installed in a random ashlar pattern. Border is Sand-Stone-Mocha Castle Cobble II installed in a running bond pattern. **2.** Castle Cobble I & II distressed texture in a 50/50 field mix of Cream-Brown-Charcoal and Gray-Moss-Charcoal installed in a random ashlar pattern. Steps and pool coping are Bullnose in solid Charcoal. **3.** Sand-Stone-Mocha Castle Cobble I & II (distressed) installed in a random ashlar pattern. Border is Sand-Stone-Mocha Castle Cobble I installed in a random runner pattern.

Castle Cobble's shape accommodates installation in a random ashlar pattern and its texture mimics the surface quality of natural cobblestone with its softened edge. The visible charm of Castle Cobble adds rustic beauty, depth and character for all residential, commercial or institutional projects.

Stocked Colors:

Cream-Brown-Charcoal	Cream-TerraCotta-Brown	Gray-Charcoal
Gray-Moss-Charcoal	Sand-Stone-Mocha	Tuscan

* Texture available in tumbled and distressed.

Castle Cobble I



3 Stone Package:
2.90" x 5.90", 5.90" x 5.90", 8.90" x 5.90"
112 Sq Ft per Pallet
450 Stones per Pallet

Castle Cobble II



8.90" x 8.90"
112 Sq Ft per Pallet
200 Stones per Pallet



SLATE STONE

Slate Stone in a 50/50 field mix of Cream-Brown-Charcoal and Sand-Stone-Mocha installed in a random ashlar pattern.



1. 50/50 mix of Cream-Brown-Charcoal and Cream-TerraCotta-Brown Slate Stone with a Charcoal 6x9 Slate Stone border. 2. Sand-Stone-Mocha Slate Stone installed in a random ashlar pattern. 3. Slate Stone Circle package (special order) in Gray-Charcoal. The circle is surrounded by Slate Stone Combo in Gray-Charcoal installed in a random ashlar pattern. 4. Slate Stone in Dark Gray-Copper-Charcoal (special order) installed in a random ashlar pattern. Border is Slate 6x9 in solid Charcoal.

This attractive paving stone — with its relatively smooth surface, geological banding, slightly rounded edge, refined grain and textured top — is reminiscent of the look and feel of a natural-cut flagstone. Slate Stone is a superb selection for driveways, walkways, patios and outdoor rooms.

Stocked Colors:

Cream-Brown-Charcoal	Cream-TerraCotta-Brown	Gray-Charcoal
Gray-Moss-Charcoal	Sand-Stone-Mocha	Tuscan

Slate Stone



4 Stone Package:
5.90" x 5.90", 5.90" x 8.90",
8.90" x 8.90", 8.90" x 11.90"
127 Sq Ft per Pallet
300 Stones per Pallet

Slate 6x9



5.9" x 8.9"
107 Sq Ft per Pallet
300 Stones per Pallet



HOLLAND

Holland in Gray-Charcoal installed in a running bond pattern. Border is Holland Gray-Charcoal in a soldier course.



1. Holland in Gray-Charcoal installed in a 45 degree herringbone pattern. Note: This stone was manufactured at 80mm due to site conditions and anticipated traffic loads. **2.** Gray-Moss-Charcoal Holland installed in a herringbone pattern. Note: This stone was manufactured at 80mm due to site conditions and anticipated traffic loads. **3.** Cream-Brown-Charcoal Holland installed in a running bond pattern with a solid Mocha Holland border at the landscape edge.

This rectangular, brick-sized stone, with its traditional flat top and defined, chamfered edges is available in standard or tumbled texture. Holland's utilitarian shape, straight lines and wide choice of colors creates unlimited design possibilities. One of the original paver shapes; Holland's classic, timeless look accentuates any outdoor living space.

Stocked Colors:

Cream	Stone	Charcoal	Mocha
Red-Brown-Charcoal	Gray-Charcoal	Gray-Moss-Charcoal	Cream-Brown-Charcoal
Cream-TerraCotta-Brown	Sand-Stone-Mocha	Tuscan	

* Texture available in standard and tumbled.

Holland



3.93" x 7.87"
113 Sq Ft per Pallet
540 Stones per Pallet



AQUALINA

Aqualina in Dark Gray-Pewter-Charcoal installed in a random runner pattern.



1. Dark Gray-Pewter-Charcoal Aqualina pavers installed in a random runner pattern. **2.** and **3.** Aqualina in Sand-Stone-Mocha (Special Order) installed in a random runner pattern.



2



3

The clean lines of the Aqualina paver are a welcome addition to the Angelus Paving Stones' product line. Two different widths and four different lengths combine to create a modular look that adds depth and elegance to the hardscape. This paver is 100mm, traffic rated and can be machine laid for maximum installation efficiency. The Aqualina will lend a modern, linear appearance to parking lots, building entryways and commercial plazas.

Stocked Color:
Dark Gray-Pewter-Charcoal

Aqualina



8 Stone Package:
3.38" x 9.45", 3.38" x 11", 3.38" x 12.6", 3.38" x 14.18",
4.5" x 9.45", 4.5" x 11", 4.5" x 12.6", 4.5" x 14.18"
73 Sq Ft per Pallet
224 Stones per Pallet



PASEO I & II

Paseo I & II in Dark Gray-Copper-Charcoal installed in a random ashlar pattern. The small border next to the pool coping is Courtyard 6x9 in Dark Gray-Copper-Charcoal.



1. Paseo I & II in Dark Gray-Copper-Charcoal installed in a random ashlar pattern. Border is 6x9 Courtyard in Dark Gray-Copper-Charcoal in a soldier course. **2.** Sand-Copper-Stone Paseo I & II installed in a random ashlar pattern. Border is field-cut Paseo I units in Sand-Copper-Stone. **3.** Paseo I & II in Dark Gray-Copper-Charcoal installed in a random ashlar pattern. Border is 6x9 Courtyard in Dark Gray-Copper-Charcoal in a soldier course. **4.** Paseo I & II in Dark Gray-Copper-Charcoal installed in a random ashlar pattern. Border is Courtyard 6x9 in Dark Gray-Copper-Charcoal in a soldier course.

The Paseo paver is perfect for entryways, walkways, backyard patios, pool decks and outdoor entertainment areas. Paseo paving stone's larger footprint, smooth, flat surface and clean lines are designed to transform your backyard paradise. Combine the Paseo I and II for an intricate ashlar pattern, or for a very large look use the 24"x24" Paseo II by itself.

Note: Due to its large format, this paver is not intended for vehicular use.

Stocked Colors:

Gray	Sand-Copper-Stone	Adobe-Copper-Mocha
Dark Gray-Copper-Charcoal	Dark Gray-Pewter-Charcoal	

Paseo I

3 Stone Package:
23.62" x 15.75", 15.75" x 15.75", 7.87" x 15.75"
127 Sq Ft per Pallet
80 Stones per Pallet

Paseo II

23.62" x 23.62"
77 Sq Ft per Pallet
20 Stones per Pallet



ANTIQUE COBBLE I & II

Gray-Charcoal Antique Cobble I & II (tumbled) installed in an "I" pattern. The circle is Gray-Charcoal Antique Cobble Circle (tumbled).

This popular, medium-sized paver is an all-purpose paving stone. Its soft, rounded chamfer "bread loaf" top surface is a respectful replica of old-world cobblestones. Both standard and tumbled textures are exceptional choices for entryways, driveways, patios and pools.

Stocked Colors:

Cream	Stone
Charcoal	Mocha
Red-Brown-Charcoal	Cream-Brown-Charcoal
Cream-TerraCotta-Brown	Gray-Charcoal
Gray-Moss-Charcoal	Sand-Stone-Mocha

Tuscan

* *Antique Cobble I and II textures are available standard and tumbled. Antique Cobble II colors are only available blended.*

Antique Cobble I



5.51" x 8.26"
130 Sq Ft per Pallet
420 Stones per Pallet

Antique Cobble II



5.51" x 5.51"
118 Sq Ft per Pallet
560 Stones per Pallet

Antique Cobble Circle



Up to 11.25'
108 Sq Ft per Pallet
252 Stones per Pallet



1. Sand-Stone-Mocha Antique Cobble I & II installed in an "I" pattern. Border is Sand-Stone-Mocha Antique Cobble I installed in a soldier course. **2.** Antique Cobble I & II Gray-Charcoal installed in an "I" pattern. Border is Antique Cobble I Gray-Charcoal in a soldier course. Bands are Antique Cobble I & II in Red-Brown-Charcoal installed in a random runner pattern. **3.** Circle is Antique Cobble Circle package in Gray-Moss-Charcoal. Pathway is Antique Cobble I & II in Gray-Moss-Charcoal installed in a random runner pattern. **4.** Tuscan Antique Cobble I & II installed in a combination herringbone pattern. Border in Tuscan Antique Cobble I installed in a soldier course.



SYMETRY®



BISHOPS HAT

Symetry® has a unique shape that accommodates a wide range of installed patterns making it a distinguished and versatile paver. Symetry® can be installed by itself or with 6" x 6" squares creating dozens of possible layout combinations from classical patterns, intricate and ornate patterns, or simple and balanced patterns.

Stocked Colors:

Cream-Brown-Charcoal Cream-TerraCotta-Brown

Symetry®



6.15" x 11.96"
93 Sq Ft per Pallet
320 Stones per Pallet

1. 50/50 field mix of Cream-TerraCotta-Brown and Cream-Brown-Charcoal Symetry® and solid Cream 6x6 installed in a Venetian parquet pattern. Pool coping is solid Cream Bullnose coping. **2.** Cream-TerraCotta-Brown Symetry® and solid Cream 6x6 installed in a Venetian parquet pattern. Border is solid Cream Holland. **3.** 50/50 field blend of Cream-TerraCotta-Brown and Cream-Brown-Charcoal Symetry® and solid Charcoal 6x6 installed in a Venetian parquet pattern. Border is solid Charcoal Holland.

This five-sided paver's heritage recalls Italian stones in the shape of a Bishop's mitre. Bishops Hat's unique shape creates large-scale parquets when used with an 8" x 8" square paver and its clean lines and strong angles can be used to create stunning arrangements that add style and grace to any project.

Stocked Colors:

Cream-Brown-Charcoal Cream-TerraCotta-Brown

Bishops Hat



9.36" x 11.14"
98 Sq Ft per Pallet
180 Full, 20 Starter Stones per Pallet

1. Cream-TerraCotta-Brown Bishops Hat and solid Cream 8x8 installed in a Venetian parquet pattern. **2.** Bishops Hat in Cream-Brown-Charcoal and 8x8 in solid Cream installed in a Venetian Parquet pattern. Border is Holland in solid Cream installed in a soldier course. **3.** Cream-Brown-Charcoal Bishops Hat and solid Brown 8x8 installed in a parquet pattern.



Above: Sand Permeable Holland (special order color) installed in a running bond pattern. **Right:** Gray-Moss Charcoal Permeable Holland machine laid in a herringbone pattern.

PERMEABLE PAVING STONES

Download *Angelus Commercial Solutions* PDF by scanning this QR Code.





PERMEABLE AQUALINA

100mm Permeable Aqualina in Dark Gray-Pewter-Charcoal installed in a random runner pattern. Border is 60mm Holland in Solid Charcoal in a solid course.

The Permeable Aqualina paver offers the same contemporary lines of the standard Aqualina paver, with the added benefit of permeability. This paver is 100mm, traffic rated and can be machine laid for maximum installation efficiency. The Permeable Aqualina is perfect for parking lots and traffic areas where reduced stormwater runoff is desired. The 3/8" gap in between the stones allow excellent permeability while meeting ADA requirements.

Stocked Color:

Dark Gray-Pewter-Charcoal

Permeable Aqualina



8 Stone Package:
100mm
3.38" x 9.45", 3.38" x 11", 3.38" x 12.6", 3.38" x 14.18",
4.5" x 9.45", 4.5" x 11", 4.5" x 12.6", 4.5" x 14.18"
81 Sq Ft per Pallet
224 Stones per Pallet



1. Dark Gray-Pewter-Charcoal Permeable Aqualina installed in a random runner pattern. 2. Permeable Aqualina pavers are installed over an open-graded base and with rock chips in the paver joints instead of sand to allow water to flow into the base underneath the pavers. 3. Dark Gray-Pewter-Charcoal Permeable Aqualina installed in a random runner pattern.



PERMEABLE HOLLAND

Solid Mocha Permeable Holland pavers in a herringbone pattern. The border/banding detail is solid Charcoal Permeable Holland installed in a soldier course. Note the half units installed as part of the herringbone pattern.



1. Permeable Holland in Gray-Moss-Charcoal installed in a running bond pattern. 2. Sand and Moss (special order colors) Permeable Holland installed in a running bond pattern. 3. Gray-Moss-Charcoal Permeable Holland machine laid in a herringbone pattern. 4. Permeable Holland in Tuscan (special order) installed in a running bond pattern. Border is Permeable Holland in Tuscan installed in a soldier course.

Permeable Holland mimics the popular shape of Angelus' Holland paving stone and is available in either a standard or tumbled texture. This paving stone combines the versatility of a traditional paver with the sustainable design benefits of a permeable paving system. Permeable Holland is ADA compliant and can withstand runoff from any rainstorm.

Stocked Color:
Gray-Moss-Charcoal

Permeable Holland



3.93" x 7.87" x 80mm
95 Sq Ft per Pallet
470 Stones per Pallet



PERMEABLE SLATE

Sand-Stone-Mocha Permeable Slate installed in a random ashlar pattern.



1, 2 and 3. Sand-Stone-Mocha Permeable Slate installed in a random ashlar pattern.



The 80mm Permeable Slate concrete paver is an attractive permeable paver that mimics the look of cut flagstone. Installed in a random ashlar pattern, the Permeable Slate will provide years of durable, environmentally friendly performance for any residential or commercial application.

Stocked Color:
 Gray-Charcoal | Sand-Stone-Mocha


Permeable Slate



4-Stone Package:
 80mm
 5.9"x5.9", 5.9"x8.9", 8.9"x8.9", 8.9"x11.9"
 102 Sq Ft per pallet
 240 stones per pallet



PERMEABLE COURTYARD



TURFSTONE

The Permeable Courtyard Paver is a welcome addition to the Angelus permeable paver line. It is an 80mm, four stone combination paver that is designed for residential and commercial permeable pavements. This ADA compliant permeable paver is a great option to reduce stormwater runoff and improve groundwater quality.

Stocked Color:

Gray-Charcoal

Sand-Stone-Mocha

Permeable Courtyard



4-Stone Package:
80mm
5.9"x5.9", 5.9"x8.9", 8.9"x8.9", 8.9"x11.9"
102 Sq Ft per pallet
240 stones per pallet

1, 2 and 3. Gray-Charcoal 80mm Permeable Courtyard installed in a random ashlar pattern.

Turfstone's grid pattern allows grass to grow while protecting the root system from compaction by vehicular traffic. It is ideal for greenbelts that require occasional vehicle use such as overflow parking and fire access lanes. Turfstone pavements with established grass reduces stormwater runoff and lowers the reflected temperatures associated with impenetrable surfaces.

Stocked Colors:

Gray

Turfstone



15.60" x 23.50" x 80mm
104 Sq Ft per Pallet
40 Stones per Pallet

1. This Gray Turfstone is filled with artificial turf for a greenbelt appearance where reduced maintenance and water use is desired. 2. Full grass growth has covered the Turfstone creating a strong surface for vehicles while protecting the grass roots. 3. The grass has completely grown over the Turfstone to create a surface strong enough for vehicular use.



Above: Sand-Stone-Mocha Courtyard Stone installed in an ashlar pattern with a solid Mocha Holland border. The planter wall and firepit are Stonewall® II in Sand-Stone-Mocha.
Right: Cream-Brown-Charcoal Stonewall® II seating wall.



DECORATIVE WALLS

Download the Angelus Decorative Walls Installation Instructions by scanning this QR Code.





RUSTIC WALL STONE

Sand-Stone-Mocha Rustic Wall Stone with Cream-Brown-Charcoal Courtyard Stone in an ashlar pattern.

For decorative, free-standing walls, Rustic Wall Stone's tumbled texture and natural stone appearance creates unlimited possibilities for seating walls, barbecue enclosures, bar tables, steps, columns, water features, garden walls, lawn edgers and more. Its uniform shape makes installation manageable and maintenance is essentially unnecessary.

Stocked Colors:

Cream-Brown-Charcoal	Cream-TerraCotta-Brown
Gray-Charcoal	Gray-Moss-Charcoal
Sand-Stone-Mocha	Tuscan



1. Gray-Moss-Charcoal Rustic Wall Stone. 2. Tuscan Rustic Wall Stone. 3. Gray-Moss-Charcoal Rustic Wall Stone. Pavers are Gray-Charcoal Courtyard combo stone in an ashlar pattern. 4. Gray-Moss-Charcoal Rustic Wall Stone BBQ.

Rustic Wall Stone



8" x 4" x 12"
Approximately 120 Stones per Pallet



PLANTER WALL

16" Planter Wall in Solid Tan installed in a running bond pattern.



1. 16" Planter Wall in Solid Tan installed in a running bond pattern. 2. Sand-Stone-Mocha 12" Planter Wall in a common bond pattern. Pavers are Sand-Copper-Stone Paseo I & II installed in a random ashlar pattern. 3. Charcoal 16" Planter Wall in a common bond pattern. 4. Tan 16" Planter Wall in a common bond pattern. Pavers are Courtyard Stone in Tuscan installed in a 45 degree random ashlar pattern. Border is Holland Mocha soldier course, Holland Tuscan in a running bond and Holland Mocha in a running bond.

The Angelus Planter Wall is a durable, easy-to-install unit that provides versatility as well as beauty. It is lightweight and easy to handle. No special tools are required. Its secure, interlocking design makes installation easy. Plus, Angelus Planter Walls enable you to build straight, curved or terraced walls to fit the contours of your yard. They're made of high-strength, low-absorption concrete to provide permanent, environmentally safe walls that are virtually maintenance free.

Stocked Colors:

Charcoal	Gray	Tan
Sand-Stone-Mocha	Tuscan	

Angelus Planter Wall 12 Inch



12" x 4" x 9"
Maximum wall height 2'
Approximately 120 Stones per Pallet

Angelus Planter Wall 16 Inch



16" x 6" x 10"
Maximum wall height 3'
Approximately 48 Stones per Pallet



STONEWALL® II

Stonewall® II Caps in Gray-Moss-Charcoal form the treads for these steps. Stonewall® II Blocks were used for the risers and for the planter wall in the background. Pavers are Castle Cobble I & II (distressed) Gray-Moss-Charcoal installed in a random ashlar pattern.

The appealing hues and tumbled, textured faces of Stonewall® II convey the appearance of an old-world wall. Seven individual wall stone shapes and three wall cap sizes comprise the Stonewall® II. These decorative wall stones and wall caps are ideal for free-standing walls, low retaining walls, barbecue enclosures, planters, steps, seating walls and more.

Stocked Colors:

Cream-Brown-Charcoal	Cream-TerraCotta-Brown
Gray-Charcoal	Gray-Moss-Charcoal
Sand-Stone-Mocha	Tuscan



12.5" W x 12.5" D x 3" H
18 Stones per Pallet



12" W x 10.5" D x 6" H
6 Stones per Pallet



9" - 10" W x 10.5" D x 6" H
12 Stones per Pallet



10" - 12" W x 10.5" D x 6" H
12 Stones per Pallet



9" - 10" W x 12.5" D x 3" H
36 Stones per Pallet



9" W x 10.5" D x 6" H
12 Stones per Pallet



4" - 6" W x 10.5" D x 6" H
12 Stones per Pallet



14" - 16" W x 10.5" D x 6" H
12 Stones per Pallet



5" - 7" W x 12.5" D x 3" H
18 Stones per Pallet



6" W x 10.5" D x 6" H
12 Stones per Pallet



Stonewall® II is a licensed and patented product of WestBlock Systems, LLC.
westblocksystems.com



STONEWALL® II

BBQ and Fireplace are Stonewall® II in Tuscan custom built onsite by the contractor. Pavers are Slate Stone in Dark Gray-Copper-Charcoal (special order) installed in a random ashlar pattern. Border and Banding are Slate 6x9 in solid Charcoal. Circle is Slate Circle (special order) in Gray-Charcoal.



1. Sand-Stone-Mocha Stonewall® II. **2.** Tuscan Stonewall® II block and cap installed in a random ashlar pattern. Pavers are Estate Cobble I & II (tumbled) in Tuscan installed in a random ashlar pattern. Border is Estate Cobble II (tumbled) in solid Mocha (special order). **3.** Cream-Brown-Charcoal Stonewall® II seating wall and pool coping with Cream-Brown-Charcoal Courtyard Stone installed in an ashlar pattern. **4.** Firepit is Sand-Stone-Mocha Stonewall® II Fire Ring Kit. Seating wall in the background is Sand-Stone-Mocha Rustic Wall Stone. Pavers are Courtyard Stone in Sand-Stone-Mocha installed in a random ashlar pattern.



6 X 14 BULLNOSE



1. Slate Stone in Dark Gray-Copper-Charcoal installed in a random ashlar pattern. Border is Slate 6x9 in solid Charcoal. Coping is 6x14 Bullnose in solid Charcoal. 2. Slate Stone in Dark Gray-Copper-Charcoal installed in a random ashlar pattern. Step is 6x14 Bullnose in solid Charcoal.



5:00 p.m.



6:00 p.m.



7:00 p.m.



The 6x14 Bullnose Coping is the perfect complement to finish exposed edges at steps and pool decks. The 14" length allows for a more comfortable step tread and an attractive rounded bullnose edge. It can also be field cut on the bullnose side to present the finished flat edge on the opposite side. This product is sold by the piece; two pieces equals one linear foot.

Stocked Colors:

Charcoal	Cream	Stone	Mocha
Adobe-Copper-Mocha	Cream-Brown-Charcoal	Cream-TerraCotta-Brown	Dark Gray-Copper-Charcoal
Dark Gray-Pewter-Charcoal	Gray-Moss-Charcoal	Red-Brown-Charcoal	Gray-Charcoal
Sand-Copper-Stone	Sand-Stone-Mocha	Tuscan	

6x14 Bullnose Coping



6" x 14"
74 Sq Ft per Pallet
126 Stones per Pallet

SHADOW AND LIGHT AFFECTS COLOR

Color — and the perception of color — is greatly affected by multiple factors. These photos of Sand-Stone-Mocha Courtyard Stone were all taken on the same day at the same property. When photographed before sunset and shortly after sunset, you can see how the light of day changes the color. It is this change in light, throughout the day, that creates beautiful variations of color. Consequently, photographic conditions, the time of day, the weather, the paver's texture and manufacturing conditions — even the quality of the printed page or website image — can all affect the perception of paver colors. And, because these conditions are variable, Angelus always recommends viewing physical samples prior to installation. Angelus Pavers & Walls. Beautiful in any light.





COLORS AND TEXTURES



Above: Paseo I & II in Dark Gray-Copper-Charcoal installed in a random ashlar pattern. Border is Courtyard 6x9 in Dark Gray-Copper-Charcoal in a soldier course. **Right:** Dark Gray-Pewter-Charcoal Aqualina pavers installed in a random runner pattern.

SOLID Shown in 4x12 Pavers



ADOBE



CHARCOAL



GRAY



LIGHT SAND



MOCHA



PEWTER

BLENDED Shown in 4x12 Pavers



ADOBE - COPPER - MOCHA



DARK GRAY - COPPER - CHARCOAL



DARK GRAY - PEWTER - CHARCOAL



SAND - COPPER - STONE

Colors, blends and textures presented in this brochure are as accurate as possible. Color variation is inherent in concrete products and exact matches cannot be guaranteed. Photographic reproduction, printing techniques and actual viewing conditions can affect perception of color. Always view samples prior to installation. For specific shapes, textures and availability refer to AngelusPavingStones.com.

DECORATIVE WALL COLORS

STONEWALL® II



CREAM - BROWN - CHARCOAL



CREAM - TERRACOTTA - BROWN



GRAY - MOSS - CHARCOAL



GRAY - CHARCOAL



TUSCAN



SAND - STONE - MOCHA

RUSTIC WALL STONE



CREAM - BROWN - CHARCOAL



GRAY - MOSS - CHARCOAL



TUSCAN



CREAM - TERRACOTTA - BROWN



GRAY - CHARCOAL



SAND - STONE - MOCHA

PLANTER WALL



CHARCOAL



TAN



SAND - STONE - MOCHA



GRAY



TUSCAN



Rustic Wall Stone and Stonewall® II units are the perfect foundations for BBQs, Fire Pits, and Tables. Extend the space you live in. Download Free BBQ plans.



WARNING: This product can expose you to Silica, crystalline (airborne particles of respirable size) which is known to the State of California to cause cancer. For more information go to www.P65Warnings.ca.gov.



Angelus products available with recycled content





RIALTO, CALIFORNIA • OXNARD, CALIFORNIA

Angelus
Since 1946

WWW.ANGELUSPAVINGSTONES.COM