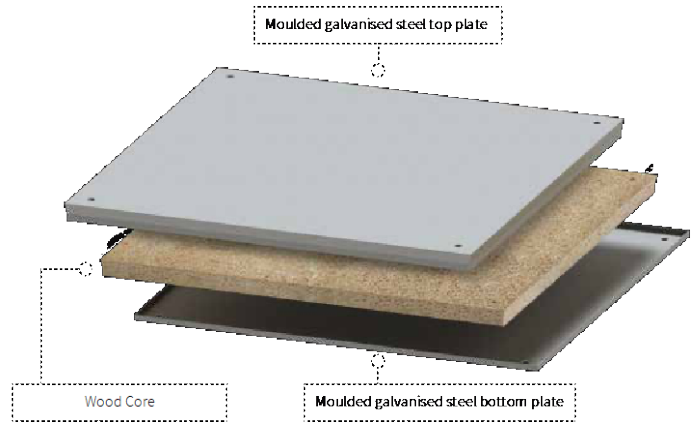



# ORIGIN SERIES

## ORIGIN RIGID

### RECOMMENDED APPLICATIONS



### SYSTEM NAME

Origin Rigid Heavy Grade 1000LBS (4.45kN)

### DESCRIPTION

The Origin Rigid System is an alternate system to Icon Data for commercial environments. It is widely used for finished floor heights over 31.5in or areas that require a more rigid installation due to high load or traffic.

### COMPLIANT STANDARDS

CISCA Standard UFGS-09 69 11/15  
ISO9239-1-2003  
EN12825-2001  
DIN4102-1-1998

**SIZE** 24in x 24in

**CORE** Woodcore

**FINISH** Galvanized steel

### CONSTRUCTION

The panels consist of a hardened galvanized steel top and bottom sheet plate encapsulating a structural wood core.

### TOLERANCE

±0.001in and a flatness tolerance of ±0.02in measured on a diagonal across the top of the panel

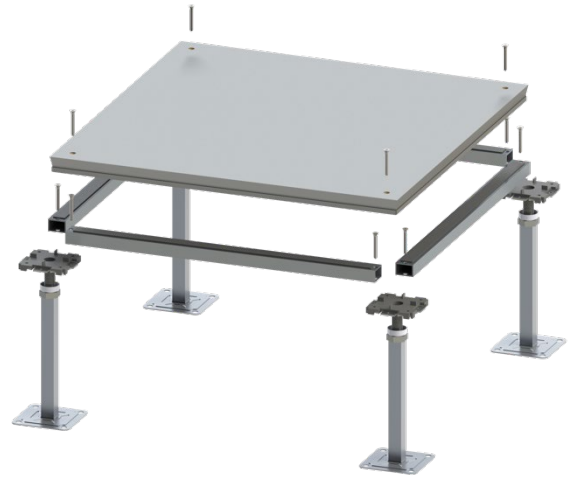
### CONNECTION

The panel is screw fixed on top of the stringer assembly to the pedestal head at all four corners

**DEPTH** 1.2in

### PERFORMANCE TO STANDARDS GUIDE PER CISCA STANDARD UFGS-09 69 11/15

Load Level	Panel (kg)	System (kg/m <sup>2</sup> at 17.7in FFH)
1000LBS (4.45kN) Heavy Grade	8.6	30.3
STATIC PERFORMANCE (kN)		
Concentrated	Impact	Ultimate
1000LBS (4.45kN)	150LBS (0.67kN)	1400LBS (6.23kN)
DYNAMIC PERFORMANCE (kN) - Passes		
10 passes (wheel size 3in x 1.2in)	10,000 passes (wheel size 6in x 2in)	Uniform (kN/m <sup>2</sup> )
800LBS 6 (3.5kN)	600LBS (2.67kN)	11.97 (250psf)
<b>Safety Factor:</b> Panels must provide a minimum safety factor of five (5) times the uniform load specified above in accordance with CISCA Standard ICC-ES.		



### PEDESTAL SIZE

4in x 4in base plate

### PEDESTAL CONSTRUCTION

Hot dipped galvanised steel pedestal base, head and rod. Finished with an ABS locating gasket.

### PEDESTAL LOCKING

The pedestals will be provided with an adjusting and locking nut to maintain the assembly at a selected height, which requires a deliberate action to change the height setting, and which prevents vibration displacement.

### PEDESTAL FINISH

Hot dipped galvanized finish.

### PEDESTAL CONNECTION

The panel is screw fixed to the pedestal head at all four corners.

### PEDESTAL FINISHED FLOOR HEIGHT (FFH)

The finished floor height of the access floor is measured from the sub floor to the top surface of the installed access floor.

### STRINGER SIZE

1.2in x 0.8in x 0.04in x 24in

### STRINGER CONSTRUCTION

Rectangular steel welded tube with 0.06in sponge rubber foam.

### STRINGER FINISH

Hot dipped galvanized finish.

### STRINGER CONNECTION

The stringer is screw fixed to the pedestal head.