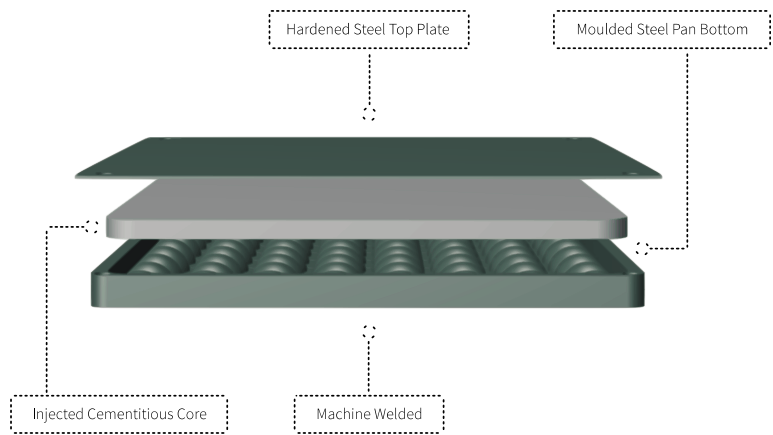



ICON SERIES ICON AIR

RECOMMENDED APPLICATIONS



SYSTEM NAME

Icon Air Industrial Grade 9.0kN

DESCRIPTION

Icon Air is specifically designed for environments using an underfloor HVAC (heating, ventilation, and air conditioning) system.

This system incorporates the use of a clip on air tight stringer which creates a seal in between the panels to control and minimize air leakage. With the stringer seal, the underfloor cavity then converts into an air plenum.

COMPLIANT STANDARDS

Australian Standard AS4154/AS4155
Australian Standard AS1170
NATA Testing Certification
ISO9239-1-2003
EN12825-2001
DIN4102-1-1998

SIZE 600mm x 600mm

CORE Cementitious Compound

FINISH

ASP's standard powder coated finish.

CONSTRUCTION

The panels consist of a hardened steel top and bottom sheet plate with corrosion resistant protection, inside and out, encapsulating a structural cementitious core.

TOLERANCE

±0.25mm and a flatness tolerance of ±0.5mm measured on a diagonal across the top of the panel

CONNECTION

The panel is screw fixed to the pedestal head at all four corners above the clip-on AT Stringer assembly.

DEPTH 33mm

PERFORMANCE TO STANDARDS GUIDE PER AS4154 – 1993 AUSTRALIAN STANDARD – GENERAL ACCESS FLOORS

Load Level	Panel (kg)	System (kg/m ² at 450mm FFH)
9.0kN Industrial Grade	17.36	53.3
STATIC PERFORMANCE (kN)		
Concentrated	Impact	Ultimate
9.0	0.4	32.8
DYNAMIC PERFORMANCE (kN) - Passes		
10 passes (wheel size 75x25mm)	10,000 passes (wheel size 150x50mm)	40,000 passes (wheel size 200x75mm)
6.7	5.5	2.25
Uniform (kN/m ²)	49.8	
Safety Factor: Panels must provide a minimum safety factor of three (3) times the concentrated load specified above in accordance with Australian Standards AS4154-1993		



PEDESTAL SIZE

100mm x 100mm base plate

PEDESTAL CONSTRUCTION

Hot dipped galvanised steel pedestal base, head and rod. Aluminium head assembly with locating ABS gasket.

PEDESTAL LOCKING

The pedestals will be provided with an adjusting and locking nut to maintain the assembly at a selected height, which requires a deliberate action to change the height setting, and which prevents vibration displacement.

PEDESTAL FINISH

Hot dipped galvanized finish.

PEDESTAL CONNECTION

The panel is screw fixed to the pedestal head at all four corners.

PEDESTAL FINISHED FLOOR HEIGHT (FFH)

The finished floor height of the access floor is measured from the sub floor to the top surface of the installed access floor.

STRINGER SIZE 600mm

STRINGER CONSTRUCTION

Rectangular steel welded tube with 1.6mm sponge rubber foam.

STRINGER FINISH

Hot dipped galvanized finish with 1.6mm sponge rubber

STRINGER CONNECTION

The stringer is clipped on to the pedestal head.

MAINTENANCE GUIDE

CLEANING OF PANEL SURFACE COVERING

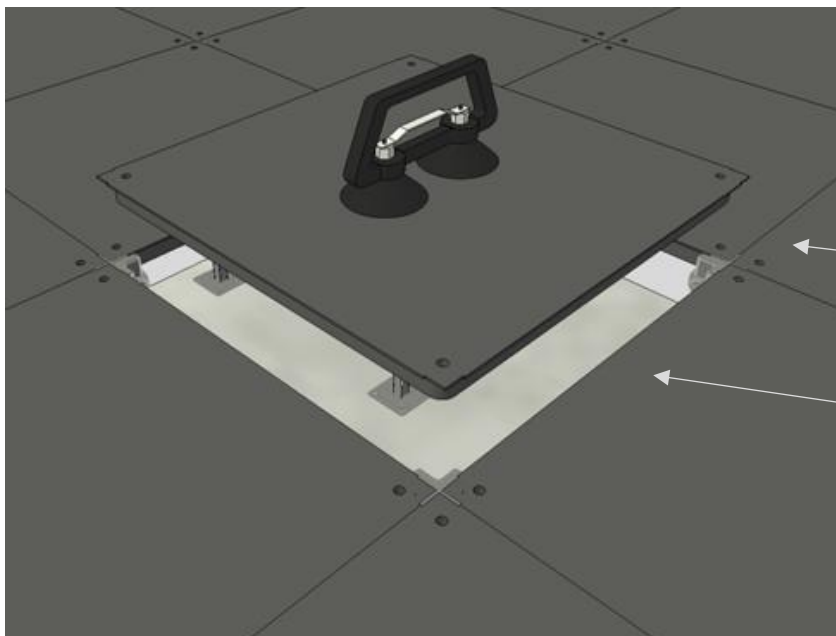
Any dust or building debris falling on top of the panels should not be swept across the top of the floor; instead, it should be vacuumed away. Sweeping access floors can force dust between panel edges or onto pedestal heads and stringers which can cause noise issues.

APPLICATION TO FINISHES

Prior to applying any finishes on the raised access floor system, the entire surface must be thoroughly cleaned and vacuumed. This process is essential to prevent dust and debris becoming trapped between panels and in the adhesive layer of subsequent finishes which can lead to potential noise issues.

SITE CONDITIONS

Activities that generate significant dust onsite, during or after the access floor installation process, should be effectively managed by the head contractor to avoid a build-up on pedestal heads or stringers that can cause potential, unwanted noise issues. Vacuuming of fine dust accumulated on the access floor panels is recommended over sweeping.



Vacuum to ensure the surface is free from debris, clearing all dust prior to the application of finishes.

Avoid sweeping across the top of the floor to prevent dust being forced between panels.

MAINTENANCE CONTACT DETAILS

If you require further assistance regarding maintenance instructions of an ASP Access Flooring system, please contact:

CONTACT: ASP Sales

PHONE: 02 9620 9915

EMAIL: sales@aspfloors.com.au

WEBSITE: www.aspfloors.com