


SUPER CAR
Piston COMPRESSOR nebulizer
AEROSOL MIST



USER MANUAL

the best reason to take care of yourself {YES, YOU}

DEAR EVOLU COMPRESSOR Nebulizer SUPER CAR owner
 Thank you for choosing EVOLU® COMPRESSOR Nebulizer SUPER CAR. We are sure that having appraised worthily the high quality and reliability of this device you will become a regular user of the products of trademark EVOLU®.

Your nebulizer is intended for use in treatment of asthma, COPD and other respiratory ailments in which an aerosolized medication is required during therapy. Aerosol easily and quickly comes to both upper and lower respiratory tracts. Before starting to use the compressor nebulizer, please, study the user manual carefully. Following the rules stated in the user manual will provide the faultless operation of the compressor nebulizer for a long period of time. For all questions concerning the unit, please, contact of distributor of trademark EVOLU® in your country.

INTRODUCTION

What Is a Nebulizer and How Does It Work?

The compressor nebulizer system is a device that turns a liquid drug into a fine aerosol under the influence of the compressed air. Aerosol contains large and small particles. When breathing the gravity makes the larger particles accumulate on the walls of the upper respiratory passages while the smaller particles have enough time to reach the lower bronchial branches. Therefore the drug comes to all parts of the patient's bronchial tree, including the smallest bronchi and alveoli, and gets into the blood vessels on the walls of the alveoli in big therapeutic doses with tiny or none side effects.

What Is Nebulizing Therapy Used For?

Nebulizer systems are used by the patients with:

- acute respiratory diseases,
- obstructive pulmonary disease,
- chronic inflammatory processes in respiratory passages such as chronic bronchitis, bronchial asthma (incl. chronic or unstable ones, exacerbation of asthma), chronic pharyngitis,
- respiratory passages infections,
- abnormalities in secretion quality and secreting in bronchi,
- different types of coughing.

What Are the Advantages of Nebulizing Therapy?

Nebulizing therapy gives a possibility to quickly effect the inflammatory zone by big drug doses which increases the influence of the treatment and reduces the risk of side effects to other organs. Nebulizing therapy is the easiest way of inhalation treatment and it is also an economical means of treatments from the point of view of purposeful use of drug. Aerosol treatment with the help of nebulizing systems can be used for children, elderly and infirm patients.

BEFORE STARTING TO USE THE UNIT



Important Safety Information

- Carefully read the instructions before use. Keep this instruction manual for future references.
- Use the device only as an inhalator for therapeutic purposes. Medicine type, mode and time of application should be prescribed by your doctor. Installation operations have to be done according to the instruction in this handbook and only for the uses declared by the constructor.
- This device is unsuitable for use with inflammable anaesthetic mixtures containing air, oxygen or nitrogen protoxide.
- Always disconnect the device from the main socket after use and before cleaning operations.
- Do not touch the device if it accidentally falls into the water. Unplug it immediately and do not use afterward.
- Do not touch the device with wet hands.

- During use, make sure that the unit is placed on a flat and stable surface.
- Do not use the device when patient is sleeping.
- Please, contact of distributor of trademark EVOLU® in your country for any maintenance, do not open the device. If the device does not work properly turn it off and consult the user manual.
- Do not leave any packaging materials (plastic bags, cardboard boxes, and so on) within reach of children to prevent dangers.
- Keep accessories out of reach of children. Children and people with reduced physical or mental capacities need to use the device only under close surveillance of an adult who has read this instruction manual. Keep the medicine cup out of reach of children under 36 months because it contains small parts that could be ingested.
- Always disconnect the device from the main socket when it is not used.
- It is recommended to use one personal medication set of accessories.
- Do not leave pharmaceutical residual in the medicine cup and/or in the accessories at the end of the therapy.
- Cleaning and / or maintenance must be done only after turning off the device and unplugging power cord from the outlet.
- Do not pull the cable or appliance in order to remove the plug.
- This is a medical device for home use and should be used on medical prescription. Must be run as indicated in this user instructions. It's important that patients read and understand the information for use and maintenance of the unit. Contact your dealer for any questions.
- If the equipment's plug does not fit the socket, contact a qualified technician to substitute the plug. Do not use multiple sockets and/or extensions.
- Do not obstruct the air intake.
- The installation must be done according to the instructions and use declared by the manufacturer. Improper installation and / or improper use may cause damage to people, animals or things. The manufacturer can not be held responsible.
- Do not use the device while bathing and showering.
- Do not expose the device to the action of dust, heat (that could deform the housings), sunlight or other atmospheric agents that could compromise the safety of the device itself.
- Do not use the device nearby sources of potential interference (example: heat sources like fireplaces, electric or gas heaters; steam sources like boilers or kettles, electromagnetic radiation sources like microwave ovens, Wi-Fi devices).
- Keep away from pets that could contaminate the surface in contact with the patient or in general hinder the right performance of the therapy.
- The appliance generates compressed air. Side effects could come from the intolerance to the medicine used.



Electric devices must be disposed of in accordance with the locally applicable regulations, not with domestic waste.

KEEP THIS INSTRUCTION MANUAL DURING THE WHOLE SERVICE LIFE OF THE UNIT

UNIT ACCESSORIES



Mouthpiece



Adult mask



Pediatric mask



Medicine cup



Air tube



Spare air filters
(5 pcs)



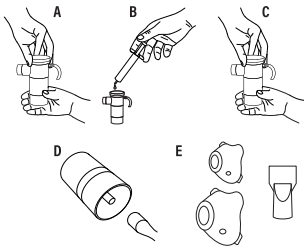
AC adapter

CARRYING OUT NEBULIZING THERAPY

The appliance is a medical device of class IIa, which converts medicine from the fluid form to vapour in order to inject it directly into the respiratory tracts. The appliance nebulizes medicines both in suspension and in solution. The therapeutic effect could be reduced with oily and/or pasty medicines. The appliance is NOT a nebulizer for essential oil. Don't preheat liquid and/or alcohol solutions. Medicine cup and all accessories have NOT been sterilized. Read "Unit maintenance" paragraph before use.

Operating the Unit

1. Put the device on a flat, stable surface.
2. Ensure that the rated voltage corresponds to the utility voltage supply.
3. Connect the device into the main socket.
4. Open the medicine cup unscrewing the two parts (figure A).
5. Fill the medicine cup with a pharmaceutical prescribed by your doctor (figure B). Note: The notches on the lower part of the medicine cup are only indicative.
6. Close the medicine cup screwing two parts back (figure C).
7. Connect one end of the air tube to the medication cup and the other end to the connector on the device (Figure D).
8. Install the needed accessory on the medicine cup: adult or pediatric mask, or mouthpiece (figure E).
9. Turn on the device moving the switch to ON position.
10. After the application, turn off the device and unplug. Before restarting the appliance make sure it has been cooled to room temperature.

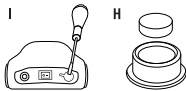


RECOMMENDATIONS FOR CARRYING OUT NEBULIZING THERAPY:

- Sit down in a comfortable and upright position.
- If a mask (adult or pediatric) is used, be sure that it securely adheres to the face. Mask has holes for the air flow during the expiration.
- Breathe easy and have a short pause at the end of each breath.
- Therapeutic application ends when the medicine comes out in a discontinuous mode (spluttering).
- When using the mouthpiece, do not tilt the medicine cup over 45°.

Changing the Air Filter

The filter should be replaced after 100 hours of use or when it turns grey. Spare air filter and its container are on the figure H. For filter replacing, carefully raise the lid using a flat screwdriver as shown in the picture I. Remove the filter and fit in a new filter. Install the filter holder in its housing, making sure that it is securely fixed. Use the filter supplied by the manufacture only.



UNIT MAINTENANCE

Cleaning the Unit

After each therapy remove the device from the socket and clean the device and the accessories. Attention: use only the accessories supplied with the product, other accessories can lead to ineffective therapy.

CLEANING OF THE MOUTHPIECE

Use drinking water to clean carefully these accessories. They can be sterilized by immersion in a chemical disinfectant (oxidizing electrolytic chloride), following disinfectant manufacturer's instructions and rinsed off with drinking water. Leave to dry naturally in a clean place.

CLEANING OF THE MEDICINE CUP

After use, open two parts, wash with soap and hot water and rinse it carefully. Remove excess of water with a soft, clean and dry cloth and leave to dry naturally in a clean place. To sterilize, cover the medication container with a cold sterilizing solution, following the instructions on the sterilizer pack. It is recommended to use one personal medicine cup for each patient, to be used for 6 months or 120 treatments. Do not use boiling water to clean it. Carefully wash masks and hoses with disinfectant solution only.

CONTAMINATION BY MICROBES

In case of pathologies of microbial or viral origin, where infection is possible, the device and its accessories should not be shared with other patients.

Troubleshooting

PROBLEM	FACTOR	SOLUTION
Too much noise	No filter in the unit	Put a filter in the unit
The nebulizer does not run	Compressor switch is off	Turn the unit on
	Nebulizer was not cleaned after its previous use	Clean the unit
	Air hose is bent	Remove any bends or kinks in the air hose
	The filter is clogged	Replace the filter
	No medication is left	Add the appropriate amount of medication prescribed by your physician to the cup
	The cap is not attached properly	Reattach the cap
Water drops have formed on the air hose	The medication was overfilled	Add appropriate amount of medication to cup, connect the air hose to the air compressor, and turn the unit on
	The nebulizer was washed but not dried	Open and close the nebulizer repeatedly with your finger until the drops disappear.

NOTE: If the device is not functioning correctly in spite of inspections effected, please, contact of distributor of trademark EVOLU® in your country.

TECHNICAL SPECIFICATIONS

Compressor nebulizer machine. Complies with the requirements of European Standard EN 13544-1. Rotating pressure piston, without lubrication. Medical device of class IIA according to Directive 93/42/EEC. Linear medicine cup.

MODEL JLN-S06A

ADAPTER INPUT 100 - 240 V ~ , 50 / 60 Hz, max 0.4 A

MAIN UNIT INPUT 12V

NOISE LEVEL ≤ 60 dB

MAX CAPACITY OF MEDICATION CUP 8 ml

PARTICLE SIZE 0.5 to 6 µm

MMAD 4.0 ± 20% µm

NEBULIZING RATE ≥ 0.24 ml/min

OPERATION MODE 30 minutes on, 30 minutes off

OPERATION TEMPERATURE, HUMIDITY AND

ATMOSPHERIC PRESSURE 10°C ~ 40°C, ≤ 85 % relative humidity 860 ~ 1060 hPa

TRANSPORT AND STORAGE TEMPERATURE HUMIDITY AND

ATMOSPHERIC PRESSURE -10°C ~ 40°C, ≤ 85 % relative humidity 860 ~ 1060 hPa

POLLUTION DEGREES Degrees 2

OVERVOLTAGE CATEGORY Category II

MAXIMUM OPERATIONAL ALTITUDE 2000 m

ACCESSORIES Compressor nebulizer machine, medication cup, adult mask, pediatric mask, mouthpiece, air tube, spare air filters (5 pcs), AC adapter

SIZE mm 160 (W) x 110 (H) x 62 (D)

















WEIGHT kg 0.275

* Subject to technical modification without prior notice.

This device has an expected service life of about 2.000 therapy cycles, based on an average therapy duration of 8 min. Electromedical devices require special care. During installation and use with respect to EMC requirements, it therefore

requires that they are installed and/or used according to the manufacturer's specification. There is a potential risk of electromagnetic interference with other devices, in particular with other devices for analysis and treatment. Radio and mobile telecommunications devices or portable RF (mobile phones or wireless connections) may interfere with the operation of electromedical device.

SYMBOL DESCRIPTION

SYMBOL	MEANING	SYMBOL	MEANING
	Manufacturer		Obligation to read instruction manual
	Authorized Representative in EU		BF applied part
	CE Mark		This product (including its related accessories) must be delivered at the end of its service life to an electronic waste disposal/recycling facility by the user or dealer.
	Manufacturing date		Protection against solid and liquid bodies penetration (protected against solid bodies over 12 mm; protected against access with a finger; protected against vertically falling water drops).
	Serial number		Direct current
	Alternating current		Do not use the appliance when taking a bath or shower
	Double insulation	ON	Device is ON
	General warning symbol	OFF	Device is OFF
	Keep dry		Temperature limitation

ELECTROMAGNETIC COMPATIBILITY INFORMATION

This unit conforms to EMC Standard IEC60601-1-2.

ELECTROMAGNETIC EMISSION - MANUFACTURE'S GUIDANCE AND DECLARATION		
The SUPER CAR is intended for use in the electromagnetic environment specified below. The user of the SUPER CAR should make sure that it is used in such environment.		
EMISSION TEST	COMPLIANCE	ELECTROMAGNETIC ENVIRONMENT GUIDANCE
RF emissions CISPR 11	Group 1	The SUPER CAR uses RF energy only for its internal function. Therefore, its RF emissions are very low and are not likely to cause any interference in nearby electronic equipment.

RF emission CISPR 11	Class B	The SUPER CAR is suitable for use inside any premises, including at home, and those directly connected to the public low-voltage power network that supplies buildings used for domestic purposes.
Harmonic emissions IEC 61000-3-2	Class A	
Voltage fluctuations/ flicker emissions IEC 61000-3-3	Complies	



WARRANTY CARD

Type of product _____

Serial No. _____

Name of customer _____

Date of purchase _____

Contact number _____

Address _____

Sale company _____

Contact number _____

Address of sales company _____

WARRANTY

The guarantee of this device is valid for 2 years from the date of purchase. The warranty does not cover consumable materials, and those parts subject to normal wear and tear. The warranty is only valid upon presentation of the warranty card with purchase date and stamp of trade organization and receipt.

Should the unit be damaged due to user misuse or negligence, the manufacturer or authorized dealers shall not be responsible for any loss or damage to the unit.

All assembly, extension, adjustment or repair of this unit must be performed only by the authorized service center of EVOLU® distributor in your country.

For repairs or spare parts purchase, please, contact of EVOLU® distributor in your country.

EVOLU is a registered Trade Mark of FORANS International AG, Switzerland 



Shenzhen Homed Medical Device Co., Ltd
3rd Floor, Block 1, Longquan Industrial Zone, Huarong Road, Dalang
Street, Longhua New District, Shenzhen 518109, P.R. China



Shanghai International Holding Corp. GmbH (Europe)
Eiffestrasse 80, 20537 Hamburg, Germany

(GB) Distributor / (DE) Vertriebshändler / (RU) Распространитель (GE) გამავრცელებელი:

FORANS SIA, "Piepilsētas", Krustkalni, Ķekavas nov., LV-2111, Latvija, tel.: +371 67462367

(MD/RO) Reprezentanta din Letonia a SRL „FORANS”, Rep. Moldova, mun. Chisinau, str. Vasile
Alecsandri 143, tel.: +373 68 740 400

Pentru toate întrebările apărute cu privirea la garanție a produselor EVOLU, puteți contacta

Service centru "MEDTEH-EXPERT", tel.: +373 22922776,

Adresa: Rep. Moldova, mun. Chișinău, str. Bulgara 47 (policlinica IONEL.S.A.)