



Contents

INSPIRATION

Find your Contractor/Dealer 4-5

Paver and Retaining Wall Galleries 6-17

PAVERS

Lexington* 20-21

Ozark* Demi.....22-23

Ozark* Supra..... 24-25

Manhattan* Demi26-27

Manhattan* Supra 28-29

Newport* 30-31

CityStone™ XL32-33

Plymouth* 34-35

Jamestown*36-37

Luna™ 38-39

WALLS

Edington Wall Stone* 42-43

Lenza Wall44-45

Versa-Lok* 46-47

BULLNOSE PAVERS | FIRE PITS

Bullnose Pavers..... 50-51

Edington® Fire Pit.....52-53

Lenza Fire Pit..... 54-55

SAND | SEALERS

Dura Denz Sand and Sealers.....56-57

BERLIN GARDENS STRUCTURES

Gazebos, Pavilions and Pergolas..... 58-59

For warranty information,
please visit our website oberfields.com



THE DURA DENZ® DIFFERENCE

Dura Denz® is exclusive to Oberfields and represents a dramatic break-through in concrete casting technology. Our Americana Collection line of premium pavers are infused with Dura Denz. A specially formulated dense top layer that creates a smooth, extra-hard surface that resists chipping, scratching and fading. The result is products that are not only beautiful, but extremely durable.

Standard concrete pavers are coarse, with visible aggregate on surface. They are manufactured to exceed all ASTM standards for quality and strength.



Dura Denz provides an exceptional paver, color infused throughout, has a colorfast top layer and resilient to deterioration. ASTM compliant.

Why Choose Oberfields?

AMERICAN-MADE WORLD-CLASS MANUFACTURING

Oberfields is proud to be American-Owned and Made. We manufacture our hardscape products in a state-of-the-art manufacturing facility in Central Ohio.



EXPANSIVE NETWORK

You can find our products throughout the Midwest and down the East Coast. We have a valued distributor network who are knowledgeable about our products and have our products on display. We take great pride in providing in-depth regional training programs for contractors to become Authorized Oberfields Contractors. To connect with a distributor or authorized contractor in your area, please visit oberfields.com



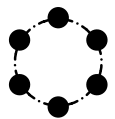
EXPERIENCED PROFESSIONAL ADVICE

We are more than your supplier, we are your partner. We recognize the importance of sales support and inventory. We have a phenomenal team that's trained to be your resource. Our knowledgeable staff provides expertise from site design and installation techniques, to delivery.



ONE-SOURCE ORDERING

Pavers, retaining walls, structures, sealers and cleaners - we've got you covered with one call.





Find your authorized contractor & dealer today

Our goal is to provide you with quality paver & wall products for your project. We understand that it's a large investment. If you need help with finding the right contractor for your project, we can help. Our goal is to recommend qualified, knowledgeable, certified hardscape contractors. The hardscape contractors found on our Oberfields Authorized Contractor list have shown a proven knowledge on the basics of paver and retaining wall construction and installation. Each company listed has at least one individual on staff that has attended our training course and passed our Authorization Exam.

While we try our best to recommend qualified contractors for your project, Oberfields does not guarantee the workmanship of the installer. Please ask your selected contractor for references and about any warranty or guarantees they might provide on workmanship.



Simply scan the code
to connect with a
contractor in your area

FOLLOW THESE STEPS TO SELECT THE IDEAL CONTRACTOR TO BRING YOUR PROJECT TO LIFE.

STEP ONE

It's always a good idea to interview several contractors and find the best match for your project and personality. Make sure you have a good rapport with the person and communicate your wants and needs.

STEP TWO

Once you decide on the work you want to complete, confirm that the contractor has experience by asking for photos, references, or examples of other projects they have completed to make sure you feel confident with their quality of work. **Make sure to ask if they are an Oberfields Authorized Contractor.**

STEP THREE

Once you award the project to a specific contractor, obtain a written contract of the work to be performed. Make sure you understand the scope of your project and if changes could result in additional costs.

STEP FOUR

Once your project is complete, we would love to see the finished product! Photos can be submitted to **photos@oberfields.com**. Photos may be used in social media or future catalog publications.

Utilize our network
of authorized
contractors and
dealers to build
your happy place

We have a valued distributor network throughout the Midwest who are knowledgeable about our products and have our products on display. We take great pride in providing in-depth regional training programs for contractors to become Authorized Oberfields Contractors.

Learn more at [Oberfields.com](https://www.oberfields.com)



WHY CHOOSE OBERFIELDS?



AMERICAN OWNED AND MADE

Choosing Oberfields is an investment in quality, durability and reliability. All Oberfields products are proudly manufactured in the USA, meaning they adhere to rigorous production standards and are made with premium materials that ensure long-lasting performance. For those who value local production and dependable quality, Oberfields is a clear choice.



UNRIVALED QUALITY

Oberfields offers expert guidance at every step of the project. With years of experience in the industry, the company has cultivated a team of specialists who are not only knowledgeable but also deeply committed to helping clients achieve their design and installation goals. Oberfields' experts provide advice and tailored solutions, ensuring every project meets the highest standards of design and functionality.



EXPERIENCED PROFESSIONAL ADVICE

Oberfields is synonymous with quality. Our products are designed to withstand the elements and heavy use, from pavers and retaining walls to outdoor living accessories. Each product undergoes stringent testing for strength and durability, ensuring that your investment will remain beautiful and functional for years to come.

Ozark® Supra | Driftwood
Jamestown® | Charcoal





CityStone™ 12x24 | Frost Blend
Jamestown® | Charcoal & Cream




Ozark® Demi | Storm Blend




Newport® | Driftwood Blend




Lexington® | Earth Blend | Sealed




Ozark® Demi | Canyon Creek Blend



Ozark® Supra | Driftwood Blend



Ozark® Demi | Granite Blend





Manhattan® Supra | Storm Blend



Jamestown® | Cream & Charcoal




Ozark® Supra | Flagstone Blend

Ozark® Supra | Driftwood Blend
Plymouth® | Dark Chocolate





CityStone™ 24x24 | Driftwood Blend
Manhattan® Supra | Flagstone Blend



Ozark® Demi | Canyon Creek | Sealed
Plymouth® | Charcoal




Manhattan® Supra | Storm Blend
Plymouth® | Cream





Lenza Wall | Driftwood Blend




Versa-Lok® | Granite Blend



Tumbled Edington® | Canyon Creek Blend

Versa-Lok® | Storm Blend






Non-Tumbled Edington® | Earth Blend
Versa-Lok® | Earth Blend



Tumbled Edington® | Driftwood Blend



Versa-Lok® | Granite Blend

Ozark® Demi | Flagstone Blend
Plymouth | Cream

PAVERS

LEXINGTON®
OZARK® DEMI
OZARK® SUPRA
MANHATTAN® DEMI
MANHATTAN® SUPRA
NEWPORT®
CITYSTONE™ XL
PLYMOUTH®
JAMESTOWN®
LUNA™



LEXINGTON®



NEWPORT®



OZARK® DEMI



CITYSTONE™ XL



OZARK® SUPRA




PLYMOUTH®



MANHATTAN® DEMI



JAMESTOWN®



MANHATTAN® SUPRA



LUNA™

Lexington® | Storm Blend



Lexington[®]



Packaged Together New Combo Mold (Muster K Pattern)



Lexington 14

5 1/2" x 5 1/2" x 2 3/8"

Lexington 21

5 1/2" x 8 1/4" x 2 3/8"

Lexington 21 Sold Separately
(in Charcoal, Driftwood and Storm Only)



Due to variations in printing, color selections should always be chosen from actual product samples. Oberfields pavers require a buffer between the plate compactor and the paver surface to prevent scuffing.



Canyon Creek Blend



Charcoal
(Lexington 21 only)



Driftwood Blend



Earth Blend



Flagstone Blend




Granite Blend




Storm Blend


INSTALLATION PATTERNS



Muster K
Recs & Squares



Herringbone
Lexington 14: 28%
Lexington 21: 72%



Running Bond
Recs & Squares


APPLICATIONS

Pedestrian traffic, residential driveways, patios, borders and swimming pool decks. Vehicular-Rated.

PACKAGING INFO

PRODUCT	UNITS PER LAYER	LAYERS PER CUBE	SQ. FT. PER LAYER	UNITS PER CUBE	WEIGHT PER CUBE	TOTAL SQ. FT. PER CUBE
Lexington® Combo Pallet	36 - Total 24 - 21's 12 - 14's	10 72% - 21's 28% - 14's	10.2	360 - Total 240 - 21's 120 - 14's	2934	102
Lexington® 21	42	8	13.25	336	3074 lbs	106

Ozark® Demi | Canyon Creek Blend
Ozark® Demi | Granite Blend



Ozark® Demi



Packaged Together



Small Rectangle
4" x 8" x 2 3/8"

Square
8" x 8" x 2 3/8"

Large Rectangle
8" x 12" x 2 3/8"



Due to variations in printing, color selections should always be chosen from actual product samples. Oberfields pavers require a buffer between the plate compactor and the paver surface to prevent scuffing.



Canyon Creek Blend

Driftwood Blend

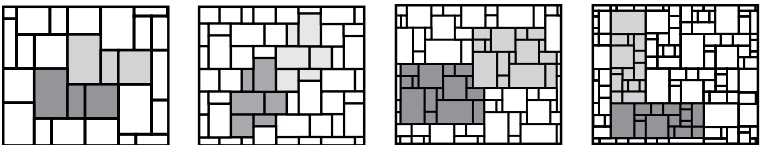
Earth Blend

Flagstone Blend

Granite Blend

Storm Blend

INSTALLATION PATTERNS



Demi or Supra
Pattern 1

Demi or Supra
Pattern 2

Demi/Supra
Pattern 1
Demi (30%),
Supra (70%)

Demi/Supra
Pattern 2
Demi (50%),
Supra (50%)


APPLICATIONS

Pedestrian traffic, residential driveways, patios, borders and swimming pool decks. Vehicular-Rated.

PACKAGING INFO

PRODUCT	UNITS PER LAYER	LAYERS PER CUBE	SQ. FT. PER LAYER	UNITS PER CUBE	WEIGHT PER CUBE	TOTAL SQ. FT. PER CUBE
Ozark® Demi Small Rectangle	8	10	10.3	80	2884 lbs	103
Ozark® Demi Square	8	10	10.3	80		
Ozark® Demi Large Rectangle	8	10	10.3	80		

Ozark® Supra | Storm Blend



Ozark® Supra



Due to variations in printing, color selections should always be chosen from actual product samples. Oberfields pavers require a buffer between the plate compactor and the paver surface to prevent scuffing.

Packaged Together



Small Rectangle
8" x 16" x 2 ³/₈"

Square
16" x 16" x 2 ³/₈"

Large Rectangle
16" x 24" x 2 ³/₈"



Driftwood Blend



Earth Blend



Flagstone Blend

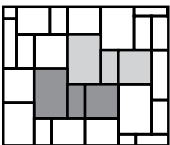


Granite Blend

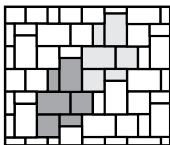


Storm Blend

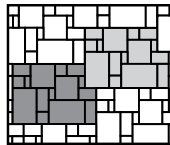
INSTALLATION PATTERNS



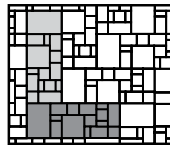
Demi or Supra
Pattern 1



Demi or Supra
Pattern 2



Demi/Supra
Pattern 1
Demi (30%), Supra (70%)



Demi/Supra
Pattern 2
Demi (50%), Supra (50%)

APPLICATIONS

Pedestrian traffic, patios, swimming pool decks and sidewalks.

PACKAGING INFO

PRODUCT	UNITS PER LAYER	LAYERS PER CUBE	SQ. FT. PER LAYER	UNITS PER CUBE	WEIGHT PER CUBE	TOTAL SQ. FT. PER CUBE
Ozark® Supra Small Rectangle	2	10	10.3	20	2884 lbs	103
Ozark® Supra Square	2	10	10.3	20		
Ozark® Supra Large Rectangle	2	10	10.3	20		

Manhattan® Demi | Driftwood Blend



Manhattan® Demi



Due to variations in printing, color selections should always be chosen from actual product samples. Oberfields pavers require a buffer between the plate compactor and the paver surface to prevent scuffing.

Packaged Together



Small Rectangle
4" x 8" x 2³/₈"

Square
8" x 8" x 2³/₈"

Large Rectangle
8" x 12" x 2³/₈"



Driftwood Blend

Earth Blend

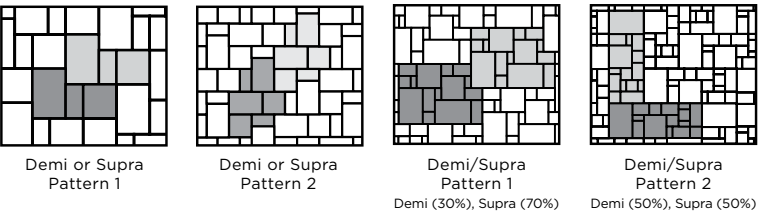
Flagstone Blend

Frost Blend

Granite Blend

Storm Blend

INSTALLATION PATTERNS



PACKAGING INFO

PRODUCT	UNITS PER LAYER	LAYERS PER CUBE	SQ. FT. PER LAYER	UNITS PER CUBE	WEIGHT PER CUBE	TOTAL SQ. FT. PER CUBE
Manhattan® Demi Small Rectangle	8	10	10.3	80	2884 lbs	103
Manhattan® Demi Square	8	10	10.3	80		
Manhattan® Demi Large Rectangle	8	10	10.3	80		

APPLICATIONS

Pedestrian traffic, residential driveways, patios, borders and swimming pool decks. Vehicular-Rated.

Manhattan® Supra | Frost Blend



Manhattan® Supra



Due to variations in printing, color selections should always be chosen from actual product samples. Oberfields pavers require a buffer between the plate compactor and the paver surface to prevent scuffing.

Packaged Together



Small Rectangle
8" x 16" x 2 ³/₈"

Square
16" x 16" x 2 ³/₈"

Large Rectangle
16" x 24" x 2 ³/₈"



Driftwood Blend

Earth Blend

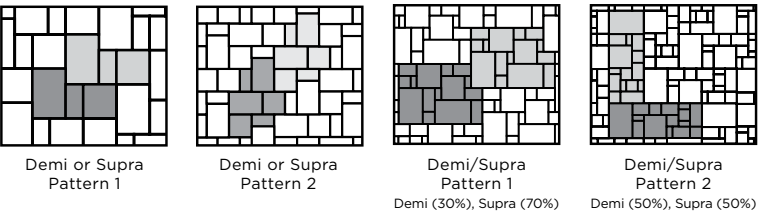
Flagstone Blend

Frost Blend

Granite Blend

Storm Blend

INSTALLATION PATTERNS



APPLICATIONS

Pedestrian traffic, patios, swimming pool decks and sidewalks.

PACKAGING INFO

PRODUCT	UNITS PER LAYER	LAYERS PER CUBE	SQ. FT. PER LAYER	UNITS PER CUBE	WEIGHT PER CUBE	TOTAL SQ. FT. PER CUBE
Manhattan® Supra Small Rectangle	2	10	10.3	20	2884 lbs	103
Manhattan® Supra Square	2	10	10.3	20		
Manhattan® Supra Large Rectangle	2	10	10.3	20		

Newport® | Granite Blend



Newport[®]



Due to variations in printing, color selections should always be chosen from actual product samples. Oberfields pavers require a buffer between the plate compactor and the paver surface to prevent scuffing.

Packaged Together



Small Rectangle
11 ³/₄" x 17 ³/₄" x 2 ³/₈"

Square
11 ³/₄" x 11 ³/₄" x 2 ³/₈"

Large Rectangle
11 ³/₄" x 23 ⁵/₈" x 2 ³/₈"



Driftwood Blend

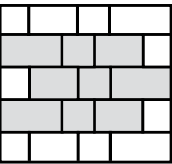


Granite Blend

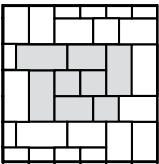


Storm Blend

INSTALLATION PATTERNS



Random
Running Bond



Pattern B

APPLICATIONS

Pedestrian traffic, patios, swimming pool decks and sidewalks.

PACKAGING INFO

PRODUCT	UNITS PER LAYER	LAYERS PER CUBE	SQ. FT. PER LAYER	UNITS PER CUBE	WEIGHT PER CUBE	TOTAL SQ. FT. PER CUBE
Newport [®] Small Rectangle	2	9	11.6	18	3020 lbs	104
Newport [®] Square	3	9	11.6	27	3020 lbs	104
Newport [®] Large Rectangle	3	9	11.6	27	3020 lbs	104

CityStone™ 12x24 | Frost Blend



CityStone™ XL



Due to variations in printing, color selections should always be chosen from actual product samples. Oberfields pavers require a buffer between the plate compactor and the paver surface to prevent scuffing.



CityStone™
3" x 12" x 2 1/2"



CityStone™
12" x 24" x 2 1/2"



CityStone™
24" x 24" x 2 1/2"

CityStone™ 3x12



Charcoal



Cream



Dark Chocolate



Khaki



Silver Mist

CityStone™ 12x24 & 24x24



Driftwood Blend



Frost Blend

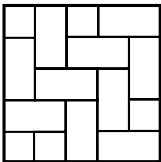


Silver Mist




Storm Blend

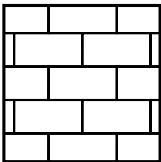
INSTALLATION PATTERNS



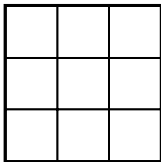
90° Herringbone
12x24



45° Herringbone
12x24



Running Bond
12x24, 24x24



Stack Bond
24x24


APPLICATIONS

Perfect for sidewalks, outlying entertaining spaces, or creating courtyards.

PACKAGING INFO

PRODUCT	LAYERS PER CUBE	UNITS PER CUBE	WEIGHT PER CUBE	TOTAL SQ. FT. PER CUBE
CityStone™ 3x12	10	440	2860	110
CityStone™ 12x24	10	60	3255	120
CityStone™ 24x24	10	20	2240	80

Plymouth® | Charcoal & Cream



Plymouth®



Due to variations in printing, color selections should always be chosen from actual product samples. Oberfields pavers require a buffer between the plate compactor and the paver surface to prevent scuffing.



Plymouth
4" x 8" x 2 ³/₈"

Plymouth
4" x 8" x 3 ¹/₈"
(Special Order Product)



Charcoal



Cream



Dark Chocolate

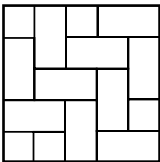


Khaki

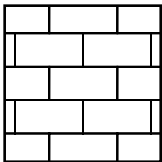


Silver Mist


INSTALLATION PATTERNS




90° Herringbone



Running Bond



45° Herringbone



Basketweave

APPLICATIONS

Pedestrian traffic, residential driveways, patios, borders and swimming pool decks. Vehicular-Rated.

PACKAGING INFO

PRODUCT	UNITS PER LAYER	LAYERS PER CUBE	SQ. FT. PER LAYER	UNITS PER CUBE	WEIGHT PER CUBE	TOTAL SQ. FT. PER CUBE
Plymouth®	54	9	11.4	486	2999 lbs	103



Jamestown[®]



Due to variations in printing, color selections should always be chosen from actual product samples. Oberfields pavers require a buffer between the plate compactor and the paver surface to prevent scuffing.



Jamestown
2 ⁵/₈" x 7 ⁷/₈" x 2 ³/₈"



Charcoal

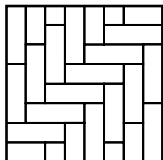


Cream




Silver Mist


INSTALLATION PATTERNS



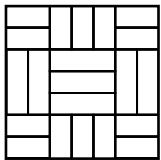
90° Herringbone



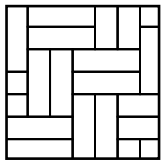
Running Bond



45° Herringbone



Pattern A



Pattern B


APPLICATIONS

Pedestrian traffic, patios, borders and swimming pool decks.

PACKAGING INFO

PRODUCT	UNITS PER LAYER	LAYERS PER CUBE	SQ. FT. PER LAYER	UNITS PER CUBE	WEIGHT PER CUBE	TOTAL SQ. FT. PER CUBE
Jamestown [®]	78	5	11	390	1583 lbs	55

Luna™ | Charcoal & Frost



LunaTM



Due to variations in printing, color selections should always be chosen from actual product samples. Oberfields pavers require a buffer between the plate compactor and the paver surface to prevent scuffing.



Luna
4 1/3" x 6" x 2 1/2"



Charcoal



Frost

APPLICATIONS

Pedestrian traffic, residential driveways, patios, borders and swimming pool decks. Vehicular-Rated.

PACKAGING INFO

PRODUCT	UNITS PER LAYER	LAYERS PER CUBE	SQ. FT. PER LAYER	UNITS PER CUBE	WEIGHT PER CUBE	TOTAL SQ. FT. PER CUBE
Luna TM	64	10	11.6	640	2872 lbs	116

Versa-Lok® | Flagstone Blend

WALLS

EDINGTON WALL STONE®
LENZA WALL
VERSA-LOK®



EDINGTON WALL STONE®



LENZA WALL



VERSA-LOK®

Non-Tumbled Edington Wall Stone® | Storm Blend



Edington Wall Stone®



Due to variations in printing, color selections should always be chosen from actual product samples.



Edington Wall Stone®
12" x 8" x 4"

Edington Wall Stone® Wedge
12" x 8" x 4"

Non-Tumbled Edington Wall Stone®
12" x 8" x 4"

Non-Tumbled Edington Wall Stone® Wedge
12" x 8" x 4"



Canyon Creek Blend



Charcoal



Driftwood Blend



Earth Blend

Tumbled



Canyon Creek Blend



Charcoal



Driftwood Blend



Earth Blend

Non-Tumbled



Flagstone Blend



Granite Blend



Silver Mist



Storm Blend



Flagstone Blend



Granite Blend



Silver Mist



Storm Blend


APPLICATIONS

Garden walls, freestanding walls, columns and edging with a 3' height maximum.

PACKAGING INFO

PRODUCT	WEIGHT PER SQ. FT.	UNITS PER SQ. FT.	UNITS PER BAND	UNITS PER CUBE	WEIGHT PER CUBE	SQ. FT. PER UNIT	SQ. FT. PER BAND	TOTAL SQ. FT. PER CUBE
Edington Wall Stone®	90	3.00	N/A	100	2900	0.333	N/A	33
Edington Wall Stone® Wedge	75	3.00	N/A	90	2160	0.333	N/A	30
Non-Tumbled Edington Wall Stone®	90	3.00	N/A	99	2970	0.333	N/A	33
Non-Tumbled Edington Wall Stone® Wedge	75	3.00	N/A	90	2250	0.333	N/A	30

Lenza Wall | Driftwood Blend



Lenza Wall



Wall Block
18 "x 9 "x 5 "




Wall Cap
18.5 "x 10 "x 2.5 "



Alignment Pins

Due to variations in printing, color selections should always be chosen from actual product samples.



Charcoal



Driftwood Blend



Granite Blend



Storm Blend

APPLICATIONS


Garden walls, freestanding walls, columns and edging with a 3' height maximum, when using adhesive.

True retaining wall when using the pin system.

PACKAGING INFO

PRODUCT	WEIGHT PER SQ. FT.	UNITS PER SQ. FT.	UNITS PER BAND	UNITS PER CUBE	WEIGHT PER CUBE	SQ. FT. PER UNIT	SQ. FT. PER BAND	TOTAL SQ. FT. PER CUBE
Lenza Wall	86	1.60	10	50	2970	0.62	6.20	32.99
Lenza Cap	11.52	3.13	8	64	2304	0.32	2.56	20.48

Versa-Lok® | Canyon Creek Blend



Versa-Lok®



Due to variations in printing, color selections should always be chosen from actual product samples.



Standard
16" (face) x 14" (rear) x 12" D x 6" H



Smooth Top
16" (face) x 14" (rear) x 12" D x 6" H



Rectangular Cap
16" (face) x 11⁵/₈" D x 3⁵/₈" H



Solid Corner
7⁷/₈" (face) x 12" D x 6" H



Full Return Corner
16" (face) x 7⁷/₈" D x 6" H



Charcoal
Rectangular Cap Only

***Weathered Versa-Lok® available.**
Special Order Product.
1 Pallet Minimum.

APPLICATIONS

Residential or commercial engineered retaining wall applications.



Canyon Creek Blend



Chestnut Blend



Desert Sand



Earth Blend



Flagstone Blend



Granite Blend



Storm Blend

PACKAGING INFO

PRODUCT	WEIGHT FACE FT.	UNITS FACE FT.	UNITS PER CUBE	WEIGHT PER CUBE	SQ. FT. PER UNIT	SQ. FT. PER BAND	TOTAL SQ. FT. PER CUBE
Non-Weathered Versa-Lok® Standard	123	1.50	32	2624	0.667	N/A	21.33
Non-Weathered Versa-Lok® Smooth Top Standard	123	1.50	32	2624	0.667	N/A	21.33
Non-Weathered Rectangular Retaining Wall Cap	51	N/A	48	2448	N/A	N/A	N/A
Non-Weathered Versa-Lok® Solid Corner	41	3.00	64	2624	N/A	N/A	N/A
Non-Weathered Versa-Lok® Full Return Corner	48	N/A	48	2304	N/A	N/A	N/A

Double Bullnose | Cream

BULLNOSE PAVERS | FIRE PIT

BULLNOSE PAVERS
EDINGTON® FIRE PIT
LENZA FIRE PIT




BULLNOSE PAVERS



EDINGTON® FIRE PIT



LENZA FIRE PIT



Single Bullnose | Cream
Double Bullnose | Charcoal

Bullnose Pavers



Due to variations in printing, color selections should always be chosen from actual product samples.



Single Bullnose
6" x 12" x 2 ³/₈"



Double Bullnose
6" x 12" x 2 ³/₄"



Charcoal



Cream



Dark Chocolate



Khaki



Silver Mist

APPLICATIONS

Steps, wall caps and coping applications.

PACKAGING INFO

PRODUCT	WEIGHT PER SQ. FT.	UNITS PER SQ. FT.	UNITS PER LAYER	UNITS PER CUBE	WEIGHT PER CUBE	SQ. FT. PER UNIT	TOTAL SQ. FT. PER CUBE
Single Bullnose Paver	28.0	2.00	N/A	168	2352	N/A	84
Double Bullnose Paver	30.0	2.00	N/A	144	2160	N/A	72

Tumbled Edington® Fire Pit | Granite Blend



Edington® Fire Pit



DIMENSIONS

- 12" H x 48" Diameter
- 32" Inside Diameter
- Weight - 1083 lbs (1 pallet)

COMPONENTS

- 39 Edington Wall Stone Wedge Units
- 3 - 10 oz. Tubes of Paver Bond
- Steel Ring

Components Sold Separately

Due to variations in printing, color selections should always be chosen from actual product samples.

AVAILABLE COLORS

				Tumbled					Non-Tumbled
Canyon Creek Blend	Charcoal	Driftwood Blend	Earth Blend		Canyon Creek Blend	Charcoal	Driftwood Blend	Earth Blend	
									
Flagstone Blend	Granite Blend	Silver Mist	Storm Blend		Flagstone Blend	Granite Blend	Silver Mist	Storm Blend	

MORE ABOUT THE FIRE PIT

Build a fire pit in no time with our Edington Fire Pit. Place base units on 4-6" of prepared compacted base and adhere units as you construct. Great for small fires, roasting marshmallows and hot dogs.

APPLICATIONS

Outdoor fire pits

Lenza Fire Pit | Charcoal





Due to variations in printing, color selections should always be chosen from actual product samples.

Lenza Fire Pit


DIMENSIONS

72" L x 54" W x 17 3/8" H
Weight - 2480 lbs. (1 pallet)

COMPONENTS

- 36 Lenza Wall Units
 - 40 Bullnose Caps
 - 5-10 oz. Tubes of Adhesive
- Does Not Include A Steel Liner

AVAILABLE COLORS



Charcoal



Driftwood Blend



Granite Blend



Storm Blend

MORE ABOUT THE FIRE PIT

The Lenza Fire Pit features modern, smooth dimensions to create a linear fire pit.

APPLICATIONS

Outdoor fire pits



Dura Denz penetrating sealers are offered in both water based and solvent based formulas. Each formula offers two finishes—a wet look and a matte look. Either finish adds enhancement and protection for years, with minimal maintenance.

SOLVENT BASED

- WET LOOK
- MATTE LOOK

WATER BASED

- WET LOOK
- MATTE LOOK



Dura-Denz Polymeric Sand

Dura Denz Polymeric Sand is a joint stabilization sand that offers long lasting durability and superior strength when it comes to your pavement joints. Formulated with a blend of native sands and polymer binders; that once activated, allows the joints to expand and contract with the elements – such as freeze/thaw cycles. Dura Denz Poly Sand prevents sand erosion from pavement joints caused by rain and other water run-off, deters weed growth and insect infestation, and reduces overall pavement maintenance. You can be assured that Dura Denz Polymeric Sand will not discolor the surface or leave behind a haze, when installed correctly. Designed and tested in conjunction with the Americana Collection pavers; the Dura Denz Polymeric Sand, as well as Dura Denz Sealers, promotes a system sell of pavers; built to our specifications, delivering both on quality and consistency.

Best Practices

We adhere to ICPI System Practices

- After excavation, install geosynthetic fabric
- Install sub-base material (open graded 3/4" clean or dense 3/4" down to fines)
- Install bedding layer (clean limestone chip or dense concrete sand)
- Install Americana Collection paver
- Sweep in Dura Denz Polymeric Sand
- Clean patio in preparation of sealer
- Seal patio with Dura Denz All-In-One Sealer

All-In-One Sealers


How many reasons do you need?

Our new Dura Denz All-In-One penetrating sealers enhance color and texture, stabilizes joint sand, and protect against mold, moss and algae. Formulated to resist UV rays, Dura Denz Sealers help to retain the pavers original color while also repelling water and stains. It can be applied immediately after installation on a clean, dry installation and is rain safe in 90 minutes.

Dura Denz Sealers are formulated to give maximum coverage for years. Although formulated in conjunction with the Americana Collection pavers, Dura-Denz Sealers may also be applied to any type of concrete paver, clay paver, flat and stamped concrete, and masonry surfaces such as concrete walls, exposed aggregate and retaining walls. When sealing, it is always best to test in an inconspicuous location prior to full application.



Granite



Tan

Dura Denz Polymeric Sand is recommended for joints up to 3/4" (max). For best performance, install with a minimum depth of 1.5"

Available in two color options: Granite and Tan. Customers can expect our Granite to be richer and deeper in color than its counterparts in the market. This was done purposefully, to best compliment our rich gray tones within our pavers.

1 bag = approximately 100 square feet, depending on paver style.

Make sure you ask your contractor about this very important last step to a professional grade finish. By committing to an easy maintenance plan, you can keep stains from penetrating your hardscape surface and make a world of difference to the look and longevity of your paver project!

Cascade Wood Pavilion



BERLIN GARDENS STRUCTURES

Gazebos, Pergolas and Pavilions



Vineyard Wood Pergola



Breckenridge Wood Pavilion



Wellington Composite Pavilion



Breckenridge Wood Pavilion Interior



Ohio Installations Only



[oberfields.com](https://www.oberfields.com)

FOLLOW US



SALES & MANUFACTURING

Hardscape
4033 Alum Creek Drive
Obetz, Ohio 43207
614-252-0955