

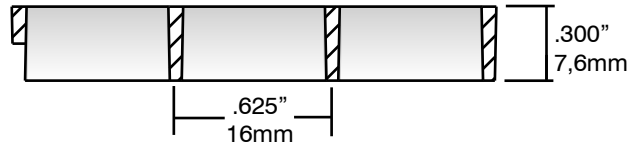
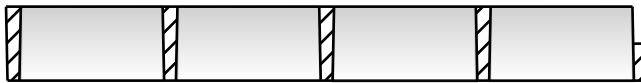


Thincell Economy Eggcrate (TC)

Plastic Cube Louvers

Nominal: $\frac{5}{8}$ " x $\frac{5}{8}$ " x $\frac{3}{8}$ "

16 x 16 x 7.6 mm

SLP's Thincell™ TC is an injection molded cube louver that offers unequalled efficiency, economy and dimensional versatility. Standard finishes include opaque white, black and chrome. TC is molded in both 2' x 4' and metric panel sizes. The nominal $\frac{3}{8}$ " (7.6 mm) thickness offers an important freight advantage when cube and container capacity is an issue. All molded sizes include a half lap perimeter detail that facilitates continuous row applications with an unbroken appearance.



Styrene

Style	2 x 4 $23\frac{5}{8}$ " x $47\frac{5}{8}$ " 600 x 1210 mm 15 PCS/CTN, 34 lbs/15.5 kg	2 x 2 $23\frac{5}{8}$ " x $23\frac{5}{8}$ " 600 x 603 mm 30 PCS/CTN, 34 lbs/15.5 kg	1 x 4 $11\frac{3}{4}$ " x $47\frac{5}{8}$ " 295 x 1210 mm 30 PCS/CTN, 34 lbs/15.5 kg
White	TC-24	TC-22	TC-14
Chrome	TC-24-CH	TC-22-CH	TC-14-CH
Black	TC-24-B	TC-22-B	TC-14-B

Acrylic

Style	2 x 4 $23\frac{5}{8}$ " x $47\frac{5}{8}$ " 600 x 1210 mm 15 PCS/CTN, 34 lbs/15.5 kg	2 x 2 $23\frac{5}{8}$ " x $23\frac{5}{8}$ " 600 x 603 mm 30 PCS/CTN, 34 lbs/15.5 kg	1 x 4 $11\frac{3}{4}$ " x $47\frac{5}{8}$ " 295 x 1210 mm 30 PCS/CTN, 34 lbs/15.5 kg
White	TC-A-24	TC-A-22	TC-A-14

Product offering and specifications subject to change without notice