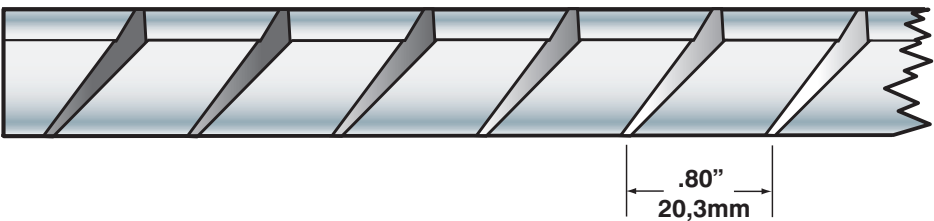
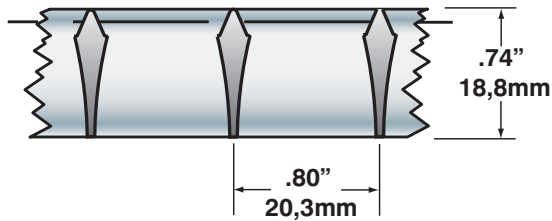
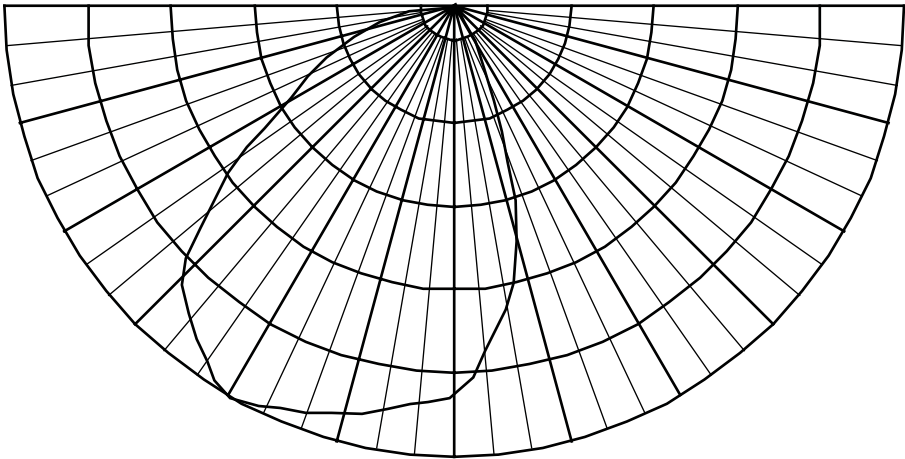



Directional Parabolic Low Glare Louver

3/4" x 3/4" x 3/4" 20 x 20 x 19 mm

Angleflex is the most sophisticated injection molded directional louver available. The louver is designed for those special applications that require highly restricted distribution in one direction, the majority of distribution in the opposite direction and 45° cutoff in the perpendicular plane. By combining angled and parabolic blades, Angleflex can provide the highest levels of efficiency and lighting control. The panel has been specifically designed to adapt to the dimensional requirements of the world's major ceiling modules.



Angleflex (Ceiling Style) Ordering Guide

	2 x 4 24 ⁷ / ₁₆ " x 47 ³ / ₄ " 620 x 1213 mm 5 PCS/CTN, 62 lbs/24 kg	2 x 2 24 ⁷ / ₁₆ " x 23 ³ / ₄ " 620 x 606 mm 10 PCS/CTN, 52 lbs/24 kg	1 x 4 11 ³ / ₄ " x 47 ¹ / ₁₆ " 298 x 1213 mm 20 PCS/CTN, 52 lbs/20 kg
Style (Styrene)			
Silver	AF-24-P	AF-22-P	AF-14-P

Product offering and specifications subject to change without notice