











Ford Truck (Diesel)

Call 1-800-530-5624 for assistance with your application



Truck	Engine Displacement		Belt	Pump		Hose Set		Dash	HydraSTX	Adapter	
Year	Cubic Inches	Liters	Type	Mounting Kit	Pump	Extended/Crew Cab	Level-Lok	Bracket	Dash Match	Plug	
83-86	6.9		V	FMK614-2	RP6-11	HS122 or HS146	FLL-3	HX-01	N/A	PL-U	
87-91	6.9,7.3		V	FMK614-2	RP6-11	HS122 or HS146	FLL-3	VF-01	N/A	PL-U	
92	7.3		V	FMK614-2	RP6-11	HS122 or HS146	FLL-3	HF-01	N/A	PL-U	
Built prior to 3/1/92: Has V-Belt Accessory Drive											
92-94	7.3		S	FMK644-2	RP6-11	HS146 or HS160	FLL-3	HF-01	N/A	PL-U	
Built prior to 3/1/92: Has Serpentine Belt Accessory Drive											
94-97	7.3T DIT		S	FMK654-2	RP6-11	HS146 or HS160	FLL-3	HF-01	N/A	PL-U	
99-03	7.3T DIT		S	FMK664-2	RP6-11-45	HS122 or HS160	FLL-4	HF-02	DB-F1-STX	PL-U	
2003-2007	6.0		S	FMK684-8	RP6-11-8	HS160 or HS180	FLL-4	HF-02	DB-F1-STX	PL-U	
Without Dual Alternator											
2003-2007	6.0		S	FMK68A-6DA	RP6-11-6-A	HS160 or HS180	FLL-4	HF-02	DB-F1-STX	PL-U	
With Dual Alternator (NOTE: This is a very rare configuration!)											
2008-2010	6.4		S	FMK2604-8	RP6-11-8	HS160 or HS180	FLL-4	HF-03	DB-F2-STX	PL-U	
2011	6.7		S	FMK2614-8	 SP4-11-45-8	HS160 or HS180	FLL-4	HF-03	DB-F2-STX	PL-C + PL-F0	
2012-2016	6.7		S	FMK2644-8	 SP4-11-45-8	HS160 or HS180	FLL-4	HF-03	DB-F2-STX	PL-C + PL-F0	
2017-2019	6.7		S	FMK2644-8	 SP4-11-45-8	HS160 or HS180	FLL-6	HF-04	DB-F3-STX	PL-C + PL-F1	
2017-2019**	6.7		S	FMK265A-8	 RP6-11-8-A	HS160 or HS180	FLL-6	HF-04	DB-F3-STX	PL-C + PL-F1	
2020-2022	6.7		S	FMK2644-8	 SP4-11-45-8	HS160 or HS180	FLL-6	HF-04	DB-F3-STX	PL-C + PL-F2	
2020-2022**	6.7		S	FMK265A-8	 RP6-11-8-A	HS160 or HS180	FLL-6	HF-04	DB-F3-STX	PL-C + PL-F2	
2023-Newer	6.7		S	FMK266A-6	SP4-11-45-6A	HS180 or HS216	FLL-6	HF-05	DB-F4-STX	PL-F3	
2023-Newer**	6.7		S	FMK267A-I6	RP6-11-45-6A	HS160 or HS180	FLL-6	HF-05	DB-F4-STX	PL-F3	
**With Dual Alternator											
1980-2007 Single or Dual Wheel Cab/Chassis (60" & 84" Cab to Axle) Applications Require							ULL-1				
2008-2016 Single or dual Wheel Cab/Chassis (60" & 84" Cab to Axle) Applications Require							ULL-1				
2017-Newer Single or Dual Wheel Cab/Chassis (60" & 84" Cab to Axle) Applications Require							FLL-7				
1999-Newer Cab/Chassis Require										PL-F	
No "out of box" MK available for Dual Alternator Trucks; To install hydraulic pump kit, must remove (1) alternator, replace upper water pump with Ford part and have Ford dealer reprogram computer. Belt used in FMK2614-8 will work.											
Switchovers only require replacement of FPC2618-2 grooved pulley 2011					for a FPC2620 smooth pulley 2012-2015					between kits.	
General Note: When switching any bed to a different make truck, new Level Loks will normally be required.											