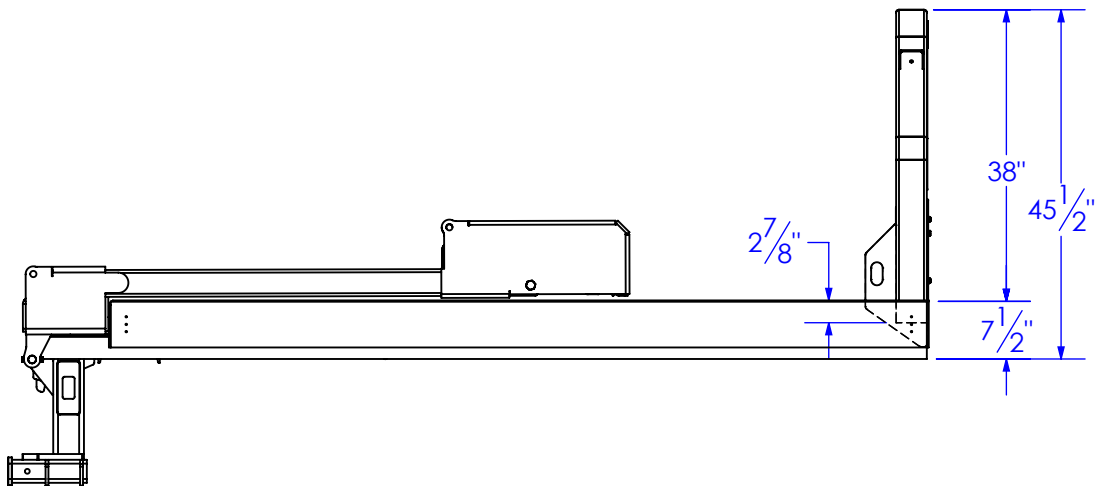
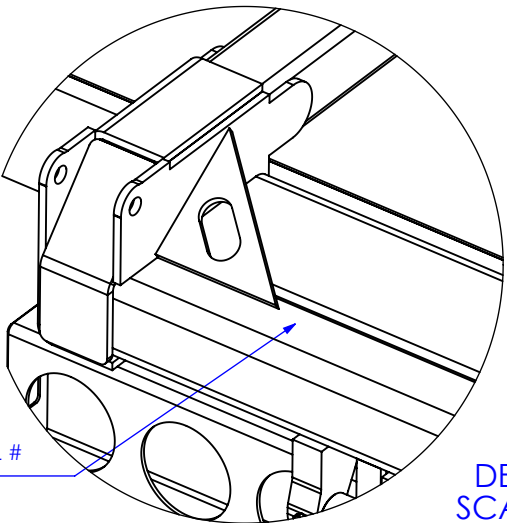
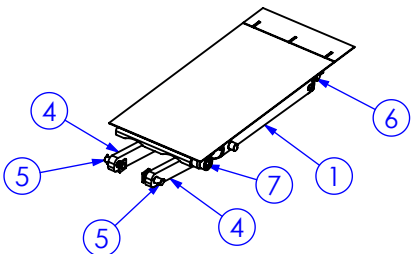
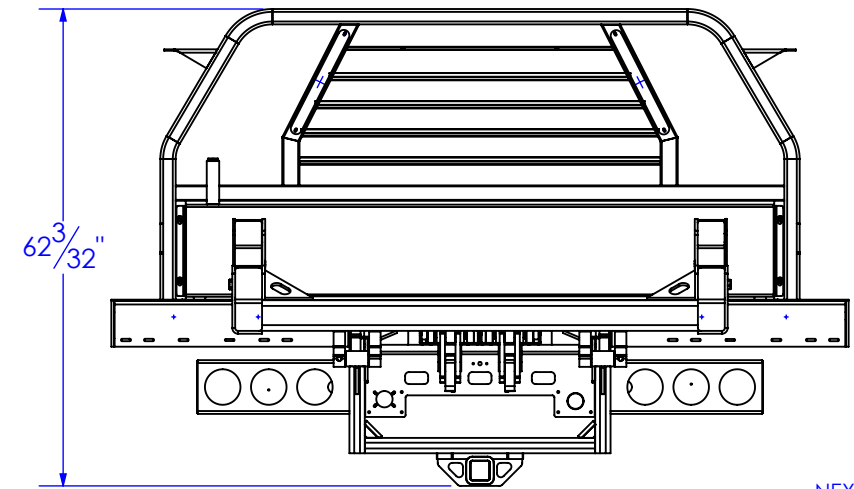
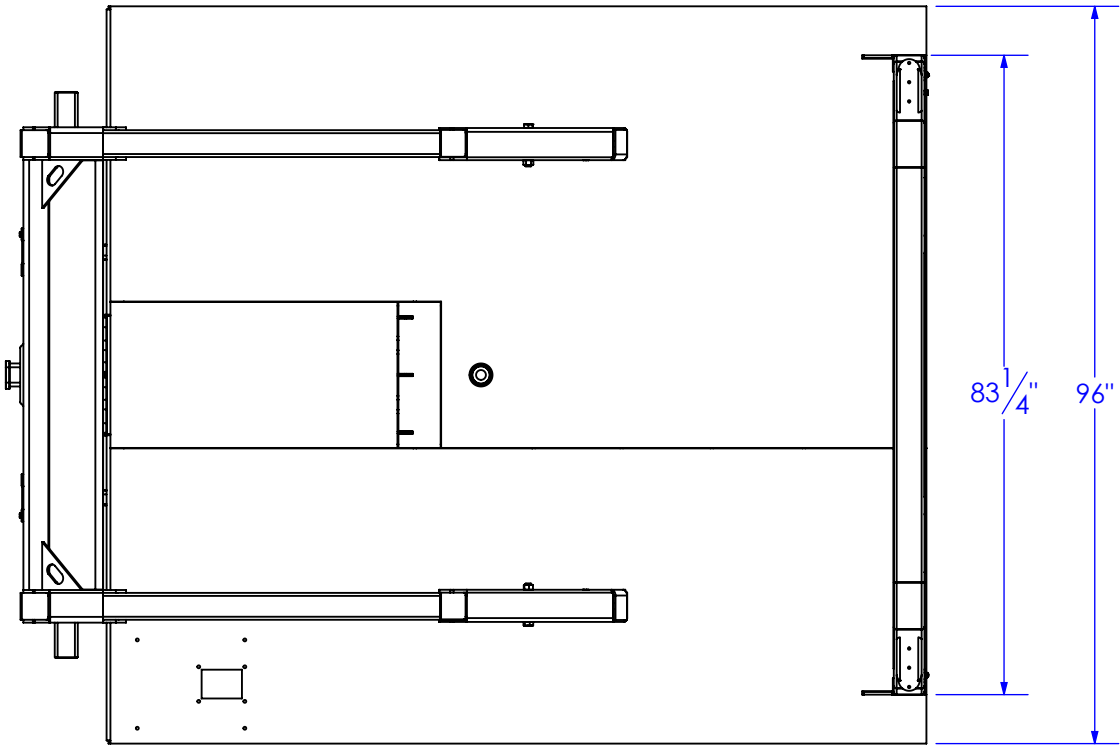
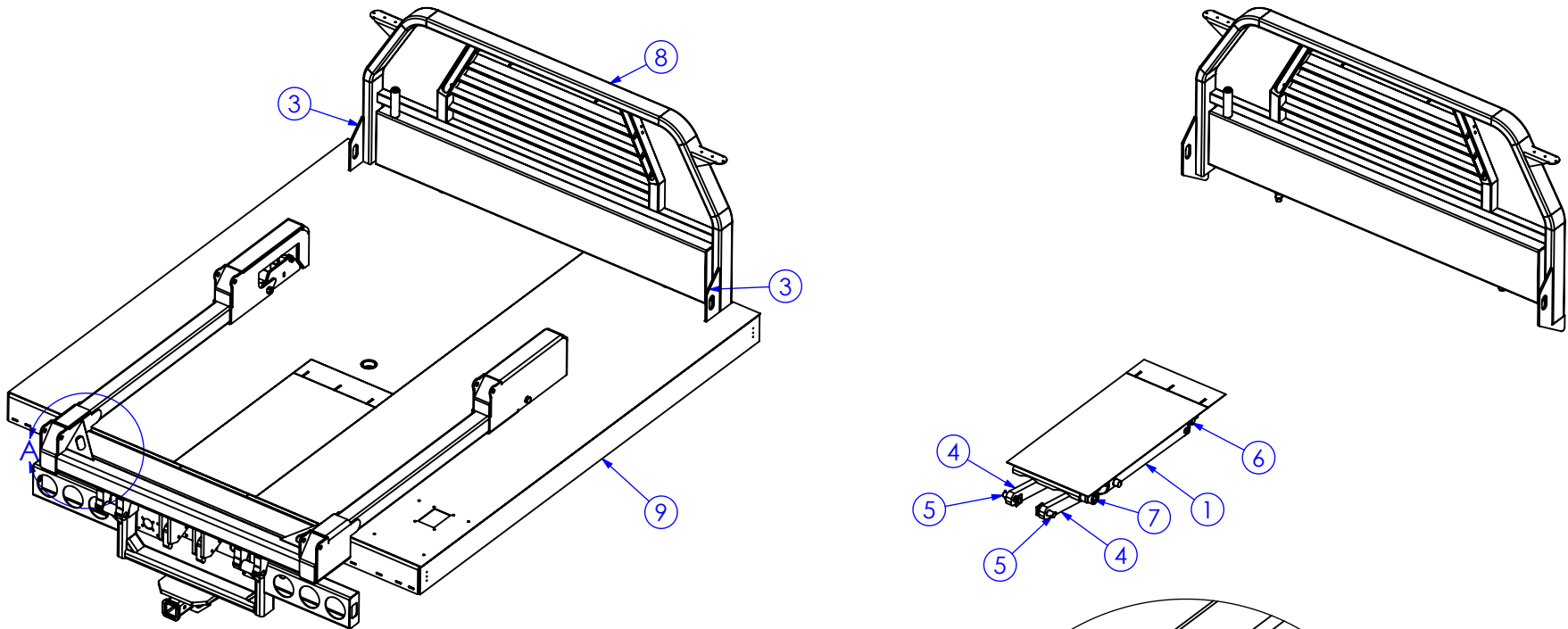


ITEM NO.	PART NUMBER	DESCRIPTION	DRAWING #	QTY.
1	CY-CA450-ML	MAINLIFT CYLINDER CARLSON	STOCK	2
2	FP-CLYLINDER DOOR WLDMT RL PULLRITE	CYLINDER DOOR WELDMENT, REEL LIFT	12-1203	1
3	FP-HR-RLGST	GUSSET, HEADACHE RACK, REEL LIFT	12-2301	2
4	RE-LB-125	LINKAGE BAR (1-1/4")	10-1702	2
5	RE-PN-1X300	MAIN LINKAGE REAR PIN	10-1703	2
6	RE-PN-1x350	BASE PIN, MAIN LIFT CYLINDER, HB	10-1704	2
7	RE-PN-1X600	PIN, BEARING, HYDRA BED	10-1706	2
8	SUB-HR RL 3350_3550	HEADACHE RACK, REEL LIFT, 3350, 3550 WLDMT	12-1301	1
9	SUB FF-RL-355 B	RL 350 FLOOR FRAME WLDMNT, REEL LIFT	12-1200	1
10	FP-RL FLPL-356PS	REEL LIFT PASSENGER SIDE FLOOR PLATE	12-2202	1

REVISIONS			
REV.	DESCRIPTION	DATE	APPROVED
A	INITIAL RELEASE	11/28/2017	



STAMP SERIAL #  
3XX9XX

NEXT TWO DIGITS  
ARE THE YEAR

LAST 3 DIGITS ARE THE #  
OF BEDS AFTER 900

DETAIL A  
SCALE 1 : 8

**PROPRIETARY AND CONFIDENTIAL**  
THE INFORMATION CONTAINED IN THIS  
DRAWING IS THE SOLE PROPERTY OF TRIPLE  
C INC. ANY REPRODUCTION IN PART OR  
AS A WHOLE WITHOUT THE WRITTEN  
PERMISSION OF TRIPLE C, INC IS PROHIBITED.

UNLESS OTHERWISE SPECIFIED:  
DIMENSIONS ARE IN INCHES  
TOLERANCES:  
FRACTIONAL  $\pm 1/16$   
ANGULAR: MACH  $\pm 1$  BEND  $\pm$   
TWO PLACE DECIMAL  $\pm .010$   
THREE PLACE DECIMAL  $\pm .005$   
MATERIAL  
DO NOT SCALE DRAWING

NAME	DATE
ETHAN	3/21/2018
PART #	Part #
ASM #	SUB-RL-3349
COMMENTS:	
REEL LIFT 3350 BARE, PRE-PAINT	

P.O. BOX 248, SABETHA, KS 66634  
(785) 284-3674 FAX (785) 284-3931

**TRIPLE C**  
INC

SIZE DWG. NO. REV  
**B** 12-0352 **A**

SCALE: 1:32 WEIGHT: 2188.74 SHEET 1 OF 1