



# 12 Days of Cybersecurity



DAY ONE

# Improve Your Passwords



Passwords need to be varied from site to site. Never use the same password twice. Programs like 1Password and Dashlane can help you manage your passwords easily.

DAY TWO

# Be Cautious of Opening Links



Before you click on any links this holiday season, verify that you know the person sending them and make sure you know the reason they're sending it.

DAY THREE


# Use Debit Cards Sparingly Online



Using a credit card or a payment service like PayPal can add another layer of protection to your online shopping, as they aren't directly linked to a bank account.

DAY FOUR

# Don't Save Your Payment Information



When you save payment information, you make that information vulnerable to data breaches on either the company's side or on your personal device.

DAY FIVE

# Use Multi-Factor-Authentication (MFA)



When you're trying to stay safe online, it's vital that you enable MFA, which is the act of adding a second layer of protection to your online accounts.

DAY SIX

# Keep your Software Updated



Most software updates add critical security measures to keep you safe. Don't give hackers an easy in by using out-of-date systems.

DAY SEVEN

# Use a VPN



A VPN, or virtual private network, protects your IP address, which is required for many cyber attacks. It also encrypts all of your online activity



DAY EIGHT

# Install Antivirus Software



While antivirus software isn't the last line of defense, it is a great start. If you have antivirus software installed, make sure it's up to date.

DAY NINE


# Avoid Unknown and Unsecure Sites



Always be wary when on an unfamiliar site. Your browser may warn you that the site is unsecure. If this occurs, leave the page immediately.

DAY TEN

# Avoid Unknown or Unnecessary Downloads



Cybercriminals design downloadable software or browser extensions that collect and steal your data as you use your computer.

DAY ELEVEN


# Be Careful on Social Media



Social media can easily allow outsiders to access information. Increase the privacy of your profile to restrict the information you share!

DAY TWELVE

# Stay Educated and Use Caution



Stay educated on good cybersecurity best practices  
and keep an eye out for the latest trends.  
Our blog is a great place to start!

# Want to learn more?

Go to [edgenetworks.us/blog](https://edgenetworks.us/blog) to read more about each of these tips and how you can stay safe online.

