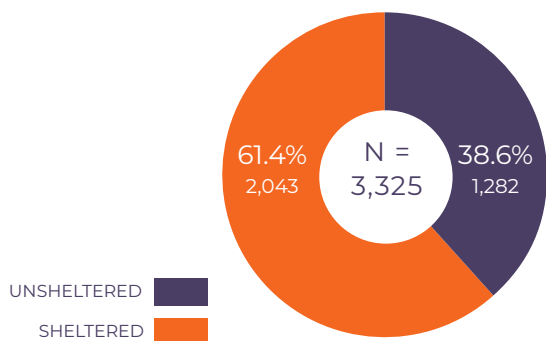


2025 Point-in-Time Count & Survey of People Experiencing Homelessness

In Houston and throughout Harris, Fort Bend, and Montgomery Counties

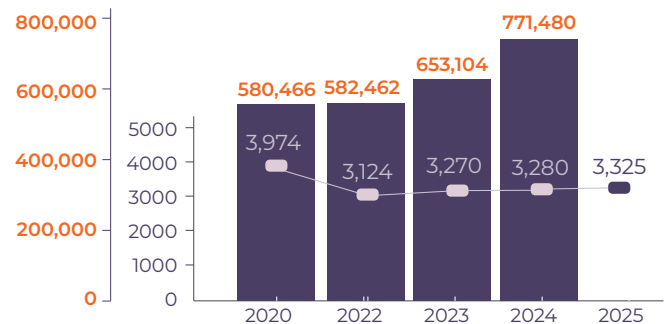
The Point-in-Time (“PIT”) Count & Survey is a federally mandated census of people experiencing homelessness — both sheltered and unsheltered — on a single night each January. This annual snapshot tracks trends over time, shows where and how people are experiencing homelessness, and informs strategies to strengthen our homeless response system.

TOTAL NUMBER OF THOSE EXPERIENCING HOMELESSNESS



	SHeltered		UNSHeltered	
HARRIS COUNTY	1,790	53.8%	1,210	36.4%
FORT BEND COUNTY	54	1.6%	24	0.7%
MONTGOMERY COUNTY	199	6.0%	48	1.4%

LOCAL AND NATIONAL PIT COUNT TRENDS, 2020-25



*2021 was removed due to pandemic-related methodology changes.

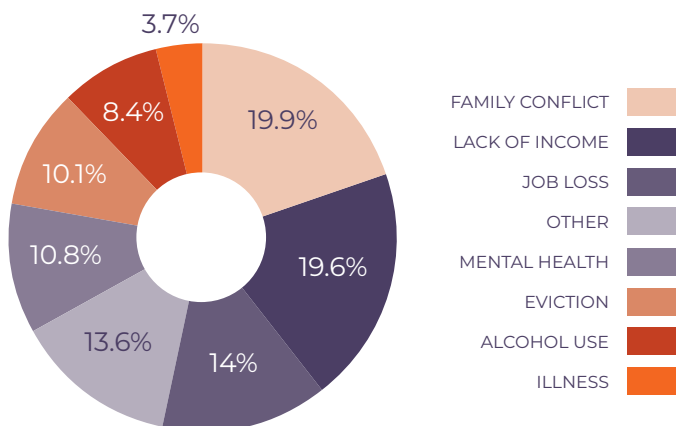
National 2025 numbers will be released later this year.

Nationally, homelessness has reached the highest levels ever recorded.

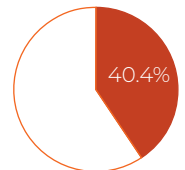
In contrast, the 2025 results for our region show relative stability, reflecting the continued impact of our local homeless response system, The Way Home.

Who's Experiencing Unsheltered Homelessness in Houston?*

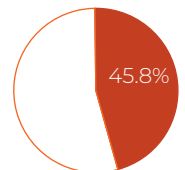
PRIMARY CAUSE OF UNSHELTERED HOMELESSNESS



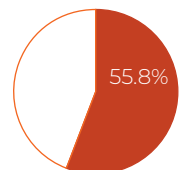
40.4% EXPERIENCING HOMELESSNESS FOR THE FIRST TIME



45.8% REPORTED A SUBSTANCE USE DISORDER (INCLUDES ALCOHOL, DRUG, OR BOTH)



55.8% REPORTED HAVING A MENTAL HEALTH DISORDER



**This information is self-reported.

Next Phase of the Homeless Response System

Our homeless response system has successfully helped thousands of people exit chronic homelessness through Permanent Supportive Housing (PSH). Now, it's clear that we must go further. Homelessness varies widely, and a one-size-fits-all approach will not meet the scale of need.

With COVID-era funding ending and federal resources uncertain, we are working with partners to design a sustainable system that prevents homelessness whenever possible and resolves it quickly when it occurs.

Through the **End Street Homelessness Action Plan**, we are advancing strategies to reach Equilibrium, meaning that no has to sleep outside while waiting for housing and that we can resolve someone's homelessness within 90 days. The findings of this year's PIT Count underscore the need for several key components of the Action Plan, a partnership between CFTH, the partners of The Way Home, City of Houston, Harris County, Downtown Houston+, and The Harris Center for Mental Health and IDD.

2025 PIT Count Finding	2025 PIT Count Finding
"A growing share of the region's homeless population is living without shelter."	Highlights the need to expand low-barrier shelter linked to housing solutions and create more "front doors" to the homeless response system.
"Just under half (48.5%) of individuals were matched to an HMIS record, while 51.5% had no documented service history in the system."	Highlights the need to increase outreach capacity across the region, including in unincorporated areas.
89% first experienced homelessness in Houston.	Highlights the need to strengthen prevention to stop homelessness before it starts and diversion to make new instances of homelessness as brief as possible.
The most-cited causes of homelessness were family conflict (19.9%) and financial, e.g., lack of income (19.6%) and lost job (14%).	Highlights the need to scale up rental assistance and diversion programs for those at risk of falling into homelessness.
"An extremely high portion of unsheltered individuals reported substance use disorders, chronic health conditions, mental health disorders, or physical disabilities that significantly impaired their ability to work or live independently"	Highlights the need for the involvement of, and adequate funding for, adjacent systems like mental health and other supportive care to provide a solutions for those who need more care beyond what our system can provide.



We have the data. We have the partnerships. And now, we have a choice to keep pace, or to take bold, coordinated steps that bring lasting change.

**WE CHOOSE PROGRESS. WE CHOOSE IMPACT.
WE CHOOSE TO END HOMELESSNESS, TOGETHER.**

View the full report at www.cfthouston.org