



Sew it!
Grow it!
Show it!



**AUGUST
12-15
2026
EXHIBITOR'S
GUIDE**



2026 UCF Sponsors

Thank you!

TITLE



DIAMOND




PLATINUM



FREE CHILDREN'S ADMISSION SPONSORS

WEDNESDAY	THURSDAY	FRIDAY	SATURDAY
 			

GOLD



ELMER'S IRRIGATION, INC.

"Proudly serving and investing in the future of our communities"



SILVER

- Calpine
- Les Schwab
- Swire Coca Cola
- Threemile Canyon
- Oxford Suites

BRONZE

- Big River Electric
- First Community Credit Union
- River Point Farms, LLC
- Sage Center
- W&J Ag LLC

TABLE OF CONTENTS

General Information

Wildhorse Stage Entertainment.....	3
Umatilla County Fair General Information & Activities.....	4
Les Schwab Stage & Strolling Entertainment.....	5
Admission, Parking, Camping, etc.	6
Pre-Fair Exhibitor's Schedule.....	8
Fair Week Schedule.....	9
Fair Court.....	10
Special Recognition & Awards.....	11
General Rules and Regulations.....	12
Open Class Entry Form.....	37
Fair Board, County Commissioners, Fair Office.....	Back Cover

Open Class (Kids 12 & Under, see "Creative Kids")

Beef.....	16
Dairy Cattle.....	16
Sheep.....	16
Sheep Interbreed Competition.....	17
Wool & Fleece.....	17
Goats.....	17
Small Animals.....	18
Peewee Showmanship.....	20
Land Produce.....	20
Floriculture.....	22
Alfalfa Hay King Contest.....	24
Open Class General Rules.....	24
Fine Arts.....	24
Creative Arts.....	26
Photography.....	27
Textiles & Needlecraft.....	28
Clothing.....	29
Baked Foods.....	31
Food Preservation.....	32
Creative Kids (Up to 12 years of age).....	34
Open Class Entry Form.....	37

FFA

FFA Score Sheet for Outstanding Livestock Exhibitor.....	39
FFA - General Rules.....	41
FFA - Showmanship, Herdsmanship & Record Books.....	41
FFA - Beef, Goats & Swine.....	42
FFA - Sheep.....	43
FFA - Poultry, Rabbits & Pigeons.....	43
FFA - Ag Mechanics.....	44
FFA - Livestock Judging.....	44
FFA - Land Produce.....	45
FFA - Commercial Truck Crops.....	46
FFA - Baked Goods.....	46
FFA - Food Preservation.....	47
FFA Award Sponsors.....	48

4-H

4-H General Rules.....	50
4-H Cloverbuds.....	51
4-H Communications Department.....	51
Audio Production.....	51
Creative Writing.....	53
Educational Displays.....	53
Graphic Design.....	54
Nonfiction Writing & Publications.....	54
Presentations.....	54
Videography & Cinematography.....	55

4-H Exhibit Hall Contests (Pre-Fair)	
FCS Skill-a-thon.....	56
Fashion Revue.....	56
Food Contests.....	57
Presentations.....	59
4-H Exhibit Hall Contests (At Fair)	
Flower Arranging.....	59
Table Setting.....	59
4-H Expressive Arts Department	
Art.....	59
Cake Decorating.....	61
Crocheting.....	61
Fiber Arts.....	62
Knitting.....	63
Leathercraft.....	65
Performing Arts.....	65
Photography.....	66
4-H Family and Consumer Science Department	
Business/Entrepreneur.....	67
Clothing.....	68
Food and Nutrition.....	70
Food Preservation.....	73
Interior Design.....	74
4-H Horticulture Department	
Container Gardening.....	74
Flowers and Ornamentals.....	75
Herbs.....	76
Vegetables.....	77
4-H Industrial Arts Department	
Welding.....	77
Forging.....	78
Wood Science.....	78
4-H Natural Science Department	
Aquatic Education and Sport Fishing.....	78
Conservation.....	80
Entomology.....	81
Forestry.....	82
Geology.....	83
Honeybee.....	83
Marine Science.....	83
Outdoor Science.....	84
4-H STEM Department	
Aerospace.....	84
Computer Science.....	85
Electrical Engineering.....	86
Engineering Design.....	87
Robotics.....	88
Science.....	88
4-H Shooting Sports Department	
Archery.....	89
Rifle.....	89
Shotgun.....	90
4-H Livestock Department	
Judging Contests.....	91
Beef.....	91
Dairy Cattle.....	92
Dog.....	93
Goat.....	93
Horse.....	95
Sheep.....	97
Small Animal.....	98
Swine.....	100



NEXT LEVEL *Fun!*

STAY TUNED. STAY EXCITED!

NEW WAY TO STAY

A second 10-story tower hotel with 214 premier rooms—designed for elevated comfort.

BIGGER ENTERTAINMENT

A new convention center with dynamic meeting and event spaces that transform into a 1,500 seat concert hall.

MORE TO INDULGE

New dining options offering everything from on-the-go bites to sit down meals.

COMING 2027! Visit wildhorseresort.com for details.

Download our App!  wildhorseresort.com

CASINO • HOTEL • GOLF • RV • DINING • FUNPLEX

800.654.9453 • Pendleton, OR • I-84, EXIT 216 • Owned and operated by CTUIR 07726TT0326



WILDHORSE RESORT & CASINO MAIN STAGE

7:00 PM

AUG | 12

9:00 PM



AUG | 13



AUG | 14



LATINO NIGHT

AT UMATILLA COUNTY FAIR

SATURDAY - SABADO

AUGUST 15

Live Music



Umatilla County Fair General Information & Activities

FAIR OFFICE HOURS

Normal Business Hours:

M-F 8:00am - 12:00pm & 1:00pm - 5:00pm

Fair Time Office Hours:

Aug. 8 8:00am - 3:00pm

Aug. 9-10 8:00am - 5:00pm

Aug. 11-15 7:00am - 5:00pm

Aug. 16 7:00am - NOON

(Fairgrounds closes at noon)

PARADE

UCF Kick-Off Parade

Saturday, Aug. 8th at 6:30pm

SPONSORED BY:



Entry Deadline - July 15th

ENTER ONLINE www.umatillacountyfair.com

2026 Theme: Sew It! Grow It! Show it!

<p>August 13 3:00 PM</p>	<p>UCF Talent Show Local acts from all over Umatilla County. Youth & Adult Categories. Cash Prizes! Applications at www.umatillacountyfair.com Due by July 15th</p>		
<p>August 13 7:00 PM</p>	<p>BONNEY'S Ag & Auto Repair</p> <p>Children's Tractor Pull Ages 4-11 Sign up at Bonney's Ag Store in Hermiston or at the Fair Booth. Space is limited.</p>		
<p>August 14 3:00 PM</p>	<p>Fun @ The Fair Kids Camp Performance Register Online at www.umatillacounty.com</p>		
<p>August 14 4:30 PM</p>	<p>BBQ Showdown Judging Register Online at www.umatillacounty.com By July 15th. Space is limited.</p>		<p>Barley Barn</p>
<p>August 15 11:00 AM</p>	<p>Cutest Baby Contest Newborn to 18 months Registration begins at the end of July at The Next Chapter Bookstore in Hermiston.</p>		
<p>August 15 2:00 PM</p>	<p> Watermelon Seed Spitting Contest</p>		


LIVE ENTERTAINMENT

Find them... Strolling on the Fairgrounds or on the Les Schwab Stage



Heather Pearl

Cowgirl Pearl, Strawberry Tall Cakes, and the Flamingo all draw the crowd to see Heather Pearl's magic, circus and comedy tricks while on stilts!



Queen of the Rings

Hillia doesn't just provide entertainment, she creates unforgettable experiences, bringing a unique blend of energy, creativity, and fun to every performance.



Peter Irish

An extravaganza of astounding skill, comedy for the whole family, audience participation and loads of fun.



Skip Banks

The Hollywood on Wheels Comedy Show Featuring the Balloon Man



UMATILLA COUNTY FAIR
UCF
Est. 1912

August 12 - 15, 2026
1705 E. Airport Rd.
Hermiston, OR
(541) 567-6121

250TH
CELEBRATING AMERICA

Friday, August 14th, 2026
FREE ADMISSION
for all Veterans & Active Military!

aws
Community Hero Initiative Sponsor



www.umatillacountyfair.com

UCF ADMISSION, PARKING, CAMPING, and MORE!

Aug. 12-15, 2026 | 1705 E Airport Rd. Hermiston, OR 97838

www.umatillacountyfair.com

FAIR HOURS: 10:00AM TO MIDNIGHT (subject to change)

Saturday-Fair Closes at 1:00 AM

Early entry @ Livestock Gate 7:00 AM at S. Ott Rd. Entrance

Indoor Exhibit Hall (Event Center) hours 10am-9pm

Outdoor Vendors 11am - Midnight

Vendor staff may enter at 7:00am. Passes required.

(Outdoor Vendor access Gate 3 & Indoor Vendors thru Gate 2)

Barn Hours: 5:00am - 10:00pm, All Barns CLOSED 10pm-5am

Gate admission required for entry & re-entry at ALL gates.

ON-SITE FAIR ADMISSION PRICING

(All fair admission tickets include access to general concert seating for main stage shows with the exception of the Saturday concert)

***Adults (11+) Single Day Admission \$15**

***Children ages 10 & under FREE!**

***Season Passes (all 4 days of Fair)**

***Adults (11+) \$40**

LIVESTOCK EXHIBITORS & YOUTH LIVESTOCK AUCTION

PARTICIPANTS, please inform your guests & buyers that Saturday, August 13th, they can enter through the North East gate off of South Ott Rd. prior to the sale (buyer pass or other fair admission required for entry). Parking will be \$5 per vehicle without buyer pass or season parking pass.

EXHIBITORS

For Open Class, 4-H, & FFA ONLINE entries, visit:

www.umatillacountyfair.com

*Open Class & 4-H Registration **deadline June 30th**.

***FFA Registration deadline June 19th**. Please see your advisors for more information.

*Open Class Entry Check-in Sun. Aug. 9th and pick up Sun. Aug. 16th

*Livestock received Mon. Aug. 10th See "General Rules" & your department for weigh-in times and details.

Exhibitor Passes (available at the Box Office windows):

*4-H/FFA Leader/Exhibitor Season passes **\$20** (must be on the list provided by the 4-H and FFA Offices to receive discounted passes.)

*4-H/FFA Parent season passes limit 2 per FAMILY **\$30 each**

*Open Class Exhibitor Season pass **\$30**

(Available on, or after Sun. Aug. 9th with entry tag claim ticket.

Limit one per exhibitor.)

PARKING

*Single Day Parking- **\$5** (no re-entry)

*Single Day VIP Parking - **\$10** (no re-entry) Asphalt Parking @ E. Airport Rd Entrance

*Season Parking Passes **\$20** (Allows re-entry all week).

Available at Box Office window or on-site. **CASH ONLY ON-SITE.**

PARKING PASSES NOT SOLD ONLINE.

Peak hours 7pm-10pm please plan accordingly.

Main entrance E. Airport Rd. | Livestock entrance S. Ott Rd, NE of the fairgrounds. **Placard required for HANDICAPPED PARKING.**

CARNIVAL

2:00 PM TO CLOSE W-F & NOON TO CLOSE ON SATURDAY

Carnival Armbands **PRE-SALE discount until Aug. 11th \$35**

Unlimited rides any 1 day

Carnival Armbands (After Aug. 11th) \$45

Armbands are non-transferable & non-refundable.

Rides take 1 ticket per person, per ride.

Individual Tickets: \$8.00 per Ride

5 Rides for \$35 (\$7.00 ea.)

Individual Tickets available at Carnival Ticket Booths Only

Tickets cannot be replaced or refunded.

Some attractions have height & open toe show restrictions and safety rules.

CONCERT SERIES-[WILDHORSE MAIN STAGE](#)

Free bleacher seating is limited. Visit UCF website to purchase tickets online for the Fan Pit, General Seating & VIP Tables. Concert tickets **do not include** Fair Admission except for Saturday's **pre-sale** tickets.

Wed. 8/12 7:00PM Brass Fire Band &

9:00PM Tylor & the Train Robbers

Thur. 8/13 9:00PM Chingy

Fri. 8/14 9:00PM Eli Young Band

Sat. 8/15 7:00PM Latino Night! Bands TBA

All tickets are non-refundable.

Dancing & Live Music after the concerts @ the Barley Barn, East of the Outdoor Vendor area!

CAMPING

APPLICATION DEADLINE JULY 15TH

Spaces are limited and preference is given to livestock exhibitors living outside of a 20-mile radius of the fairgrounds.

Camping applications must be filled out electronically on UCF website. Water hook-ups provided with power spaces. 30amp & 50amp hook-ups available but must be pre-registered.

Superintendent \$150 | Exhibitor \$200 | Vendor Only Dry \$75

EXHIBITOR CAMPING PRICE INCLUDES

one free SEASON PARKING pass.

SEWER HOOK UPS: Shared sewer hook ups are available at each camp space (excluding dry) but will need to be shared with second trailer in space. Coordinated usage will be the responsibility of the campers.

SATURDAY, AUG 8th - MONDAY, AUG 10th, vehicles will only be allowed inside the fairgrounds to drop-off or pick-up supplies or animals. No unattended vehicles allowed. **After Monday, all vehicles must be parked in designated parking lots with parking pass visible. NO VEHICLE ACCESS will be allowed on the fairgrounds to pick up animals or equipment August 10th through August 15th.**

FARM-CITY PRO RODEO/ ELMER'S IRRIGATION YOUTH AND AG NIGHT

Thursday, August 13, 2026

*Teams consisting of two FFA members throughout the county compete in the "calf dressing" competition for bragging rights amongst FFA Chapters.

*Winning chapter will receive \$1,000
courtesy of Elmer's Irrigation, Inc.!*

Support FFA & 4-H Animal Sale

Saturday, August 15, 2026

sponsored
by:

ELMER'S IRRIGATION, INC.

"Proudly serving and investing in the future of our communities."
80527 Hwy 395 N. • Hermiston • 541-567-5572



Giving Back to the Communities We Serve!



ROGERS

TOYOTA OF HERMISTON

541.567.6461

80364 N HWY 395, Hermiston, OR 97838

toyotaofhermiston.com

2026 FAIR & EXHIBITORS' SCHEDULE

Updated schedules will be available at the Fair Office and Ticket Booths during Fair

1705 E Airport Rd. Hermiston, OR 97838

PRE-FAIR SCHEDULE

FRIDAY, JUNE 19th

5:00 P.M. FFA REGISTRATION DEADLINE.

See your Ag Advisor to register.

TUESDAY, JUNE 30th

5:00 P.M. 4-H & OPEN CLASS REGISTRATION DEADLINE.

TUESDAY, JULY 14th

9:00 A.M. 4-H Food Preparation Contest-EOTEC

WEDNESDAY, JULY 15th

CAMPING, PARADE, TALENT SHOW, & BBQ SHOWDOWN
REGISTRATION DEADLINE.

9:00 A.M. 4-H Food Preparation Contest-EOTEC

9:00 A.M. 4-H Fashion Revue Contest - EOTEC

2:00 P.M. 4-H Table Setting Contest- EOTEC

7:00 P.M. 4-H Public Fashion Revue - EOTEC

TUESDAY, JULY 21ST

5:00 P.M. 4-H Rifle Contest - Pendleton Police Department
Gun Range

WEDNESDAY, JULY 22ND

9:00 A.M. 4-H Dog Show - EOTEC

SATURDAY, JULY 25TH

8:00 A.M. 4-H Horse Show -Blue Mountain Equine Center

8:00 A.M. 4-H and FFA Exhibitor SET-UP DAY- Fairgrounds

SUNDAY, JULY 26TH

8:00 A.M. 4-H Horse Show - Blue Mountain Equine Center

TUESDAY, JULY 28th

6:00 P.M. 4-H Shotgun Contest – Hermiston Gun Club

SATURDAY, AUGUST 1ST

8:00 A.M. 4-H Archery Contest – HAREC

THURSDAY, AUGUST 6TH

4:30 P.M. – 8:00 P.M. UCF Exhibitor Camping Move-In

FRIDAY, AUGUST 7TH

12:00 P.M. – 8:00 P.M. UCF Exhibitor Camping Move-In

SATURDAY, AUGUST 8TH

6:30 P.M. 2026 Umatilla County Fair Kick-Off Parade

Theme - "Sew It! Grow It! Show It!"

Brought to you by Banner Bank



SUNDAY, AUGUST 9TH (RECEIVE ALL UCF STATIC EXHIBITS)

8:00 A.M.- 5:00 P.M. Receive Open Class Static (Non-Livestock) Exhibits - EOTEC

8:00 A.M.-5:00 P.M. Receive FFA Land Produce and Ag Mechanics- EOTEC

1:00 P.M.-5:00 P.M. Receive 4-H static exhibits (Communications, Expressive Arts, FCS, Horticulture, STEM, Industrial Arts, Natural Science and Cloverbud)- EOTEC

*Open Class Exhibitors Can Purchase Discounted Season Passes with Entry Tag Claim Ticket @ Ticket Window

MONDAY, AUGUST 10th

Fairground activities and foot traffic will be restricted to the camping and barn areas until the official start of fair on Wednesday. *There will be NO PARKING inside the fairgrounds unless you are dropping off animals or supplies at campers. Vehicles must not be left unattended and must be moved immediately after unloading.*

All Day until 7:00pm Hay King Entries Received

7:00 A.M.- Noon & 5:00 P.M. – 8:00 P.M. Receive All Livestock and Small Animals; Weigh Market Animals
SCALES CLOSED Noon to – 5:00 p.m.

8:00 A.M. until finished- Open Class Static and 4-H Static Exhibits Judged- (Event Center Closed for Judging)

TUESDAY, AUGUST 11th

Livestock exhibitors enter off of S. Ott Rd. for parking.

Fairground activities and foot traffic will be restricted to the camping and barn areas until the official start of fair on Wednesday. *There will be NO PARKING inside the fairgrounds. Parking allowed in designated lots only with a parking permit.*

7:30 A.M. Livestock Exhibitors Meeting-Burns Pavilion

8:30 A.M. First Day of Fun @ the Fair Kids Camp!

(Must be pre-registered - Registration opens June 1st online at www.umatillacountyfair.com)

8:00 A.M. 4-H/FFA Livestock Judging Contest-Burns Pavilion

11:00 A.M. Cloverbud Show & Tell - Small Animal Barn

3:00 P.M. 4-H/FFA Dairy Judging Contest- Burns Pavilion

5:00 P.M. FFA Alumni Kick-Off BBQ-Burns Pavilion

★FAIR WEEK SCHEDULE★

WEDNESDAY, AUGUST 12th Free Children's Admission (ages 10 & under) Sponsored by The City of Hermiston

7:30 A.M. Livestock Exhibitors Meeting- **Burns Pavilion**
8:00 A.M. 4-H/FFA Market Hog Show - **Swine Barn**
8:00 A.M. 4-H/FFA Market Steer Show - **Burns Pavilion**
8:30 A.M. 4-H/FFA & Open Class Small Animal Show -**Small Animal Barn**
10:00 A.M. Umatilla County Fair Main gates open to the public
12:00 P.M. 4-H/FFA Market Goats Show (Followed by Open Class Goats)- **Burns Pavilion**
12:00 P.M. 4-H/FFA Market Lamb Show – **Burns Pavilion**
2:00 P.M.-Close Carnival Opens-Davis Shows NW
3:00 P.M. 4-H/FFA Small Animal Judging Contest- **Small Animal Barn**
***6:00 P.M. 4-H/FFA Grand Champion Market Animal Selection -All Species- **Burns Pavilion**
7:00 P.M. BRASS FIRE BAND | Wildhorse Resort & Casino Main Stage
7:45 P.M. Farm City Pro Rodeo begins
9:00 P.M. TYLOR & THE TRAIN ROBBERS | Wildhorse Resort & Casino Main Stage

THURSDAY, AUGUST 13th *TOUGH ENOUGH TO WEAR PINK DAY!*

Umatilla County Commissioners' Day | Free Children's Admission (ages 10 & Under) Sponsored by Good Shepherd

7:00 A.M.-10:00 A.M. Receive Jackpot Lambs- **Burns Pavilion**
7:30 A.M. Livestock Exhibitors Meeting- **Burns Pavilion**
8:00 A.M. 4-H/FFA Swine Showmanship-**Swine Barn**
8:00 A.M. 4-H/FFA Beef Showmanship, immediately followed by Dairy Cattle Showmanship-**Burns Pavilion**
8:30 A.M. 4-H/FFA Small Animal Showmanship-**Small Animal Barn**
10:00 A.M. Umatilla County Fair Main gates open to the public
12:00 P.M. 4-H/FFA Goat Showmanship-**Burns Pavilion**
12:00 P.M. 4-H/FFA Sheep Showmanship-**Burns Pavilion**
1:00 P.M. 4-H/FFA Small Animal Master Showmanship-**Small Animal Barn**
2:00 P.M. -Close Carnival Opens-Davis Shows NW
3:00 P.M. UCF Talent Show – **Les Schwab Stage**
7:00 P.M. Bonney's Ag & Auto Children's Tractor Pull ages 4-11 – Signup at **Bonney's Ag & Auto Booth**
7:45 P.M. Farm City Pro Rodeo begins
9:00 P.M. CHINGY | Wildhorse Resort & Casino Main Stage

FRYday, AUGUST 14th Free Children's Fair Admission (ages 10 & under) Sponsored by Lamb Weston Community Hero Initiative Sponsored by Amazon Web Services

7:30 A.M. Livestock Exhibitors Meeting- **Burns Pavilion**
8:00 A.M. 4-H/FFA Dairy Cattle Show, immediately followed by Open Class Dairy Cattle, followed by:
4-H/FFA Breeding Stock Cattle, followed by Open Class Beef Cattle- **Burns Pavilion**
10:00 A.M. Umatilla County Fair Main gates open to the public
11:00 A.M. 4-H/FFA Market Swine Photos Taken for Buyer placards – **Swine Barn**
12:00 P.M. 4-H/FFA Breeding Stock Sheep Show followed Open Class Sheep -**Burns Pavilion**
12:00 P.M. 4-H/FFA Breeding Stock Goat Show followed Open Class Goat -**Burns Pavilion**
2:00 P.M. -Close Carnival Opens-Davis Shows NW
2:00 P.M. – 4:00 P.M. Open Class Premium Pay-outs -**UCF BOX OFFICE WINDOW**
3:00 P.M. Fun @ the Fair Day Camp Performance-**Les Schwab Stage**
4:30 P.M. BBQ Showdown Judging – **Barley Barn**
6:00 P.M. 4-H/FFA Master Showmanship- **Burns Pavilion**
7:45 P.M. Farm City Pro Rodeo begins
9:00 P.M. ELI YOUNG BAND | Wildhorse Resort & Casino Main Stage

SATURDAY, AUGUST 15th Wildhorse Resort & Casino Day | Free Children's Admission (ages 10 & Under) Sponsored by: Roger's Toyota of Hermiston

8:00 A.M. 4-H/FFA Awards Program – **Burns Pavilion**
9:00 A.M. Rascal Rodeo-**EOTEC Arena** (East of Vendor area)-Participants use main fair entrance
10:00 A.M. Umatilla County Fair Main gates open to the public
10:00 A.M. 4-H/FFA Youth Livestock Auction- **Burns Pavilion**
11:00 A.M. Cutest Baby Contest - **Les Schwab Stage** (www.gohermiston.com)
12:00 P.M.-Close Carnival Opens- Davis Shows NW
2:00 P.M. Walchli Watermelon Seed Spitting Contest- **Les Schwab Stage**
2:00 P.M. – 4:00 P.M. Open Class Premium Pay-outs -**UCF BOX OFFICE WINDOW**
7:45 P.M. Farm City Pro Rodeo begins
7:00 PM Latino Night Concerts begin! | Wildhorse Resort & Casino Main Stage

SUNDAY, AUGUST 16th FAIRGROUNDS CLOSSES AT 12:00 NOON. NO ACCESS AFTER 12:00 P.M.

7:00 A.M.- 10:00 A.M. Livestock Exhibits Released
8:00 A.M.- 11:00 A.M. 4-H Exhibits Released- **EOTEC**
8:00 A.M.- 12 Noon **STATIC EXHIBITS MUST BE PICKED UP FROM THE EVENT CENTER**

2026 UMATILLA COUNTY FAIR COURT



PRINCESS

Morgan Harris

Morgan Harris is a freshman at Echo High School with a deep-rooted passion for agriculture and the Umatilla County Fair. Since the age of 5, she has been an active participant in 4-H, moving from Cloverbuds to showing market steers, dairy heifers, and numerous static exhibits. Her dedication to the fair shined in 2024, where she took first place in dairy judging and sent three food items to the State Fair.

A natural leader and athlete, Morgan plays volleyball, basketball, and softball. As a pitcher in softball—a team that recently reached the state all-star tournament—she is responsible for **anchoring the defense and leading her team from the circle**. This spirit of leadership extends to the fair barn, where

she enjoys teaching less experienced youth how to fit their animals for competition.

Morgan is also deeply committed to her community. She serves as a volunteer firefighter with the Echo Fire Department, where she is currently working toward her CPR certification. Looking to the future, Morgan hopes to play collegiate softball while pursuing a degree in the veterinary field or agricultural business so she can return home to work on her family's farm.

By serving on the Fair Court, Morgan is excited to step out of her comfort zone to improve her public speaking and gain a "behind-the-scenes" look at the year-round effort required to host the Umatilla County Fair.



PRINCESS

Dena Loiland

Dena Loiland brings a wealth of competitive experience and leadership to the Umatilla County Fair Court. A dedicated exhibitor since 2018, she has competed in livestock, communications, and home economics projects. Her impressive 2024–2025 season includes being named the Overall Reserve Grand Champion Market Goat at UCF, the 509 Show Circuit Skillathon Champion, and the Oregon State Fair Public Speaking Champion.

Dena's leadership is evidenced by her four years as a Weston-McEwen FFA Chapter Officer and her role as a 509 Ambassador, where she collaborated with her team to fundraise and lead leadership classes. Her commitment to excellence extends to her academics, having maintained a position on the honor roll

since 2018 and being recognized as the 2025 WM FFA Outstanding Junior Student. Additionally, she represents Oregon on the 2025 National 4-H Quiz Bowl and Skillathon teams.

Outside of the show ring, Dena enjoys cooking, being outdoors, and spending time with friends and family. Inspired by the encouragement she received from past Fair Courts and seeing her older sister serve in 2024, Dena is eager to give back to her county. She plans to attend a four-year university to obtain a Veterinary Science degree with the ultimate goal of becoming a licensed veterinarian. As a member of the Fair Court, Dena strives to greet everyone with a smile and provide the same encouragement to others that helped her succeed.



*Visiting Royalty Night
Friday, Aug. 14th*

**Autographs by the Umatilla County Fair Court
and Surrounding Area Royalty
7:30pm-8:30pm @ Wildhorse Concert Area**

**MEET & GREET & AUTOGRAPHS
Umatilla County Fair Court
Aug 12-15th 3:00pm @ Event Center**

2026 UMATILLA COUNTY FAIR CHAPERONE



CHAPERONE *Melissa Belyea*

Raised in the Grass Seed Capital of the world, Melissa grew up working alongside her family at their garden center, which her parents owned and operated for over 30 years. She later married into a rodeo family, competing in barrel racing and team roping with her husband, Jesse, who rode bulls and broncs. Together, they are raising 2 children in the cowboy lifestyle and embracing the western way of life they love - staying involved in Cowboy Church and sharing her love of music by teaching piano.

Melissa serves as the 2026 Fair Court Chaperone, supporting and guiding the Fair Court throughout the season. With a passion for community involvement and youth development, she is dedicated to creating a positive, safe, and memorable experience for each court member and fair participant.

2025 UMATILLA COUNTY FAIR RECOGNITION

2025 Special Fair Board Recognition



Matt & Dawn Sharp

2025 Special Fair Board Recognition



Carson Oil

2025 Umatilla County Fair Court



Keegin Keely, Jaelie Ruiz, & Sarah Sepulveda

2026 GRAND MARSHALS

..... *Marie & Brock Linnell*

2025 Business Partner of the Year

Smitty's Ace Hardware

2025 Volunteers of the Year

Clint & Darcy Sexson

GENERAL RULES as applied to ALL Exhibitors, Participants, Vendors, Staff & Volunteers

Waterfowl will be accepted at the 2026 UCF as of the publishing date of this book; however, this decision is subject to change at any time at the discretion of the State Veterinarian, local veterinarian and/or UCF Directors

The Umatilla County Fair (UCF) is the County's major annual agricultural and industrial exposition and provides educational activities, healthy competition and recognition for the County's youth. The following rules and regulations apply to every exhibitor, vendor and anyone involved with the UCF. Department rules take precedence over General Rules if there may be a conflict.

DISEASE PREVENTION STATEMENT

MICROBES THAT MAY POSE AS A HEALTH RISK FOR INFANTS, YOUNG CHILDREN, SOME ELDERLY AND SOME IMMUNE COMPROMISED INDIVIDUALS CAN BE TRANSFERRED TO HUMANS THROUGH ANIMAL WASTE. UPON ENTERING AREAS WHERE ANIMAL WASTE IS, OR MAY BE PRESENT, PLEASE AVOID HAND TO MOUTH ACTIVITIES. PLEASE WASH HANDS WHEN LEAVING ANIMAL AREAS AND ALWAYS PRIOR TO CONSUMING FOOD.

YOU MAY NOTICE NEW SIGNAGE AND MORE HAND WASHING STATIONS IN AND AROUND THE BARNES.

THESE MEASURES ARE PUT IN PLACE BY THE UCF BOARD OF DIRECTORS FOR YOUR SAFETY AND CONVENIENCE.

1. The Fair Board reserves the right to interpret all Fair rules and regulations and to settle all disputes. Any person (exhibitor, concessionaire, etc.) who does not comply with the rules and regulations may be removed from the Fairgrounds at the discretion of the Fair Board.
2. The Fair Board tries to take reasonable precautions to protect articles on exhibit, but will not be responsible for loss or damage.
3. No roving vendors or solicitation whether acting for profit or non-profit, or on his/her own behalf, shall be permitted on the Fairgrounds.
4. Any fundraisers held on the fairgrounds during the fair are required to be pre-approved by the Fair Board.
5. No person who attends the UCF shall consume or have in his/her possession any controlled substance, or alcoholic beverage, unless the alcoholic beverage is obtained from a dually authorized concessionaire at the Fairgrounds and is consumed lawfully within approved areas.
6. **NO PETS ALLOWED.** Only certified service dogs will be allowed on the fairgrounds and must be on a leash at all times. If your certified service dog is recognized as a nuisance in any way, the UCF Board will notify you and your dog must be removed from the fairgrounds. The UCF Board of Directors also reserves the right to require the owner's removal for any mistreatment of a dog.
7. **USE OF TOBACCO PRODUCTS AND SMOKING/VAPING OF ANY KIND IS PROHIBITED AT THE UCF.**
8. **EXHIBITS AND VENDORS:**
 - a) All 4-H exhibits must be removed between 8:00AM and 11:00AM on Sunday August 16th. Livestock must be removed from 7:00 AM- 10:00 AM.
 - b) All Open class exhibits must be removed by 12:00 NOON on Sunday August 16th. Livestock must be removed from 7:00 AM- 10:00 AM.
 - c) 4-H items left after 11:00AM and Open Class items left after 12:00 NOON on Sunday, will be disposed of. Exhibits shall NOT be removed from the Fair before Sunday.
 - d) **VENDORS** who tear-down BEFORE Sunday, without management approval, will automatically forfeit their deposit.
9. At the discretion of the Fair Board, items deemed offensive or dangerous will not be displayed or permitted on the grounds.
10. Each exhibitor will be responsible for entering their exhibits into the proper Department, Division and Class. Items or exhibits entered incorrectly will not be judged. Please refer to your section of the Exhibitor's Guide for details.
11. Every exhibit must be entered in the name of the owner, maker or grower.
12. The livestock superintendents have the authority to break down and/or combine department classifications in order to best facilitate the show as well as splitting classes for judging due to a large number of entries. When it comes to 4-H/FFA Showmanship classes being altered, superintendent should coordinate with 4-H administration and/or FFA Overall Advisor.
13. Premiums and ribbons are not awarded to all exhibits or entries.
14. No person shall be allowed, under any circumstances, to interfere with the judge or judges during their adjudication. **EXHIBITORS ARE NOT ALLOWED IN EXHIBIT HALLS DURING JUDGING.** The judge's decision shall be final.
15. Each superintendent under the direction of UCF Directors and/or Management, shall have the full charge of their department w/ the exception of 4-H/FFA State Guidelines.
16. Camping will be permitted in designated camping areas only. Camping applications must be pre-approved via online submittal.
17. Failure to follow all rules listed in the Exhibitor's Guide may result in forfeiture of all premiums and/or disqualification.
18. During Fair week and through the official close of Fair, vehicles will only be allowed on the designated areas. Proper parking ticket or hang-tag must be displayed at all times. Vehicles parked or left in unauthorized areas, or who fail to display proper parking credentials will be towed at owner's expense. **There will be NO VEHICLE ACCESS allowed on the fairgrounds to pick up animals or equipment until Sunday, August 16th.**
19. **LIVESTOCK ENTRIES (Open class, 4-H & FFA)**

Inspecting Veterinarian – Hermiston Veterinary Clinic

 - a) All Open Class Livestock entries will be received while pen space is available. Pre-registration is required for all Open Class exhibitors by June 30th.
 - b) 4-H and FFA Exhibitors, please refer to the 4-H and FFA sections of this book for program specific rules.
 - c) Livestock exhibits will be released between 7:00AM and 10:00AM on Sunday, August 16th.
 - d) Registration Requirements: Purebred livestock must be accompanied by a certificate of registration, duly certified by the recognized registry of that particular breed or certified pedigree should be kept available in case the judge should call for them in the show ring.
 - e) **ALL ANIMALS** are subject to inspection by the attending veterinarian upon admission to the Fairgrounds. No animal shall be admitted or allowed to remain on the grounds when exhibiting evidence of infection or contagious disease or any unsightly condition such as warts, ringworm, pinkeye, strangles, contagious ecthyma, scabies, lice, mites, ticks, fleas, etc. Directors and/or Coordinator reserves the right to require health inspection, diagnostic tests, treatment and/or disease control measures or procedures which become necessary in emergencies, at the owner's expense. It will be the veterinarian's decision if there is any question about the health of the animal. Animals NOT passing health inspection by the veterinarian must be **IMMEDIATELY** removed from the grounds.
 - f) All non-market sheep and goats will be required to have a SCRAPIE tag and/or tattoo.
 - g) **OUT OF STATE** livestock or poultry must comply with Oregon interstate requirements as to official health certificates, permits, inoculations and tests. These documents are to be presented to the Fair veterinarians when required.
 - h) Exhibitors must, at all times, keep their stalls or pens and aisles in good, neat condition. Shavings or other suitable bedding will be provided for beef, swine, sheep and goats. If provided bedding is depleted, exhibitors will be required to provide their own Fair Board approved bedding.
 - i) Exhibitors must furnish feed and care for their own livestock. All pens and stalls must be cleaned by 8:00AM and kept clean until 8:00PM each day. All exhibitors

must conduct a final cleanup by 10:00AM on Sunday, August 16th. Pens and stalls must be cleaned of all bedding and the bedding hauled to the appropriate place as designated by the Fair. Premiums will be withheld if this rule is violated.

- j) Except while showing, all livestock will be confined to their pens or stalls, or at the wash rack or fitting areas. Animals are restricted to the barn areas only.
- k) Admission and parking passes will be available at the box office windows and will be required for entry & re-entry on opening day (Wed. of Fair). ADMITTANCE WILL NOT BE ALLOWED WITHOUT THE PROPER PASSES DURING FAIR.
- l) During Fair week and through the official close of Fair, vehicles will only be allowed in designated areas of the fairgrounds and must display a parking pass.
- m) 4-H and FFA Exhibitors are required to continue the care of their market animal through 9:00PM on Saturday night, despite the transfer of ownership that takes place at the time of the sale.
- n) **Breeding cattle, sheep, and goats will be allowed to be removed on Friday afternoon between 3:00PM & 5:00PM. A release form will be available in the livestock office and must be signed by the appropriate superintendent prior to removal. Animals released must be led off the premises for transportation.**

20. UCF ANIMAL WELFARE POLICY

The UCF is committed to upholding the welfare of animals as a primary consideration in all activities, as well as:

- a) Requiring that animals be treated with kindness, respect and compassion
- b) Ensuring that owners, trainers and exhibitors use responsible care in handling, transporting and exhibiting their animals.
- c) Providing for the continuous well-being of animals through proper feeding, disease prevention, sanitation and attention to their safety.
- d) Supporting scientific research to improve the health, safety and well-being of livestock.

21. UCF ANIMAL HEALTH PRODUCT USAGE POLICY

The UCF is committed to the production of safe, wholesale food products. Therefore, livestock will be disqualified if they show any evidence of the use of unapproved animal health products or the improper use of approved animal health products. UCF Directors and/or Management reserves the right to use appropriate tests to detect violations of this policy.

22. UCF UNMANAGEABLE ANIMAL POLICY

An unmanageable animal may be requested to leave the show. Exhibitors of questionable beef and dairy animals will be required to lead their animals to a prescribed distance. The department superintendent, Fair Board member and the respective 4-H staff or FFA advisor will make any control decisions. Any excused animal is disqualified from the show and sale.

23. CAMPGROUND (application deadline July 15th – available **ONLINE ONLY:** www.umatillacountyfair.com)

Camping logistics are subject to change as an attempt to improve each year. The UCF website will have the most up to date information.

- a) UCF Camping Applications are located on the fair website and are submitted and paid for electronically. The application is not a guarantee of acceptance. Preference is given to exhibitors that house their animals a distance greater than 20 miles from the fairgrounds.
- b) Due to limited space, some applicants will be denied or asked to move to dry camping. If a refund is due; Umatilla County will refund to the card charged or issue a refund check to the address on the application.
- c) Final approval of camping applications typically happens the last week of July when all requests have been received and available space has been determined.
- d) Exhibitors may not camp on the grounds unless accompanied by a parent or approved adult chaperone. All units must have an adult present and responsible for the occupants. All camp units are required to remain on the grounds until Sunday morning following fair.
- e) Unless otherwise notified by the Camping Director, Exhibitor Campers may not be placed on the grounds prior to Thursday, Aug. 6th unless prior permission has been granted through the Fair Office. Campers must move in on Aug. 6th & 7th, 2026. Questions may be addressed by emailing fair@umatillacounty.gov or by calling the Fair Office at 541-567-6121.
- f) **ALL CAMPERS, STAFF, VOLUNTEERS, EXHIBITORS AND PARENTS ARE REQUIRED TO SHOW FAIR ENTRY CREDENTIALS (TICKETS OR PASSES) AT ALL GATES WHEN ENTERING OR RE-ENTERING THE FAIRGROUNDS BEGINNING ON TUESDAY OF FAIR WEEK.**
- g) Complete rules are located on the UCF Camping Application.

24. 4-H/FFA RULES (4-H and FFA Set up Day at the fairgrounds is JULY 25TH, 2026)

- a) FFA Chapter Advisor, 4-H Club Volunteer, parent or an official designated chaperone must accompany all livestock exhibitors. Officially designated replacements must be listed in the 4-H and FFA offices. Members not so accompanied will not be allowed to show.
- b) All 4-H entries must be submitted to ShoWorks online by end of day **June 30TH, 2026**.
- c) FFA entries are due by **June 19TH, 2026** entered in ShoWorks. Please see your FFA Advisor to enter. FFA record books are to be handed in to the FFA office at final weigh-in during Fair. All entries must be documented as an official FFA Supervised Occupation Experience Project with an AET Record Book that verifies initiation and management of the entry 60 days prior to the Fair or by date specified in other Fair rules.
- d) No animals will be received or allowed on the grounds after weigh-in to allow proper check-in of animals.
- e) Any exhibitor violating UCF rules or guilty of undesirable conduct may be penalized by forfeiture of all premiums earned at the discretion of the Directors and/or Management.
- f) 4-H and FFA members must abide by the Memorandum of Understanding between the Oregon 4-H and Oregon FFA.
- g) Premium points will be determined by ribbon placing. Points will not be awarded to market classes. Premium point values will be determined after the Fair, based on total points awarded and money allocated for premiums by the Fair.
- h) Each livestock exhibitor is responsible for having their entry in the ring or designated exhibit area, when class is called or exhibit is judged. Entries not in proper place at time of judging will not be allowed to compete.
- i) Members exhibiting livestock are required to make a Showmanship entry for every species in which they have entered livestock. Members who exhibit livestock and small animals are required to show in a showmanship class for both areas.
- j) Market animals shall be used for Showmanship rather than breeding animals, except for rabbits and poultry. Animals shown for Showmanship must have shown in a conformation class in the exhibitor's name and be properly fitted.
- k) The grand champion showman in Beef, Sheep, Swine, Dairy Cattle, Goat and Horse Showmanship divisions will compete for the Master Showmanship award. If a member wins grand champion in more than one division, the member must choose one division in which to participate. The reserve champion winner will represent the division relinquished by the grand champion winner. There must be at least 5 exhibitors in 3 classes of a division to have a master showmanship representative.
- l) The exhibitor must perform all care and fitting of animals. Involvement of adults must be limited to advising. Fitting and blocking is to be done in the designated fitting area only. Blocking and clipping stands are to be labeled with name of each member, chapter or club.
- m) To be eligible for livestock association special awards, exhibitors must meet the requirements as stated for the award.
- n) When classes are split, only one livestock association special award will be made. The judges must determine and indicate who is to receive the award.
- o) Neck ropes are required for all beef and dairy cattle.
- p) Animals entered in the Fair must be made available for use in the Meat Animal and Dairy Cattle Judging Contest, unless excused by the Superintendent.

- q) The use of talcum powder, oil or other artificial coating will not be allowed in fitting and showing animals in any of the swine classes. Artificial coloring or any artificial means of removing or correcting physical defects of conformation in exhibition animals such as lifting or fitting under skin is prohibited and will be considered as fraud or deception. All animals showing evidence of such treatment will be barred from exhibition at the Fair. If any animal is found by the official Fair Veterinarian to have been tampered with as previously described, it shall be disqualified from competition. All prize money that has been won at the Fair by the exhibitor on any animal or animals so disqualified will be forfeited. The finding of the Fair Veterinarian as to whether or not any animal has been improperly tampered with shall be final and conclusive. Determining whether artificial coloring has been used will be at the discretion of the Superintendent and the judges. The Fair will not be responsible for the consequences, direct or indirect, of any animal or exhibitor being so disqualified or barred from showing.
- r) Beef, sheep, goats and dairy cattle must be kept in designated areas or in their stalls or pens prior to entering the ring to be judged.

25. OFFICIAL DRESS SHOULD BE WORN AT THE AWARDS PROGRAM

- a) Pictures are taken of award winners that are sent to donors and newspapers. Members should be seen in something other than street clothes.
- b) DRESS RIGHT - When you look your best, you do your best!

26. UMATILLA COUNTY FAIR YOUTH LIVESTOCK AUCTION Superintendent-Marie Linnell

- a) Animals entered in market classes must have Country of Origin Labeling (COOL) affidavit, and a health record signed by the exhibitor. Market animals will NOT be allowed across the scales at Fair without these documents in place.
- b) All livestock must be owned and in possession of the 4-H or FFA member by the dates listed on the table below. Rabbits and Poultry must be banded and tattooed by May 16, 2026 A mandatory pre-show tagging (weighing is optional) of market steers, hogs, lambs and goats is required. Each exhibitor will be allowed to tag a maximum of 2 animals per species. A visual tag will be used on all four species with an EID tag being used on steers only. All tags will be paid for by the UCF.
- c) Steers that are age and source verified that already are tagged with an EID tag will be required to attend the mandatory weigh-in to receive a visual tag. All exhibitors wishing to participate in the AIBAA/Steer of Merit Award must have weighed their steers on March 14, 2026.

Species	Date	Location	Time
Steers	March 14, 2026	Hermiston - EOTEC	8 a.m.- 10 a.m.
	March 14, 2026	Milton-Freewater - MF Jr. Show Grounds	8 a.m.-until done
	March 14, 2026	Pendleton - BMCC	8 a.m. - 9 a.m.
Lambs, Goats, Hogs	June 6, 2026	Pendleton - Round-Up Pavilion	7 a.m.-8 a.m.
	June 6, 2026	Milton-Freewater - MF Jr. Show Grounds	8 a.m.-until done
	June 7, 2026	Athena - Weston McEwen Land Lab	6 a.m.-until done
	June 6, 2026	Hermiston-EOTEC	7 a.m.- 11 a.m.

- d) To be eligible for the auction, exhibitors MUST bring their livestock to one of the designated weigh-in locations (shown above) at the designated time to be officially tagged. All animals must be castrated by the possession date.
- e) If exhibitor suffers a loss of a market animal or if animal is deemed unusable by the assigned Fair Board livestock liaison, Youth Livestock Sale Superintendent, Umatilla County 4-H Faculty/Staff or Overall FFA Advisor, after pre-show weigh-in and wants to replace it, the exhibitor must notify the Umatilla County 4-H Extension Office (541- 278-5404) or their FFA advisor within 48 hours of the loss. Any replacement animals will require Fair Board approval. **No replacements within 30 days of fair.**
- f) Sale animals must meet the following **weight specifications** as they cross the scale at Fair: Steers - 1150 lb. minimum @ show, Swine - 240 to 300 lb. @ show, Lambs - 110 lb. minimum @ show, Goats - 70 to 100 lb. @ show, Fryer Rabbits - 4 to 5½ lb., not over 80 days of age; Roaster Rabbits 5½ to 7½ lb., 81-100 days of age; Fryer Poultry - 4 to 6 lb., under 8 weeks of age, Roaster Poultry - 6+ lb., 8 to 16 weeks of age; Turkeys - 20 lb. minimum, must be this year's hatch.
- g) Market hogs must not be shaved and must be shown with no less than ½" of hair.
- h) All animals, with the exception of steers, must be under 1 year of age at the time of sale. Market lambs exhibiting their yearling teeth, will not be allowed to sell.
- i) All animals are to arrive at the Fairgrounds on Monday, August 10: Scale hours will be 7 a.m. to 12 p.m. (noon) and 5 p.m. to 8 p.m. The livestock gate and scales will be closed and no animals will be received from 12 noon to 5 p.m. All market animals will be weighed upon arrival, on a first come first serve basis. All animals must remain loaded until their turn at the scale. No animals will be weighed wet or wearing blankets. All animals must be cleaned prior to arrival. Dirty animals will not be weighed. Ear tags must be clean and readable. All lambs must be slickshorn prior to weigh-in. Any animal not meeting the weight requirements may be immediately reweighed ONE TIME after rebalancing the scale.
- j) Each exhibitor is eligible to sell one lot of market animals. If an exhibitor exhibits more than one species of market animal, only one species may be sold at the Youth Livestock Auction. The exhibitor must choose which species sells at the auction before 9:00AM Thursday of Fair week.
- k) Members must have a stall card for their market animal with ear tag number and current weight displayed.
- l) Any discount taken or premium paid by the resale packers will be passed on to the exhibitors.
- m) Each member must personally show their sale animal in the appropriate MARKET & SHOWMANSHIP classes, must participate in a LIVESTOCK JUDGING CONTEST and sell in the SALE RING. In cases where requirements cannot be met due to scheduling conflicts between two Fair events (and not conflicts with non-Fair events), the exhibitor must receive pre-approval from the species superintendent, the livestock sale superintendent and a Fair Board member.
- n) Sale weight on Beef, Swine, Sheep and Goats will reflect a 3% shrink off of scale weight. All sale lots will be charged a **4%** commission.
- o) All exhibitors will care for their market animals through 9:00 PM Saturday night.
- p) Transfer of ownership takes place at the time of sale. If an animal for custom kill is condemned in the slaughter process, the final buyer will have the option of accepting the floor price of the animal. The 4-H or FFA seller will assume the loss.
- q) The UCF Youth Livestock Auction is a terminal sale. All livestock consigned to the sale must go to slaughter as directed by the Sale Committee. The Sale Committee will cooperate with buyer to arrange for the disposition of all livestock. Every effort will be made to make arrangements that are convenient for the buyer.

29. SALE ORDER:

- a) Species order: Lambs-Goats-Beef-Hogs. Rabbits and Poultry will be between other species.
- b) Classes will be grouped into three (3) categories based on weight: light, middle and heavy. The first-place blue ribbon animals from each class will return for the division championship for their respective weight category. The remaining first place blue animals and the second-place blue animal from the Champion's class will be considered for Reserve Champion. The judge will place all animals in the division drive.
- c) Selection of Grand and Reserve Grand Champions will be held Wednesday evening. The Grand Champion Drive will consist of the three (3) Division Champions. Once the Grand Champion has been selected the Reserve from that division will be considered for Reserve Grand Champion. After the Grand Champion and Reserve Grand are chosen, the judge will place in order the remaining division winners so that the entire Championship class is placed in order from top to bottom.
- d) The Grand Championship class sells first by the order previously mentioned in b (above). The remaining blue-ribbon animals will sell in class order determined by the Championship class. Once the rotation is established, it will be followed until all blue-ribbon animals are placed in order. Red and White ribbon animals will follow the same rotation.

30. THANK YOU NOTES TO BUYERS:

- a) 4-H and FFA youth participating in the Youth Livestock Auction will be required to write "Thank-You" notes to the buyer(s) of their animal as well as to any additional

supporters who “added on” to the sale of their animal. **Exhibitors must write the notes themselves unless they have a health condition that prevents their ability to do so.**

- b) A letter will be mailed to each exhibitor one week after fair, showing names and addresses of buyer(s), add-on supporters and a bump amount (if any). **PLEASE READ THE LETTER IN ITS ENTIRETY.** Many checks have been delayed from not reading the information contained in the letter because **some buyers or donors may add-on to your animal after the sale without your knowledge. So please wait until you receive our list of buyers.**
- c) Blank Thank you notes WILL NOT be available OR turned in at the sale.
- d) **Photos of addressed & stamped envelopes AND photos of the inside of the cards** can be sent to the fair by emailing ucflivestock@gmail.com with the subject “2026 Thank You Card for (exhibitor name)”. Pictures need to include each individual thank you note and names of addressees must be visible to ensure all buyers have been completed. Any unapproved notes will need to be resubmitted. Buyer gifts and/or Thank You notes given to buyers at the sale are permitted, but **exhibitors are STILL required** to submit thank you note photos. (Many times, the person at the auction is not the actual business owner and there are donations that you may be unaware of). **YOU WILL NOT RECEIVE YOUR PREMIUM CHECK IF THESE PHOTOS HAVE NOT BEEN RECEIVED.**
- e) The Fair Office will keep track of completed Thank You notes. **Thank You note photos MUST be received by Friday, Sept. 11th, 2026.**
- f) Checks will NOT be mailed to exhibitors until pictures of the Thank You notes have been received by the Fair Office.
- g) 4-H clubs and FFA chapters are highly encouraged to send a group “Thank You” (one card from group) to each businesses or individuals who contributed to the **BUMP program** (this is not the same as “add-on” buyers). A list of Bump supporters will be sent to the Pendleton 4-H Extension office and to the Overall FFA Advisor 1 week after fair. Leaders and Advisors are to request the list from them.

31. The UCF Livestock Auction fully supports the following: National Beef Check-Off, National Pork Board and American Lamb Board. Assessments will be collected and remitted to the appropriate program as required on all sale animals.



DEPARTMENT: LIVESTOCK – BEEF

Superintendent: Clint Sexson

Open Class Entries Judged: Friday, August 14th after 4-H/FFA

RULES:

1. Read all General Rules and Regulations.
2. The exhibitor must own all animals.
3. Bulls must have a nose ring when led outside the stall area.
4. No more than two animals per class, per exhibitor.
5. All breeding animals 1 year of age or over, must have sexes represented.
6. All animals must be fitted prior to arrival on Fairgrounds

PREMIUMS	1ST	\$20
	2ND	\$15
	3RD	\$10

DIVISIONS FOR BEEF:

Choose division for each entry:

Angus	Polled Hereford
Brahma	Red Angus
Charolais	Shorthorn
Hereford	Simmental
Limousine	Other Breeds

Classes:

- 01 Jr. Heifer Calf, Under 6 Months
- 02 Jr. Heifer Calf, Jan. 1 & Feb. 28 current year
- 03 Late Sr. Heifer Calf, Nov. 1 & Dec. 31 last year
- 04 Early Sr. Heifer Calf, Sept. 1 & Oct. 31 last year
- 05 Late Summer Yearling Heifer, July 1 & Aug. 31, last year.
- 06 Early Summer Yearling, May 1 & June 31, last year.
- 07 April Jr. Yearling Heifer, April 1 & April 30, last year.
- 08 March Jr. Yearling Heifer, March 1 & March 31, last year.
- 09 Early Jr. Yearling Heifer, Jan. 1 & Feb. 28, last year.
- 10 Sr. Yearling Heifer, 18-23 months.
- 11 Cow and Calf
- 12 Jr. Bull Calf, under 6 months.
- 13 Jr. Bull Calf, calved Jan. 1 & Feb. 28, current year.
- 14 Late Jr. Bull Calf, Nov. 1 & Dec. 31, last year.
- 15 Early Sr. Calf, Sept. 1 & Oct. 31, last year.
- 16 Late Summer Yearling Bull, July 1 & Aug. 31, last year.
- 17 Early Summer Yearling Bull, May 1 & June 30, last year.
- 18 April Jr. Yearling Bull, April 1 & April 30, last year
- 19 March Jr. Yearling Bull, March 1 & March 31, last year.
- 20 Early Jr. Yearling Bull, Jan. 1 & Feb. 28, last year.
- 21 Sr. Yearling Bull, 18-23 months.
- 22 Summer Sr. Yearling Bull, 2 years.
- 23 Two-Year-Old Bull.
- 24 Get of Sire: four animals by one sire, both sexes are represented.
- 25 Jr. Get of Sire: three animals by one sire, both stall area.
- 26 Pair of calves: one senior or junior bull calf, one senior or junior heifer calf.
- 27 Produce of dam: two animals, any sex, produced by one cow, bred and owned by exhibitor.

DEPARTMENT: LIVESTOCK – DAIRY CATTLE

Superintendent: Staci Loiland

Open Class Entries Judged: Fri., August 14th after 4-H/FFA

RULES:

1. Read all General Rules and Regulations.
2. The exhibitor must own all animals.
3. Bulls must have a nose ring when led outside the stall area.
4. No more than two entries per class, per exhibitor.
5. Superintendent may combine classes with less than five animals in a class.
6. Animals over one year of age must be dehorned.
7. Junior Yearling or younger heifers that have freshened are

barred from showing at the Fair. Any female older than senior yearling that has not freshened will not be shown.

8. Must have freshened in the last 12 months and cows over the age of 32 months must have produced a calf carried to maturity. Non-lactating cows must be bred.

PREMIUMS	1ST	\$20
	2ND	\$15
	3RD	\$10

DIVISIONS FOR DAIRY CATTLE:

Choose division for each entry:

Ayrshire	Holstein
Brown Swiss	Jersey
Guernsey	Milking Shorthorn

Classes:

- 01 Bull, under 6 months
- 02 Bull, born July 1-Dec. 31, last year
- 03 Bull, 18-23 months
- 04 Bull, 2 years and older
- 05 Heifer, born after January 1, current year.
- 06 Heifer, born July 1 to Dec. 31, last year.
- 07 Heifer, 18-23 months.
- 08 Cows, two years.
- 09 Cows, three years.
- 10 Cow, four years.
- 11 Cows five years.
- 12 Jr. Best 3 females - under two years.
- 13 Sr. Best 3 females - over two years.
- 14 Produce of dam -2 animals, either sex, the produce of one cow.
- 15 Dam and daughter
- 16 Exhibitor's herd - two females over two years of age.

DEPARTMENT: LIVESTOCK – SHEEP

Superintendent: Hunter Blake

Open Class Entries Judged: Friday, August 14th after 4-H/FFA

RULES:

1. Read all General Rules and Regulations.
2. The exhibitor must own all animals.
3. No more than two (2) entries per exhibitor.
4. Yearlings must not have cut their two-year teeth.
5. Lambs must not have cut their yearling teeth.
6. Only one entry per breeder is allowed.
7. All sheep exhibited must be registered with appropriate breed registry. If animals do not have a breed registry, then they must be shown in the non-registered category.

Exception: Natural Colored Sheep

8. Breed association certificates must be available for superintendent inspection. Breed association ear tags must be in place upon arrival at Fair.

Exception: Natural Colored Sheep

9. Youth (3rd grade and younger) are encouraged to enter Pee Wee Showmanship on Friday.
10. All sheep will be required to have a Scrapie tag and/or tattoo.
11. The same lamb cannot be shown in Open Class and 4-H/FFA Classes.

PREMIUMS	1ST	\$13
	2ND	\$10
	3RD	\$8

DIVISIONS FOR SHEEP:

Choose division for each entry:

Cheviot	Rambouillet
Columbia	Romney
	Suffolk
Corriedale	Texel
Dorset	Non-Registered Breeds
Hampshire	Other Registered Breeds

Classes:

- 01 Spring Ewe Lamb, under 6 months
- 02 Fall Ewe Lamb, 6- 12 months
- 03 Pair of ewe lambs
- 04 Yearling Ewe, 12-24 months
- 05 Pair of yearling ewes
- 06 Spring Ram Lamb, under 6 months.
- 07 Fall Ram Lamb, 6-12 months
- 08 Pair of ram lambs
- 09 Yearling ram, 12-24 months
- 10 Pair of yearling rams
- 11 Flock - 1 ram, 2 ewe lambs, 2 yearling ewes.
- 12 Young flock - 1 ram lamb, 2 ewe lambs.
- 13 Get-of-sire - 4 animals, either sex from the same sire.
- 14 Best Pair - 1 ram, 1 ewe.

DEPARTMENT: LIVESTOCK – SHEEP
INTERBREED COMPETITION

Superintendent: Hunter Blake

(Does not include Non-Registered)

NATURAL COLORED CLASS

All animals may compete for Champion and Reserve Champion placing with that breed.

DIVISIONS FOR SHEEP INTERBREED:

Choose division for each entry:

- | | |
|---------------------------|--------------------------------|
| Jacob – Natural Colored | Romanov – Natural Colored |
| Karakul – Natural Colored | Shetland – Natural Colored |
| Navaho – Natural Colored | Other Breeds – Natural Colored |

Classes:

- 01 Junior Ewe Lamb, under 6 months
- 02 Senior Ewe Lamb, 6 to 12 months
- 03 Pair Ewe Lambs
- 04 Yearling Ewe, 12-24 months
- 05 Junior Ram Lamb, under 6 months.
- 06 Senior Ram Lamb, 6 to 12 months.
- 07 Pair Ram Lambs.
- 08 Yearling Ram Lamb, 12-24 months.
- 09 Get of Sire four animals under two years of age, both sexes represented, all by the same sire.
- 10 Wether Lamb
- 11 Wether Yearling
- 12 Wether 2 year old
- 13 Wether 3 year old
- 14 Wether Aged
- 15 Flock-one Ram less than two years, 2 yearling ewes, and 2 ewe lambs.
- 16 Best Pair-both sexes represented

DEPARTMENT: LIVESTOCK – WOOL & FLEECE

Superintendent: Hunter Blake

Open Class Entries Judged: Friday, August 14th after 4-H/FFA

RULES:

1. Read all General Rules and Regulations.
2. The exhibitor is limited to two fleeces per class.
3. Fleece must be shorn in current year and from animals.
4. Fleece must be tied with paper twine.
5. Fleece must be clean and properly skirted for competition.

DIVISION: WOOL & FLEECE

Classes:

- 01 Five and a half-60's, 70's, 80's (*Merino, Tracheae, Rambouillet, etc.*)
- 02 Three - eighths - 55's to 58's (*Columbia, Corriedale*)
- 03 Quarter - 50's to 54's (*most meat breeds, Suffolk, Dorset, etc.*)
- 04 Low Blood - 40's to 48's (*Romney, Coarse Crossbreeds, etc.*)
- 05 Braid - 44's and coarser (*Lincoln, Cotswald, etc.*)
- 06 Color - black, gray or brown, anything not white
- 07 Other-Wool & Fleece

DEPARTMENT: LIVESTOCK – GOATS

Superintendent: Shelley Murstig

Open Class Entries Judged:

Wednesday, August 12th after 4-H/FFA

RULES:

1. Read all General Rules and Regulations.
2. No more than 20 goats per exhibitor.
3. The base date is the date the animals are to be judged.
4. A registration or recordation certificate may be required for animals of any age if the show so chooses.
5. Health papers are required for out of state animals.
6. Visible abscesses, ringworm, or sore eyes are not allowed.
7. Animals are required to be fit for show before unloading. Udder clipping is allowed. Animals must be tattooed before entering the show. All goats will be required to have a Scrapie tag and/or tattoo.
8. Horns allowed. Behavioral or safety issues could result in mandatory capping, removal of animal and/or disqualification.

PREMIUMS	1ST	\$13
	2ND	\$10
	3RD	\$8

DIVISION: DAIRY GOAT

(to be shown with a full udder)

CLASS PREFIX FOR DAIRY GOATS:

Choose prefix for each entry:

- | | |
|--------------------|-----------------------|
| (1) Alpine | (6) Saanen |
| (2) La Mancha | (7) Sable |
| (3) Nigerian Dwarf | (8) Toggenburg |
| (4) Nubian | (9) Other Pure Breeds |
| (5) Oberhasli | (10) Crossbreeds |

Classes:

- 01 Junior Doe Kid, April 1 to June 30, 2026
- 02 Intermediate Doe Kid, March 1 to March 31, 2026
- 03 Senior Doe Kid, Jan. 1 to February 29, 2026
- 04 Dry Yearling Doe, born in 2025
- 05 Milking Yearling Doe, born in 2025
- 06 Mature Two Year Old Doe, born in 2024
- 07 Mature Doe, three years and under five years, born in 2022 or 2023
- 08 Mature Doe, five years and under seven years, born in 2020 or 2021
- 09 Aged Doe, seven years and older, born in 2019 or earlier
- 10 Mature Doe with production records, born before Jan. 1, 2024. Dow to be shown with completed records from last lactation.
- 11 Dam & Daughter, doe and one offspring owned by same exhibitor.
- 12 Herd, three female dairy goats owned by the same exhibitor
- 13 Udder Class, must have been shown in another class, must be in milk and milked the night prior

DIVISION: FIBER GOAT

CLASS PREFIX FOR FIBER GOATS:

Choose prefix for each entry:

- (1) Angora (4) Other Breeds
(2) Cashmere
(3) Pygora

Classes:

- 01 Junior Wethers under 12 months of age
 02 Yearling Wethers: 12-24 months of age
 03 Aged Wethers: Over 2 years of age
 04 Junior Doe Kid: born after Feb 28, 2026
 05 Junior Doe Kid: 6-12 months of age
 06 Yearling Doe: 12-24 months of age
 07 Aged Doe: Over 2 years of age
 08 Dam and Produce, doe and one daughter, owned by same exhibitor
 09 Herd, three animals owned by the same exhibitor
Animals must have been shown in one of the above classes. May be three does or two does and a wether.
 10 Pair of Doe Kids, bred and owned by the exhibitor; under 1 year of age

DIVISION: MEAT GOAT

CLASS PREFIX FOR MEAT GOATS:

Choose prefix for each entry:

- (1) Meat Goat Commercial (Does)
(2) Meat Goat Registered Percentages
(3) Meat Goat Registered Full-bloods

Classes:

- 01 Junior Doe: 0-3 months of age
 02 Junior Doe: 3-6 months of age
 03 Junior Doe: 6-9 months of age
 04 Junior Doe: 9-12 months of age
 05 Yearling Doe: 12-16 months of age
 06 Yearling Doe: 16-20 months of age
 07 Yearling Doe: 20-24 months of age
 08 Senior Doe: 24-36 months of age
 09 Senior Doe: Older than 36 months of age
 10 Mature doe with Production Records. Doe to be shown with completed records from last kidding.
 11 Dam and Daughter, doe and one offspring owned by the same exhibitor
 12 Herd, three female meat goats owned by the same exhibitor

DIVISION: PYGMY GOATS

Standard livestock pens will be provided for Pygmy Goats. It is recommended that exhibitors provide liners to reduce opening size if bringing small kids.

No Prefix needed for this division.

Classes:

- 01 Junior Doe Kid: March 2 – June 1, 2026
02 Junior Doe Kid: Dec 2, 2024 to March 1, 2026
03 Junior Doe Kid: Sept 2, to Dec 1, 2025
04 Junior Doe (not in milk) Sept 2, 2023 to Sept 1, 2025
05 Senior Doe (in milk) Sept 2, 2023 to Sept 2024 (does that have freshened at least once, not necessarily in milk at show time)
06 Senior 2-Year-Old Doe: Sept 2, 2023 to Sept 1, 2024
07 Senior 3-Year-Old Doe: Sept 1, 2022 to Sept 1, 2023
08 Senior 4- and 5-Year-Old Doe: Sept 1, 2020 to Sept 1, 2022
09 Senior Over 5-Year-Old Doe: prior to Sept 2, 2020
10 Junior Wether up to 6 months, born by June 1, 2026
11 Junior Wether, 6 months to 1 year
12 Senior Yearling Wether
13 Senior 2- & 3-Year-Old Wether
14 Senior 4-Year-Old and over Wether

- 15 Goat Dam and Produce, doe and one daughter, owned by same exhibitor
16 Herd, three female pygmy goats owned by the same exhibitor

DEPARTMENT: LIVESTOCK – SMALL ANIMALS

(POULTRY, BIRDS, FOWL, RABBITS & CAVIES)

Superintendent: Melody Humphrey

Open Class Entries Judged: Wed., August 12th, after 4-H/FFA

RULES:

1. Read all General Rules and Regulations.
2. Exhibitors are allowed 2 entries per class.
3. Exhibitors must provide their own water and feed dishes. No plastic or paper containers. Feed and water dishes must be securely attached to cages and should be cleaned daily.
4. Exhibitor is responsible for feeding and water every day. Water must be in front of animals at all times.
5. Stall cards must be complete and displayed properly.
6. Cages, supports, and underneath cages are to be cleaned daily.
7. No visible sales advertisements allowed.
8. Sections 3 & 4 exhibitors must supply own cages.
9. Final Cleanup: Cages and surrounding area is the responsibility of the exhibitor, and must be kept clean throughout the week and thoroughly cleaned at checkout or premium money will be withheld.
10. All animals shall be removed by Sunday, 12:00 NOON.

PREMIUMS	1 ST	\$3
	2 ND	\$2
	3 RD	\$1

DIVISION: POULTRY-CHICKEN

Definitions:

American: Plymouth Rocks, Wyandottes, Delawares, Rhode Island Reds, Rhode Island Whites, New Hampshires, Javas, Dominiques, Jersey Giants, Chanticleers, Lamonas and Buckeye Hollands.

Asiatic: Brahmas, Cochins and Langshans.

English: Ossprington, Cornish, Sussex, Australorps, Dorkings and Redcaps.

Mediterranean: Leghorns, Minocras, Spanish, Andalusians, Anconas, Buttercups and Catalanas.

Continental: Hamburg's, Houdans, Crevecours, Lafleche, Faverolles, Frizzle, Old English Games, Modern Games and Polis.

Other Breeds (last class-see below)

*CLASS PREFIX REQUIRED for POULTRY-CHICKENS:

- (11) Cock-Male bird, over 1 year
(22) Cockerel-Male bird under 1 year
(33) Hen-Female bird over 1 year
(44) Pullet-Female bird under 1 year

(Must use prefix 11, 22, 33 or 44 – see dept. rules)

Classes:

- 01 American
 02 Asiatic
 03 English
 04 Mediterranean
 05 Continental
 06 Other Breed

DIVISION: POULTRY-BANTAMS

Definitions:

Single-Comb Clean Legged: Plymouth Rocks, Leghorns, Minorcas, Kalamese, Rhode Island Reds, New Hampshire, Andalusions, Anconas, Orpingtons, Susses, Frizzles, Lakenvelders and Australorps

Rose-Comb Clean Legged: Sebrights, Rose Combs, Wyandottes, Leghorns, Hamburgs, Belgians and Rhode Island Reds.

Feather Legged: Cochins, Brahmas, Faverolles, Frizzles, Langshans, D'Uccle and Silkies

Other Breeds (last class-see below)

***CLASS PREFIX REQUIRED for POULTRY-BANTAMS:**

- (11) **Cock**-Male bird, over 1 year
- (22) **CockereI**-Male bird under 1 year
- (33) **Hen**-Female bird over 1 year
- (44) **Pullet**-Female bird under 1 year
- (Must use prefix 11, 22, 33 or 44 – see dept. rules)

Classes:

- 01 Single-Comb Clean Legged
- 02 Rose-Comb Clean Legged
- 03 Feather Legged
- 04 Other Breeds

DIVISION: OTHER BIRDS-GAME AND TURKEY

***CLASS PREFIX REQUIRED for GAME AND TURKEY:**

- (11) **Old Male**-over 1 year
- (22) **Young Male**-under 1 year
- (33) **Old Female**- over 1 year
- (44) **Young Female**- under 1 year
- (Must use prefix 11, 22, 33 or 44 – see dept. rules)

Classes:

- 01 Game Birds
- 02 Turkeys

DIVISION: OTHER BIRDS-DUCKS

***CLASS PREFIX REQUIRED for DUCKS:**

- (11) **Old Male**-over 1 year
- (22) **Young Male**-under 1 year
- (33) **Old Female**- over 1 year
- (44) **Young Female**- under 1 year
- (Must use prefix 11, 22, 33 or 44 – see dept. rules)

Classes:

- 01 Heavy- Pekin, Alyesbury, Rouen and Muscovy
- 02 Medium- Cayuga, Crested, Swedish, Buff
- 03 Light- Runner, Campbell, Magpie
- 04 Bantam- Call, East India, Mallard-Crossbreds

DIVISION: OTHER BIRDS-GEESE

***CLASS PREFIX REQUIRED for GEESE:**

- (11) **Old Male**-over 1 year
- (22) **Young Male**-under 1 year
- (33) **Old Female**- over 1 year
- (44) **Young Female**- under 1 year
- (Must use prefix 11, 22, 33 or 44 – see dept. rules)

Classes:

- 01 Heavy- Toulouse, Embden and African
- 02 Medium- Sebastopol, Pilgrim, American Buff, Saddleback and Pomeranian
- 03 Light- Chinese, Tufted Roman, Canada, Egyptian Crossbred

DIVISION: OTHER BIRDS-PIGEONS

***CLASS PREFIX REQUIRED for PIGEONS:**

- (11) **Old Male**-over 1 year
- (22) **Young Male**-under 1 year
- (33) **Old Female**- over 1 year
- (44) **Young Female**- under 1 year
- (Must use prefix 11, 22, 33 or 44 – see dept. rules)

Classes:

- 01 Homer
- 02 Performing
- 03 Fancy
- 04 Utility
- 05 Doves

DIVISION: RABBITS – HEAVYWEIGHTS

***CLASS PREFIX REQUIRED for RABBITS-HEAVYWEIGHTS:**

- (11) **Pre-Junior Doe**-up to 3 months old.
- (22) **Junior Doe**-3 to 6 months old.
- (33) **Intermediate-Doe**-6 to 8 months old.
- (44) **Senior Doe**-over 8 months old.
- (55) **Pre-Junior Buck**-up to 3 months old.
- (66) **Junior Buck**-3 to 6 months old.
- (77) **Intermediate Buck**-6 to 8 months old.
- (88) **Senior Buck**-over 8 months old.
- (Must use prefix 11, 22, 33, 44, 55, 66, 77 or 88 – see dept. rules)

Classes:

- 01 American
- 02 American Sable
- 03 Angora (Giant)
- 04 Beveren
- 05 Californian
- 06 Champagne
- 07 Checkered Giant
- 08 Chinchilla (American)
- 09 Chinchilla (Giant)
- 10 Cinnamon
- 11 Crème D'Argent
- 12 Flemish Giant
- 13 Hotot
- 14 Lop (English)
- 15 Lop (French)
- 16 New Zealand
- 17 Palomino
- 18 Silver Fox
- 19 Crossbred

DIVISION: RABBITS – LIGHTWEIGHTS

***CLASS PREFIX REQUIRED for RABBITS-LIGHTWEIGHTS:**

- (11) **Pre-Junior Doe**-up to 3 months old.
- (22) **Junior Doe**-3 to 6 months old.
- (33) **Intermediate-Doe**-6 to 8 months old.
- (44) **Senior Doe**-over 8 months old.
- (55) **Pre-Junior Buck**-up to 3 months old.
- (66) **Junior Buck**-3 to 6 months old.
- (77) **Intermediate Buck**-6 to 8 months old.
- (88) **Senior Buck**-over 8 months old.
- (Must use prefix 11, 22, 33, 44, 55, 66, 77 or 88 – see dept. rules)

Classes:

- 01 American Fuzzy Lop
- 02 Angora (English)
- 03 Angora (French)
- 04 Angora (Satin)
- 05 Belgian Hare
- 06 Britania Petite
- 07 Chinchilla (Standard)
- 08 Dutch
- 09 Dwarf
- 10 Dwarf Hotot
- 11 Florida White
- 12 Harlequin
- 13 Havana
- 14 Himalayan
- 15 Jersey Wooley
- 16 Lop (Holland)
- 17 Lop (Mini)
- 18 Mini Rex
- 19 Netherland Dwarf
- 20 Polish
- 21 Rex
- 22 Rhinelander
- 23 Silver

- 24 Silver Marten
- 25 Tan
- 26 Other Lightweight Breeds/Crossbreeds

DIVISION: CAVIES

***CLASS PREFIX REQUIRED for CAVIES:**

- (11) Junior Sow - 12 oz. to 22 oz.
 - (22) Junior Boar - 12 oz. to 22 oz.
 - (33) Intermediate Sow - 23 oz. to 32 oz.
 - (44) Intermediate Boar - 23 oz. to 32 oz.
 - (55) Senior Sow - over 32 oz.
 - (66) Senior Boar - over 32 oz.
- (Must use prefix 11, 22, 33, 44, 55 or 66 – see dept. rules)

Classes:

- 01 Abyssinian
- 02 American
- 03 Satin American
- 04 Peruvian
- 05 Silkies
- 06 Teddy
- 07 Satin Teddy
- 08 Other Breeds

DIVISION: FURRY CRITTERS

(Exhibitors must supply their own cages)

Definitions:

- Young Female-** up to 4 months old
- Junior Female-** to 6 months old
- Old Female-** 6 months old and over
- Young Male-** up to 4 months old
- Junior Male-** 4 to 6 months old
- Old Male-** 6 months old and over

Classes:

- Class: 01** Hamsters-Young Female
- Class: 02** Hamsters-Junior Female
- Class: 03** Hamsters-Old Female
- Class: 04** Hamsters-Young Male
- Class: 05** Hamsters-Junior Male
- Class: 06** Hamsters-Old Male
- Class: 07** Gerbils-Young Female
- Class: 08** Gerbils-Junior Female
- Class: 09** Gerbils-Old Female
- Class: 10** Gerbils-Young Male
- Class: 11** Gerbils-Junior Male
- Class: 12** Gerbils-Old Male
- Class: 13** Rats-Young Female
- Class: 14** Rats-Junior Female
- Class: 15** Rats- Old Female
- Class: 16** Rats-Young Male
- Class: 17** Rats-Junior Male
- Class: 18** Rats-Old Male
- Class: 19** Mice-Young Female
- Class: 20** Mice-Junior Female
- Class: 21** Mice-Old Female
- Class: 22** Mice-Young Male
- Class: 23** Mice-Junior Male
- Class: 24** Mice-Old Male

OPEN CLASS-PEEWEE SHOWMANSHIP

This is a "Fun Contest" for **non-members** of 4-H and FFA.
NO premium money, ribbons only.

RULES

1. Entries close at the beginning of competition
2. Contestants must make arrangements to use an animal.
3. Must have parents / guardian permission.
4. Pee Wee Showmanship will be held after the 4-H or FFA showmanship of that species. See Exhibitors Schedule for each species show times.

DEPARTMENT:HORTICULTURE-
LAND PRODUCE

Superintendent: Jamie Loiland

RULES

1. Limit **1 entry per class** (including "other") unless otherwise specified.
2. Read carefully all general rules and regulations.
3. All exhibits must be from the current Fair year (Aug.-Aug.) and must not have been previously entered in the Umatilla County Fair
4. All exhibits will be disposed of by Superintendent.
5. Material should be show worthy. If disease or insects are detected, entry will be disqualified and immediately removed from the exhibit hall.
6. Exhibitors are responsible for displaying vegetables & fruits on **white paper plates**. No exceptions. UCF will not supply plates.
7. Improperly displayed exhibits will not be accepted.

PREMIUMS	1ST	\$3
	2ND	\$2
	3RD	\$1

***CLASS PREFIX REQUIRED** for all Land Produce divisions **except** for Fruit & Vegetable Zoo:

- (11) Adult-ages 18 and over
- (22) Youth-Ages 17 and under

DIVISION: VEGETABLES

(Must use prefix 11 or 22 – see dept. rules)

Classes:

- 01 Asparagus, 3 stalks
- 02 Beans, 3 pods
- 03 Beets, baby 3 beets, ¾" to 1" diameter
- 04 Beets, 3 beets, 1 ½" to 3" diameter (red, white, or golden. 2" tops)
- 05 Broccoli, 1 head
- 06 Brussel sprouts, 3 brussels cut from stalks
- 07 Cabbage, green, 1-head, do not remove leaves
- 08 Cabbage, red, 1-head, do not remove leaves
- 09 Carrots, 3
- 10 Cauliflower, 1-head, do not remove leaves
- 11 Celery, 1 bunch
- 12 Corn-Yellow, 3 ears yellow – with husks
- 13 Corn-White, 3 ears candy – with husks
- 14 Corn-Multi-colored, 3 ears – with husks
- 15 Corn-Sweet, 3 ears -with husks
- 16 Cucumbers, 3 pickling
- 17 Cucumbers, 3 slicing
- 18 Cucumbers, 3 lemon
- 19 Eggplant, 1
- 20 Garlic, 3 regular
- 21 Garlic, 3 large
- 22 Kale, 3 stalks
- 23 Kohlrabi, 3 white with 2" stem lift
- 24 Kohlrabi, 3 purple with 2" stem lift
- 25 Lettuce (head or leaf), 1 head or bound leaves
- 26 Leeks, 3
- 27 Okra, green or red, 3 pods
- 28 Onions, 3, do not peel
- 29 Peas (in pod), 3
- 30 Peppers, 3
- 31 Potatoes, 3 yellow
- 32 Potatoes, 3 red
- 33 Potatoes, 3 russet
- 34 Potatoes, 3 white
- 35 Pumpkin, 1
- 36 Radishes, 3 roots, any kind, leaves attached
- 37 Rhubarb, 3 stalks, pull, do not trim leaves
- 38 Spinach, 1 bunch
- 39 Squash, 1 acorn

- 40 Squash, 3 butternut
- 41 Squash, 3 crookneck, 4 to 5" long, skin penetrable by thumbnail
- 42 Squash, 3 scallop-patty pan
- 43 Squash, 3 spaghetti
- 44 Squash, 3 straight neck, 12 to 14" long, skin penetrable by thumbnail
- 45 Squash, 1 winter variety
- 46 Squash, 3 young zucchini, 6 to 9" long, skin penetrable by thumbnail
- 47 Swiss chard, 3 stalks with leaves
- 48 Tomato, 3
- 49 Tomato, 3 cherry
- 50 Tomato, 3 green
- 51 Turnip, 3 table size
- 52 Other garden vegetable

DIVISION: MELONS (1 whole)

(Must display 1 whole melon)

(Must use prefix 11 or 22 – see dept. rules)

Classes:

- 01 Cantaloupe
- 02 Honeydew
- 03 Watermelon, commercial
- 04 Watermelon, Seeded
- 05 Watermelon, **Seedless**
- 06 Melon, other

DIVISION: HERBS

(Herbs can be fresh, dried, or pressed)

(Must use prefix 11 or 12 – see dept. rules)

Classes:

- 01 Basil, 1 specimen
- 02 Dill, 1 specimen
- 03 Lavender, 1 specimen
- 04 Lemon Balm, 1 specimen
- 05 Mint, 1 specimen
- 06 Oregano, 1 specimen
- 07 Rosemary, 1 specimen
- 08 Parsley, 1 specimen
- 09 Sage, 1 specimen
- 10 Thyme, 1 specimen
- 11 Variety group, 3
- 12 Herbs, other

DIVISION: GRAINS, FORAGE & SEEDS

(Threshed grains and grass seed must be presented in quart jars to be accepted)

(Must use prefix 11 or 22 – see dept. rules)

Classes:

- 01 Barley
- 02 Peas, dry
- 03 Wheat, club
- 04 Wheat, hard red
- 05 Wheat, soft
- 06 Wheat, Durham
- 07 Oats, white
- 08 Corn, shelled
- 09 Beans, dry
- 10 Other grain
- 11 Bluegrass
- 12 Fescue
- 13 Alfalfa
- 14 Other grass

DIVISION: SHEAVES (Forage & unthreshed grains)


RULES:

Tied, minimum 1.5-inch diameter at the butt; straw full length all forage (except corn and sunflower) to be cut in late bud to early bloom stage. Corn for ensilage, 3 stalks, ears tied in bundle. Sunflowers left intact, entire stem and head brought in.

(Must use prefix 11 or 22 – see dept. rules)

Classes:

- 01 Alfalfa
- 02 Ensilage, corn
- 03 Orchard grass
- 04 Other grass
- 05 Barley, beardless
- 06 Barley
- 07 Oats, sunflowers
- 08 Club wheat
- 09 Common white
- 10 Other sheaves



DIVISION: GARDEN GIANTS

(Must use prefix 11 or 22 – see dept. rules)

Classes:

- 01 Largest squash or pumpkin by weight, min. 1 lb.
- 02 Largest tomato by weight, min 1lb.
- 03 Tallest corn stalk-root intact & in container
- 04 Tallest sunflower-root intact & in container
- 05 Largest sunflower head
- 06 Largest melon
- 07 Longest cucumber, any variety
- 08 Largest onion, by weight, min. 1 lb.
- 09 Largest potato, by weight, min. 1 lb.

DIVISION: FRUIT AND VEGETABLE ZOO

Create a creature from fruit and/or vegetables using only toothpicks for support. **Whole** product only, **NO CUTTING**.

Classes:

- 01 Zoo creature – Age 6 and under.
- 02 Zoo creature – Age 7 to 10.
- 03 Zoo creature – Age 11 to 14

DIVISION: TREE FRUITS

3 per class

Fruits will be judged by the following:

Trueness to variety.....	30
Market readiness.....	25
Uniformity.....	30
Color.....	15
Total.....	100

(Must use prefix 11 or 22 – see dept. rules)

Classes:

- 01 Apples, 3
- 02 Apricots, 3
- 03 Nectarines, 3
- 04 Peaches, 3
- 05 Pears, 3
- 06 Plums, 3
- 07 Other tree fruits – 3 of the same fruit

DIVISION: SMALL FRUITS

(Must use prefix 11 or 22 – see dept. rules)

Classes:

- 01 Cherries, 1 pint basket
- 02 Grapes, Concord, 2 bunches
- 03 Grapes, Table, 2 bunches
- 04 Grapes, Other, 2 bunches
- 05 Raspberries, 1 pint basket
- 06 Strawberries, 1 pint basket
- 07 Other Small Fruit

DIVISION: MARKET EGGS

Exhibitors are required to provide one dozen eggs in a carton. Please note that eggs and cartons will not be returned at the conclusion of the fair.

(Must use prefix 11 or 22 – see dept. rules)

Classes:

- 01 Blue/Green Shelled
- 02 Brown Shelled
- 03 Duck
- 04 Smallest
- 05 White Shelled

DIVISION: HONEY

Entries should be presented in a clear quart jar, labeled as to where it was collected and what kind of field it came from.

(Must use prefix 11 or 22 – see dept. rules)

Classes:

- 01 Honey, extracted white
- 02 Honey, extracted light amber
- 03 Honey, extracted dark amber
- 04 Honey, extracted other

DEPARTMENT: FLORICULTURE

Superintendent: Jamie Loiland

RULES

1. Limit 1 entry per Classes (including "other").
2. If providing your own vases, they must be clear and labeled with exhibitor name on the BOTTOM, otherwise, cut flowers will be transferred to display vases provided by the Fair. Floral Arrangements and Arts & Crafts divisions will not be transferred to Fair vases.
3. All designs must contain some plant material.
4. Permitted in designs are sea fans, coral sponges, bones, and antlers. Not permitted are natural birds' nests, stuffed birds, butterflies, or other insects, birds or animals.
5. Exhibitor may or may not have grown flowers for design.
6. No paint on fresh material. Dried materials may be embellished to enhance beauty of material.
7. All designs must be original.
8. Definitions are as follows:
 - a. Bloom: a single blossom with self-foliage
 - b. Specimen: a single portion of a single plant
 - c. Spike: a stalk carrying one or many stemless or nearly stemless blossoms, without foliage or with minimal foliage
 - d. Spray: a stem with a number of flowers, with foliage
9. Material should be show worth. If disease or insects are detected, entry will be disqualified and immediately removed from the exhibit hall.

PREMIUMS	1ST	\$3
	2ND	\$2
	3RD	\$1

RIBBONS AWARD FOR: Best of Show, Judge's Choice & People's Choice

***CLASS PREFIX REQUIRED** for all FLORICULTURE Divisions **except for** Floral Arrangements and Hay King

(11) Adult-ages 18 and over

(22) Youth-Ages 17 and under

DIVISION: CUT FLOWER COLLECTION

Three or more varieties are permitted in a collection. Please specify the name of each plant. Mechanics may be used to support flowers. Fresh material must be used in same color.

(Must use prefix 11 or 22 – see dept. rules)

Classes:

- 01 Aster
- 02 Chrysanthemums
- 03 Dahlias
- 04 Gladiolas
- 05 Marigolds
- 06 Mixed flowers
- 07 Roses
- 08 Zinnias
- 09 Perennials
- 10 Sunflowers
- 11 Other cut flower collection

DIVISION: ANNUALS

Common or botanical name may be used on each entry tag. Number of blooms allowed will be listed.

(Must use prefix 11 or 22 – see dept. rules)

Classes:

- 01 Aster, 2 blooms
- 02 Calendula, 2 blooms
- 03 Cleome, 1 spike
- 04 Cosmos, 2 blooms
- 05 Larkspur, 3 spikes
- 06 Marigold, 2" and under, 2 blooms
- 07 Marigold, 3" and over, 1 bloom
- 08 Nasturtium, 2 blooms
- 09 Pansy, 2 blooms
- 10 Petunia, single, 1 spray
- 11 Petunia, double, 1 spray
- 12 Salvia, 3 spikes
- 13 Sunflower, 3" and under, 3 specimens
- 14 Sunflower, 4" and over, 1 specimen
- 15 Verbena, 1 spray
- 16 Zinnia, 2" and under, 2 blooms
- 17 Zinnia, 3" and over, 1 bloom
- 18 Other annual

DIVISION: BULBS, TUBERS & CORNS

Disbud Dahlia entries, groom all spikes.

(Must use prefix 11 or 22 – see dept. rules)

Classes:

- 01 Crocosmia-1 Spike
- 02 Dahlia-Pompon, 2" and under, 2 Blooms
- 03 Dahlia-Mini, 3" and under, 2 Blooms
- 04 Dahlia-Decorative, 4"-8", 1 Bloom
- 05 Dahlia-Decorative, 8" and over, 1 Bloom
- 06 Dahlia-Cactus, 1 Bloom
- 07 Dahlia-Waterlily, 1 Bloom
- 08 Gladiolus-Large, Blooms over 2", 1 Spike
- 09 Gladiolus-Mini, Blooms 2" and under, 1 Spike
- 10 Lily-Canna, 1 Spike
- 11 Lily-Oriental, reflex/recurved, 1 Spike
- 12 Lily-Tiger, 1 Spike
- 13 Other Bulbs, Tubers & Corns

DIVISION: PERENNIALS

(Must use prefix 11 or 22 – see dept. rules)

Classes:

- 01 Baby's Breath, 1 stem
- 02 Chrysanthemum, 2" and under, 2 blooms
- 03 Chrysanthemum, 3" and over, 1 bloom
- 04 Coreopsis, 3 specimens
- 05 Daisy, Rudbeckia, 3 specimens
- 06 Daisy, Shasta, 3 specimen
- 07 Daisy, Michaelmas, 3 specimens
- 08 Dianthus, 3 sprays
- 09 Gaillardia, 2 blooms
- 10 Liatris, 1 spike
- 11 Phlox, 1 spray
- 12 Salvia, 3 spikes
- 13 Snapdragon, 3 spikes
- 14 Yarrow, 3 spikes
- 15 Other perennials

DIVISION: ROSES

(Must use prefix 11 or 22 – see dept. rules)

Classes:

- 01 Rose-English, 1 bloom
- 02 Rose-Floribunda, 1 spray
- 03 Rose-Hybrid Tea, 1 bloom
- 04 Rose-Climb, 1 stem
- 05 Rose-Miniature, 1 spray

DIVISION: ARBOREAL-DECIDUOUS

(Must use prefix 11 or 22 – see dept. rule)

Classes:

- 01 Shrub, fruited or berried
- 02 Shrub, flowered
- 03 Shrub, foliage only
- 04 Tree, fruited or berried
- 05 Tree, flowered
- 06 Tree, foliage only
- 07 Vine, fruited or berried
- 08 Vine, flowered
- 09 Vine, foliage only
- 10 Other Arboreal-Deciduous

DIVISION: ARBOREAL-EVERGREEN

(Must use prefix 11 or 22 – see dept. rules)

Classes:

- 01 Tree, fruited or berried.
- 02 Tree, flowered.
- 03 Tree, foliage only.
- 04 Shrub, fruited or berried.
- 05 Shrub, flowered.
- 06 Shrub, foliage only
- 07 Vine, fruited or berried.
- 08 Vine, flowered.
- 09 Vine, foliage only
- 10 Other Arboreal-Evergreen

DIVISION: BLOOMING PLANTS

(Must use prefix 11 or 22 – see dept. rules)

Classes:

- 01 African violet, single
- 02 African violet, double
- 03 Begonia
- 04 Gerbera Daisy
- 05 Geranium
- 06 Impatiens
- 07 Orchid
- 08 Other Blooming Plant

DIVISION: FOLIAGE

(Must use prefix 11 or 22 – see dept. rules)

Classes:

- 01 Coleus, all colors
- 02 Caladium
- 03 Dieffenbachia
- 04 Ferns
- 05 Ivy
- 06 Jade
- 07 Pathos
- 08 Spider
- 09 Other Foliage

DIVISION: MISCELLANEOUS POTTED PLANTS

(Must use prefix 11 or 22 – see dept. rules)

Classes:

- 01 Succulents
- 02 Bonsai
- 03 Dish Garden.
- 04 Hanging Basket
- 05 Patio Pot
- 06 Plant in unusual container
- 07 Other Miscellaneous Potted Plant

DIVISION: CACTUS

(Must use prefix 11 or 22 – see dept. rules)

Classes:

- 01 Blooming
- 02 Non-blooming
- 03 Other cactus

DIVISION: ADULT-FLORAL ARRANGEMENT

Fair Theme "Sew It! Grow It! Show it!" (2026)

RULES

1. Arrangements will be judged on the following:
2. Use of Fair theme, design, color, originality, quality of product. Use your own choice of container, base, baking, etc... No artificial or plastic flowers. In all classes, plant materials are to be predominantly fresh unless otherwise stated.
3. Must be created **after August 2025** and must not have been previously entered in the Umatilla County Fair. Accessories are optional in all of these classes.

Classes:

- 01 Fresh design
- 02 Dried design
- 03 Patio design-outdoor hanging
- 04 Patio design-outdoor potted
- 05 Fair Theme-fresh
- 06 Fair Theme-dried

DIVISION: YOUTH-FLORAL ARRANGEMENT

(See "Adult-Floral Arrangement" rules. Youth may use dried and/or fresh materials)

Classes:

- 01 Floral Design- Age 6 and under
- 02 Floral Design- Age 7 -10
- 03 Floral Design- Age 11 - 14
- 04 Floral Design Age 15 -17
- 05 Fair Theme- Age 6 and under
- 06 Fair Theme- Age 7 -10
- 07 Fair Theme- Age 11 – 14
- 08 Fair Theme- Age 15 -17

DIVISION: ARTS & CRAFTS

Use plant materials combining horticulture design and craftwork. Must contain fresh or properly dried plant material. Dried material may be treated. NO artificial plants. MUST BE CREATED AFTER AUGUST 2025.

(Must use prefix 11 or 22 – see dept. rules)

Classes:

- 01 Articles up to 5"
- 02 Articles 6"-10"
- 03 Articles 11"-20"
- 04 Pressed flower(s) in picture frame up to 6"
- 05 Pressed flower(s) in picture frame 7" -10"
- 06 Other arts & crafts

DEPARTMENT: ALFALFA HAY KING CONTEST

Superintendent: Gay Newman

Entries received Mon. August 10th until 7:00 PM

Scores posted on Wednesday

Location: Small Animal Barn

Entries must be picked up within 48 hours of the close of fair, otherwise all entries will become property of the UCF.

RULES

- All hay exhibitors will compete by entering three (3) conventional rectangle (two or three tie) bales, one (1) large round bale or large rectangular bale. These bales will be visually judged and also core sampled for analysis. All hay bales must be left for display during the duration of the fair. The contest is open to producers in Oregon and Washington. Entries must be produced by the exhibitor.
- Laboratory analysis will be provided by Ag Health Labs in Sunnyside, WA for 2026.
- Hay probe will be awarded to the Overall Alfalfa Hay King winner when over 15 alfalfa entries have been submitted.
- The final placings will be based on the combined visual score and RFV analysis. Any entries containing noxious weeds will be disqualified.
- High combined scoring alfalfa hay will be named the Alfalfa Hay King.

ALFALFA HAY PREMIUMS:	1 ST	\$70
	2 ND	\$60
	3 RD	\$50

ALL OTHER HAYS, PREMIUMS:	1 ST	\$30
	2 ND	\$25
	3 RD	\$20

Classes:

- 01 Alfalfa Hay
- 02 Grain Hay
- 03 Grass - Legume Mix (40% - 60% legumes)
- 04 Grass Hay, not Timothy
- 05 Legume hay, not alfalfa (pea, cover, and others)
- 06 Timothy

OPEN CLASS: HOME ECONOMICS GENERAL RULES

Overall Superintendent: Jeri Jordan & Kris Dorrان

GENERAL RULES AS APPLIED TO:

PHOTOGRAPHY, CREATIVE & FINE ARTS, CLOTHING, TEXTILES & NEEDLECRAFT, BAKED FOODS & FOOD PRESERVATION

- Limit one entry per class, unless otherwise specified. Two entries maximum are allowed in the "other" category of each division. "Other" entries must not be enterable in any other class in that section and must be different from each other.

2. All entries must be the personal work of the exhibitor (unless otherwise specified in individual class description), entered in that name, completed after August 2025 and not previously entered in the Umatilla County Fair.

4. In the event of a controversy, the Department Superintendent will refer to the Overall Open Class Home-Ec Superintendent, Fair Coordinator, or Fair Board Member for resolution.

5. The judge or Department Superintendent will have the right to reclassify and/or disqualify entries.

PREMIUMS	1 ST	\$3
	2 ND	\$2
	3 RD	\$1

RIBBON AWARDS FOR:

Best of Show	Champion
Reserve Champion	Judge's Choice
Theme Winner	People's Choice

DEPARTMENT: HOME-EC FINE ARTS

Superintendent: Kathryn Netherda

RULES (also refer to Home-Ec General rules.)

- Limit 1 entry per class. Maximum of 5 entries per division.
- Exhibits may not exceed 10 square feet measure without the frame, unless authorization is granted from the Superintendent prior to the submission date.
- See the individual section for special limits in space.
- ALL PICTURES MUST BE FRAMED AND READY FOR HANGING WITH WIRE THAT IS SECURELY FASTENED. IMPROPERLY HUNG ARTWORK WILL NOT BE JUDGED.**
- No string, tape or saw tooth hangers will be accepted. No glass larger than 16"x20" shall be held by plastic clips. Glass must be properly sealed.** Weight limits will be considered for wall hanging entries, as to ensure the safety of our Fair patrons and staff.
- Paintings and associated frames or materials must be completely dry before they will be accepted.
- Works will be judged on *individual merit* taking into account the class of the artist, originality in artist concepts, skilled use of the medium and overall presentation.

*CLASS PREFIX REQUIRED FOR HOME-EC CREATIVE ARTS

(11, 22, 33 or 44):

(11) **NOVICE** - beginning skill level

(22) **ADVANCED** - comprehensive skill knowledge or experience

(33) **PROFESSIONAL** - mastery of skill, has derived any part of income from skill

(44) **SPECIAL NEEDS** - learning impaired or physical limitations which inhibit skills

DIVISION: ACRYLIC PAINTING

(Must use prefix 11, 22, 33 or 44 – see dept. rules)

Classes:

- 01 Abstract/Non-Objective
- 02 Cityscape/Architecture
- 03 Diminished light (sunrise, sunset, night)
- 04 Fantasy
- 05 Floral
- 06 Landscapes
- 07 People on location
- 08 Portraits, formal
- 09 Still life
- 10 Waterscapes
- 11 Animals
- 12 Pre-printed, painted by exhibitor (paint by # art etc...)
- 13 other

DIVISION: OIL PAINTING**(Must use prefix 11, 22, 33 or 44 – see dept. rules)****Classes:**

- 01 Abstract/Non-Objective
- 02 Cityscape/Architecture
- 03 Diminished light (sunrise, sunset, night)
- 04 Fantasy
- 05 Floral
- 06 Landscapes
- 07 People on location
- 08 Portraits, formal
- 09 Still life
- 10 Waterscapes
- 11 Animals
- 12 Pre-printed, painted by exhibitor (paint by # art)
- 13 other

DIVISION: WATERCOLOR PAINTING**(Must use prefix 11, 22, 33 or 44 – see dept. rules)****Classes:**

- 01 Abstract/Non-Objective
- 02 Cityscape/Architecture
- 03 Diminished light (sunrise, sunset, night)
- 04 Fantasy
- 05 Floral
- 06 Landscapes
- 07 People on location
- 08 Portraits, formal
- 09 Still life
- 10 Waterscapes
- 11 Animals
- 12 Pre-printed, painted by exhibitor (paint by # art etc..)
- 13 other

DIVISION: HARD MEDIA (felt pen, pencil, colored pencil)**(Must use prefix 11, 22, 33 or 44 – see dept. rules)****Classes:**

- 01 Abstract/Non-Objective
- 02 Cityscape/Architecture
- 03 Diminished light (sunrise, sunset, night)
- 04 Fantasy
- 05 Floral
- 06 Landscapes
- 07 People on location
- 08 Portraits, formal
- 09 Still life
- 10 Waterscapes
- 11 Animals
- 12 Pre-printed, "decorated" by Exhibitor (coloring book page, felt poster, etc...)
- 13 other

DIVISION: PEN & INK**(Must use prefix 11, 22, 33 or 44 – see dept. rules)****Classes:**

- 01 Abstract/Non-Objective
- 02 Cityscape/Architecture
- 03 Diminished light (sunrise, sunset, night)
- 04 Fantasy
- 05 Floral
- 06 Landscapes
- 07 People on location
- 08 Portraits, formal
- 09 Still life
- 10 Waterscapes
- 11 Animals

- 12 Pre-printed, "decorated" by Exhibitor (coloring book page, felt poster, etc...)
- 13 other

DIVISION: SOFT MEDIA (chalk, charcoal, color crayon)**(Must use prefix 11, 22, 33 or 44 – see dept. rules)****Classes:**

- 01 Abstract/Non-Objective
- 02 Cityscape/Architecture
- 03 Diminished light (sunrise, sunset, night)
- 04 Fantasy
- 05 Floral
- 06 Landscapes
- 07 People on location
- 08 Portraits, formal
- 09 Still life
- 10 Waterscapes
- 11 Animals
- 12 Pre-printed, "decorated" by Exhibitor – coloring book page, felt poster, etc...
- 13 other

DIVISION: MIXED MEDIA**(Must use prefix 11, 22, 33 or 44 – see dept. rules)****Classes:**

- 01 Abstract/Non-Objective
- 02 Cityscape/Architecture
- 03 Diminished light (sunrise, sunset, night)
- 04 Fantasy
- 05 Floral
- 06 Landscapes
- 07 People on location
- 08 Portraits, formal
- 09 Still life
- 10 Waterscapes
- 11 Animals
- 12 Pre-printed, "decorated" by Exhibitor (coloring book page, felt poster, etc...)
- 13 other

DIVISION: WORLD ARTS**Paintings or drawings only – NO crafts**

To recognize the ethnic diversity of Umatilla County, this section is designed to showcase artist/arts that are closely associated to distinct regions. Entries must closely follow traditions and techniques associated with each region.

Limits: 2 entries per class, up to 6 WORLD ARTS ENTRIES TOTAL.**(Must use prefix 11, 22, 33 or 44 – see dept. rules)****Classes:**

- 01 African
- 02 Asian
- 03 European
- 04 Latin American
- 05 Middle Eastern
- 06 Native American
- 07 Western American

DIVISION: COMPUTER GENERATED**(Must use prefix 11, 22, 33 or 44 – see dept. rules)****Class:**

- 01 All computer-generated artwork

DIVISION: "THEME" ARTWORK

Limit one entry from any Fine-Arts section that relates to the current Fair theme.

(Must use prefix 11, 22, 33 or 44 – see dept. rules)**Class:**

- 01 Current Fair Theme – "Sew It! Grow It! Show it!" (2026)

DEPARTMENT: HOME-EC CREATIVE ARTS

(Hobbies & Handcrafts)
Superintendent: Wanda Alanis

RULES (also refer to Home-Ec General Rules)

1. Class may be re-divided or combined at the judgement of the department head if the numbers of entries indicate a need.
2. Collections must be prepared for display as a unit; framed, in a display case, etc. If framed, display must be prepared for hanging.
3. Exhibits that can or should be hung must have wire or other hanging device strong enough to support the weight of the exhibit. DO NOT USE TAPE, GLUE OR SAWTOOTH HANGERS, as your entry could fall and break.

EXHIBITS WILL BE JUDGED ON THE FOLLOWING:

- A. Form: pleasing, symmetrical, or asymmetrical in purpose, purity, functional, decorative.
- B. Uniqueness: How is it different from others? What did the artist do to make it his/her own?
- C. Craftsmanship: How well is the piece put together, finished, etc?

***CLASS PREFIX REQUIRED FOR CREATIVE ARTS:**

(11) NOVICE - beginning skill level

(22) ADVANCED - comprehensive skill knowledge or experience

(33) PROFESSIONAL - mastery of skill, has derived any part of income from skill

(44) SPECIAL NEEDS - learning impaired or physical limitations which inhibit skills

DIVISION: CERAMICS & PLASTER CRAFT

Must be made by exhibitor

(Must use prefix 11, 22, 33 or 44 – see dept. rules)

Classes:

- 01 Glazed
- 02 Non-fired Plaster Craft
- 03 Painted
- 04 Porcelain
- 05 Other

DIVISION: SCULPTURES

Participants with entries exceeding 40 lbs. must provide an easel or stand sufficient to carry the weight.

(Must use prefix 11, 22, 33 or 44 – see dept. rules)

Classes:

- 01 Clay
- 02 Stone
- 03 Wood
- 04 Metal
- 05 Other

DIVISION: POTTERY

(Must use prefix 11, 22, 33 or 44 – see dept. rules)

Classes:

- 01 Artistic Glaze
- 02 Hand Formed
- 03 Original Painted Designs
- 04 Stenciled Painted Designs
- 05 Turned on Potter's Wheel
- 06 Other

DIVISION: SCRAPBOOKING

(Individual pages up to 12" x 12" for all classes)

(Must use prefix 11, 22, 33 or 44 – see dept. rules)

Classes:

- 01 Animals
- 02 Holidays
- 03 People
- 04 Special Events

- 05 Sports
- 06 Vacation
- 07 Theme Scrapbooks
- 08 Other

DIVISION: BEADWORK

(Must use prefix 11, 22, 33 or 44 – see dept. rules)

Classes:

- 01 Accessories (belts/buckles/purses/hair ornaments)
- 02 Home Décor
- 03 Pictures/Wall Hangings
- 04 Other

DIVISION: JEWELRY

(Must use prefix 11, 22, 33 or 44 – see dept. rules)

Classes (01-07):

- 01 Beaded-Glass
- 02 Beaded-Plastic
- 03 Beaded-Stone
- 04 Beaded-Other
- 05 Hemp or Other Natural Materials
- 06 Precious Metals
- 07 Other

DIVISION: WOODCRAFT

(Must use prefix 11, 22, 33 or 44 – see dept. rules)

Classes (01-10):

- 01 Band Saw / Scroll Saw
- 02 Hand Carved
- 03 Handmade Furniture
- 04 Inlay
- 05 Intarsia
- 06 Jewelry box
- 07 Lathe Work (50% turned work)
- 08 Wood Burning
- 09 Wooden Toys
- 10 Other

DIVISION: DECORATIVE CRAFT OR OBJECT

(Must use prefix 11, 22, 33 or 44 – see dept. rules)

Classes (01-03):

- 01 Painted object (i.e. any tole painting, birdhouse etc...)
- 02 Decorated object (adhering decorations to an object)
- 03 Other enhanced object. (include method of decoration or enhancement in description).

DIVISION: COLLECTIONS

(Must use prefix 11, 22, 33 or 44 – see dept. rules)

Classes (01-07):

- 01 Antiques
- 02 Bottles
- 03 Coins
- 04 Dolls (not made by exhibitor)
- 05 Glass
- 06 Insects
- 07 Stamps
- 08 Trains/Cars
- 09 Other

DIVISION: DOLLS

(Made by exhibitor)

(Must use prefix 11, 22, 33 or 44 – see dept. rules)

Classes (01-07):

- 01 Miniatures-Cloth
- 02 Miniatures-Other
- 03 Porcelain-Soft Body

- 04 Porcelain-Vinyl Body
- 05 Vinyl-Hand Painted
- 06 Vinyl-Other
- 07 Other

DIVISION: CULTURAL CRAFTS

(Must use prefix 11, 22, 33 or 44 – see dept. rules)

Classes (01-04):

- 01 Cradle Boards
- 02 Dream Catchers/Mandalas
- 03 Other Native Crafts
- 04 Other Cultural Crafts

DIVISION: GOURD ART

(Must use prefix 11, 22, 33 or 44 – see dept. rules)

Classes:

- 01 Airbrushed
- 02 Burned
- 03 Carved
- 04 Hand Painted
- 05 Other

DIVISION: FAIR THEME

(Must use prefix 11, 22, 33 or 44 – see dept. rules)

Class:

- 01 "Sew It! Grow It! Show it!" (2026)

DIVISION: HOBBIES

(Must use prefix 11, 22, 33 or 44 – see dept. rules)

Classes:

- 01 Christmas Ornaments
- 02 Creative Writing
- 03 Decorative displays
- 04 Doll Houses
- 05 Glass Art
- 06 Latch Hook
- 07 Leather Craft
- 08 Legos
- 09 Macramé
- 10 Metal Crafting
- 11 Models
- 12 Mosaic
- 13 Paper Craft
- 14 Plastic/Canvas
- 15 Straw / Wheat Weaving
- 16 Textile (fabric)
- 17 Wreaths
- 18 Other

DIVISION: OTHER CREATIVE CRAFTS

Entries in this section are limited to unique items that cannot be entered in any other division of Creative Arts. Limit one item per unique creative art (no duplicate entries). Item must not qualify for placement into any other Division/Class per division or class descriptions

(Must use prefix 11, 22, 33 or 44 – see dept. rules)

Classes:

- 01 All other Creative Arts

DEPARTMENT: HOME-EC - PHOTOGRAPHY

Superintendent: Grayson Wallis

RULES (also refer to Home-Ec General Rules)

1. Exhibitors may enter a **maximum of 5 pictures plus 1 Fair Theme entry.**
2. Exhibitors may enter more than one picture per class.
3. **Limit 2 entries per "other" class.**
4. **Image MUST be MATTED, OR MOUNTED** on an 8x10 or 11x14 foam core or matted prior to drop off. An adhesive tab will be

- placed on back at check in, for display purposes.
- 5. Image may be printed in any shape, size or crop ratio between 8x8 and 11x14. No larger than 11x14. **(Panoramic 6x12 up to 11x14).**
- 6. **No frames, glass or plastic wrap will be permitted.**
- 7. Title of print (optional) should be on the exhibitor tag only, not on the mat.
- 8. Name, address and class number should be on back of mat. Do not glue prints to cardboard (no backing).
- 9. Photographer's name cannot appear on the front of the image or mat.
- 10. Photos submitted must **NOT** have been previously entered in the Umatilla County Fair.
- 11. Classes will be judged and awards given for either 1st, 2nd, or 3rd place or all, if merited.
- 12. Any additional pictures **not** pre-registered by Open Class deadline will not be judged and will be exhibited for display only, if space is available at the Superintendent's discretion.
- 13. The exhibitor must be the photographer that took the picture.
- 14. Photoshop editing programs may be used to enhance image color and to remove distracting objects from image.
- 15. General use of Photoshop/Lightroom is not a special effect.
- 16. If special effect is used, include which effect is used in the description.
- 17. Black and white will be judged **with** color.

***CLASS PREFIX REQUIRED FOR PHOTOGRAPHY:**

- (11) NOVICE** - beginning skill level
- (22) ADVANCED** - comprehensive skill knowledge or experience
- (33) PROFESSIONAL** - mastery of skill, has derived any part of income from skill
- (44) SPECIAL NEEDS** - learning impaired or physical limitations which inhibit skills

DIVISION: PHOTOGRAPHY

(Must use prefix 11, 22, 33 or 44 – see dept. rules)

Classes:

- 01 Architecture
- 02 Autos/Vehicles
- 03 Candid People
- 04 Children
- 05 City Scenes
- 06 Fair Theme - "Sew It! Grow It! Show it!" (2026)
- 07 Farm/Ranch scenes
- 08 Field/Trail Cams
- 09 Humorous
- 10 Insect World
- 11 Interesting Objects
- 12 Landscape / Scenic
- 13 Local Scenes
- 14 Night Scenes
- 15 Patriotic
- 16 Panoramic
- 17 Pets & Domestic Animals
- 18 Plant life/Flowers
- 19 Portrait, posed
- 20 Seascapes/Marine Life
- 21 Sky Day/Night
- 22 Special Effects (MUST NOTE EFFECT BEING USED)
- 23 Sports
- 24 Still Life or Table Top
- 25 Sunsets/Sunrises
- 26 Water Scenes (other than ocean)
- 27 Wild Animals
- 28 Winter Scenes
- 29 Other

**DEPARTMENT: HOME-EC – TEXTILES &
NEEDLECRAFT**

Superintendent: Jeri Jordan

RULES (Refer to Home-Ec General Rules)

***CLASS PREFIX REQUIRED FOR TEXTILES & NEEDLECRAFT:**

(11) NOVICE- considered a beginner or someone with limited skill
(22) ADVANCED- comprehensive knowledge of skill
(33) PROFESSIONAL- mastery of skill, has derived income (in any capacity) from artwork

(44) SPECIAL NEEDS- learning impaired, physical limitations

DIVISION: QUILTS & QUILTED ITEMS

Limit 2 entries per class.

DESCRIPTIONS:

Baby – 36" x 46" up to youth size

Youth/Twin/Lap – 63" x 87" up to Full

Full – 78" x 78" up to Queen

Queen – 85" x 90" up to King

King – 95" x 95" or larger

Fair Theme – "Sew It! Grow It! Show It!" (2026)

Project Linus Quilts – Quilts entered in this class will be donated to Project Linus of Umatilla/Morrow County at the end of fair. Maximum quilt size is 63" x 87".

(Must use prefix 11, 22, 33 or 44 – see dept. rules)

Classes:

- 01** Baby-Hand-quilted
- 02** Baby-Pieced and quilted by exhibitor
- 03** Baby-Pieced by exhibitor, quilted by another
- 04** Baby-Other (tied, etc...)
- 05** Youth/Twin/Lap size-Hand-quilted
- 06** Youth/Twin/Lap size-pieced and quilted by exhibitor
- 07** Youth/Twin/Lap size-pieced by exhibitor, quilted by another
- 08** Youth/Twin/Lap size-Other (tied, etc...)
- 09** Full size-Hand-quilted
- 10** Full size-Pieced and quilted by exhibitor
- 11** Full size-Pieced by exhibitor, quilted by another
- 12** Full size-Other (tied, etc...)
- 13** Queen-Hand-quilted
- 14** Queen-Pieced and quilted by exhibitor
- 15** Queen-Pieced by exhibitor, quilted by another
- 16** Queen-Other (tied, etc...)
- 17** King and larger-Hand-quilted
- 18** King and larger-Pieced and quilted by exhibitor
- 19** King and larger-Pieced by exhibitor, quilted by another
- 20** King and larger-Other (tied, etc...)
- 21** Fair Theme-Hand-quilted
- 22** Fair Theme-Pieced and quilted by exhibitor
- 23** Fair Theme-Pieced by exhibitor, quilted by another
- 24** Fair Theme-Other (tied, etc...)
- 25** Miniature quilt (20" x 20" or smaller)
- 26** Placemats
- 27** Project Linus Quilt
- 28** Table Cover - centerpieces
- 29** Table Cover - runners
- 30** Table Cover - tablecloth
- 31** Wall Quilt
- 32** Group item (made by more than one person)
- 33** Pillow (must be quilted)-(single, or set of 2 ok)
- 34** Other quilted items

DIVISION: KNITTED, CROCHETED & TATTED

DESCRIPTIONS:

Baby – 36" x 46" up to youth size

Youth/Twin/Lap – 63" x 87" up to Full

Full – 78" x 78" up to Queen

Queen – 85" x 90" up to King

King – 95" x 95" or larger

Fair Theme – "Sew It! Grow It! Show It!" (2026)

Project Linus Afghan – Afghan entered in this class will be donated to Project Linus of Umatilla/Morrow County at the end of fair. Maximum quilt size is 63" x 87".

(Must use prefix 11, 22, 33 or 44 – see dept. rules)

Classes:

- 01** Crocheted Afghan-Baby
- 02** Crocheted Afghan-Lap/Twin/Youth
- 03** Crocheted Afghan-Full
- 04** Crocheted Afghan-Queen
- 05** Crocheted Afghan-King or Larger
- 06** Crocheted Pillow-(single or set of 2)
- 07** Crocheted-Doily, 13" or under
- 08** Crocheted-Centerpiece, 14 in. or over
- 09** Knitted Afghan-Baby
- 10** Knitted Afghan-Lap/Youth/Twin
- 11** Knitted Afghan-Full
- 12** Knitted Afghan-Queen
- 13** Knitted Afghan-King or Larger
- 14** Knitted Pillow-(single or set of 2)
- 15** Knitted-Doily, 13" or under
- 16** Knitted-Centerpiece, 14" or over
- 17** Tatted Afghan-any size
- 18** Tatted Pillow-(single or set of 2)
- 19** Tatted-Doily, 13" or under
- 20** Tatted-Centerpiece, 14" or over
- 21** Project Linus Afghan
- 22** Pot-holder (2) same size/shape
- 23** Placemats (2)
- 24** Tablecloth
- 25** Dishcloths (2) same size/shape
- 26** Coasters (4)
- 27** Towel
- 28** Other knitted, crocheted or tatted item

DIVISION: HOUSEHOLD ITEMS

(BASIC SEWING)

(Must use prefix 11, 22, 33 or 44 – see dept. rules)

Classes:

- 01** Cloth-Bath
- 02** Cloth-Kitchen
- 03** Napkins
- 04** Pillowcases (set)
- 05** Pillow-(single or set of 2)
- 06** Placemats (2)
- 07** Potholders (2)
- 08** Table Cover - centerpieces
- 09** Table Cover - runners
- 10** Table Cover - tablecloth
- 11** Towel-Bath
- 12** Towel-Kitchen
- 13** Towels-Set
- 14** Other Household Item

DIVISION: RUGS, SPINNING & WEAVING

(INCLUDES SWEDISH WEAVING)

(Must use prefix 11, 22, 33 or 44 – see dept. rules)

Classes:

- 01 Rugs-Crocheted
- 02 Rugs-Latch hook
- 03 Rugs-Penny Rugs
- 04 Rugs-Woven
- 05 Dyed-Spun 1 Skein (at least 3 oz.)
- 06 Wool-Spun 1 Skein (at least 3 oz.)
- 07 Other fibers-Spun 1 Skein (at least 3 oz.)
- 08 Yarn-Crocheted (made from spun fibers)
- 09 Yarn-Knitted (made from spun fibers)
- 10 Yarn-Woven (made from spun fibers)
- 11 Other Rugs, Spinning & Weaving Item

DIVISION: STITCHERY

(Brazilian Embroidery, Embroidery, Crewel, Wool Felt, Fleece, Counted Cross)

(Must use prefix 11, 22, 33 or 44 – see dept. rules)

Classes:

- 01 Cloth-bath
- 02 Cloth-kitchen
- 03 Dresser scarf
- 04 Framed picture
- 05 Pillow-(single or set of 2)
- 06 Pillowcases (2)
- 07 Placemats (2)
- 08 Potholder (2), same size/shape
- 09 Quilt/Blanket
- 10 Table Cover - centerpieces
- 11 Table Cover - runners
- 12 Table Cover - tablecloth
- 13 Towel-bath
- 14 Towel-kitchen
- 15 Towel-sets (towel/dish/washcloth, towels)
- 16 Wall hanging
- 17 Other stitchery item

DIVISION: HOLIDAY

(Can have more than one entry in each class, but must be different holidays. Maximum of (3) holidays per class)

(Must use prefix 11, 22, 33 or 44 – see dept. rules)

Classes:

- 01 Stocking-(Single or set of 2)
- 02 Tree decoration
- 03 Tree skirt
- 04 Wall Hanging
- 05 Pillow-(Single of set of 2)
- 06 Table Cover - centerpieces
- 07 Table Cover - runners
- 08 Table Cover - tablecloth
- 09 Towel – bath
- 10 Towel - kitchen
- 11 Quilts
- 12 Other

DIVISION: SEWING MACHING ART

(Sewing Machine Art: Includes everything you can do on the "home" sewing machine, with the exception of garment)

*Machines using programmed stitches, cams, computer cassettes or special embellishment machines)

(Must use prefix 11, 22, 33 or 44 – see dept. rules)

Classes:

- 01 Applique
- 02 Free motion
- 03 Lace
- 04 Machine Embroidery*
- 05 Needle painting
- 06 Other techniques

DIVISION: RECYCLE/REPURPOSE

(Using an article to make another – excludes clothing and/or accessories)

(Must use prefix 11, 22, 33 or 44 – see dept. rules)

Classes:

- 01 Denim
- 02 Linens/Towels
- 03 Plastic
- 04 Tin
- 05 Other

DEPARTMENT: HOME-EC – CLOTHING**Superintendent: Adrienna Hartung****RULES (also refer to Home-Ec General Rules)**

1. Sizes must be equivalent to store bought sizes.

CLASS PREFIX REQUIRED FOR CLOTHING:*(11) NOVICE** - beginning skill level**(22) ADVANCED** - comprehensive skill knowledge or experience**(33) PROFESSIONAL** - mastery of skill, has derived any part of income from skill**(44) SPECIAL NEEDS** - learning impaired or physical limitations which inhibit skills.**DIVISION: BABIES & TODDLERS**

(Must use prefix 11, 22, 33 or 44 – see dept. rules)

Classes:

- 01 2-piece outfit (fabric must coordinate)
- 02 Baby bunting
- 03 Crocheted bibs (2)
- 04 Fabric bibs (2)
- 05 Knitted bibs (2)
- 06 Crocheted dress
- 07 Fabric dress
- 08 Knitted dress
- 09 Hat
- 10 Pants/shorts
- 11 Playsuit
- 12 Shirt/blouse
- 13 Sleepwear
- 14 Sweatsuit
- 15 T-Shirt (knit fabric)
- 16 Other

DIVISION: CHILDREN SIZES 4T-6T

(Must use prefix 11, 22, 33 or 44 – see dept. rules)

Classes:

- 01 2-piece outfit (fabric must coordinate)
- 02 Blouse/shirt
- 03 Coat
- 04 Dress
- 05 Jacket
- 06 Jumper
- 07 Pants/shorts
- 08 Skirt
- 09 Sleepwear/robe
- 10 Slippers
- 11 Suit
- 12 Sweater-crocheted
- 13 Sweater-knitted
- 14 T-shirt (knit fabric)
- 15 Other

DIVISION: CHILDREN SIZES 7-12

(Must use prefix 11, 22, 33 or 44 – see dept. rules)

Classes:

- 01 2-piece outfit (fabric must coordinate)
- 02 Blouse/shirt
- 03 Dress
- 04 Jacket
- 05 Jogging suit
- 06 Jumper
- 07 Pants/shorts
- 08 Skirt
- 09 Sleepwear/robe
- 10 Slippers
- 11 Sweater-crocheted
- 12 Sweater-knitted
- 13 Sweatshirt
- 14 T-shirt (knit fabric)
- 15 Other

DIVISION: GIRLS AND WOMEN

(Must use prefix 11, 22, 33 or 44 – see dept. rules)

Classes:

- 01 Blouse/Shirt
- 02 Coat (outerwear)
- 03 Dress
- 04 Formal
- 05 Jacket
- 06 Jogging Outfit
- 07 Jumper/Jumpsuit
- 08 Maternity dress/top
- 09 Pants/Shorts
- 10 Skirt
- 11 Sleepwear/Robe
- 12 Suit with skirt
- 13 Sweatshirt
- 14 Swimwear
- 15 T-shirt (knit fabric)
- 16 Vest
- 17 Other

DIVISION: BOYS AND MEN

(Must use prefix 11, 22, 33 or 44 – see dept. rules)

Classes:

- 01 Coat
- 02 Jacket
- 03 Jogging suit
- 04 Pants/shorts
- 05 Shirt
- 06 Sleepwear
- 07 Suit
- 08 Sweatshirt
- 09 T-shirt (knit fabric)
- 10 Vest
- 11 Other

DIVISION: ACCESSORIES - FABRIC OR LEATHER

(Must use prefix 11, 22, 33 or 44 – see dept. rules)

Classes:

- 01 Apron (single of set)
- 02 Belt
- 03 Duffel bag
- 04 Handbag
- 05 Hat
- 06 Men's ties
- 07 Other

DIVISION: KNITTED OR CROCHETED APPAREL

(Must use prefix 11, 22, 33 or 44 – see dept. rules)

Classes:

- 01 Crocheted-Baby Bonnet
- 02 Crocheted-Baby Booties
- 03 Crocheted-Baby Set (cap, sweater, booties)
- 04 Crocheted-Scarf
- 05 Crocheted-Sweater
- 06 Crocheted-Vest
- 07 Knitted-Baby bonnet
- 08 Knitted-Baby Booties
- 09 Knitted-Baby Set (cap, sweater, booties)
- 10 Knitted-Scarf
- 11 Knitted-Sweater
- 12 Knitted-Vest
- 13 Knitting Machine-Sweater
- 14 Handbag
- 15 Hat
- 16 Mittens
- 17 Slippers
- 18 Socks
- 19 Stole/Shawl
- 20 Other

DIVISION: TOYS & STUFFED ANIMALS

(Must use prefix 11, 22, 33 or 44 – see dept. rules)

Classes:

- 01 Doll Clothes
- 02 Dolls-Crocheted
- 03 Dolls-Fabric
- 04 Dolls-Knitted
- 05 Dressed Doll (clothes made by the exhibitor)
- 06 Nursery Toys/Crib Mobiles
- 07 Stuffed Animals-Fabric
- 08 Stuffed Animals-Fur
- 09 Stuffed Animals-Crocheted/Knitted
- 10 Teddy Bear-Fabric
- 11 Teddy Bear-Fur
- 12 Other

DIVISION: WOVEN ARTICLES

(Must use prefix 11, 22, 33 or 44 – see dept. rules)

Classes:

- 01 Coat, jacket, sweater, vest, skirt or dress
- 02 Children's or Baby's clothing or accessory
- 03 Clothing accessories: hat, scarf, shawl, poncho, purse
- 04 Other

DIVISION: PET CLOTHING

(Must use prefix 11, 22, 33 or 44 – see dept. rules)

Classes:

- 01 Costume/Novelty
- 02 Repurposed-(made from items or materials that humans have used or worn)
- 03 Formal wear-female
- 04 Formal wear-male

DIVISION: RECYCLE/REPURPOSE

(Using an article to make another; includes clothing and/or accessories)

(Must use prefix 11, 22, 33 or 44 – see dept. rules)

Classes:

- 01 Denim
- 02 Linens/Towels
- 03 Plastic
- 04 Tin
- 05 Other

DIVISION: ENHANCED

(Enhancing or decorating clothing or accessories that were NOT made by exhibitor)

(Must use prefix 11, 22, 33 or 44 – see dept. rules)

Classes:

- 01 Tie Dye
- 02 Bedazzled (Rhinestones, gems etc..)
- 03 Painted/Colored
- 04 Decorative stitching
- 05 Other enhancement

DEPARTMENT: HOME-EC – BAKED FOODS**Superintendent: Kelsey Gray**

Entries will be disposed of at the close of fair.

RULES (also refer to Home-Ec General Rules)

1. Self-rising flour and/or mixes **not** permitted.
2. All entries should be placed on **6” plates covered with a clear plastic bag or clear clamshell for larger items.**
3. Entries may be reclassified or moved at the discretion of the superintendent.
4. Icing and decoration will have no effect on judging, except in decorated cakes.
5. **NO refrigeration provided.**

***CLASS PREFIX REQUIRED FOR BAKED FOODS:**

(11) ADULT- 18 and over

(22) YOUTH- 13-17 years of age

DIVISION: MICROWAVE BAKING

(Must use prefix 11 or 22– see dept. rules)

Classes:

- 01 Cake - 1/4 full cake
- 02 Candy (3)
- 03 Cookies (3)
- 04 Quick bread (1 loaf)
- 05 Yeast bread (1 loaf)
- 06 Other (3)

DIVISION: YEAST BREADS

*Rolls (3) or Loaf (1)

(Must use prefix 11 or 22– see dept. rules)

Classes:

- 01 Cinnamon
- 02 Oatmeal
- 03 Raisin
- 04 Sourdough
- 05 Sweet
- 06 White
- 07 Whole Wheat
- 08 Other

DIVISION: QUICK BREADS

*Rolls (3) or Loaf (1)

(Must use prefix 11 or 22 – see dept. rules)

Classes:

- 01 Banana
- 02 Biscuits (3)
- 03 Coffee Cake
- 04 Cornbread (3 sq.)
- 05 Gingerbread (3 sq.)
- 06 Muffins (3)
- 07 Nut
- 08 Zucchini
- 09 Other

DIVISION: GLUTEN-FREE

(Must use prefix 11 or 22 – see dept. rules)

Classes:

- 01 Bread – 1 loaf
- 02 Cakes – ¼
- 03 Cookies (3)
- 04 Pies – ¼
- 05 Other

DIVISION: CAKES

Criteria: Cake should be ¼ of full cake (except decorated)

General Appearance: even shape, slightly rounded

Lightness: delicate, springy

Crumb: fine, even

Texture: tender, velvety, moist

(Must use prefix 11 or 22 – see dept. rules)

Classes:

- 01 Angel food, no frosting
- 02 Bundt cake
- 03 Chiffon cake
- 04 Chocolate layer cake
- 05 Cupcakes (3, one unfrosted)
- 06 Decorated Cake, Styrofoam permitted
- 07 Ethnic cakes and others
- 08 Fair Theme cake
- 09 Fresh Apple or Applesauce cake, unfrosted
- 10 German Chocolate
- 11 Marble cake
- 12 Spice cake
- 13 Sponge cake, no frosting
- 14 Upside-down cake
- 15 White layer cake
- 16 Other

DIVISION: SUGAR-FREE BAKING

*Sugar free means all products to be baked without refined sugars, molasses, honey, chocolate chips or corn syrup. Must have recipe with entry.

(Must use prefix 11 or 22 – see dept. rules)

Classes:

- 01 Bread – 1 loaf
- 02 Cakes – ¼
- 03 Cookies (3)
- 04 Pies – ¼
- 05 Other

DIVISION: CANDY

Criteria: 3 candies per class

Appearance: color, uniform

(Must use prefix 11 or 22 – see dept. rules)

Classes:

- 01 Caramels
- 02 Dipped candy
- 03 Divinity
- 04 Fudge
- 05 Hard Candy
- 06 Nut brittle
- 07 Other

DIVISION: COOKIES

Criteria: 3 cookies or bars per plate

General Appearance: uniformity in shape and size

Texture: tender, even grain, crisp drop cookies, others soft and cake-like

Color: characteristic of kind, uniform

Flavor: excessive flavors of spices, flavoring or sweetening

(Must use prefix 11 or 22 – see dept. rules)

Classes:

- 01 Assortment (if making same **type** of cookies, they must each be a different flavor)
- 02 Bars
- 03 Brownies
- 04 Chocolate chip
- 05 Drop
- 06 Filled
- 07 Frosted Holiday or party
- 08 Gingersnaps
- 09 No bake
- 10 Oatmeal
- 11 Peanut butter
- 12 Refrigerated
- 13 Rolled
- 14 Snickerdoodles
- 15 Other

DIVISION: NO BAKE

Criteria: 3 cookies or bars per plate

(Must use prefix 11 or 22 – see dept. rules)

Classes:

- 01 Bars
- 02 Cookies
- 03 Rolled
- 04 Other

DIVISION: FAT-FREE BAKING

Criteria: fat free – no oil, shortening, butter, margarine or lard

Must have recipe with entry.

(Must use prefix 11 or 22 – see dept. rules)

Classes:

- 01 Bread
- 02 Cakes
- 03 Cookies
- 04 Other

DIVISION: PIES & COBLER

Criteria: only ¼ of a pie per class. Shall be in 8" or 9" non-returnable pans contained in plastic bag. General Appearance: shape, regular, free from bulges on top crust, uniform browning. Internal Characteristics: crust texture, tender but free from tendency to crumble, crisp on bottom as well as along the edges

Filling: fruit well cooked, not too dry or juicy, characteristic of kind, free from excessive sweetness or flavor of uncooked starch. Flavor: crust, rich well.

(Must use prefix 11 or 22 – see dept. rules)

Classes:

- 01 Cobbler – 1 individual serving (crumb or oatmeal topping ok)
- 02 Double crust fruit – only ¼ of pie
- 03 Double crust berry – only ¼ of pie
- 04 Mincemeat – only ¼ of a pie
- 05 Pies, other – only ¼ of a pie

DIVISION: MISCELLANEOUS BAKING

(Must use prefix 11 or 22 – see dept. rules)

Classes:

- 01 Batter breads (loaf)
- 02 Bread machine (loaf)
- 03 Coffee cake ¼ full cake
- 04 Fried bread – 1 loaf or baguette
- 05 Maple bars (3)

06 Raised donuts (3)

07 Other fancy

DIVISION: OREGON WHEAT FOUNDATION BAKING CONTEST

The Oregon Wheat Foundation is bringing back the Oregon Wheat Growers League Baking Contests. This year's contests will be in seven selected counties and are open to anyone ages 7 and up.

The junior division is for ages 7-13 and will be baking Oreo Cookies & Cream Cupcakes*. Three cupcakes need to be submitted with the paper liners on the cupcakes. Place food items on a paper plate and in a plastic bag or wrap.

The adult division is for ages 14 and up and will be baking Almond Butter Cake with Chocolate frosting*. One whole cake on a paper plate and in a plastic bag or wrap is to be submitted as the entry. No professional bakers allowed to enter.

*Recipes will be provided. Recipes can be found on the fair website at www.umatillacountyfair.com.

Prizes:

Adults	Juniors
1 st - \$100	1 st - \$50
2 nd - \$75	2 nd - \$35
3 rd - \$50	3 rd - \$25

Payment for prizes comes from the Oregon Wheat Foundation and will be mailed directly to the winners. Winners may have their names and/or pictures of their entries displayed in the Oregon Wheat magazine.

Class: 01 Junior (7-13 years of age)

Class: 02 Adult (14 and up)

DEPARTMENT: HOME-EC – FOOD PRESERVATION

Superintendent: Kris Dorran

RULES (also refer to Home-Ec General Rules)

FOOD PRESERVATION CANNING:

1. All entries must be labeled correctly. Use only standard canning jars, (no larger than quart size) DO NOT USE PARAFFIN WAX ON JAMS OR JELLIES. No freezer jams allowed. Jars and lids must be clean and rings removed. Judges will be using the latest Cooperative Extension Bulletin on Food Preservation methods, Blue Ball Book® of Preserving, copyright 2011 (or newer) or USDA Complete Guide to Home Canning. No jars will be opened for judging.

2. A round label will be on the face of the jar with the exhibitor's name and the contents clear enough for Fairgoers to read. A square label with information on preparation (pressure cook, how long, etc.) for the judge on the back. The label must also tell if lemon juice, citric acid or vinegar was used. Labels are available at the Fair Office before fair or from the Superintendent on Sunday, August 9th.

DRYING:

1. All entries must be labelled correctly. Bring 2 large, 6 medium, 12 small or 1 tablespoon of tiny pieces (like peas) in an appropriate size mason jar. Attach self-sticking label (approximately 1.5"x3") with processing information to the jar.

DIVISION: VEGETABLE PRESERVATION

Classes:

- 01 Asparagus
- 02 Beets
- 03 Cabbage
- 04 Carrots
- 05 Corn
- 06 Green beans
- 07 Peas
- 08 Potatoes
- 09 Sauerkraut

- 10 Stewed tomatoes
- 11 Tomatoes
- 12 Vegetables, mix
- 13 Wax beans
- 14 Other (up to 2 different)

DIVISION: FRUIT PRESERVATION

Classes:

- 01 Apple pieces
- 02 Applesauce
- 03 Apricots
- 04 Blueberries
- 05 Boysenberries
- 06 Cherries, dark
- 07 Cherries, pie
- 08 Peaches
- 09 Pears
- 10 Pie fillings
- 11 Plums
- 12 Raspberries
- 13 Rhubarb

DIVISION: CANNED MEAT AND FISH

Classes:

- 01 Beef
- 02 Elk or Venison
- 03 Fish
- 04 Lamb
- 05 Mincemeat
- 06 Pork
- 07 Poultry
- 08 Other (up to 2 different)

DIVISION: JELLY

Color: characteristic of fruit, clear, bright and translucent
 Consistency: can hold its shape when turned out but quivers when moved, tender, and cuts easily, holding sharp edge
 Flavor: characteristic of fruit

Classes:

- 01 Apple
- 02 Blackberry
- 03 Blueberry
- 04 Cherry
- 05 Crabapple
- 06 Grape
- 07 Mint
- 08 Plum
- 09 Raspberry
- 10 Strawberry
- 11 Other (up to 2 different)

DIVISION: JAM

Criteria: Jam is made of crushed fruit
 Color: characteristic of fruit, clear, bright and translucent
 Consistency: can hold its shape when turned out but quivers when moved, tender, and cuts easily, holding sharp edge
 Flavor: characteristic of fruit

Classes:

- 01 Apricot
- 02 Apricot/Pineapple
- 03 Blackberry
- 04 Blueberry
- 05 Boysenberry
- 06 Cherry
- 07 Gooseberry
- 08 Marion berry
- 09 Peach
- 10 Plum
- 11 Raspberry
- 12 Rhubarb

- 13 Strawberry
- 14 Strawberry/Rhubarb
- 15 Other (up to 2 different)

DIVISION: CONSERVES

Conserves are a jam combined with raisins and/or nuts.

Classes:

- 01 Apricot
- 02 Apricot/Pineapple
- 03 Blackberry
- 04 Blueberry
- 05 Boysenberry
- 06 Cherry
- 07 Gooseberry
- 08 Marion berry
- 09 Peach
- 10 Plum
- 11 Raspberry
- 12 Rhubarb
- 13 Strawberry
- 14 Strawberry/Rhubarb
- 15 Other (up to 2 different)

DIVISION: PRESERVES

Preserves are made with pieces of the fruit in thick syrup.

Classes:

- 01 Apricot
- 02 Blueberry
- 03 Cherry
- 04 Peach
- 05 Pears
- 06 Plum
- 07 Raspberry
- 08 Strawberry

DIVISION: MARMALADE

Marmalade is combination of small pieces of fruit in a transparent jelly-like product.

Classes:

- 01 Mixed fruit
- 02 Other (up to 2 different)

DIVISION: FRUIT BUTTER

Fruit butters are made up of fruit pulp.

Classes:

- 01 Apple
- 02 Apricot
- 03 Peach
- 04 Pear
- 05 Plum
- 06 Prune
- 07 Other (up to 2 different)

DIVISION: PICKLES

Criteria: sealed standard canning jar with complete label
 Appearance: uniform, attractive, balanced liquid to solid, proper fill
 Quality: texture, natural color

Classes:

- 01 Asparagus
- 02 Beets
- 03 Bread & Butter Pickles
- 04 Cauliflower
- 05 Dill
- 06 Kosher Dill
- 07 Sweet Cucumber
- 08 Other (up to 2 different)

DIVISION: RELISHES & SAUCES

Classes:

- 01 Barbeque Sauce
- 02 Catsup
- 03 Fruit Syrup
- 04 Relish
- 05 Salsa
- 06 Other (up to 2 different)

DIVISION: DRIED FOODS

Criteria: clear container, appropriate for contents, complete label
Appearance: attractive, uniform

Classes:

- 01 Fruit
- 02 Fruit leather
- 03 Herbs
- 04 Meats
- 05 Tea
- 06 Vegetables
- 07 Freeze Dried
- 08 Other (up to 2 different)

DIVISION: JUICES

Classes:

- 01 Apple
- 02 Grape
- 03 Pear
- 04 Pineapple
- 05 Tomato
- 06 White grape
- 07 Other (up to 2 different)

DIVISION: SOUPS

Classes:

- 01 Broth
- 02 Cream
- 03 Meat
- 04 Vegetable
- 05 Other (up to 2 different)

DEPARTMENT: HOME-EC – CREATIVE KIDS

(Open to Children 12 years old and younger.)

Superintendent: June Mills

RULES

1. Children must do the work themselves – to the extent they are capable. Parents may help with direction and oversee the work.
2. One entry per class unless otherwise specified.

*CLASS PREFIX REQUIRED FOR CREATIVE KIDS:

(11) Ages 6 and under

(22) Ages 7-9

(33) Ages 10-12

DIVISION: FINE ARTS (Kids Division)

Art must be framed and/or matted and ready for hanging. No specified subjects.

(Must use prefix 11, 22 or 33 – see dept. rules)

Classes:

- 01 Collage
- 02 Drawing – Charcoal
- 03 Drawing – Color crayon
- 04 Drawing – Felt marker
- 05 Drawing – Ink
- 06 Drawing – Pencil
- 07 Drawing – Mixed (combination of any drawing medium)

- 08 Colored picture (drawn by another, colored by exhibitor – ink, paint, marker, crayon, pencil)
- 09 Mixed media
- 10 Painting – Acrylic
- 11 Painting – Watercolor
- 12 Painting – Other
- 13 Scrapbooking

DIVISION: CRAFTS (Kids Division)

- *Heavy (10lbs or larger), or entries exceeding 3 ft x 3 ft must obtain prior approval from Superintendent. Please contact Fair Office for approval. Space limitations may be a factor.

- Exceedingly large items will not be accepted without prior approval.

(Must use prefix 11, 22 or 33 – see dept. rules)

Classes:

- 01 Bird house – Pre-made, painted by exhibitor
- 02 Ceramics – Glaze
- 03 Ceramics – Other
- 04 Clay – Hard
- 05 Clay – Soft
- 06 Decorated basket
- 07 Dough art
- 08 Foam art
- 09 Jewelry & Beadwork
- 10 Leather – tooled
- 11 Leather – other
- 12 Macramé
- 13 Metal craft
- 14 Paper craft
- 15 Pipe cleaner art
- 16 Plaster craft
- 17 Stained glass
- 18 String art
- 19 Fair Theme Art “Sew It! Grow It! Show it!” (2026)
- 20 Wall decoration (must be ready to hang)
- 21 Weaving
- 22 Wood – cars
- 23 Wood – carved
- 24 Wood – Doll houses
- 25 Wood – Other
- 26 Other craft (not listed)

DIVISION: HOBBIES (Kids Division)

- *Entries are not to exceed a total size of 3 ft x 3 ft.
- **No heavy wood bases. Bases should consist of plastic, foam board, cardboard or other lightweight materials.**
- One group entry per child, will be accepted for the “Group” class.
- A “group” consists of 3 or more similar or related items presented as one entry. Examples: A group of old-style model cars, or different types of model trucks painted the same color, or a group of Lego helicopters, etc.

(Must use prefix 11, 22 or 33 – see dept. rules)

Classes:

- 01 Kits & Models-Group (limit 1 per child)
- 02 Kits & Models – Bird house assembled by exhibitor
- 03 Kits & Models – Cars & trucks
- 04 Kits & Models – Planes
- 05 Kits & Models – Wood
- 06 Kits & Models – Other
- 07 Lego Model – Made from a packaged kit.
- 08 Lego Creation – Farm
- 09 Lego Creation – Moving
- 10 Lego Creation – Group (*see definition above)
- 11 Lego Creation – Fair Theme “Sew It! Grow It! Show it!” (2026)
- 12 Lego Creation – Other

DIVISION: CLOTHING & TEXTILES (Kids Division)

(Must use prefix 11, 22 or 33 – see dept. rules)

Classes:

- 01 Backpack or Tote bag
- 02 Christmas decoration
- 03 Counted cross stitch
- 04 Garment – hand sewn
- 05 Garment – machine sewn
- 06 Hand embroidered
- 07 Needlepoint
- 08 Pet clothing
- 09 Pillow
- 10 Quilt – hand quilted
- 11 Quilt – pieced by exhibitor, quilted by another
- 12 Quilt – pieced and quilted by exhibitor
- 13 Quilt – other (tied, etc...)
- 14 Stenciled fabric article
- 15 Textile fabric painting – Clothing
- 16 Textile fabric painting – Other
- 17 Tie Dye
- 18 Wind sock or Fabric kite
- 19 Other

DIVISION: DOLLS & FRIENDS (Kids Division)

(Must use prefix 11, 22 or 33 – see dept. rules)

Classes:

- 01 Animals – cones or other
- 02 Doll
- 03 Pet rocks
- 04 Other

DIVISION: PHOTOGRAPHY (Kids Division)

Creative Kids Photography:

- Any photo not previously entered is eligible. Limit one photo per class.
- Each photo must be matted for display. NO framed or covered photos will be accepted. An adhesive tab will be placed on back at check in, for display purposes. Please do not adhere your own, prior.
- Black and white will be judged separate from color.

Photo size must be 8x10.

Must use prefix 11, 22 or 33 – see dept. rules)

Classes:

- 01 Action
- 02 Animal
- 03 Collection or collage
- 04 Floral
- 05 Human
- 06 Insect
- 07 Landscape
- 08 People
- 09 Still Life
- 10 Sunset
- 11 Fair Theme- "Sew It! Grow It! Show it!" (2026)
- 12 Other

DIVISION: FOODS (Kids Division)

*See Open Class BAKED FOODS AND FOOD PRESERVATION DEPARTMENTS for display instructions.

NOTES:

Breads: whole loaf on 6" paper plate, sealed in a plastic bag

Cakes: on covered board or cardboard sealed with plastic

Cookies: 3 cookies/bars on a 6" paper plate sealed in a clear plastic bag

Pies: ¼ of pie only. 8" or 9" non-returnable pan contained in plastic bag

Ages 6 & under NOT ELIGIBLE for Preserved Foods

(Must use prefix 22 or 33 – see dept. rules)

Classes:

- 01 Breads – Batter
- 02 Breads – Yeast
- 03 Quick breads – Biscuits (3)

- 04 Quick breads – Fruit bread – Whole loaf
- 06 Quick breads – Zucchini bread – Whole loaf
- 07 Quick breads – Other
- 08 Cake or Cupcakes (3)
- 09 Cobblers
- 10 Cookies – Bar
- 11 Cookies – Chocolate chip
- 12 Cookies – Gingerbread
- 13 Cookies – Molasses
- 14 Cookies – Peanut butter
- 15 Cookies – Snickerdoodle
- 16 Cookies – Sugar
- 17 Cookies - Unbaked
- 18 Canned foods – Fruit – Ages 7-12 only
- 19 Canned foods – Jam – Ages 7-12 only
- 20 Canned foods – Jelly – Ages 7-12 only
- 21 Canned foods – Vegetables – Ages 7-12 only
- 22 Canned foods – Other – Ages 7-12 only
- 23 Dried foods – Fruit
- 24 Dried foods – Vegetable
- 25 Pies
- 26 Other baked goods

DIVISION: OREGON WHEAT FOUNDATION BAKING CONTEST

The Oregon Wheat Foundation is bringing back the Oregon Wheat Growers League Baking Contests. This year's contests will be in five selected counties and are open to anyone ages 7 and up.

The junior division is for ages 7-13 and will be baking Blueberry Sour Cream Muffins*. Three muffins need to be submitted with the paper liners on the muffins. Place food items on a paper plate and in a plastic bag or wrap.

*Recipe will be provided and can be found on the fair website at www.umatillacountyfair.com.

See OWF Baking Contest under Home Ec – Baked Food for more information on how to enter.





 **CHI St. Anthony Hospital.**
A member of CommonSpirit

Our Vision: A healthier future for all— inspired by faith, driven by innovation, and powered by our humanity.



2801 St. Anthony Way • Pendleton • 541.276.5121 • sahpendleton.org

Open Class Entry Form

2026 Umatilla County Fair

Use this form as a worksheet to help you with online entries or to submit at the fair office.

***If using this form, you may only enter 12 items TOTAL per person. More than 12 entries must register online.**

All rules, regulations, departments, divisions, and classes are listed in the 2026 Exhibitor's Guide.

OPEN CLASS SCHEDULE (see Exhibitor's Guide for complete schedule):

- Static (Non-Livestock) Open Class exhibits are received Sunday, August 9th from 8am – 5pm at the Exhibit Hall.
- Livestock and small animal entries are received Monday, August 10th from 7am to 12pm and again from 5pm to 8pm. **ANIMALS WILL NOT BE ACCEPTED BETWEEN NOON & 5pm.**
- Alfalfa Hay King entries received on Monday, August 10th until 7pm.
- Discounted Open Class Exhibitor Season Admission Passes can **ONLY** be purchased with an entry tag claim ticket, beginning Sunday, August 9th. (Limit one per exhibitor). Open Class Exhibitor passes are \$30.
- All livestock & small animals need to be removed from the fairgrounds on Sunday, August 16th from 7am-10am.
- All Open Class premiums will be paid at the Exhibit Hall Box Office window on Friday, August 14th and Saturday, August 15th, from 2pm to 4pm.
- After Saturday, August 15th, unclaimed premiums under \$10 will not be paid to exhibitor and will be reabsorbed into the Fair's General Fund. Unclaimed premiums \$10 and over will be mailed to the exhibitor via check.

OPEN CLASS REGISTRATION DEADLINE JUNE 30TH 5:00PM

Online Entries: www.umatillacountyfair.com

USE FORM ON THE BACK OF THIS PAGE

**FFA SCORE SHEET FOR OUTSTANDING LIVESTOCK EXHIBITOR
SHOW PLACINGS | UMATILLA COUNTY FAIR**

Name _____ Project _____ Chapter _____

I. Show Placing's (Maximum 100 points)

A. Breeding Classes (5 or more animals in class)

1st place -- 15 points 3rd place -- 10 points 5th place -- 6 points
2nd place -- 12 points 4th place -- 8 points 6th-10th place -- 2 points

B. Breeding Classes (4 or fewer animals in class)

1st place -- 12 points 3rd place -- 7 points
2nd place -- 9 points 4th place -- 5 points

C. Market Classes -- Danish System

1st group (Blue) -- 20 points 2nd group (Red) -- 10 points

D. Group Classes -- 5 or more groups in class (NOT to include club groups)

1st place -- 15 points 3rd place -- 10 points 5th place -- 6 points
2nd place -- 12 points 4th place -- 8 points 6th-10th place -- 2 points

E. Group Classes -- 4 or fewer groups in class (NOT to include club groups)

1st place -- 12 points 3rd place -- 7 points
2nd place -- 9 points 4th place -- 5 points

F. Champion--15 points Reserve Champion--10 points

Class	Placing	Points

Total Section I (not to exceed 100) _____

II. Showmanship (Maximum 100 points), points given for each level you make until a max of 100 pts. is reached.

1st -- 50 points 6th -- 25 points
2nd -- 45 points 7th -- 20 points Placing Points _____
3rd -- 40 points 8th -- 15 points
4th -- 35 points 9th -- 10 points **TOTAL POINTS** _____
5th -- 30 points 10th -- 5 points

III. Record Books – Danish System

1st group (Blue) – 25 pts. Placing Points _____
2nd group (Red) – 15 pts. **TOTAL POINTS** _____

IV. Livestock Judging

- | | |
|------------------|------------------------------|
| 1st -- 50 points | 6th -- 25 points |
| 2nd -- 45 points | 7th -- 20 points |
| 3rd -- 40 points | 8th -- 15 points |
| 4th -- 35 points | 9th -- 10 points |
| 5th -- 30 points | 10 th -- 5 points |

Placing Points _____

TOTAL POINTS _____

- V. Summary:
- | | | |
|-------------|-------|-------|
| Section I | _____ | (100) |
| Section II | _____ | (100) |
| Section III | _____ | (25) |
| Section IV | _____ | (50) |

TOTAL _____ (275)

Placing _____

VI. Tie Breaker - Interview (Maximum 100 points)- to be conducted by FFA advisors.

A. Areas of which the exhibitor should have knowledge: (10 pts. each)

1. Animals' breeding dates, ages, pedigrees, etc.
2. Feeding, fitting and grooming
3. Health and common disease control
4. Industry and breed importance in this area
5. Breed (origin, size, evaluation testing methods)
6. Feed conversion, milk production/carcass grades and yields
7. Expenses and income
8. Amount of work done by exhibitor on the project
9. Information on how the exhibitor started the project
10. Exhibitor's future plans

Winning Name: _____

Club: _____



FFA GENERAL RULES

1. RULES THAT APPLY TO ALL FFA EXHIBITORS:

- a) Entries must be on regular FFA forms, completed in detail and approved by the Agriculture Science Instructor. Members will not be permitted to exhibit an entry that has not been properly entered in keeping with the deadline date.
- b) Entries must be documented as an official Supervised Agricultural Experience Project with a Project Record Book that verifies initiation and management of the entry 60 days prior to the Fair or by dates specified by other Fair rules.
- c) Up to date (completed) FFA record books must be turned in at the FFA Office during weigh-in of Fair
- d) Entries must be in place on the Fairgrounds Monday, August 10th. Weigh-in will be on Monday, August 10th. All market animals will weigh in upon arrival, on a first come first serve basis. All animals must remain loaded until their turn at the scales.
- e) Entries must be removed from the Fairgrounds on Sunday, August 10th from 7:00 - 10:00AM. Removal of entries prior to release time may cause forfeiture of premium money.
- f) Exhibitors are to use space assigned by the department Superintendent. Any change in mechanical structure of exhibit (example: removal or remodeling stall pens, partitions, gates, etc.) will be grounds for forfeiture of premium at discretion of FFA management. See Superintendent for permissible alterations. ENTRIES ARE NOT TO BE PUT IN PLACE UNTIL THE DEPARTMENT SUPERINTENDENT HAS BEEN CONTACTED FOR INSTRUCTIONS.
- g) FFA Chapters may compete the same as individuals. In this case, the chapter will be assigned an exhibitor number. Chapters entering livestock must indicate on registration form the name of the member who will show the animal.
- h) Each chapter with members exhibiting livestock must make a Herdsmanship entry for each kind of livestock entered, namely Beef, Dairy, Sheep, Swine, Goats, Rabbit and Poultry.
- i) Participants in the above activities must be in Official Dress.
- j) Enterprises carried in 4-H during the current year may not be exhibited in the FFA division by an FFA member.
- k) FFA exhibitors must be at the time of participation in the Fair a secondary student, including current year graduating seniors, and enrolled in at least one vocational education course for an agricultural occupation, including a Supervised Agricultural Experience Program, with the objective of establishment in an agricultural occupation.

2. FFA ANIMAL WELFARE AND TREATMENT POLICY

- Quality Assurance and Animal Welfare
- a) Drug Abuse: No illegal drug, off label use of drugs (uses other than specifically allowed on the drug label), or other use of artificial means to alter the physical composition, appearance, or disposition of a project animal is permitted. Violators may face repercussions listed below.
 - b) Physical Abuse: No physical abuse of project animals is permitted in any public or private setting. Physical abuse includes, but is not limited to, surgical or other physical alteration of animal appearance or practices resulting in bruising or injury from the showman. It also includes practices resulting in inordinate levels of shrink, fill or animal stress other than routine management in accordance with acceptable industry animal husbandry practices, such as including appropriate amounts and methods of exercising and training. Violators may face repercussions listed below.
 - c) In the event that repercussions are necessary for violations of the FFA animal welfare and treatment policy, the following may be applied to the violator at the discretion of the Blue Mt. FFA Advisors.

- d) Removal from the showmanship/market contest and disqualified with the loss of all placing and premiums.
- e) Rule number one, along with immediate removal from the livestock show and the loss of eligibility to show livestock within the Blue Mt. FFA organization.
- f) All of the above and removal from the stock show. The student will not be able to sell within the livestock auction. In the event violations occur within the Master Showmanship contest, the following repercussions may apply:
 - i. Removal and disqualification from the Master Showmanship contest.
 - ii. Removal and disqualification from the Master Showmanship contest, losing the privilege to compete again in the future (This rule may be commonly applied after a first offense has already occurred, but applied at FFA advisor discretion).
 - iii. All of the above and removal from the stock show. The student will not be able to sell within the livestock auction.

3. OFFICIAL DRESS FOR OREGON FFA LIVESTOCK EXHIBITORS AND CONTEST PARTICIPANTS

- a) Participants in the above activities must be in official dress
- b) White shirt/blouse, official FFA tie/scarf and official FFA jacket zipped to the top. Black pants/slacks or jeans. White pants/slacks are strongly encouraged for goats and dairy exhibitors.
- c) Superintendents have the authority to omit the wearing of jackets depending on the weather.

FFA Overall Superintendent: Sandy McKay
Assistant: Marty Campbell

ALL FFA EXHIBITORS MUST BE REGISTERED ONLINE BY THEIR FFA ADVISORS BY JUNE 19, 2026 IN ORDER TO EXHIBIT

FFA SHOWMANSHIP Superintendent: Hannah Hair

RULES

1. Members exhibiting livestock are required to make entry for showmanship awards in at least one division their livestock is entered. Members who exhibit livestock and poultry/rabbits must show in a showmanship class for both areas. A showmanship entry may be made for each kind of livestock entered.
2. Animals to be shown in the showmanship class must have been shown in a conformation class at which time the superintendent or the judge may eliminate a showmanship entry from showmanship competition.
3. Showmanship classes will be divided into Novice and Advance Showmanship. Novice Showmanship includes those exhibitors in Ag 1 & 2. When there are more than 15 entries in each class, the Superintendent will split the entries into two or more classes with not more than 15 entries in each class. The first and second place winners in each Showmanship Class will compete for Champion and Reserve Champion Showmanship for each species of livestock.
4. The Champion Showman of each species of livestock (beef, sheep, swine, dairy, and goat) will then compete for the All Around Champion Showman Awards if a minimum of 3 exhibitors are entered within the category.
5. Each contestant will be ranked on a 1-5-point basis by each judge for each species of animal. The individual with the fewest points will be the winner.
6. FFA Showmanship Awards: the first-place showman in beef, dairy, sheep, swine, and goat classes will be presented individual awards in the ring. Individual donors will provide these awards.
7. Factors to consider when scoring showmanship: Appearance of showman (neat, clean, properly dressed) poise, promptness,

calmness, alertness, and attitude of showman. Skill in showing the animal including: continuous attention while showing, controlling and keeping animal placed to advantage, ability to stand the animal, ability to move animal as requested by judge. The Animal: Condition (fleshing), clean, brushing and curling, clipping and brushing, feet and horns, condition of equipment.

(Individual Showmanship)

CLASS:

- | | |
|-----------------|------------|
| 1. Beef | 6. Poultry |
| 2. Sheep | 7. Rabbits |
| 3. Swine | 8. Turkeys |
| 4. Dairy Cattle | 9. Pigeons |
| 5. Goats | 10. Ducks |

Lot:

1. Novice
2. Advanced

**FFA HERDSMANSHIP
Superintendent: Ellery Jones**

RULES

1. The Herdsmanship award will be made on a chapter and an individual basis.
2. Pens must be cleaned by **8:00 a.m.**
3. All FFA Chapters must make a Herdsmanship entry for each species of livestock entered.
4. If animals or exhibitor's area is not properly cared for, including the period following the Awards Program, the Herdsmanship judge has the authority to have premium money withheld and to have exhibitor remove animals.
5. To be considered for the Herdsmanship Award the exhibitor must have an exhibitor card neatly completed and displayed. Herdsmanship will be done by exhibitors only.
6. Daily Herdsmanship banners will be awarded the top chapter exhibiting beef, sheep, dairy, swine or goats. At least two exhibitors with 3 beef or dairy animals or 5 head of sheep, swine or dairy goats must show animals for the chapter to be eligible.
7. Factors to consider when scoring Herdsmanship: The exhibitor: Appearance - neat, clean and properly dressed; cooperativeness with fellow exhibitors and those in charge; Manner - degree and promptness in carrying out duties and responsibilities; general attitude and conduct.

Care of Animals:

- (1) Kept clean at all times
- (2) Adequate bedding used
- (3) Fed and watered regularly
- (4) Blankets used properly

Care of stalls, pens, aisles, tack area: exhibitor card displayed that is fully and neatly completed; equipment kept in show boxes; feed kept in feed aisle and not on top of pen; stalls to be labeled with chapter name; aisle kept clean and free for spectators. Tack area and equipment must be labeled with chapter name.

CLASS:

- | | |
|----------|-----------------|
| 1. Beef | 4. Dairy Cattle |
| 2. Sheep | 5. Goats |
| 3. Swine | 6. Small Animal |

**FFA RECORD BOOKS
Superintendent: Sandy McKay**

1. Record Books are to be handed in to the FFA office at final weigh-in during Fair.
2. Required for all Market Livestock Projects. They must be complete!

Points:

- | | |
|--------------|---------------|
| Blue | 10 pts |
| Red | 7 pts |
| White | 5 pts |

**FFA BEEF CATTLE
Superintendent: Marty Campbell**

RULES

1. Department superintendents have the authority to breakdown or combine division classifications in order to best facilitate the show.
2. Refer to Open Class rules, Beef and Youth Show rules.
BREEDING (American System 1-2-3, Danish System 1st blue, 2nd blue, 3rd blue). If steers and breeding animals are both exhibited, points may be combined to select a winner. Breeding animals must be registered with papers.

POINTS:

- | | | | |
|------------|-----------|------------|----------|
| 1ST | 10 | 4TH | 4 |
| 2ND | 8 | 5TH | 2 |
| 3RD | 6 | | |

**USE SAME DIVISION AND CLASSES AS OPEN CLASS-
BREEDING CATTLE.**

FFA MARKET STEERS

RULES

1. All rules for the Youth Livestock Auction will be enforced.
2. All breeds will compete together
3. One entry per exhibitor, 4-H and FFA compete together in youth show.
4. FFA shows first on even years.

CLASS

1. Market Steer - calved last year

CHAPTER HERD RULES

1. Herd consists of four breeding animals owned by at least two members.
2. Must have a chapter exhibitor number.
3. Entry limit: 1 herd per chapter

CLASS

1. Chapter Herd

FFA DAIRY CATTLE

Superintendents: Madelin Nelson

1. Refer to Open Class rules for Dairy.

BREEDING

Refer to divisions and classes under Open Class Dairy Cattle

Points:

1st	10	4th	4
2nd	8	5th	2
3rd	6		

CHAPTER HERD RULES

1. Herd consists of 4 breeding animals owned by at least two members. Entry limit: one herd per chapter.

CLASS

1. Chapter Herd

FFA GOATS

Superintendent: Katie Adams

RULES

1. Read Open Class rules

BREEDING DOES ONLY

Refer to Class and Lot Number under - Open Class Dairy Goats - Add: Class 7: Grade

POINTS:

1st	6	4th	3
2nd	5	5th	2
3rd	4		

FFA MARKET GOAT

RULES

1. All rules for the Youth Livestock Auction will be enforced.
2. All breeds and crossbreeds compete together.
3. 4-H/FFA competes together in Youth Show.
4. No premiums; market

CLASS

1. Market goat.

CHAPTER HERD RULES

1. Herd consists of 5 breeding goats owned by at least two members
2. Entry limit: one herd per chapter

CLASS

1. Chapter Herd

FFA MARKET SWINE

Superintendent: Kylee Hunt

RULES

1. Youth Auction rules will be upheld.
2. One entry per exhibitor.
3. All breeds and crossbreeds compete together.
4. 4-H/FFA competes together.
5. FFA is first in odd years.

CLASS

1. Market Hog

POINTS: FEEDER CLASS ONLY

1 st	6	4 th	3
2 ⁿ	5	5 th	2
3 rd	4		

FFA SHEEP

Superintendents: Helen Griffin

RULES

1. All sheep must be clean, fitted and been shorn within the current year except for the wool breeds, or premiums will be withheld.
2. All lambs must be showing lamb teeth or proof of age may be required.
3. Check Open Class rules.
5. Market Lambs must be shown in showmanship.

BREEDING STOCK

Use Divisions and Classes from Open Class –Sheep

FFA MARKET LAMBS

RULES

1. All rules of the Youth Auction will be upheld.
2. Lambs shown in the Market Lamb Dept. may not be shown in breeding except for Get-of-Sire lot.

CLASS

1. Market lambs

POINTS:

1st	6	4th	3
2nd	5	5th	2
3rd	4		

FFA POULTRY, RABBITS & PIGEONS

Superintendent: Shareana Pittam

RULES

Refer to 4-H

SECTIONS: 1,3,4,5,6,7,8

Please refer to Open Class Poultry Pigeons and Rabbits for Section, Divisions and Classes, (Exception: Section 2 and Section 9, these listed below)

FFA MARKET CHICKENS

RULES

1. Youth Auction rules will be upheld.
2. All 4-H and FFA will compete together.
3. All breeds and crossbreeds will compete together.

CLASS (pen of 3):

1. Fryers under 8 weeks, 4 to 6½ lbs., live weight
2. Roasters, 8-16 weeks, 6 lbs. or more, live weight

POINTS

1st	3
2nd	2
3rd	1

FFA MARKET RABBITS

RULES

1. Youth Auction rules will be upheld.
2. 4-H/FFA competes together.
3. All breeds and crossbreeds will compete together.
4. No points.

CLASS (pen of 3)

1. Fryer rabbits 4 lbs. - 5½ lbs. Not over 80 days of age.
2. Roaster rabbits 5½ lbs. - 7½lbs. 81-100 days of age.

FFA AG MECHANICS
Superintendent: Brandon Deardorff

RULES

1. All shop entries must be the product of vocational agricultural student or active FFA members.
2. The Superintendent may move projects from one class to another, at their discretion.
3. When there is five or more project of the same kind, a separate class may be created.
4. Batteries are to be disconnected from power driven projects.
5. Projects must be complete. Chapter advisors are responsible for delivery and marking their Chapter Shop display.
6. The Danish system will be used in judging the mechanics exhibits.

NOTE: Furniture does not qualify for entry.

SCORE CARD FOR AGRICULTURE MECHANICS:

Points:
 Instructional Value..... 20
 The exhibit or project has provided desirable learning activities in agricultural mechanics instruction.
 Quality of Work.....50
 Design, use of material, construction Practices, exhibit/project completed
 Usefulness..... 15
 The project has a practical use at home
 Finish..... 15
 TOTAL.....100

Exhibit/project has proper finish, paint, varnish, etc. for the type of use.

TRAILERS

1. Stock
2. Utility
3. Machine
4. Pipe
5. Other

POINTS

Blue 15
Red 10
White 5

LARGE CONSTRUCTION

1. Metal
2. Wood & Metal
3. Wood
4. Other

POINTS

Blue 15
Red 10
White 5

MEDIUM CONSTRUCTION

1. Metal
2. Wood & Metal
3. Wood
4. Other

POINTS

Blue 15
Red 10
White 5

SMALL CONSTRUCTION

1. Metal
2. Wood & Metal
3. Saw Horse
4. Nail
5. Rope Halter
6. Stall Card Holder
7. Hay Hooks
8. Other

POINTS

Blue 15
Red 10
White 5

RECONSTRUCTION

CLASS	BLUE	RED	WHITE
Large Projects	10	7	4
Medium Project	6	5	4
Small Project	4	3	2

SHOP SKILLS

CLASS: OXY-Acetylene Welding

1. Melt Strip
2. Butt Weld
3. Bead and Rod
7. Other
4. Tent Weld
5. Bronze Butt
6. Bronze Bead

CLASS: Arc Welding

1. 6011 Bead
2. 6011 Fillet
3. 7018 Bead
4. 6010 Bead
9. Other
5. 6010 Butt
6. 6010 Fillet
7. 6011 Butt
8. Pad

CLASS: Miscellaneous

1. PVC Pipe
2. Copper Pipe Sharpening
3. Wood block
4. Eye Bolt Sharpening Gage
5. Twist Drill
6. Twist Drill

POINTS

Blue 15
Red 10
White 5

FFA CREATIVE SHOP SKILLS

CLASS

1. Large Projects
2. Medium Projects
3. Small Projects

POINTS

Blue 15
Red 10
White 5

FFA LIVESTOCK JUDGING

Superintendents:
Marty Campbell

RULES

1. The student must be a FFA member in good standing with the local Chapter, State Assoc., and the National Organization at the time of the Contest.
2. The student, at the time of participation in the contest must be a secondary student. Includes current year graduating seniors until State Fair state contests; and enrolled in at least one agricultural education course for an agricultural occupation, including a supervised occupational experience program, with the objective of establishment in an agricultural occupation.
3. High three chapter teams will receive banners, both contests.
4. A team may consist of five eligible members. The score of the three high individuals will be used to determine the team score. Greenhand and Advanced Team contests will be held.

TEAM POINTS:

1 st	20	3 rd	10
2 nd	15	4 th	5

INDIVIDUAL POINTS

1 st	20	6 th	10
2 nd	18	7 th	8
3 rd	16	8 th	6
4 th	14	9 th	4
5 th	12	10 th	2

LIVESTOCK JUDGING CONTEST

Teams will judge the following:

1. Beef - One class of market steer judging and one class of steer grading or feeder grading based on the State FFA contest that given year.
2. Sheep - One class of market lamb judging and one class of production ewe judging or a keep cull class with data to be alternated with swine.
3. Swine - One class of market hogs judging and one class of production gilts or keep cull gilts with data to be alternated with sheep.
4. One oral reasons class.

NOTE: Each class is worth 50 points. The total points possible will be 350.

CLASS

1. Novice
2. Advanced

FFA LAND PRODUCE Superintendent: Terrie Dennis

1. A member may make only ONE entry in each class. A member may only submit 1 entry in each "other" class but up to 4 separate varieties in the "any other" variety categories in the Crop Division.
2. Exhibits must be in place in between 8:00am and 5:00 p.m. on **Sunday, August 9TH**. In the Open Class Horticulture Section. (Inside the Event Center.)
3. **Exhibitor meeting on Monday at 11:30 AM. Report to Horticulture exhibit area to meet with Judge.**
4. All entries must conform to the following or be disqualified:
 - a) All vegetables must be clean and of marketable quality (insects or disease will disqualify an entry).
 - b) Have been produced as a part of the members Supervised Agricultural Experience Program and prepared for exhibit by the member unless otherwise stated.
 - c) Harvested since last year's State Fair.
 - d) Be in the quality and manner called for in the premium list.
 - e) Vegetables leave 1/2" on top.
5. All entries will be judged using the Danish system with scoring as follows:
 - Blue - exceptional quality
 - Red - meets bare min. trade standard
 - White - may not meet trade standards but is marketable, free from disease, insects, damage, etc.
 - NP - no placing
6. The FFA member must do all preparation of exhibits. Involvement of adults must be limited to advising. Any exhibit prepared by an adult will be declared ineligible for premiums.
7. Must be displayed on white paper plate.

VEGETABLES

- 01 Asparagus, 3 stalks
- 02 Beans, 3 pods
- 03 Beets, baby 3 beets, 3/4" to 1" diameter
- 04 Beets, 3 beets, 1 1/2" to 3" diameter (red, white or golden. 2" tops)
- 05 Broccoli, 1 head
- 06 Brussel sprouts-, 3 brussels cut from stalks.
- 07 Cabbage, green, 1-head, do not remove leaves.
- 08 Cabbage, red, 1-head, do not remove leaves
- 09 Carrots-3
- 10 Cauliflower-1 head Do not remove leaves

- 11 Celery-1 bunch
- 12 Corn-Yellow, 3 ears yellow – with husks
- 13 Corn-White, 3 ears candy – with husks
- 14 Corn-Multi colored, 3 ears – with husks
- 15 Corn-Sweet, 3 ears – with husks
- 16 Cucumbers 3 pickling
- 17 Cucumbers 3 slicing
- 18 Cucumbers 3 lemon
- 19 Eggplant -1
- 20 Garlic, 3 regular
- 21 Garlic, 3 large
- 22 Kale, 3 stalks
- 23 Kohlrabi, 3 white with 2" stem lift
- 24 Kohlrabi, 3 purple with 2" stem lift
- 25 Lettuce-(head or leaf) 1 head or bound leaves
- 26 Leeks, 3
- 27 Okra, 3 pods, green or red
- 28 Onions, 3 white dry, do not peel
- 29 Onions, 3 yellow dry, do not peel
- 30 Onions, 3 red dry, do not peel
- 31 Onions, green, 3 tops trimmed
- 32 Peas (in pod) 3
- 33 Peppers, 3 green bell
- 34 Peppers, 3 red bell
- 35 Peppers, 3 yellow bell
- 36 Peppers, 3 chilies
- 37 Peppers, 3 jalapenos
- 38 Potatoes, 3 Yellow
- 39 Potatoes, 3 Red
- 40 Potatoes, 3 Russet
- 41 Potatoes, 3 White
- 42 Pumpkin, 1
- 43 Radishes, 3 roots any kind, leaves attached
- 44 Rhubarb, 3 stalks, pull, do not trim leaves
- 45 Spinach-1 bunch
- 46 Squash, 1 Acorn
- 47 Squash, 3 Butternut
- 48 Squash, 3 Crookneck, 4 to 5" long, skin penetrable by thumbnail
- 49 Squash, 3 Scallop-Patty Pan
- 50 Squash, 3 Spaghetti
- 51 Squash, 3 Straight neck, 12 to 14" long, skin penetrable by thumbnail
- 52 Squash, 1 winter variety.
- 53 Squash, 3 young Zucchini, 6" to 9" long, skin penetrable by thumbnail
- 54 Swiss chard-3 stalks with leaves
- 55 Tomato, 3
- 56 Tomato, 3 cherry
- 57 Tomato, 3 green
- 58 Turnip, 3 table size
- 59 Other garden vegetables
- 60 Watermelon - 1
- 61 Vegetables, other
- 62 Largest Watermelon
- 63 Sunflower head largest diameter
- 64 Largest sunflower on stalk
- 65 Largest squash or pumpkin - weight
- 66 Largest cabbage – weight
- 67 Most unusual vegetable
- 68 Tallest stalk of corn with roots attached
- 69 Home garden exhibit (to be selected from home garden for which the FFA member has a major responsibility). The exhibit shall consist of 5-10 vegetables of different varieties and shall be prepared to display in a space not to exceed 5 square feet.
- 70 Herbs, other

Class 1-60, 68-70

POINTS:

BLUE 4
RED 3
WHITE 2

Class 61-67**POINTS:**

1 st	3
2 nd	2
3 rd	1

COMMERICAL TRUCK CROPS

Exhibit must be from ¼ acre or more in size for each class entered and must be accompanied by current record book. NOTE: Lots in Section 2 are the same as Lot 1 through 42 in Section 1.

FRUITS

(Each flat to consist of 12 specimens)

- 01 Apples, any variety, 12
- 02 Berries, any, one pint box
- 03 Cherries, any, with stems, one pint box
- 04 Grapes, table/juice, any variety, 1 quart box (minimum 2 cluster)
- 05 Grapes, wine, any variety, 1 quart box (minimum 2 clusters)
- 06 Prunes, dried, 1 quart plastic bag, previous crop
- 07 Fruits, any variety, 12

NUTS

(Each entry to be in a wide mouth quart jar) Lot:

- 08 Walnuts, 1 quart

SILAGE

- 09 Corn, 1 quart in plastic bag
- 10 Legume, 1 quart in plastic bag
- 11 Any other variety

VEGETABLE SEED

- 12 Any variety, 1 pint in wide mouth jar

HONEY AND BEES

- 13 Comb honey, 2 sections enclosed in cellophane
- 14 Extracting frame honey, 1 frame
- 15 Bees, in glass display case
- 16 Extracted honey, 1 pint

SPECIALTY CROPS

- 17 Garbanzos
- 18 Mint oil, 3 oz. Minimum
- 19 Sugar beets, 3
- 20 Sugar beet seed, 1 pint, wide mouth
- 21 Any other variety

COMMERCIAL GRAINS

One quart (each entry to be in a wide mouth quart jar)
State variety entered.

- 22 Barley
- 23 Barley, Other
- 24 Oats
- 25 Oats, Other
- 26 Wheat
- 27 Wheat, Hard White
- 28 Wheat, Other
- 29 Grain, Other

SEED GRAINS

One quart (each entry to be in a wide mouth quart jar)
State variety entered.

- 30 Barley
- 31 Barley, Other
- 32 Oats
- 33 Oats, Other
- 34 Wheat
- 35 Wheat, Hard White
- 36 Wheat, Other
- 37 Grain, Other

GRAIN SHEAVES

Sheaves must be 3" to 4" in diameter at butt with leaves removed and tied in three places.

- | | |
|-------------------|--------------------|
| 38 Six row barley | 42 Awned wheat |
| 39 Other barley | 43 Awnless wheat |
| 40 White oats | 44 Club wheat |
| 41 Any other oat | 45 Any other grain |

FIELD SEED

One quart, in a wide mouth quart jar

- | | |
|--------------------|------------------|
| 46 Alfalfa | 51 Fescue, tall |
| 47 Bromegrass | 52 Clover, all |
| 48 Clover, crimson | 53 Orchard Grass |
| 49 Clover, red | 54 Peas |
| 50 Clover, white | 55 Timothy |

TURF SEED

One quart, in a wide mouth quart jar

- 56 Bent grass, any kind and variety
- 57 Bluegrass, Kentucky
- 58 Bluegrass, any other kind or variety
- 59 Fescue, chewing
- 60 Fescue, red creeping
- 61 Rye grass
- 62 Any other variety

SHEAVES

To qualify, sheaves must be 3" to 4" in diameter at but

- 63 Legumes, any kind
- 64 Grass, any kind

HAY

(Alfalfa Hay King Contest Open Class HAY KING Section

There must be at least 2 FFA competitors for the Hay King Contest to occur.)

- 65 First 2026 cutting-alfalfa hay
- 66 Any other 2026 cutting - alfalfa hay
- 67 First 2026 cutting, any other variety
- 68 Second or later 2026 cutting, any other variety

FFA BAKED GOODS

Superintendent: Terrie Dennis

RULES

1. Self-rising flour and/or mixes not permitted.
2. All entries should be placed on 6" plates covered with a clear plastic bag or clear clamshell for larger items.
3. Entries may be reclassified or moved at the discretion of the superintendent.
4. Icing and decoration will have no effect on judging, except in decorated cakes
5. NO refrigeration provided

DIVISION: YEAST BREADS

*Rolls (3) or Loaf (1)

- 01 Cinnamon
- 02 Sourdough
- 03 White
- 04 Whole Wheat

DIVISION: COOKIES

Criteria: 3 cookies or bars per plate

General Appearance: uniformity in shape and size

Texture: tender, even grain, crisp drop cookies, others soft and cake-like

Color: characteristic of kind, uniform

Flavor: excessive flavors of spices, flavoring or sweetening

- 01 Brownies
- 02 Chocolate Chip
- 03 No Bake
- 04 Oatmeal
- 05 Sugar Cookies

DIVISION: PIES & COBBLER

Criteria: only ¼ of a pie per class. Shall be in 8" or 9" non-returnable pans contained in plastic bag. General Appearance: shape, regular, free from bulges on top crust, uniform browning. Internal Characteristics: crust texture, tender but free from tendency to crumble, crisp on bottom as well as along the edges

Filling: fruit well cooked, not too dry or juicy, characteristic of kind, free from excessive sweetness or flavor of uncooked starch. Flavor: crust, rich well.

- 1. Cobbler
- 2. Double crust fruit

**FFA FOOD PRESERVATION
Superintendent: Terrie Dennis**

RULES

- 1. All entries must be labeled correctly. Use only standard canning jars, (no larger than quart size) DO NOT USE PARAFFIN WAX ON JAMS OR JELLIES. No freezer jams allowed. Jars and lids must be clean and rings removed. Judges will be using the latest Cooperative Extension Bulletin on Food Preservation methods, Blue Ball Book of Preserving, copyright 2011 (or newer) or USDA Complete Guide to Home Canning. No jars will be opened for judging.
- 2. A round label will be on the face of the jar with the exhibitor's name and the contents clear enough for Fairgoers to read. A square label with information on preparation (pressure cook, how long, etc.) for the judge on the back. The label must also tell if lemon juice, citric acid or vinegar was used. Labels are available at the Fair Office before fair or from the Superintendent.

DRYING:

- 1. All entries must be labelled correctly. Bring 2 large, 6 medium, 12 small or 1 tablespoon of tiny pieces (like peas) in an approximate size mason jar. Attach self-sticking label (approximately 1.5"x3') with processing information to jar.

DIVISION: VEGETABLE PRESERVATION

- 01 Asparagus
- 02 Beets
- 03 Carrots
- 04 Corn
- 05 Green Beans
- 06 Tomatoes

DIVISION: FRUIT PRESERVATION

- 01 Applesauce
- 02 Apricots
- 03 Cherries
- 04 Peaches
- 05 Pears

DIVISION: JELLY

Color: characteristic of fruit, clear, bright and translucent
Consistency: can hold its shape when turned out but quivers when moved, tender, and cuts easily, holding sharp edge

Flavor: characteristic of fruit

- 01 Apple
- 02 Blackberry
- 03 Blueberry
- 04 Raspberry
- 05 Strawberry
- 06 Other

DIVISION: JAM

Criteria: Jam is made of crushed fruit

Color: characteristic of fruit, clear, bright and translucent

Consistency: can hold its shape when turned out but quivers when moved tender, and cuts easily, holding sharp edge

Flavor: characteristic of fruit

- 01 Apricot
- 02 Blackberry
- 03 Blueberry
- 04 Boysenberry
- 05 Marionberry
- 06 Peach
- 07 Other

DIVISION: DRIED FOODS

Criteria: clear container, appropriate for contents, complete label

Appearance: attractive, uniform

- 01 Fruits
- 02 Fruit Leather
- 03 Herbs
- 04 Meats
- 05 Tea
- 06 Vegetables
- 07 Freeze Dried



2026 Umatilla County Fair FFA Awards Sponsors

<p>Grand Champion Showman</p> <p><u>Award</u></p>		<p><u>Sponsor</u></p>	
Rabbit	Water Bottle	Mel & Jerrie Keely	
Furry Critter & Cavy & Pigeon	Water Bottles	UCF Youth Livestock Auction Sales Committee	
Dairy	Water Bottle	Cambell Cattle Co.	
Beef	Water Bottle	Steve & Erin Wallace	
Goat	Water Bottle	UCF Youth Livestock Auction Sales Committee	
Sheep	Water Bottle	UCF Youth Livestock Auction Sales Committee	
Swine	Water Bottle	Fourth Street Family Dental	
Poultry	Water Bottle	Hermiston FFA Alumni	
<p>Outstanding Exhibitor</p> <p><u>Award</u></p>		<p><u>Sponsor</u></p>	
Swine	Belt Buckle	Masonic Lodge #138	
Sheep	Belt Buckle	Tuscan Lodge #136 A.F. & A.M	
Beef	Belt Buckle	Tom & Julie Spoo	
Dairy	Belt Buckle	Meenderink Dairy	
Goat	Belt Buckle	Masonic Lodge #40	
Pigeon & Rabbit	Belt Buckles	Hermiston FFA Alumni	
Cavy & Poultry	Belt Buckles	UCF Youth Livestock Auction Sales Committee	
Furry Critters	Belt Buckle	UCF Youth Livestock Auction Sales Committee	
<p>A Special Thanks To All of Our FFA Awards</p>			
<p>1st-3rd Individual Large Animal Livestock Judging</p> <p><u>Award</u></p>		<p><u>Sponsor</u></p>	
Beginning Advanced	Garment Bag & Hanger Garment Bag & Hanger	Doherty Welding Doherty Recycling	
<p>Livestock Judging Large Animal</p> <p><u>Award</u></p>		<p><u>Sponsor</u></p>	
Beginning Advanced	Banners Banners	Oregon Trail Vet Clinic Pendleton FFA Alumni & Friends Association	
<p>1st-3rd Individual Small Animal Livestock Judging</p> <p><u>Award</u></p>		<p><u>Sponsor</u></p>	
Beginning & Advanced	Garment Bag & Hanger	UCF Youth Livestock Auction Sale Committee	
<p>Livestock Judging Small Animal</p> <p><u>Award</u></p>		<p><u>Sponsor</u></p>	
Beginning & Advanced	Banners	UCF Youth Livestock Auction Sale Committee	
<p>Herdsmanship</p>			
Sheep	Gift Card	Broken Horn Ranch Ministries	
Swine	Gift Card	UCF Youth Livestock Auction Sales Committee	
Beef	Gift Card	Memory of Harold Rankin	
Dairy	Gift Card	Campbell Cattle Co.	
Goat	Gift Card	Broken Horn Ranch Ministries	
Small Animal	Gift Card	UCF Youth Livestock Auction Sales Committee	
<p>Large Animal Master Showman</p> <p><u>Award</u></p>		<p><u>Sponsor</u></p>	
	Belt Buckle	GT Land & Cattle	
<p>Small Animal Master Showman</p>		<p>Mel & Jerrie Keely</p>	

Midway
Bar & Grill

**GREAT FOOD!
GREAT SERVICE!
BEER GARDEN!**

PAVILION EVENT CENTER

1750 N. 1st St. Hermiston, OR
541-567-5180
www.midwaybargrill.com



WE OFFER CATERING SERVICES!



HEAVY DUTY TRUCK WRECKING YARD

**New & Used Parts
Full Service Truck Shop**

**Proud Sponsors of the
Umatilla County Fair &
Farm-City Pro Rodeo!**



82891 Bud Draper Drive, Umatilla, OR
Toll Free: 866-922-6455
541-922-6455
www.hagermanparts.com

4-H GENERAL RULES

ONLINE REGISTRATION PROCESS

All 4-H entries will be pre-registered through online registration by the member. Please follow the steps below:

1. **4-H online entry deadline for all contests and exhibits is Tuesday, June 30 by 11:59 pm.**
2. All approved members will receive an email with the ShoWorks entry link. If you do not receive an email, please contact the 4-H office at 541-278-5404 or a club volunteer for assistance.
3. If you do not have a computer or need assistance with your online registration, contact the 4-H Office at 541-278-5404.
4. All 4-H members who met participation eligibility are in the ShoWorks database. Please refer to your enrollment email for details and passwords or contact the 4-H Office.

4-H ENTRIES

Please read all entry information and procedures in the Exhibitors Guide carefully prior to entering.

1. **Pre-entry information required for all 4-H entries must be completed by Monday, June 15.**
2. Accommodation requests must be submitted in writing to the Umatilla County 4-H office prior to the contest entry deadline.
3. Exhibits must be checked in by the times published in the fair schedule to be judged and awarded premiums.
4. All exhibits must be picked up on Sunday, August 16. Livestock will be released between 7 a.m. and 10 a.m. **All livestock exhibitors must conduct a final cleanup of the livestock area by 10 a.m.** All other exhibits will be released from 8:00 a.m. – 11:00 a.m. All exhibits must be picked up at EOTEC by 11:00 a.m. on Sunday, August 16. **The Extension Office will not transport exhibits. If you cannot meet this deadline, send a representative to pick up your exhibits.**
5. All 4-H youth exhibitors must comply with all Umatilla County Fair general rules, regulations, and policies noted in the front section of the County Fair Exhibitors Guide.
6. All exhibits for Communications, Expressive Arts, Family and Consumer Science, Horticulture, Industrial Arts, Natural Science, and STEM must be properly labeled with name, county, age division, and skill level on each exhibit item.
7. Unless otherwise specified, members may only advance to the state level in project areas in which they are currently enrolled. Members with entries in project areas in which they are not currently enrolled will only be eligible for blue, red, and white ribbons. These entries are NOT eligible for awards or premiums and will not be advanced to the state level.
8. If required, an explanation card must be fully completed and securely attached to each exhibit. (See class requirements to know if a card is needed.) These cards should be completed by the member and must match the exhibit being entered. Exhibits without required explanation cards, labeling, or other specific class requirements will be dropped one ribbon color.

4-H ELIGIBILITY

1. Exhibiting in the 4-H Division of the fair is restricted

to members enrolled in 4-H club work in Umatilla County by January 31 of the current year. Livestock exhibitors must be YQCA certified.

2. Unless otherwise specified, members may only advance to the state level in project areas in which they are currently enrolled. Members with entries in project areas in which they are not currently enrolled will only be eligible for blue, red, and white ribbons. These entries are NOT eligible for awards or premiums and will not be advanced to the state level.
3. Members must enter their proper phase or skill level according to their age division and advancements. Members are only eligible for one skill level in each project area.
4. All exhibits shall be the member's own 4-H project for the current club year.
5. Age groups for all contests and exhibitors shall be as follows, unless noted in the appropriate section:
CLOVERBUDS: Ages 5-8 on Sept. 1, 2025. Limited exhibit areas. No large animal livestock, horse, dog, shooting sports, or live contests.
NOVICE:
HEARTH - First-year HEARTH (Home Ec, Art, Horticulture) project JUNIOR member age 9-11 on Sept. 1, 2025
Livestock/Small Animal - First-year livestock project JUNIOR member age 9-11 on Sept. 1, 2025
Dog - First-year dog project JUNIOR member age 9-11 on Sept. 1, 2025. (Obedience classes are based on the level of the dog.)
Horse and Shooting Sports - First-year horse or shooting sports project member regardless of age
JUNIOR: ages 9-11 on Sept. 1, 2025
INTERMEDIATE: ages 12-14 on Sept. 1, 2025
SENIOR: ages 15-19 on Sept. 1, 2025
6. HEARTH exhibits may be entered in only one class.
7. The same exhibit may not be entered in 4-H, FFA, and/or Open Class unless it follows the Oregon 4-H and FFA Memorandum of Understanding (MOU).
8. Exhibitors must own all animals no later than June 1, except for those specific ownership dates mentioned in other sections of the Exhibitors Guide.

4-H ADMINISTRATION

1. All 4-H exhibitors are to abide by the "General Rules and Regulations" of the fair, except where such rules are superseded by 4-H State Guidelines.
2. The individual member must do all the preparation and care of exhibits and necessary preparation for contests.
3. Exhibitors must allow fair management to use animals or exhibits in judging contests unless excused by the Superintendent.
4. Failure to comply with fair rules and cooperate with fair management will result in the forfeiture of premiums.
5. It will be the responsibility of each Superintendent to turn in completed results from their division to the on-site 4-H Office as soon as the clerk sheets are completed, no later than 24 hours after the end of judging.

4-H PREMIUMS

4-H premiums will be awarded according to the following point system guidelines:

- Points will be awarded at the Novice, Junior, Intermediate, and Senior levels.
- Premium points will be determined by ribbon placing as follows: (**Remember the numbers represent points, not a dollar amount.**)
 - Blue – 5 points**
 - Red – 4 points**
 - White – 3 points****No Points for Market Classes**
- Champion and Reserve Champion will receive no additional points.
- The monetary value of a point will be determined after the show, based on the total points awarded and monies allocated for premiums.
- Areas surrounding livestock exhibits must be kept clean during the week and thoroughly cleaned at checkout, or **PREMIUM MONEY WILL BE WITHHELD!**
- In case there are low exhibitor numbers or entries are deemed unworthy of the prize offered, the points will be awarded at the discretion of the judge. No champion ribbons will be awarded to class winners unless they are blue ribbon or first premium quality.

4-H RIBBONS

4-H judging will take place with the Danish Merit System, awarding class entries a blue, red, or white ribbon. Champions and Reserve Champions may be selected when the judge deems there are entries of championship quality. Champions and Reserve Champions will be selected from blue ribbon winners only. Ribbons and their relative standing are:

Champion: Best in the class

Reserve Champion: Second best in the class

Blue Ribbon: an exhibit that is excellent and meets the established standards for the class.

Red Ribbon: an exhibit that is good but has room for improvement and meets the established standards for the class.

White Ribbon: an exhibit that meets the requirements of the class but shows need for considerable improvement.

Participation Ribbon: given when an exhibit does not meet the requirements of the class. (Display only)

Cloverbuds: recognition of participation

STATE FAIR ENTRIES

- The judge will designate exhibits of State Fair quality at the time the exhibits are judged.
- Only Intermediate and Seniors are eligible for State Fair entries, which require their attendance to participate. Juniors are eligible to send exhibits for judging. Juniors cannot participate in any in-person contests such as food preparation contests, judging contests, livestock exhibits, etc.
- All entries qualifying for the State Fair must be registered through the onsite 4-H Office by Sunday, August 16, at 11:00 a.m.
- State Fair Transport Procedure:** All items can be dropped off at the County Extension offices by 12:00 PM on Monday, August 24, for transport to State Fair. Items will be returned to the County Extension offices on Tuesday, September 8 and will be available for pickup later that week.

4-H CLOVERBUDS

Superintendent: Umatilla County 4-H Ambassadors

Enrolled 4-H members ages 5-8 on Sept. 1, 2025. Choose **up to six exhibit items** from the categories listed below. 4-H'ers must submit online pre-entry by June 15, 2026, to exhibit. **Items are due in the Event Center at EOTEC between 1 p.m. and 5 p.m. on Sunday, August 9. No paperwork is required for Cloverbud exhibits.**

452 600 010 Plants: examples include house plants, vegetables, terrariums, container gardens, and potato heads.

452 600 020 Cut Flowers: must be grown by member.

452 600 030 Vegetables: must be grown by member.

452 600 040 Natural Sciences: examples include leaf prints, bird feeders, and nature bookmarks.

452 600 050 Engineering: examples include feed box, draft stopper, and models.

452 600 060 Expressive Arts: examples include refrigerator magnets, ornaments, puppets, stone creations, and mobiles.

452 600 070 Photography: black and white or color photographs. Must be mounted or framed with **NO GLASS IN FRAMES.**

452 600 080 Wearable Art: examples include painted, dyed, or decorated clothing or accessories.

452 600 090 Art: examples include painting or drawing using any art medium. **NO GLASS IN FRAMES.**

452 600 100 Sewing: machine or hand-sewn items

452 600 110 Fiber Arts: examples include embroidery, weaving, or cross-stitch.

452 600 120 Knitting or Crocheting: potholders, slippers, hats, etc.

452 600 130 Cooking: 3 cookies; no-bake, shaped, bar, or drop.

452 600 140 Table Setting: place setting for 1 with menu (**exhibit turned in on Sunday, Aug. 9 - not part of Exhibit Hall Contests**)

452 600 200 Small Animal Show-n-Tell: Cloverbud members will bring their small animal project in with 4-H livestock entries on Monday, Aug. 10, to be shown Tuesday, Aug. 11. Details will go out to all members that enter this class before fair.

CELEBRATE OUR WORLD

Celebrate Our World classes will be taking a break in 2026 due to limited entries. There will not be Celebrate Our World classes in any category at the county or state level.

COMMUNICATIONS

DEPARTMENT

4-H AUDIO PRODUCTION

Classes are open to all 4-H members. All entries must be the original work of the 4-H member. Members may

enter **one** exhibit per class, plus one club exhibit. **NOTE:** Oregon State University Extension 4-H Youth Development reserves the right to share outstanding entries to promote 4-H programs. By submitting, participants grant permission for their work to be used for educational or promotional purposes.

1. Both project and non-project related subject matter are acceptable.
2. All audio content must support the 4-H code of conduct. Any music, sound effects, or external audio not created by the 4-H'er(s) must be appropriately credited.
3. Credits can be creative and included at the beginning or end of the production. The quality, accuracy, and creativity of credits will be included in judging. Time restrictions include credits.
4. Audio submissions must be in .mp3 format, titled "first_last_classnumber_county.mp3" and can be emailed to umatilla4h@oregonstate.edu or submitted on a thumb drive by 5 pm on Sunday, Aug. 9 with HEARTH exhibits.
5. , titled "first_last_classnumber_county.mp3".
6. All exhibits must be accompanied by an [Audio Explanation Sheet](#). Email your explanation sheet with your MP3 file.
7. Judging focus for all classes will be on the following:
 - Content Quality
 - Audio Clarity
 - Creativity
 - Technical Execution
8. Judging criteria are outlined on the [Audio Judges' Rubric](#). Judges will complete the [Audio Production Score Card](#) for each entry. Both are available from the County Extension Offices, the Umatilla County 4-H website, or the State 4-H website.

PODCAST

This class invites members to create a podcast on any topic, from nonfiction explorations of 4-H projects, lifestyle, or current events to comedic takes on everyday life.

1. Entry can be informative, educational, or an entertainment podcast.
2. Use of interviews, music, and sound effects is encouraged but must be credited.
3. Submissions must include an introduction, main content, and conclusion.
4. Length: Up to 5 minutes for Juniors, 7 minutes for Intermediates, and 10 minutes for Seniors and Clubs.

216 000 101 Podcast, Junior
216 000 102 Podcast, Intermediate
216 000 103 Podcast, Senior
216 000 104 Podcast, Club

NEWSCAST

1. Entry should include investigative reporting, journalistic storytelling, or news updates.
2. Must include at least two segments (e.g., news story, weather, interview).
3. All external audio (e.g., music, sound effects) must be credited. Credits can be included as audio narration or written on the explanation card.
4. Length: Up to 3 minutes for Juniors, 4 minutes for Intermediates, and 5 minutes for Seniors and Clubs.

216 000 111 Newscast, Junior
216 000 112 Newscast, Intermediate
216 000 113 Newscast, Senior
216 000 114 Newscast, Club

AUDIO DRAMAS

Audio dramas bring fictional stories to life through voice acting, sound effects, and music.

SHORT FICTIONAL STORY

1. Submissions can include single episodes of a fictional series or standalone short audio stories.
2. Judged on oratory performance, sound effects, and production quality (e.g., background noise, transitions).
3. Length: Up to 5 minutes for all entries.

216 000 201 Short Fictional Story, Junior
216 000 202 Short Fictional Story, Intermediate
216 000 203 Short Fictional Story, Senior

FULL-CAST AUDIO DRAMA

1. Submissions involve multiple voice actors and sound effects to tell a longer fictional story with multiple characters and scenes.
2. Teams of any size are allowed.
3. Length: Up to 7 minutes.

216 000 214 Full-Cast Audio Drama, Club/Team

MUSIC PRODUCTION

Music production is the process of creating, recording, and refining musical compositions.

1. Submission can include original compositions, remixes, or covers of existing songs.
2. Participants must credit any samples, loops, or external audio used.
3. Submissions should demonstrate creativity, technical skill, and attention to audio quality (e.g., mixing, mastering).
4. Length: Up to 3 minutes.

216 000 301 Music Production, Junior
216 000 302 Music Production, Intermediate
216 000 303 Music Production, Senior

FOLEY ARTISTRY

Foley Artistry is the craft of creating sound effects to enhance audio or visual media.

1. Participants must recreate all the sounds for the scene using Foley techniques (no pre-recorded sound effects).
2. Submissions should include a brief explanation of the tools and methods used to create each sound.
3. Length: 1 to 4 minutes.

4. 2026 Foley Scene: "Jungle Adventure"

Outline:

- Entering Jungle – footsteps, rustling leaves, bird calls
- Deep Jungle – insects, distant roars, water dripping
- River Crossing – splashes, sloshing steps, animal chatter
- Surprise Encounter – loud roar, running, breaking branches, fade out

216 000 401 Foley Artistry, Junior
216 000 402 Foley Artistry, Intermediate

216 000 403 Foley Artistry, Senior
216 000 404 Foley Artistry, Club

4-H CREATIVE WRITING

Classes are open to all 4-H members. All entries must be the original work of the 4-H member. Members may enter **one** exhibit per class. A completed [Creative Writing Explanation Card \(212-01\)](#) must be attached to each exhibit.

POETRY

1. Poem can be any style (haiku, limerick, rhyme, sonnet, pastoral, free verse, acrostic, blank verse, couplet, etc.).
2. Poem can be written on any age-appropriate subject.
3. Poem must have a title.
4. Poem must be mounted or matted for display *without* glass. Artwork or photographs may be added. Credit will be given for creativity in the display of the poem.
5. Size of exhibit cannot exceed 12" x 12".

212 100 101 Poetry, Junior
212 100 102 Poetry, Intermediate
212 100 103 Poetry, Senior

SHORT STORY

1. A fiction story on any appropriate topic.
2. Story length is measured in word count:
 - Juniors: up to 1,500 words
 - Intermediates: up to 2,500 words
 - Seniors: up to 5,000 words
3. Story must be typed in an easy-to-read font (such as Times, Calibri, or Aptos, size 14), double-spaced, and printed on standard letter size (8 ½ x 11) single-sided sheets.
4. Credit will be given for design elements that support or enhance the work, but the focus should be on the writing.
5. Story should be placed in a flat, stiff 8 ½ x 11-inch folder with internal fasteners. (Three-ring binders and folders with external clips are not acceptable.) The exhibit tag should be attached to the cover.

212 100 201 Short Story, Junior
212 100 202 Short Story, Intermediate
212 100 203 Short Story, Senior

4-H EDUCATIONAL DISPLAYS

**Superintendent: Umatilla County
4-H Ambassadors**

Classes are open to all 4-H members and are especially appropriate for those projects that have no separate exhibit classes.

1. Exhibitors may enter **one** exhibit per age division and be part of a club entry.

Note: Some topics are judged within their topic area even when submitted as an educational display.

Those must be submitted with their appropriate projects, not in the Educational Display division. This includes:

- Conservation (Natural Science)
- Honeybees (Natural Science)
- Science Investigation (STEM)
- Junk Drawer Robotics (STEM)

2. The exhibit may be a poster or a three-dimensional display. Posters are limited in size to 30" by 24". Individual three-dimensional displays are limited in size to 48" wide (measured when lying flat), 24" deep (front to back), and 36" high. Club exhibits are limited in size to 60" wide, 24" deep and 36" high. The weight of any display cannot exceed 30 pounds.
3. Exhibits may include pictures, models, diagrams, and actual articles if they qualify for the safety standards listed below. Drawings or photos that are an essential part of the display should be firmly attached to the board. Loose materials like soil, bark, or sand must be displayed in closed containers. No books or notebooks will be accepted as part of the display. The display may include flyers, business cards, information sheets, etc., for public distribution. Enough should be provided to last throughout the entire fair.

The following materials will not be allowed on the display for safety reasons:

- Living organisms- plants or animals
 - Any liquids
 - Aerosol bottles or other pressurized gases
 - Glass
 - Hazardous substances
 - Sharp items
4. Display (all parts) should be able to last the duration of the fair in good repair.
 5. An [Educational Display Exhibit Explanation Card \(000-01\)](#) must be attached to each exhibit. Judging criteria are outlined on the [4-H Educational Display Evaluation Sheet \(214-01\)](#). Both are available from the County Extension Offices, the Umatilla County 4-H website, or the State 4-H website.
 6. Club exhibits are to be entered under the club's name but must include the names of all members and club volunteers. This may be on a separate piece of paper securely attached to the back of the exhibit. Club exhibits will receive one ribbon per exhibit.
 7. **Each piece of an exhibit must have name, county, and class number securely attached to it. All parts of the display should be attached in some way to keep the exhibit together as a unit.** Single posters may be displayed by hanging or stapling to the wall. All other displays should be free-standing. All information contained in the exhibit must be able to be viewed by the public by looking at the display. **All sources must be listed on the front of the display.**

214 100 001 Educational Display, Junior
214 100 002 Educational Display, Intermediate
214 100 003 Educational Display, Senior
214 100 004 Educational Display, Club

4-H POSTER CONTEST (County Only Contest)

Educational poster using the theme "What 4-H Means to Me". Poster must not exceed 22" x 28".

140 700 010 4-H Means to Me Poster, Junior
140 700 020 4-H Means to Me Poster, Intermediate
140 700 030 4-H Means to Me Poster, Senior
140 700 040 4-H Means to Me Poster, Club

FAIR THEME POSTER (County Only Contest)

Members may make a poster, no larger than 22" x 28", which uses the 2026 theme "Sew it! Grow it! Show it!".

- 140 720 010 Fair Theme Poster, Junior
- 140 720 020 Fair Theme Poster, Intermediate
- 140 720 030 Fair Theme Poster, Senior
- 140 720 040 Fair Theme Poster, Club

4-H GRAPHIC DESIGN

Classes are open to all 4-H members. Members may enter **one** exhibit per class.

1. Submissions must include a brief [Graphic Design Explanation Card](#) outlining the project goal, audience, and tools/software used.
2. All entries must be submitted as a printed document by 5 pm on Sunday, Aug. 9, 2026.
3. Judging will prioritize design quality, creativity, and clarity of communication over technical perfection.
4. Judging criteria are outlined on the [Graphic Design Judging Rubric](#) & [Graphic Design Score Sheet](#). Both are available from the County Extension Offices, the Umatilla County 4-H website, or the State 4-H website.

Note: Fill in blank in class number (___) with corresponding number for Junior, Intermediate, or Senior

- 1 Junior**
- 2 Intermediate**
- 3 Senior**

215 000 10__ Branding and Logo Design: logo or branding package for an organization, business, or event. Entries should include the logo and examples of its use (e.g., on stationery, social media, or merchandise mockups). Submit as a single printed document or design board.

215 000 20__ Social Media Graphics: Set of graphics for a social media campaign. Entries should include at least three cohesive designs with appropriate text, imagery, and calls to action. Examples: Instagram posts, stories, or Facebook banners. Submit printed as a combined document.

215 000 30__ Infographic Design: Infographic to explain a concept, share data, or tell a story visually. Examples: 4-H program impact, community statistics, or "how-to" guides. Submit design on 8.5x11 in. paper.

215 000 40__ Flat Poster or Flyer: Poster or Flyer To promote an event, program, or cause. Entries should demonstrate effective use of layout, typography, and imagery. Submit printed flyer or poster.

215 000 50__ Website Mockup or Interface Design: A single-page website mockup or interface for a mobile app. Submissions should include a clear visual layout of the page, with annotations explaining functionality if needed. Submit printed document/image.

215 000 60__ Publication Design (Magazine or "Zine"): Magazine cover and a two-page inside spread for a fictional or real publication. Submissions should show cohesive design and effective layout of text and images. Submit as a single printed publication.

215 000 70__ Brochure, Card, or Invitation: Create the front, back, and inside spread that conveys a message inviting the recipient to attend a real or fictional event or participate in a program. Submissions should show cohesive design and effective layout of text and images. Submit as a single printed publication.

4-H NONFICTION WRITING & PUBLICATIONS

Classes are open to all 4-H members. Members may enter **one** exhibit per class.

1. All entries must be the original work of the 4-H participant.
2. A completed [Creative & Nonfiction Writing Explanation Card](#) (212-01) must be attached to each exhibit.
3. Articles must be typed and printed on single-sided sheets at standard letter size (8.5x11 inches) with your name on the page. Use an easy-to-read font (e.g., Times, Calibri, or Aptos, size 12), double-spaced. Place the article in a flat, stiff 8.5x11-inch folder with internal fasteners (no three-ring binders or folders with external clips).
4. Judging criteria and explanations can be found on the [Nonfiction Writing Judges Rubric](#). Judges will score exhibits using the [Nonfiction Writing Score Sheet](#). Both are available from the County Extension Offices, the Umatilla County 4-H website, or the state 4-H website.

Note: Fill in blank in class number (___) with corresponding number for Junior, Intermediate, or Senior

- 1 Junior**
- 2 Intermediate**
- 3 Senior**

212 200 10__ News Article: Write a news article on a topic related to your 4-H project, community event, or current issue. News articles should be 500 words or fewer. Articles should be fact-based, well-researched, and clearly written. Include a headline, byline, and lead paragraph that answers the 5 W's (Who, What, When, Where, Why).

212 200 20__ Research Article: Write a research article on a topic related to your 4-H project or area of interest. Include at least one original source, such as an interview, survey, experiment, or observation. Articles should include an introduction, body, and conclusion, with clear citations for any sources used. Research articles may be up to 800 words for Juniors, 1200 words for Intermediates, and 1500 words for Seniors.

212 200 30__ Commentary or Op-Ed: Write a commentary or opinion piece on a topic related to your 4-H project, community issue, or current event. Op-Eds may be up to 750 words. Articles should present a clear argument supported by evidence and examples. Include a strong introduction, body paragraphs, and a conclusion that reinforces your point of view. Supplemental resource: [How to Write an Op-Ed](#)

212 200 40__ Technical Writing: Write a technical document, such as a how-to guide, instruction manual, or project specifications, such as for performing a process required for your 4-H project. This could be something like, How to Administer Medications to a Dog. Documents should be clear, concise, and well-organized, with headings, bullet points, and visuals as needed. Technical writing may be up to 800 words for Juniors, 1200 words for Intermediates, and 1500 words for Seniors. Supplemental resource: [Technical Writing and Style Guide](#)

4-H PRESENTATIONS **Superintendent: Kim Haight**

Classes are open to all 4-H members. These guidelines are to be used for all project areas. Presenters will introduce themselves with their full name and 4-H Club at the beginning of their speech. Judging criteria are outlined on the Oregon 4-H Presentation Evaluation sheets for [Demonstrations and Illustrated Talks \(211-001\)](#), [Public Speaking \(211-002\)](#), and [Impromptu Speaking \(211-003\)](#) available from the County Extension Offices, the Umatilla County 4-H website, or the State 4-H website.

Members may enter one exhibit per class if the subject matter is different for each.

1. 4-H presentation divisions include demonstrations, illustrated talks, public speeches, and impromptu speeches.
2. Participants will be expected to use a microphone.
3. All contestants will be interviewed by the judge at the conclusion of their presentation.
4. Each contestant must supply all his or her own equipment. A table, chart stand, and projector or TV screen will be available.
5. All Project areas compete together.
6. **Contests are time-restricted. See contest area for times.**
7. If members of a team are in two different age divisions, the team will compete in the highest age division.
8. Intermediate and Senior members may be chosen for the State Fair competition; **Junior members may participate at the county level only.**

DEMONSTRATIONS AND ILLUSTRATED TALKS

A **demonstration** shows how to do something. There is a finished product at the end. An **illustrated talk** is a way to share information with the use of visual aids.

1. The topic may be anything the member wants to share with others.
2. A member may not present the same topic more than once at the County or State Fair level.
3. Teams will consist of two members. If members of a presentation team are in two different age divisions, the team must compete in the higher age group.
4. Each team or individual will have time to set up, present, and clear the area. The actual presentation time is as follows: **Juniors 3-10 minutes and Intermediate/Senior 10-15 minutes.**
5. Each contestant must supply any needed equipment if different than listed in the overall contest rules.
6. The use of notes is permitted. However, the excessive use of notes may be counted against the contestant at the judge's discretion.
7. During the presentation, contestants should introduce themselves by name, club, and topic.
8. Contestants should cite their major references after their presentation. (Citing references is not included in the time.)
9. Anyone present may ask questions of the contestant after the presentation.

DEMONSTRATION:

211 600 011 Demonstration, Individual, Junior

211 600 012 Demonstration, Individual, Intermediate
211 600 013 Demonstration, Individual, Senior
211 600 021 Demonstration, Team, Junior
211 600 022 Demonstration, Team, Intermediate
211 600 023 Demonstration, Team, Senior

ILLUSTRATED TALK:

211 601 011 Illustrated Talk, Individual, Junior
211 601 012 Illustrated Talk, Individual, Intermediate
211 601 013 Illustrated Talk, Individual, Senior
211 601 021 Illustrated Talk, Team, Junior
211 601 022 Illustrated Talk, Team, Intermediate
211 601 023 Illustrated Talk, Team, Senior

PUBLIC SPEECHES

A public speech can be informational or persuasive. No visual aids may be used. To include visual aids, such as PowerPoints or a whiteboard, submit your project under *Illustrated Talks*.

1. The topic may be anything the member wants to share with others.
2. A member may not present the same topic more than once at the County or State Fair.
3. **Speech times are as follows: Juniors 3-7 minutes and Intermediate/Seniors 7-10 minutes in length.**
4. The use of notes is permitted. However, the excessive use of notes may be counted against the contestant at the judge's discretion.
5. During the speech, contestants should introduce themselves by name, club, and topic.
6. Contestants should cite their major references after their speech. (Citing references is not included in the time.)
7. Anyone may ask questions of the contestant after time has stopped.

211 602 011 Public Speaking, Junior
211 602 012 Public Speaking, Intermediate
211 602 013 Public Speaking, Senior

IMPROMPTU SPEAKING

The presenter must compose and deliver a speech with no prior preparation.

1. Contestants will draw topics at random.
2. Once contestants draw a topic, they will have five minutes to prepare before they begin their speech. The contestant may write notes on one 3 x 5-inch notecard, which will be provided.
3. **The speech should be 3 to 5 minutes in length.**
4. During the speech, contestants should introduce themselves by name, county, and topic.
5. A microphone will be provided.
6. No questions may be asked at the conclusion of the speech.

211 603 011 Impromptu Speaking, Junior
211 603 012 Impromptu Speaking, Intermediate
211 603 013 Impromptu Speaking, Senior

4-H VIDEOGRAPHY & CINEMATOGRAPHY

Classes are open to all 4-H members. Members and/or teams may enter **one** exhibit per class.

1. Both project and non-project related subject matter are acceptable.

- All portions of the video and sound must support the 4-H code of behavior. Audio or video parts not actually recorded by the member(s) must be appropriately credited. Credits can be creative and included at the beginning or end of the video or film. The quality, accuracy, and creativity of credits will be included in judging. Time restrictions DO include credits.
- Public display of the video will be at the discretion of the 4-H management.
- Video submissions must be in .mp4 format, titled "first_last_classnumber_county.mp4" and can be emailed to umatilla4h@oregonstate.edu or submitted on a thumb drive by 5 pm on Sunday, Aug. 9 with HEARTH exhibits.
- All exhibits whether electronically or physically submitted must be accompanied by a [Videography Exhibit Explanation Card \(213-02\)](#). Judging criteria are outlined on the [Videography Score Sheet \(213-01\)](#). Both are available from the County Extension Offices, the Umatilla County 4-H website, or the state 4-H website.

Note: Fill in blank in class number (___) with corresponding number for Junior, Intermediate, Senior, or Club/Team

- 1 Junior**
- 2 Intermediate**
- 3 Senior**
- 4 Club/Team**

213 000 10__ Promotional: advertisements, reviews, recruitment videos, or anything that promotes a product, service, or organization. **2026 Promo prompt:** Create a promotional video that inspires others to join 4-H or support its mission. Your video should highlight the impact of 4-H in your community, showcasing a specific project, event, or activity. Use interviews, footage, and creative storytelling to make your video engaging and persuasive. Video may be up to 5 minutes long.

213 000 20__ Documentary: Nonfiction piece of cinematography, such as an oral history, travel "vlog", or an expository "deep dive" on a topic. May be up to 20 minutes long.

213 000 30__ Educational: Demonstrations, lectures, public service announcements, or other "how to" or informational pieces. *Have a friend teach about their 4-H project!* May be up to 20 minutes long.

213 000 40__ Performance: Captures the essence or experience of a live concert, theatre production, slam poetry, or other public performance. The quality of the performance itself is not judged, only the quality of the videography. May be up to 20 minutes long. *If the performance was longer than 20 minutes, please cut between acts or at another appropriate place, preserving the intro and closing of the performance for the judges to review.

213 000 50__ Animated Short Film: An animated film can be fiction or nonfiction (such as an educational animation project). Any form of animation, including artificial-intelligence-assisted, is acceptable. May be up to 5 minutes long.

213 000 60__ Short Film: A piece of fictional cinematography that tells a story or evokes an emotion in the viewer. May be up to 20 minutes long.

213 000 70__ News Broadcast: Include a lead, body, wrap-up, and sign-off from the broadcaster. Teams of two should include a videographer and a reporter.

On-screen graphics can enhance understanding and clarity, including a ticker or chyron. Additional elements can be interviews, b-roll, or other appropriate content. May be up to 5 minutes long.

EXHIBIT HALL CONTESTS

PRE-FAIR JULY 14-15

DEPARTMENT

4-H FCS CLASSIC

To prepare for the FCS Classic Contest, please visit the Oregon 4-H [Family and Consumer Science Classic webpage](#). **Contests are open to all 4-H members**, but Intermediate and Senior members may only advance to the state level if enrolled in 4-H Foods & Nutrition, Sewing & Textiles, and/or Designing Spaces projects.

- Contest will consist of (1) 25 item ID quiz for foods/cooking and (2) judging (scenario) classes, one clothing/sewing and one foods/cooking.
- Only official contest materials may be used during the contest. Members using materials other than those allowed will be disqualified. Participants are not allowed to have cell phones in the judging area.
- No talking is allowed by 4-H members after the contest has begun. If 4-H members have a question regarding the contest, the member must address that question to the contest facilitator.

300 600 001 FCS Skill-a-thon: Junior

300 600 002 FCS Skill-a-thon: Intermediate

300 600 003 FCS Skill-a-thon: Senior

4-H FASHION REVUE

Superintendent: June Mills

Contests are open to all 4-H members, but Intermediate and Senior members may only advance to the state level if enrolled in 4-H Clothing & Textiles, Knitting, and/or Crochet projects. Fashion Revue is a combination of an interview/oral presentation, modeling of the garment and response to questions from the judges. The contest will be broken into two parts: personal interview and fashion revue modeling. Participants must be present for all 4-H Fashion Revue activities, including orientation, judging, dress rehearsal, and Fashion Revue. A complete schedule including orientation, fashion show practice, interview times and public fashion show will be distributed to all registered Fashion Revue participants.

- All garments/ensembles to be judged must have been purchased or constructed in the last 12 months.
- The Fashion Revue has a Construction division, Ready to Wear, and Fashion Revue Challenge. Members may enter up to **five** entries, with no more than one class in each division, except construction, where a member may enter one each for clothing, knitting, and crocheting (i.e. one ready-to-wear, one challenge, and up to three construction, one in each division).
- Judging criteria are outlined on the [Fashion Revue Contest Evaluation Form \(320-05\)](#) available from the County Extension offices, the Umatilla County 4-H website or the state 4-H website.

FASHION REVUE INTERVIEW PROCEDURES

1. Introduction/Presentation

Each contestant will start by introducing themselves and model their garment to the judges. Participants will then provide a 2-3 minute presentation to the judges which describes their project activities, outfit selection, construction or buying skills and their knowledge of fiber and fabrics. Areas that will be judged are outlined on the [Fashion Revue Contest Evaluation Form \(320-05\)](#).

2. Question and Answer

Judges will have the opportunity to ask each participant questions from the list of contest questions as well as questions related directly to the participant's garment or project experiences. Refer to the [Fashion Revue Interview Question Bank](#) for a list of possible questions.

3. Contestants will participate in a public fashion

show where they will have opportunity to model in a way to showcase their outfit/garment. To qualify for a ribbon, members must participate in both the interview and public show.

4. Participants will provide a **typed commentary (100-150**

words) to be read when they model during the public show. Commentary should focus on the learning, construction, and purpose of the garment rather than the individual's involvement in 4-H, fair, school, or other activities. Be sure not to include information that would be considered too personal (i.e. size of garment or something really embarrassing) nor provide too much private information (address, town, school, etc.) as these commentaries are read aloud in a public setting.

5. Explanation Cards: Participants must also bring a copy of the [Fashion Revue Card \(320-06\)](#) with fabric samples and a photo of the participant wearing the garment.

JUDGING BREAKDOWN

- 20% - Oral Presentation Skills
- 15% - Content of Oral Presentation
- 25% - Appearance of Garment
- 20% - Responses to Judge's questions
- 20% - Modeling

FASHION REVUE: CONSTRUCTION

1. Members may enter **one each** in clothing, knitting, and crocheting.
2. At least one piece of the garment in the ensemble must be constructed.

320 600 000 Novice
320 600 001 Junior
320 600 002 Intermediate
320 600 003 Senior

FASHION REVUE: READY TO WEAR

1. This contest has been designed to focus on wardrobe planning, choosing clothing that looks great on the member's body type and coloring, choosing clothing that projects their personality and lifestyle.
2. All elements of ensemble must be purchased within the last 12 months, except for one previously owned or borrowed accessory item (shoes, jewelry, etc.)
3. There are NO cost parameters for this contest; participants must submit receipts for all purchased items and a completed [Ready to Wear Buying Entry Form](#) and [Ready to Wear Consumer Comparison Worksheet](#).

4. All garments worn (visible garments – i.e. blouse, under jacket or vest) during the contest must be included in the buying worksheet.
5. The commentary must include the thought process in putting the outfit together, such as why they used the pieces they did, why the outfit fits their body style, and/or how it works into their wardrobe and lifestyle. In other words, why this outfit works for them.
6. Participants must be prepared to answer up to five questions found in the "Ready to Wear" section of the [Fashion Revue Interview Question Bank](#).

320 601 000 Novice
320 601 001 Junior
320 601 002 Intermediate
320 601 003 Senior

FASHION REVUE: CHALLENGE

1. The Fashion Revue Challenge for the 2026 fair season is Future Fashion! Use your research talents, creativity, and imagination to create a look for the year 2050 – think tech fabrics and futuristic silhouettes. Creativity is key!
2. At least 50% of the garment must be sewing (could be hand sewing), knitting, and/or crochet skills.
3. Construction commentaries should primarily focus on the inspiration for the garment, construction, and the experience when creating the garment.

320 602 000 Challenge, Novice
320 602 001 Challenge, Junior
320 602 002 Challenge, Intermediate
320 602 003 Challenge, Senior

FASHION REVUE: UPCYCLE YOUR STYLE

1. Upcycling is the process of taking discarded or unused materials and transforming them into new products of better quality or value. In the context of fashion, upcycling involves repurposing old clothing or textiles to create new and unique garments. This can include altering the items through sewing, embellishing, or combining them with other materials to give them a fresh look and extend their lifespan. Use your research talents, creativity, and imagination to create your fashion masterpiece.
2. At least 50% of the garment must be sewing (could be hand sewing), knitting, and/or crochet skills.
3. Construction commentaries should primarily focus on the inspiration for the garment, construction, and the experience when creating the garment.

320 603 000 Challenge, Novice
320 603 001 Challenge, Junior
320 603 002 Challenge, Intermediate
320 603 003 Challenge, Senior

4-H FOOD CONTESTS Superintendent: Susie Cobb

Contests are open to all 4-H members, but Intermediate and Senior members may only advance to the state level if enrolled in a 4-H Foods and Nutrition project.

CONTEST JUDGING CRITERIA

Judging criteria are outlined in the [4-H Food and Nutrition](#)

[Contest Score Sheet \(511-17\)](#) available at the County Extension Offices, the Umatilla County 4-H website, or the state 4-H website.

1. Meals will be judged on efficiency in the kitchen, creativity, nutrition, presentation, taste, cost-effectiveness, and food and kitchen safety.
2. Participants must be in appropriate dress for safe cooking and are expected to follow food and kitchen safety procedures. Participants are expected to leave the kitchen clean. This is part of the judge's evaluation.
3. The use of alcoholic beverages that would be unlawful for a minor to purchase or possess is not permitted in preparing or including on the menu.
4. Please serve the judge once your dish is complete. During the interview portion of judging, time will be paused and resumed once the interview is complete. Participants can serve the judge either family style or on an individual serving dish, whichever is appropriate for the meal.

CONTEST REQUIREMENTS

1. All participants must provide the judge with the correct [Judges Information Form](#) for each contest. Each form is available from the County Extension Offices, the Umatilla County 4-H website, or the state 4-H website. You must include cost and nutritional information for the meal on the form. Recipes for the dishes must be attached.
2. All participants must provide a poster (approximately 24"x30") of the recipe to display in the preparation area. Please include the 4-H member's name, county and contest name on the poster.
3. Participants will serve samples of the food to the judge and the public. Paper plates and utensils will be provided. *For food safety, finished dishes prepared at home may NOT be brought and served.*
4. All contests require at least one table setting. Please refer to individual contests for specific table setting requirements.

FOODS OF THE PACIFIC NORTHWEST

Participants select one food product to prepare chosen from: Fruit or Vegetable Dish, Salad, Sandwich, Grain Product, Yeast Product, Dairy Product, or Main Dish.

1. Participants will have **one hour** (start to finish) for set-up, preparation, and cleanup. Participants must provide all ingredients and equipment except range, microwave oven, and refrigerator.
2. Participants will prepare one recipe, batch, etc. of the food product using **at least two ingredients representative of the Pacific Northwest.**
3. Participants must select a food product that can be prepared within the time limit. **Only yeast products which require proofing will be allowed extra time.** Proofing time is done with members out of the kitchen.
4. Participants may not prepare the same recipe for more than one year.
5. The food prepared must be displayed on a serving platter or tray, or in a dish, bowl, basket, etc.
6. Participants must display one place setting of the table service which would be used in serving the food at a meal (include plates, tableware, napkin, glasses, tablecloth, placemat, or whatever is appropriate. A table will be available for each display. A centerpiece may be

included if the participant wishes but is not required.

7. Required form: [Foods of the Pacific Northwest Judges form \(511-18\)](#). The judge will also ask questions regarding the Pacific Northwest food used, i.e. nutritive value, region produced, or season when most plentiful.

511 601 012 Foods of PNW, Intermediate
511 601 013 Foods of PNW, Senior

JUNIOR FOOD CONTESTS

Open to Juniors only.

1. Participants will have **one hour** (start to finish) for set-up, preparation, and cleanup. Participants must provide all ingredients and equipment except range, microwave oven, and refrigerator.
2. Participants may not prepare the same recipe for more than one year.
3. Participants will prepare one recipe, batch, etc. of the food product. The food prepared must be displayed on a serving platter or tray, or in a dish, bowl, basket, etc.
4. Participants must display one place setting of the table service which would be used in serving the food at a meal (include plates, tableware, napkin, glasses, tablecloth, placemat, or whatever is appropriate. A table will be available for each display. A centerpiece may be included if the participant wishes but is not required.
5. Required form: [Junior Food Preparation Judges form](#)

511 701 011 Measuring Skills, First Year Junior: demonstrate correct methods of measuring ingredients such as flour, water, salt, and shortening. Contestants must also know basic measuring conversions, such as 3t=1T.

511 701 021 Cookie Baking, Junior: bake one batch of pan, drop, or bar cookies. A full batch of dough may be mixed and extra dough taken home.

511 701 031 Snappy Snacks, Junior: prepare your favorite nutritious snack

511 701 041 Favorite Food, Junior: prepare your favorite food.

511 701 051 Favorite Food, Junior Team

MINI-MEAL CONTEST

Participants prepare two dishes, including the main dish, in two hours. The meal can be breakfast, lunch, dinner, brunch, buffet supper, snack, party meal, etc.

1. Participants will have **two hours** (start to finish) for set up, preparation, and cleanup. Participants must provide all ingredients and equipment except range, microwave oven, and refrigerator.
2. Each participant (or team) must prepare only two dishes. One must be a main dish and the other can be any other food which would either (a) make an entire meal if served together, or (b) be part of a larger meal if other foods were included. Member can utilize food products they have preserved.
3. The food prepared must be displayed on a serving platter or tray, or in a dish, bowl, basket, etc.
4. Participants must display one place setting which would be used in serving the food at a meal (include plates, tableware, napkin, glasses, tablecloth, placemat, or whatever is appropriate.) A table will be available for each display. A centerpiece may be included if the participant wishes but is not required.
5. Required form: [Mini Meal Contest Judges Information](#)

[Sheet \(511-21\)](#)

6. Teams will consist of two members. If one member is a senior and the other an intermediate, the team is entered into the senior team class. Members may have one entry into both the individual and team classes as long as different dishes are prepared for each.

511 602 012 Mini-Meal, Intermediate
511 602 022 Mini-Meal, Intermediate Team
511 602 013 Mini-Meal, Senior
511 602 022 Mini-Meal, Senior Team

QUICK MEAL CHALLENGE

Participants prepare breakfast, lunch, or dinner for two people.

7. Participants will have **15 minutes for set up, 30 minutes (max.) for preparation and cooking, and 15 minutes for cleanup** after sharing the meal with the judge. Participants must provide all ingredients and equipment except range, microwave oven, and refrigerator.
8. Mixes or convenience ingredients such as pre-grated cheese may be included as ingredients but not as stand-alone dishes.
9. The food prepared must be displayed on a serving platter or tray, or in a dish, bowl, basket, etc.
10. Participants must display two place settings which would be used in serving the food at a meal (include plates, tableware, napkin, glasses, tablecloth, placemat, or whatever is appropriate.) A table will be available for each display.
11. Required form: [Mini Meal Contest Judges Information Sheet \(511-21\)](#)

511 605 012 Quick Meal, Intermediate
511 605 013 Quick Meal, Senior

4-H PRESENTATIONS Superintendent: Kim Haight

Classes are open to all 4-H members. See contest guidelines in the [Communications Department – 4-H Presentations](#) section of this guide.

EXHIBIT HALL CONTESTS (AT FAIR) DEPARTMENT

4-H FLOWER ARRANGING CONTEST

Contest is open to all 4-H members, but Intermediate and Senior members may only advance to the state level if enrolled in 4-H Horticulture and/or Expressive Arts projects.

1. Contestants will have 45 minutes to complete their arrangements. The judge will then interview each contestant.
2. The flowers must be arranged in a vase with floral foam. The member's name and county must be securely attached to the bottom of the vase.
3. Arrangements will be kept at fair after judging for display

to the public.

4. Participants must provide vase and shears/knife. All other contest supplies will be provided.
5. The publication "[Basic Floral Design](#)" (4-H 2354L) must be used by exhibitors as a reference.

713 600 011 Flower Arranging, Junior
713 600 012 Flower Arranging, Intermediate
713 600 013 Flower Arranging, Senior

4-H TABLE SETTING CONTEST

Contest is open to all 4-H members. No food is prepared for this contest.

1. Contestants will have 15 minutes to set up their display. The judge will then interview each contestant. A maximum of 10 minutes will be allotted for the interview.
2. A table will be provided with a marked space of 18" deep x 25" wide for the place setting. The contestant must bring all other supplies.
3. Select a theme. The table setting may be for breakfast, lunch or dinner and may range from a picnic to a formal meal.
4. Plan a well-balanced menu, appropriate for the member's skill level and chosen theme. All items on the menu should be dishes the member can prepare. The menu must be typed or neatly printed on a card approximately 5"x7" using size 16-18 font. Foods must be listed in the order they will be served. The menu card may be incorporated into the display/theme. Be creative!
5. Plan an attractive table setting for one person. The setting should include a tablecloth and/or placemat, dishes, tableware, glassware, and napkin. All must be appropriate for the theme and the menu being served. Paper plates, plasticware, and paper napkins may be used for casual themes. Centerpieces are acceptable if appropriate.
6. Only utensils necessary for the meal must be placed on the table. Newly purchased items are not necessary. Use what is available at home or from friends and family. All items must be safe to eat from, with no cracks or chips. Items must be clean with no water spots or fingerprints.
7. Alcoholic beverage containers or glasses are not allowed, nor should alcohol be included in the menu.
8. Refer to [Table Setting Guidelines \(999-06\)](#) for proper table setting. Be prepared to answer any questions the judge might ask about the place setting, the menu and/or nutritional values. Judging criteria can be found on the [Table Setting Contest Evaluation Sheet \(211-02\)](#).

511 604 011 Table Setting, Junior
511 604 012 Table Setting, Intermediate
511 604 013 Table Setting, Senior

EXPRESSIVE ARTS DEPARTMENT

4-H ART

Superintendent: Trisha Bunker

Classes are open to all 4-H members. Expressive Art has three divisions: **Original Art** is based on the entry

being entirely original, **Crafts**, which includes components that have been designed or created by others, and **Pottery**. In all divisions, the member is expected to create their work by applying the elements and principles of design.

1. All artwork is to be mounted for display, including jewelry.

- a. All jewelry exhibits must be mounted in some way to a board or fabric-covered board for display with the explanation card folded and attached.
 - b. **All art MUST be mounted on board as thick as mat board.** (4-ply, 6-ply, or 8-ply is recommended). Matting, spray fixatives, and/or overwrapping with plastic are acceptable for the protection of the artwork.
 - c. If an item is meant to hang, a hanger that will support the weight of the item must be securely attached. Adhesive plastic hangers are encouraged to protect artwork. Two adhesive hangers per hanging art piece is suggested.
 - d. Exhibits 3" or smaller **MUST** be mounted on matboard no larger than 4"x4". This should still be at least 4-ply to protect the art.
- 2. Due to weight, most artwork may not be framed.**
- a. **EXCEPTION** for work done with chalks, charcoals, or pastels that require protection – only lightweight frames with *plastic* can be used for protection during display – **NO wood frames or glass is allowed.**
- 3.** Exhibits should not contain parts that expose the public or volunteers to injury (i.e. no sharp edges or points).
- 4.** 4-H exhibit tags must be attached to the lower right-hand corner of the exhibit. **Each piece of an exhibit must be labeled on the back or bottom with the member's name, county and exhibit class number.** Exhibits that have more than one piece must be tied together or connected in some way so the pieces can be considered as one exhibit.
- 5.** All entries must have a fully completed [4-H Expressive Arts Explanation Card \(231-01\)](#) to qualify for judging. This form takes the place of interview judging, so be as thoughtful and comprehensive as possible when sharing the required information.
- 6.** The explanation must give the 4-H member's name, county and class number, origin of design, intended use of the item, previous experience using this technique and a description of how it was made.
- 7.** Exhibits are entered and displayed at the risk of the exhibitor. Public display of exhibits will be at the discretion of 4-H management.
- 8.** Exhibits will be evaluated using the judging criteria outlined on the [Art Project Evaluation Sheet \(231-02\)](#). All forms are available from the County Extension Offices, the Umatilla County 4-H website, or the state 4-H website.

Note: Fill in blank in class number (___) with corresponding number for age level

- 1 Junior**
- 2 Intermediate**
- 3 Senior**

ORIGINAL ART

Classes are open to all 4-H members. Members may enter up to **three** exhibits with no more than **two** per class number. Member applies the elements and principles of

design to create work that is entirely their own. **No kits or stencils should be included in these exhibits.**

231 100 01__ Drawing – Any surface using the following media: Graphite Pencil, Colored Pencil, Charcoal, Pen & Ink, Markers, Scratch Board, Wood Burning, Metal Embossing

231 100 02__ Painting on any type of surface using the following media: Watercolor, Acrylic, Oil, Pastels

231 100 03__ Print or Stencil – original work using print-making or stenciling techniques with a design created by the member. (Use of commercial stencils is not appropriate.)

231 100 04__ Collage or Mosaic – original work using collage or mosaic techniques with a design created by the member. Media might include paper, tile, wood, glass, seeds, etc. (Note: this class does not include scrapbooking.)

231 100 05__ Dyeing and Marbling – original work using marbling or dyeing techniques such as batik or dye painting. **NO TIE DYE OR PEN DYEING.**

231 100 06__ Digital Art – original work using a digital art program or tool, with or without a photograph layer taken by the exhibitor (using the explanation card to clarify the process). Must be entered as a (mounted/matted) printout at an appropriate resolution for judging.

231 100 07__ Multiple Media – original work that incorporates two or more of the techniques described above and/or other media such as resin or glue.

231 100 08__ Carving – original three-dimensional work using subtractive techniques in wood, soap, etc.

231 100 09__ Casting, Modeling and Assembling – original three-dimensional work using additive techniques. Examples might include metal welding, casting, paper mâché, origami, and pop-up structures.

231 100 10__ Wearable Clothing or Accessory – clothing item demonstrating original artwork. Examples of accessories include jewelry, hats, purses, footwear, etc. Techniques might include painting, dyeing, sculpting, beading, enameling, etc. **NO TIE DYE OR PEN DYEING.**

231 100 11__ Functional Item – original work in any technique or media done to create a functional but non-wearable item such as bowls, vases, cups, lamps, or other items. Typical media might include metal, wood, or paper.

CRAFTS

Classes are open to all 4-H members. Members may enter up to **two** exhibits with no more than **two** per class number. Member applies the elements and principles of design to create work that may incorporate pieces that have been designed or created by others, such as instructional patterns, pre-stamped or printed outlines, rubber stamps, commercial stencils, stickers, printed papers, etc. The explanation to the judge should explain how the member made the decisions about how to incorporate these pieces into the total design. **The pre-designed component must not be the total design.**

231 300 01__ Painting on surfaces – decorative painting on any surface (wood, metal, glass, plastic, cement, fiber, plaster, paper) using any paint medium and the aid of a pre-designed instructional pattern. May also include techniques such as pour of fluid painting.

231 300 02__ Stenciling/Printing/Stamping - work created using stenciling, etching, printing, or stamping techniques with the aid of stencils, forms, stamps, or designs that the member did not create themselves. In some cases, the exhibit may be up to five smaller items that use the same technique based on a theme. (Example: five note cards using nature stamps)

231 300 03__ Assemblage - Scrapbooking/Collage/Decoupage – Work should be assembled in a manner that maintains the form as a permanent structure. Scrapbooking exhibit should have no more than two scrapbook or memory book pages based on a single theme and protected by plastic sleeves. Exhibits with two items or pages should have them all labeled and securely attached to each other. May also include mosaics such as diamond art. **NO LEGOS.**

231 300 04__ Cast Ceramics – Slip cast item made from earthenware, stoneware, or porcelain.

231 300 05__ Wearable Clothing or Accessory – clothing item demonstrating artwork done with the aid of pre-designed components. Techniques might include painting, dyeing, beading, etc.

231 300 06__ Functional Item – artwork done with the aid of pre-designed components to produce a functional but non-wearable item.

POTTERY

Classes are open to all 4-H members. Members may enter up to **two** exhibits with no more than **one** per class number. Pottery exhibits will be evaluated using the judging criteria outlined on the [Pottery Evaluation Sheet \(231-03\)](#). *Note: Slipcast ceramics are submitted under the Crafts section.*

- 231 200 01__ Pottery or clay work**, using a **slab technique**
- 231 200 02__ Pottery or clay work**, using a **pinch technique**
- 231 200 03__ Pottery or clay work**, using a **coil technique**
- 231 200 04__ Pottery or clay work**, using a **wheel throwing technique**
- 231 200 05__ Pottery or clay work**, using a **combination of two or more of the above techniques**
- 231 200 06__ Pottery or clay work**, featuring a **glaze; fired or non-fired**

4-H CAKE DECORATING

Superintendent: Trish Bunker

Classes are open to all 4-H members, but members may only advance to the state level if enrolled in a 4-H Cake Decorating project. Members may enter up to **two** classes with no more than **one** entry per class number.

- 1. Cake decorating is limited to all icing work. All items on the cake must be made from frosting, not fondant, candies, or any other shaped 3-dimensional items.**
- 2. Exhibits must be displayed on a disposable plate or board.**
- 3. In addition to the exhibit tag, each piece of an exhibit must be labeled on the back or bottom with the member's name, county, and exhibit class number.**

Public display of exhibits will be at the discretion of 4-H management.

- 4. To qualify for judging, a fully completed [4-H Expressive Arts Exhibit Explanation \(231-01\)](#) must be attached. Judging criteria is outlined on the [4-H Cake Decorating Evaluation Sheet \(236-11\)](#). All forms are available from the County Extension Offices, the Umatilla County 4-H website, or the state 4-H website.**
- 5. Member applies the elements and principles of design to create work that is entirely their own.**

Note: Fill in blank in class number (__) with corresponding number for age level

- 1 Junior**
- 2 Intermediate**
- 3 Senior**

PHASE 1: DEMONSTRATE USE OF 3 TIPS

236 101 01__ Decorated Flat Cookie: A decorated 4"-6" cookie, any shape

236 101 02__ Decorated Flat Cake Design: Decorate an 8"x12" design on a 9½"x13½" flat board wrapped in wax paper. Decorate this space as if it was the top of a cake. The design should include proper use of 3 different tips: writing tip, leaf tip, star tip, or drop flower tip.

PHASE 2: DEMONSTRATE USE OF 4 TIPS

236 102 01__ Decorated Cupcake: A decorated cupcake

236 102 02__ Decorated Flat Cake Design: Decorate an 8"x12" design on a 9½"x13½" flat board wrapped in wax paper. Decorate this space as if it were the top of a cake. The design should include proper use of 4 different tips: writing tip, leaf tip, star tip, and petal tip.

PHASE 3: DEMONSTRATE USE OF MULTIPLE TIPS

236 103 01__ Decorated 8" Layer Cake: A decorated 8" round Styrofoam cake form

236 103 02__ Decorated Flat Cake Design: Decorate an 8"x12" design on a 9½"x13½" flat board wrapped in wax paper. Decorate this space as if it were the top of a cake. The design should include a minimum of 5 flowers, a border, and proper use of writing tip, leaf tip, star tip, petal tip, and other variety tips.

4-H CROCHETING

Superintendent: Trish Bunker

Classes are open to all 4-H members, but members may only advance to the state level if enrolled in a 4-H Fiber Arts project. Members may enter **three** exhibits based on **ONLY their skill level**, with no more than **two** exhibits per class. Members may also enter **one** exhibit in the Hands for Larger Service class.

- 1. Each piece of an exhibit must be labeled on the back, inside, or bottom with the member's name, county, and exhibit class number. This label must be typed or printed in indelible ink on a piece of white fabric and sewn in or written with indelible ink on painters' tape and placed where it can do the least amount of damage.**

- If the article is designed as a pair/set, both items must be labeled and fastened together, i.e. set of potholders, pillowcases, gloves, etc. Smaller items, such as bracelets, headbands, baby shoes, etc., must be mounted for display. A pair of gloves, slippers, etc., is considered one article. Swatches are not acceptable.
- To qualify for judging, a [4-H Crocheting Exhibit Explanation Card \(370-01\)](#) must be thoroughly and thoughtfully completed and securely attached to exhibits. Members must mark skills on the level in which they are enrolled and only enter articles that qualify in that level.
- Refer to the ["4-H Crocheting Project Member's Guide" \(4-H 962\)](#) for detailed information on specific skills to be learned in each phase. The judging criteria is outlined on the [4-H Crocheting Evaluation Sheet \(370-02\)](#) and can be found along with the required Explanation Cards from the County Extension Offices, the Umatilla County 4-H website, or the State 4-H website.

Note: Fill in blank in class number (___) with corresponding number for age level. The Advanced skill level is for Intermediates and Seniors only.

- 1 Junior**
- 2 Intermediate**
- 3 Senior**

BEGINNING SKILLS (PHASE 1)

One article showing one or more of the following stitches: chain stitch, single crochet, double crochet, or slip stitch.

261 200 11__ Wearable: garment or personal accessory (hat, purse, belt, gloves, etc.)

261 200 12__ Non-wearable: toys or items for the home (coasters, doilies, pillows, holiday decor, etc.)

BASIC SKILLS (PHASES 2 and 3)

One article showing one or more of the following stitches: treble crochet, double treble, v stitch, open or filet mesh, block or solid mesh, long single stitch, shell stitch, or shell stitch variation. Stitches may be used in combination with stitches learned in a previous level.

261 200 31__ Wearable: garment or personal accessory (hat, purse, belt, gloves, etc.)

261 200 32__ Non-wearable: toys or items for the home (coasters, doilies, pillows, holiday decor, etc.)

EXPANDING SKILLS (PHASES 4 and 5)

One article showing one or more of the following stitches: waffle (or rib) stitch, picot (Irish crochet), cluster, popcorn, star, puff stitch, Tunisian crochet, Afghan stitch, hairpin lace, broomstick lace, other stitches made over a space hold tool. Stitches may be used in combination with stitches learned in a previous level.

261 200 41__ Wearable: garment or personal accessory (hat, purse, belt, gloves, etc.)

261 200 42__ Non-wearable: toys or items for the home (coasters, doilies, pillows, holiday decor, etc.)

ADVANCED SKILLS (PHASE 6)

(Intermediates and Seniors only)

One article showing skills learned. Select from the following options: Crocheting combined with fabric or leather, Item made from member's original design (include

written instructions with exhibit), Item using difficult yarns, or is a large or advanced project.

261 200 61__ Wearable: garment or personal accessory.

261 200 62__ Non-wearable: toys or items for the home.

HANDS FOR LARGER SERVICE (All skill levels)

This class is for members to share their learning and skills with others-- primarily with someone in need.

261 200 20__ Hands for Larger Service

4-H FIBER ARTS **Superintendent: Trish Bunker**

Note: Exhibits are classified by technique rather than article. Articles using more than one technique should be exhibited in the class for the technique that is most prominent or the technique the exhibitor wishes to be emphasized in the evaluation.

- Members may enter up to **three** classes with no more than **three** articles per class. Each article should be finished completely, front and back, for final use. Framed and other presentations meant to be hung must have a securely attached appropriate means by which to hang them. **No glass is allowed.** If the article is designed as a pair/set, bring both items fastened together, i.e., a set of potholders, pillowcases, etc. Each piece of an exhibit must be labeled on the back, inside, or bottom with the member's name, county, and exhibit class number. Smaller items, such as bracelets, must be mounted for display. Exhibits are entered and displayed at the risk of the exhibitor.
- To qualify for judging, a fully and thoughtfully completed [4-H Fiber Arts Exhibit Explanation Card \(261-01\)](#) must be attached. Judging criteria is outlined on the [Fiber Arts Score Sheet \(261-02\)](#) and the [Appliqué/Patchwork/Quilting Score Sheet \(261-04\)](#). Forms are available from the County Extension Offices, the Umatilla County 4-H website, and the state 4-H website.

Note: Fill in blank in class number (___) with corresponding number for age level:

- 1 Junior**
- 2 Intermediate**
- 3 Senior**

FELTING

261 100 30__ Felting: Projects made using the exhibitor's homemade felt, which is made by hand and/or washing machine methods. Needle felting techniques are included.

261 100 31__ Felted Embellishment: any item embellished using felting techniques. The base item may be purchased or made by the member.

261 100 32__ Felting Woven: Projects which have been knit, crocheted, or woven before felting.

FILAMENT ARTS

261 100 10__ Weaving: Projects created by weaving warp and weft fibers. May include off-loom or loom

methods.

261 100 15__ Basketry: Projects using basket techniques, such as coiling, twining, weaving, and/or plaiting.

261 100 20__ Spinning: Handspun yarn (minimum of 1-ounce skein of yarn) or projects created from the exhibitor's handspun yarn. Include a sample of yarn (12 inches) with the project created.

261 100 40__ Macrame & Knotting: Projects made using single and/or multiple knot techniques.

261 100 45__ Braiding: Projects made using braiding techniques. Includes multiple strand braiding, bobbin lace, Japanese braiding, and wheat weaving.

261 100 50__ Hooking: Projects made using hooking techniques. Includes latch hooking, hand hooking, punch hook or needle, and locker hooking.

261 100 51__ String Art: Projects characterized by an arrangement of colored thread strung between points to form geometric patterns.

NEEDLE ARTS

261 100 60__ Embroidery: Projects using crewel, machine sewn, drawn thread, pulled thread, punch needle, smocking, and other stitchery methods. Must not be cross-stitched or needlepoint.

261 100 61__ Needlepoint: Projects using needlepoint techniques.

261 100 62__ Cross-Stitch: Projects using cross-stitch techniques.

APPLIQUED, PATCHWORK, AND QUILTS

261 100 70__ Appliquéd Quilts: Quilts of any size made using hand or machine appliqué techniques. Attachment method must involve manipulation of fiber and may include fusible interfacing as long as decorative stitching is also used. (Adhesives and paint are not included.) If quilted by someone other than the member, explain on the Fiber Arts Exhibit Explanation Card.

261 100 72__ Appliqué on other items: Items other than quilts made using hand or machine appliqué techniques. Might include clothing, wall hangings, pillows, linens, etc. Attachment method must involve manipulation of fiber and may include fusible interfacing as long as decorative stitching is also used. (Adhesives and paint are not included.) Base item may be purchased or made by member.

261 100 75__ Patchwork Quilts, using kits: Quilts of any size made using piecing techniques such as English, traditional American, Seminole, etc. A kit is a complete "quilt in a bag" where all of the fabrics, the pattern, instructions for embellishment, et. al. is all included. The fabric selection and cutting have all been pre-determined by someone other than the member. If the completed item is *quilted* by someone other than the member, please note this on the Fiber Arts Exhibit Explanation Card.

261 100 76__ Patchwork Quilts, no kits: Quilts of any size made using piecing techniques such as English, traditional American, Seminole, etc. Members may choose to follow a pattern, such as Log Cabin, but the fabric selection, fabric layout, and all cutting is done by the member. If the completed item is *quilted* by someone other than the member, please note this on the Fiber Arts Exhibit Explanation Card.

261 100 77__ Patchwork on other items: Items other than quilts made using piecing techniques such as English, traditional American, Seminole, etc. Might include clothing, wall hangings, pillows, linens, etc.

261 100 80__ Quilting, hand stitched: Multi-layered projects made using hand quilting stitches. Items should have a top layer, filling or batting, and a bottom layer held together by hand stitching. All work is done by the member.

261 100 81__ Quilting, machine stitched: Multi-layered projects made using machine quilting stitches. Items should have a top layer, filling or batting, and a bottom layer held together by machine stitching. All work is done by the member.

261 100 82__ Quilting, tied: Multi-layered projects made using tying to hold the layers together. Items should have a top layer, filling or batting, and a bottom layer held together by the tie stitches.

PAPERMAKING

261 100 90__ Papermaking: Projects resulting from actual papermaking.

4-H KNITTING

Superintendent: Trish Bunker

Classes are open to all 4-H members, but members may only advance to the state level if enrolled in a 4-H Fiber Arts project. Members may enter **three** exhibits based on **ONLY their skill level**, with no more than **two** exhibits per class. Members may also enter **one** exhibit in the Hands for Larger Service class.

1. Knitting has three divisions of exhibit classes based on the techniques used: **Knitting with needles, Knitting with looms, boards, and machines and Arm/Hand/Finger Knitting.**
3. For exhibits to qualify for judging, a [4-H Knitting Exhibit Explanation Card \(360-01\)](#) must be thoroughly and thoughtfully completed and securely attached to the exhibit. Members must mark skills on the level in which they are enrolled and only enter articles that qualify in that level. Judging criteria is outlined on the [4-H Knitting Evaluation Sheet \(360-02\)](#). All forms are available from the County Extension Offices, the Umatilla County 4-H website, and the state 4-H website.
2. Each garment or article must be labeled with the member's name, county, and exhibit class number. This label must be typed or printed in indelible ink on a piece of white fabric and sewn in or written with indelible ink on painters' tape and placed where it can do the least amount of damage.
3. If the article is designed as a pair/set, both items must be labeled and fastened together, i.e., a set of potholders, pillowcases, gloves. Small items, such as bracelets, must be mounted for display.

Note: Fill in blank in class number (__) with corresponding number for age level. The Advanced skill level is for Intermediates and Seniors only.

- 1 Junior**
- 2 Intermediate**
- 3 Senior**

KNITTING WITH NEEDLES BEGINNING SKILLS (PHASE 1)

One article showing one or more of the following skills learned (cast-on, knit, purl, bind off, and overcast seam)

261 300 11__ Wearable: Garment or personal accessory (hat, purse, bag, scarf, etc.)

261 300 12__ Non-wearable: Toys or items for the home (pillow, holiday decor, potholder, washcloth, blanket, etc.)

BASIC SKILLS (PHASES 2 and 3)

One article showing ribbing, stockinette stitch, increase, decrease, & other seams, pick-up stitches.

261 300 31__ Wearable: Garment or personal accessory (hat, purse, bag, scarf, etc.)

261 300 32__ Non-wearable: Toys or items for the home (pillow, holiday decor, potholder, washcloth, blanket, etc.)

EXPANDING SKILLS (PHASES 4 and 5)

One article showing a pattern stitch or one article showing mixed colors (Fair Isle pattern or bobbin knitting – no stripes). Stitches may be used in combination with stitches learned in a previous level.

261 300 41__ Wearable: Garment or personal accessory (hat, purse, bag, scarf, etc.)

261 300 42__ Non-wearable: Toys or items for the home (pillow, holiday decor, potholder, washcloth, blanket, etc.)

ADVANCED SKILLS (PHASE 6)

(Intermediates and Seniors only)

One article showing skills learned. Select from the following options: Knitting with four needles, Knitting combined with fabric or leather, Knitted lace attached to the article, items made using multiple stitches, difficult yarn, or a large or advanced project, or Item made from member's original design (include written instructions with exhibit).

261 300 61__ Wearable: Garment or personal accessory (hat, purse, bag, scarf, etc.)

261 300 62__ Non-wearable: Toys or items for the home (pillow, holiday decor, potholder, washcloth, blanket, etc.)

KNITTING WITH LOOMS, AND BOARDS

BASIC SKILLS (PHASE 1)

One article using beginning skills such as: Cast on, e-wrap [twisted knit stitch], gathering or flat removal method, simple stripe color changes, flat or tubular shapes

261 400 11__ Wearable: Garment or personal accessory (hat, purse, bag, scarf, etc.)

261 400 12__ Non-wearable: Toys or items for the home (pillow, blanket, etc.)

EXPANDING SKILLS (PHASES 2, 3, 4 & 5)

One article showing skills in addition to the beginning skills, such as: alternate cast on methods, crochet-on, cable cast on; purl stitch, knit stitch, garter stitch, ribbing, increasing, decreasing, adding or joining tubes, combination round and flat shaped items. Stitches may be used in combination with stitches learned in a previous level.

261 400 21__ Wearable: Garment or personal accessory (hat, purse, bag, scarf, socks, slippers, mittens, sweater, etc.)

261 400 22__ Non-wearable: Toys (puppet, doll, stuffed animal, doll sweater) or items for the home (pillow, blanket, afghan, etc.)

ADVANCED SKILLS (PHASE 6)

(Intermediates and Seniors only)

Designs using multiple color(s), seed stitch, rice stitch, moss stitch, box stitch, single chevron, cables, basket weave, or checkerboard patterns, creating eyelets or holes. Stitches may be used in combination with stitches learned in a previous level.

261 400 31__ Wearable: Garment or personal accessory (hat, purse, bag, scarf, etc.)

261 400 32__ Non-wearable: Toys or items for the home (doll, stuffed animal, pillow, afghan, etc.)

HANDS FOR LARGER SERVICE (All skill levels)

This class is for members to share their learning and skills with others-primarily with someone in need. Create an item or garment that will be given away to someone in need.

261 300 30__ Knitted item(s) to be donated to someone in need.

ARM/HAND/FINGER KNITTING

BEGINNING SKILLS (PHASE 1)

One article using beginning skills such as: casting on using arm, hand, or finger techniques; basic knit stitches; simple color changes; creating flat or tubular shapes.

261 500 11__ Wearable: Garment or personal accessory (scarf, cowl, shawl, etc.)

261 500 12__ Non-wearable: Items for the home (small blanket, pillow, etc.)

EXPANDING SKILLS (PHASES 2, 3, 4 & 5)

One article showing skills in addition to the beginning skills, such as: alternate cast on methods, combining stitches for texture; increasing, decreasing; joining pieces; creating more complex shapes or patterns. Stitches may be used in combination with stitches learned in a previous level.

261 500 21__ Wearable: Garment or personal accessory (wrap, poncho, larger scarf, bag, etc.)

261 500 22__ Non-wearable: Items for the home (lap blanket, pillow, rug, etc.)

ADVANCED SKILLS (PHASE 6)

(Intermediates and Seniors only)

Designs using multiple color(s), advanced textures or stitch patterns, shaping for fitted items, or incorporating decorative elements. Stitches may be used in combination with stitches learned in a previous level. May include original designs or adaptations.

261 500 31__ Wearable: Garment or personal accessory (shawl, sweater, poncho, etc.)

261 500 32__ Non-wearable: Items for the home (large blanket, decorative pillow, rug, etc.)

HANDS FOR LARGER SERVICE (All skill levels)

This class is for members to share their learning and skills with others—primarily with someone in need. Create an item or garment that will be given away to someone in need.

261 500 30__ Arm/Hand/Finger Knitted item(s) to be donated to someone in need.

4-H LEATHERCRAFT Superintendent: Trish Bunker

Classes are open to all 4-H members, but members may only advance to the state level if enrolled in a 4-H Leathercraft project. Members may enter up to **three** classes, but only **one** exhibit per class.

1. Each exhibit will consist of one article (a pair of gloves, slippers, etc., is considered one article). Kits may be used; however, the project must be created/completed by the member. Completed projects cannot be store-bought, used, or repurposed. If a project qualifies for more than one class, the member should decide which part of their work they would like to emphasize by selecting the appropriate class. The overall appearance of the entire article will be considered during judging.
2. Each article must be labeled with the member's name, county, and exhibit class number. When a pair of articles makes up an exhibit, the articles must each be labeled (as above) and attached to each other.
3. To qualify for judging, a fully completed [4-H Leathercraft Exhibit Explanation Card \(251-01\)](#) must be attached. Exhibits will be evaluated using the [Leathercraft Evaluation Sheet \(251-02\)](#). Forms are available from the County Extension Offices, the Umatilla County 4-H website and the state 4-H website.

Note: Fill in blank in class number (___) with corresponding number for age level.

- 1 Junior**
- 2 Intermediate**
- 3 Senior**

251 100 01__ Stamping techniques: Demonstrates the use of alphabet stamps, number stamps, and 2-D and 3-D image stamps of any size. Use of the swivel knife and other tools may be incorporated into the overall design.

251 100 02__ Tooling/Carving Techniques: Demonstrates use of basic tools and different carving techniques. These include Floral Carving, Inverted Carving, and Silhouette Carving. Basic tools can include, but are not limited to, swivel knife, beveler, veiner, pear shader, camouflage, backgrounder, and seeder. Carving techniques should show proper use of the selected tools to create the overall design. Use of color is allowed.

251 100 03__ Geometric and basketweaves: Demonstrates use of geometric or basketweave tools to create an appropriate design. Design may include the use of the swivel knife and other tools.

251 100 04__ Figure carving, Pictorial carving, or Embossing Techniques: Demonstrates Figure carving, Pictorial carving, or Embossing techniques. The application of color is appropriate but not required.

251 100 05__ Use of Color: Demonstrates at least one of the following techniques: solid color, antique stain, block dyeing, background dyeing, resist dyeing, air brushing, or use of multiple colors.

251 100 06__ Lacing techniques: Demonstrates assembly of project using appropriate lacing techniques

251 100 07__ Assembly Techniques: Include Stitching (assembly of project using appropriate hand or machine stitching techniques); Zipper installation; lining application; edging (appropriate rounding of edges and burnishing or slicking techniques); Hardware application (demonstrates appropriate application of hardware such as snaps, rivets, buckles, D-rings, clasps, 3 ring binders, key mounts, bar clamps, spots, conchos, etc.

251 100 10__ Advanced techniques: Includes filigree; braiding; knot work; sculpting; applique, pyrography (burning); designing own tooling pattern; designing, cutting and assembly of interior pieces; cutting project from leather; rolled edges; folding; skiving; and molding. The advanced technique should be a major or important element of the overall project.

251 100 11__ Major Article: Should show the ability to handle an advanced project that includes skills from at least 3 of the other classes.

4-H PERFORMING ARTS Superintendent: Trish Bunker

Classes are open to all 4-H members.

Classes are available for solo performances and club/team/group performances (two or more performers). A member can enter a maximum of **two** acts: **one solo and one club**. All acts need to be tasteful and appropriate for people of all ages.

1. To participate, members will submit a video of their live performance. Maximum performance length is 10 minutes.
2. Members will prepare an introduction of at least 50 words and no more than 100 words, written in the third person, and neatly printed or typed. The introduction should tell the audience a little bit about yourself, your interest in this kind of performance, and what you are performing. **The introduction should be included on the video before the performance begins and can be made by anyone – participant, friend, parent, etc. The written introduction will be submitted with the video and explanation card.**
3. Videos will be played for the public during the fair. Please keep this in mind when completing your introduction. DO NOT include last name, address, school, or other identifying information. See [Performing Arts Performance Video Tips](#).
4. Video submissions must be in .mp4 format, titled "first_last_classnumber_county.mp4" and can be emailed to umatilla4h@oregonstate.edu or submitted on a thumb drive by 5 pm on Sunday, Aug. 9 with HEARTH exhibits.
5. All exhibits whether electronically or physically submitted must be accompanied by a [Performing Arts Explanation Card \(271-02\)](#). Judging criteria are outlined on the [Performing Arts Evaluation Sheet \(271-01\)](#). Both are available from the County Extension Offices, the Umatilla County 4-H website, or the state 4-H website.

- 271 600 011 Performing Arts Individual, Junior**
- 271 600 012 Performing Arts Individual, Intermediate**
- 271 600 013 Performing Arts Individual, Senior**
- 271 600 021 Performing Arts Group, Junior**
- 271 600 022 Performing Arts Group, Intermediate**
- 271 600 023 Performing Arts Group, Senior**

271 600 020 Performing Arts Group, Mixed Age
4-H PHOTOGRAPHY
Superintendent: TBD

The following classes are for still photography. Video projects should be entered under Videography in the Communications Department.

1. **Classes are open to all 4-H members.** Members may enter up to **three** classes with no more than **one** entry per class, plus **one** additional entry in Photojournalism, Creative Process, Creative Uses, or Technical Challenge, and be part of a club entry. All photos must show work done by the member. Public display of exhibits will be at the discretion of 4-H management. Exhibits are entered and displayed at the risk of the exhibitor.
2. To qualify for judging, a fully completed [4-H Photography Exhibit Explanation Card \(241-01\)](#) must be attached. Judging criteria are outlined on the [Photography Exhibit Evaluation Sheet \(241-02\)](#). Forms are available from the County Extension Offices, the Umatilla County 4-H website, and on the state 4-H website.
3. All finished exhibits should be "polished" to presentation standards. This may include color correcting, dust or imperfection removal, color and density corrections, etc.
4. Photos must be mounted with a rigid backing (see Mounting and Displaying Exhibits) and will be disqualified from judging if not mounted properly.
5. Photography classes are divided by subject matter or technique. If a photo includes more than one type of subject (i.e. people and animals), the member should decide which category is the most appropriate. Digital and film photos will be included in the same class, except as restricted by the class description. Color and black & white images will be included in the same class according to subject or technique. No writing or imprints on the photos (including date, name, or business imprints) are allowed. No captions (except photojournalism class) are allowed.
6. **Exceptions to photo size limits include:**
 - Class 241 100 10_ Panoramic - photos must be **at least** twice as long in one direction as they are in the other direction. Matted or mounted exhibit must not exceed 16"x20".
 - Class 241 100 11_ Photojournalism - may include photos of any size mounted on a single board, must not exceed 16"x20".
 - Class 241 100 12_ Creative Process - original image may be 4"x6", final image (no less than 5 inches on the shorter side of photo). Final exhibit, showing both photos mounted on the front, must not exceed 16"x 20"
 - Class 241 100 16_ Creative uses - size determined by the use

MOUNTING AND DISPLAYING EXHIBITS

Think neatness and visual appeal when preparing the exhibit for fair.

- The final exhibit size, including either mount or mat, must be no less than 8"x10" and may not exceed 16"x20". All single images are rectangular, and the shorter side can be no less than 5 inches.

- **Photos must be mounted with a rigid backing** using any material firm or rigid enough to protect the photos on the backside. Photos may be matted if they also have a rigid backing for protection. Photos **MAY NOT** be entered only matted; they must have a backing for protection. Any surface that shows from behind mounted only photos or matted photos must be mat board. Poster board or corrugated cardboard is not acceptable for mounting or matting. For more information on matting and mounting, see [Preparing Your 4-H Photography Exhibit for Fair](#). Any commercially available pre-cut mats that accommodate the required size are acceptable. Mats or mounts cut by the member must meet the size specifications.
- No additions or embellishments to mats or mounts. No plastic-covered pictures. No writing or imprints on the photos (including date, name, or business imprints) are allowed. No captions (except photojournalism class) are allowed. **Absolutely no frames or glass are allowed.**
- **Exhibits must be ready for hanging with adhesive plastic hangers** spaced evenly and equally from the top edge, with approximately ½ inch of the hanger showing above the mat/mount board to ensure the exhibit hangs level. If the weight of the exhibit requires more support, use additional secure hangers, but be sure they are taped or covered in a manner to protect other exhibits from damage if exhibits are stacked.
- The member's name, county, and exhibit class number must be printed on the back of the matboard.
- Explanation card should be attached to the back of the exhibit with the writing visible to the judge.

Note: Fill in blank in class number () with the corresponding number for age level.

1 Junior
2 Intermediate
3 Senior

241 100 01__ Landscape: Single image featuring an expanse of scenery (layout and features of land or water); could include sunsets, seascapes, day or night scenes

241 100 02__ People: Single image featuring a person or people in an informal, photojournalistic, or edgy/artistic manner.

241 100 19__ Portrait: Single image featuring a subject or subjects in a posed, formal setting. Background, posing, and lighting techniques are key components, and props may be used

241 100 18__ Self Portrait: Single image of the photographer taken by the photographer. May include others in the photo. The photo should "memorialize" a time and/or place for the photographer, and an explanation of what is being memorialized **MUST** be included on the explanation card.

241 100 03__ Animals: Single image featuring one or more animals (including insects, fish, birds, etc.)

241 100 04__ Plants - single image featuring plants, flowers, leaves, trees, etc.

241 100 05__ Architectural: Single image featuring man-made structures such as buildings, bridges, etc. No sculptures or garden art.

241 100 06__ Other Interesting subject: Single image featuring subjects or techniques of interest that do not fit in the above classes

241 100 07__ Texture: Single image featuring the

texture(s) of an object or subject, with emphasis on use of light, angle, and composition

241 100 08__ Still Life: Single image featuring an arrangement of objects (incapable of movement on their own), which are arranged by the photographer, with emphasis on the use of lighting and composition.

241 100 09__ Action / Movement: Single image capturing a subject that is in motion, showing either stop-motion or the effect of motion.

241 100 10__ Panoramic: Single image of any subject, produced in panoramic format either in the camera or by cropping, where the panoramic ratio adds to the effect of the image

241 100 004 Club Exhibit: Club exhibits are entered under the Club name but must include the names of all members and leaders. This may be on a separate sheet of paper securely attached to the back of the exhibit. Club exhibits receive one ribbon per exhibit.

241 100 11__ Photojournalism: Multiple print images (maximum 20) of any size or shape that depict a series (several images on one topic) or tell a story (showing several steps of an event or activity) mounted on one story board not to exceed 16" x 20". Captions are optional. The final exhibit may be a single composite image. Photo album pages or memory book pages are not allowed.

241 100 12__ Creative process: Single image that has been altered after capture, either through film or digital processing, or printing techniques. Techniques must be used with skill and knowledge and not be limited to pre-programmed digital filters. Includes computer enhancement beyond basic corrections of cropping, color and brightness correction, and red eye removal. The effect/artistry of the image must be enhanced by the work done. The finished exhibit must include the original image, the final image, and a detailed description of the techniques used/work done and why. The final exhibit may be a single composite image of the three requirements or individually mounted on a single piece of mat board.

241 100 16__ Creative uses: One item showing the use or display of images in a creative manner. Images and the item must be the work of the member. Possibilities include transferring to fabric or wood, shadow box or 3-dimensional display, note/postcards, calendars, posters, photo album or memory book pages, etc.

241 100 17__ Technical Challenge: One image showing advanced growth in one or more techniques the exhibitor chooses. You must thoroughly explain the skills used to capture the image or the process used and how you achieved your image using them on the explanation card. Possible technical challenges:

With capture:

- Depth of field
- Use of light/lighting, low light
- Force perspective
- Motion blur
- HDR
- Use of juxtaposition
- Infrared
- Extended exposure time

After capture:

- High contrast
- Digital effect
- Burning/dodging
- Vignette
- Spot color
- Recoloring
- Pixelization

- Macro

FAMILY AND CONSUMER SCIENCE (FCS) DEPARTMENT

1. Be sure to read all "General Rules" in both the front of the Exhibitors Guide and the start of the 4-H Section.
2. **Classes are open to all 4-H members, but members may only advance to the state level if enrolled in a 4-H Business/Entrepreneur, Clothing and Textiles, Foods and Nutrition, Food Preservation, and/or Interior Design project.**
3. Exhibit must have been constructed in the current project year.
4. All exhibits must have labels listing member's name, county and exhibit class number securely attached.

4-H BUSINESS/ENTREPRENEUR

1. Members may enter **three** classes, but only **one** exhibit per class.
2. Maximum space allowed for each exhibit is 30" wide x 36" tall x 18" deep.
3. All individual items included must be labeled with the member's name, county, and exhibit class number.
4. A completed [4-H Business/Entrepreneur Explanation Card \(330-01\)](#) must be included. Exhibits will be evaluated using the [Business/Entrepreneur Evaluation Sheet \(330-02\)](#). All forms and supporting information are available from the County Extension Offices, the Umatilla County 4-H website, or the State 4-H website.

Note: Fill in blank in class number (__) with corresponding number for Junior, Intermediate, Senior, or Team.

1 Junior

2 Intermediate

3 Senior

4 Team

330 100 00__ Product or service display – a "window" display including sample(s) of the product, portfolio, and/or display board featuring the product or service. Space allowed for the exhibit is 30" wide by 36" tall by 18" in depth. Your display needs to educate the consumer on your product so that they understand what you are selling, the price, value, etc.

330 200 00__ Business Plan – comprehensive plan for the business that includes: the business name, a description of the business, the business' mission and goals, who the business is trying to reach (market), how you are selling (sales plan), and the financial plan (budget). Exhibit in a binder-type system such as a three-ring binder.

330 300 00__ Marketing Plan – comprehensive marketing plan that includes who your customers are, print materials such as business cards, flyers, brochures, audio scripts for radio, social media pages, and/or other "virtual" media. No requirement on how to exhibit; however, exhibit should fit within the space allowed.

330 400 00__ Social Entrepreneurship - A poster or

virtual (video, PowerPoint, Prezi, etc.) display sharing your social entrepreneurship event, project, or business. Share how you identified a need/problem in your community, who your target customers are, how you filled the need or solved the problem, and how you determined the best way to fill the need or solve the problem (including market research). A social entrepreneur is a person who establishes an enterprise with the aim of solving social problems or effecting social change. Examples include Toms, Baron Fig, Better World Books, as well as the Globe Poverty Project, volunTEENnation.org, and One Earth Designs.

4-H CLOTHING

Superintendent: Judy Vicek

- 1. Classes are open to all 4-H members, but members may only advance to the state level if enrolled in a 4-H Clothing and Textiles project.** Members may enter up to **four** exhibits in construction classes but only **two** exhibits in any one class. They may also enter **one** exhibit in the Creativity, Costumes, Hands-for-Larger Service, or Skills Notebook classes. All exhibits must be in the same level. All items should be clean and in good repair. Hangers and/or garment bags are removed prior to judging and might not be returned.
- Judging criteria are outlined in [4-H Sewing/Clothing Construction Evaluation Sheet \(320-01\)](#), the [4-H Sewing/Clothing Creative Expression Evaluation Sheet \(320-02\)](#), or the [Skills Notebook Evaluation Sheet \(320-96\)](#) which are available from the County Extension Offices, the Umatilla County 4-H website, or the State 4-H website.
- Judging standards are listed in [Measuring Up: Quality Standards for Sewn Items/Projects \(PNW-197\)](#). Each entry will be evaluated on ALL features. For skill levels 1-6, the use of fabrics or skills that are beyond the recommendations for this level are expected to be done well according to the standards, but will neither be given extra credit consideration for increased difficulty nor disqualified during judging. It is in the best interest of the member to stay within the suggested guidelines. See [4-H Clothing Guidelines for Leaders: Basic, Expanding, and Advanced Skills \(4-H 320-00L\)](#).
- To qualify for judging, a completed [4-H Sewing and Textiles Exhibit Explanation Card \(320-04\)](#) must be attached. These forms take the place of interview judging, so be as thoughtful and comprehensive as possible when sharing the required information.
- In addition to the explanation card, each garment or article in the construction classes must be labeled with the member's name, county, and project level. This label should be typed or printed in indelible pencil or ink on a piece of white fabric and sewn or fused onto the bottom inside of each piece. Exhibits that have more than one piece should have each piece labeled and be tied together or connected in some way so the pieces can be considered as one exhibit.

Note: Fill in blank in class number (___) with corresponding number for Junior, Intermediate, and Senior. The Advanced skill level classes are for Intermediates and Seniors only.

1 Junior

2 Intermediate

3 Senior

BEGINNING SKILLS: SEWING LEVEL 1

Exhibits must follow the [4-H Clothing Guidelines for Leaders](#) resource information and recommendations for this level. Fabrics used for this level should be stable medium weight, firmly woven fabrics (cotton or cotton/polyester blend), and felt.

320 101 11__ Cutting: Personal accessory or item for the home showing cutting skills and/or hand sewing skills (no machine) made from firmly woven fabrics. Cutting skills items include cut-and-tie fleece blankets, pillows, ponchos, and scarves. Hand-sewn items include pin cushions, needle holders, beanbags, ornaments, etc.

320 101 12__ Hand Sewing: Constructed item, accessory, or tow sewn that is all sewn by hand.

320 101 13__ Non-garment item: Machine sewing straight seams, square corners, curved seams, casings, pressing, and/or hems. Items such as simple stuffed flat toy, beanbags, potholder, book cover, tote bag, pillowcase, pillow, receiving blanket, placemats, etc., using recommended fabrics for this level.

320 101 14__ Garment or personal item with casing: Exhibit demonstrating skills in correctly sewing a casing (for draw string or elastic) and one or more of the following: straight or curved seams with appropriate seam finish, pressing, reinforcing crotch seams, casings sewn on top and bottom and/or hem. Items include apron, mask, pull-on or wrap pants, skirt, shorts, etc.

320 101 15__ Garment without casing: Exhibit demonstrating skills in correctly machine and/or hand sewing straight or curved seams with appropriate seam finishes, pressing, and hem. Items include cape, simple pullover jumper, buttonless vest, etc.

BASIC SKILLS: SEWING LEVEL 2

The projects must show any of the level 1 skills in addition to the [4-H Clothing Guidelines for Leaders](#) recommendations for levels 2-3. Fabrics used in this level are medium weight woven, with or without nap and/or knit fabrics (broadcloth, calico, soft denim, gingham, muslin, poplin, chintz, double knits), wool, and/or stable non-bulky knits or polar fleece with minimal stretch (4 inches of fabric stretches to 4 ¾ inches or less.)

320 101 21__ Garment or personal item with a zipper: machine or hand-sewn and successfully demonstrating skills attaching a centered, lapped or invisible zipper as well as one or more of the following: machine-sewn straight or curved seams with appropriate seam finish, pressing, gathers, correct attachment of buttons/snaps/hook & eye closures and/or hems. Items include zipper bag, tote, skirt, simple dress or jumper, slacks, etc.

320 101 22__ Non-garment made with a zipper: machine or hand sewn and successfully demonstrating skills attaching a centered, lapped, or invisible zipper, such as a personal accessory, an item for the home, for use in sports, picnics, camping or with animals, a toy, doll, etc. Should also demonstrate one or more of the following: Machine sewn straight or curved seams with appropriate seam finish, pressing, gathers, trimming/grading/clipping/notching for bulk, correct

attachment of buttons/snaps/hook & eye closures, pressing, and/or hems.

320 101 23__ Garment or outfit with sleeves: machine or hand sewn and successfully demonstrating skills attaching raglan, set-in or kimono sleeves, as well as appropriate seam finish, pressing, reinforcing underarm seams, gathers, trimming/grading/clipping/notching for bulk, correct attachment of buttons/snaps/hook & eye closures, etc.

320 101 24__ Garment or item with patch pockets: machine or hand sewn and successfully demonstrating correct attachment of patch pocket using machine or hand sewing skills; appropriate seam finish, pressing, casings, gathers, reinforcing underarm or crotch seams, trimming/grading/clipping/notching for bulk, hems, correct attachment of buttons/snaps/hook & eye closures, etc.

320 101 25__ Handsewn item: Item demonstrating skills in assembling, hemming, and/or attaching closures (buttons, snaps, hook & eye, zipper) or embellishments using hand sewing techniques. Machine can be used for some of the construction, but 50% or more of the item must be hand-sewn.

320 101 26__ Garment or personal item demonstrating level 2 skill such as machine-sewn straight or curved seams with appropriate seam finishes, pressing, zipper, casings, gathers, reinforced crotch or underarm seams, trimming/grading/clipping/notching for bulk, correct attachment of buttons/snaps/hook & eye closures, hems.

BASIC SKILLS LEVEL 3

At this level, the focus must be on improvement of any of the basic skills and adding new skills found in the [4-H Clothing Guidelines for Leaders](#) recommendations for levels 4-5. Fabrics at this level must include one of the following: flannel cotton blends, stripes, plaids, rayon, single knits, stiff denim, linen, gauze, seersucker, wool, tweed, crepe de chine; may have moderate stretch (4 inches of fabric stretches to no more than 5 and 3/8 inches)

320 101 31__ Garment or personal item: machine or hand sewn, successfully demonstrating skills from levels 3 such as: darts, tucks, zippers, waistband, collars, yokes, cuffs, pockets, appropriate seam finishes for fabrics (French, serged, flat fell, mock flat felled, etc.), set in sleeves, ruffles and pleats, applying trim, hook & loop tape, matching fabric design, binding, stitch-in-the-ditch, etc. Items may include a shirt or blouse, dress or jumper, purse or tote with pockets, bathrobe, jogging suit, unlined jacket or blazer, etc.

320 101 32__ Garment with collar: Machine or hand-sewn, demonstrating appropriate interfacing and collar sewn into the garment. Additional skills must include appropriate seam finishes for fabrics, pressing, stay stitching, trimming/grading/clipping/notching for bulk, etc.

320 101 33__ Non-garment: Item for the home, a doll, toy, or garment/accessories for them, or items used in sport, picnics, camping, or with animals, constructed with recommended fabrics and skills for this level. (This level includes bags with linings)

320 101 34__ Garment or outfit using plaids or directional print/nap: Machine or hand-sewn,

demonstrating successful matching of stripes/plaid or nap direction. Other skills must include one or more of the following: appropriate seam finishes for fabrics, matching fabric design, pressing, appropriate underlining, stay stitching, closures (zipper, buttons & buttonholes, hook & eye, etc.), trimming/grading/clipping/notching for bulk, etc.

320 101 35__ Hand-sewn item: At least 50% or more of the item must be hand-sewn. Item demonstrating skills in assembling, hemming, and/or attaching closures (buttons, snaps, hook & eye, zipper) or embellishments using hand sewing techniques.

320 101 36__ Two-piece outfit constructed as a set: Same or coordinating fabrics and at least one closure such as zipper or buttons & button holes. Could include a jogging suit, pajamas, etc. Exhibit will demonstrate some of the following: appropriate seam finishes for fabric, fabric pattern or nap matching, pressing, appropriate facings, pockets, sleeves, darts, stay stitching, trimming/grading/clipping/notching for bulk, etc.

EXPANDING SKILLS LEVEL 4

At this level, the focus must be on improving skills learned in previous levels and follow the [4-H Clothing Guidelines for Leaders](#) recommendations for levels 6-9. Members must continue practicing basic skills and adapting those to new fabrics. Fabrics at this level include fabrics in previous levels, woven fabrics and/or knit fabrics, wool, and/or polar fleece; all fabrics may have bulk &/or any amount of stretch and slippery fabrics, fine or lightweight sheer fabrics, which require more care in handling or pattern selection (satin, chiffons, organdy, brocade, ripstop, dupion, crepe de chine, taffeta, velour, tulle, leather, suede, fake fur, and net).

320 101 41__ Garment or personal item: machine or hand sewn, successfully demonstrating skills from previous levels and at least one skill from this level.

320 101 42__ Tailored garment or outfit: made from woven fabric using traditional tailoring methods, interfacing, fusible, and non-fusible methods to create a tailored look.

320 101 43__ Formal garment or outfit: made from woven fabrics, including fine and lightweight fabrics which require more care in handling or pattern selection (such as satin, wool, dupion, crepe de chine, taffeta, velour, tulle, net, beaded or sequined fabrics, velvet, hand-woven, double cloth, lamé, leather, lace, silk, etc.

320 101 44__ Garment or outfit: Made from fabric specifically designed for **outerwear**, such as ripstop nylon, coated or uncoated outdoor fabrics.

320 101 45__ Swimwear: Made from 4-way stretch fabrics (spandex, lycra, polyester, nylon, etc.) and demonstrating appropriate seam finishes, trimming/grading/clipping/notching for bulk, and additional skills in the sewing levels.

320 101 46__ Non-garment: Personal accessory, item for the home or for use in sports, picnics, camping, or with animals, or a toy, doll, or garments or accessories made for them made from any fabric; all fabrics used must be appropriate for this skill level.

HANDS FOR LARGER SERVICE (All skill levels)

This class is for members to share their learning and skills

with others. Create an item or garment that will be given away to someone, primarily someone in need.

320 300 10__ Hands for Larger Service

CREATIVITY (All skill levels)

The focus of this class is to use your sewing skills to alter an existing garment for fit or creativity. Exhibit can include an item or garment which has been enhanced through creative embellishment, fabric manipulation, or fabric creation; a recycled garment that has been altered for fit or creativity and therefore retains some seams/design of the original item as appropriate.

320 300 20__ Creativity

COSTUMES (All skill levels)

320 300 30__ Costumes: Costume for celebrations, holidays, theater, or other use. Must include sewing but may or may not also include other techniques in combination with sewing.

320 300 31__ Pet Costumes: Costumes specifically for pets to wear during celebrations, holidays, photo shoots, or themed events. Should include sewing as a primary technique, but may also incorporate other methods such as embellishment, or structural support for comfort and safety. Emphasis is placed on fit, durability, and pet-friendly materials to ensure ease of movement and well-being. **Photo(s) of pet in costume must be attached to exhibit to demonstrate fit.**

SKILLS NOTEBOOK (All skill levels)

Notebook displaying samples of new sewing techniques learned during the project year. Include five new samples from the options listed on the [Making a Skills Notebook factsheets 1-7 \(320-16-1 through 7\)](#).

- Samples should be at least 4" by 4" with each sample securely mounted on a separate [My Sewing Skills Sample form \(320-16\)](#)
- Each sample should include a complete explanation of the steps used for the construction process.
- Place the five skill sheets to be judged in the front of the notebook with the exhibitor's name, skill level and current project year clearly identified.

320 300 40__ Skills Notebook

4-H FOOD AND NUTRITION

Superintendent: Teres Fair

1. **Classes are open to all 4-H members, but members may only advance to the state level if enrolled in a Food and Nutrition project.** Each member may enter up to **three** classes within the level they are in, with no more than **one** exhibit per class. All food entered must be made by the exhibitor.
2. Exhibit ingredients:
 - Exhibits must be suitable for keeping at the fair without excessive spoilage or change of appearance. Highly perishable foods are not acceptable, including, but not limited to, cream cheese, custard fillings, and meats of any type.

- Ingredients that the 4-H member cannot legally purchase, such as beer, whiskey, rum, etc., may not be used in any recipe or food exhibit. Exhibits that include alcohol in the recipe will be disqualified. This includes menu and recipe file exhibits.

- Commercial mixes cannot be exhibited except as an ingredient in a product.

3. Preparation of exhibit:

- Exhibits must be displayed on a disposable plate and in a self-sealing bag.
- **Exhibits must include the recipe and a menu for one meal** including the food item (*exception: menu not required for cookies*). Recipes for food products should include all information given on the [Foods Exhibit Recipe Card \(511-00\)](#) format. The recipes may not be returned to the exhibitor.
- When alternative ingredients are used, these are to be underlined in the recipe.

5. Judging criteria are outlined on the appropriate evaluation form: [Cookie Evaluation Form \(511-01\)](#), [Recipe Collection Exhibit Evaluation Form \(511-03\)](#), [Muffin Evaluation Form \(511-04\)](#), [Quick Bread Evaluation Form \(511-05\)](#), [Coffee Cake Evaluation Form \(511-06\)](#), [Scone Evaluation Form \(511-07\)](#), [Shortened Cakes Evaluation Form \(511-08\)](#), [Yeast Breads and Dinner Rolls Evaluation Form \(511-09\)](#), [Focaccia Bread Evaluation Form \(511-10\)](#), [Sponge & Foam Cakes Evaluation Form \(511-11\)](#), [Pie Shell Evaluation Form \(511-12\)](#), [Special Pastries Evaluation Form \(511-13\)](#), [Biscuit Evaluation Form \(511-15\)](#), and [Career/Interview Evaluation Form \(511-16\)](#) available from the County Extension Offices, the Umatilla County 4-H website, or the state 4-H website.

Note: Fill in blank in class number (__) with corresponding number for age levels. The Advanced skill level is for Intermediates and Seniors only.

- 1 Junior
- 2 Intermediate
- 3 Senior

BASIC SKILLS LEVEL 1:

COOKING 101 & BAKING 1

511 110 01__ Cookies: dropped, rolled, or no-bake cookies (e.g., no-bake cookies, sugar cookies, chocolate chip, chocolate drop, oatmeal cookies, peanut butter cookies, etc.) **Exhibit three cookies.** No frosting, icing, or glaze.

511 110 02__ Muffin: muffin method of mixing generally means that the fat is in a liquid form (like oil) and all liquids are added to the dry ingredients with a minimum amount of stirring. **Exhibit three muffins.** No frosting, icing, or glaze.

511 110 03__ Biscuit: biscuit method of mixing generally means that the fat is semi-solid (like butter/shortening) and cut into the dry ingredients before liquid is added. The dough may be beaten or kneaded for a few strokes. **Exhibit three biscuits.** No frosting, icing, or glaze.

511 110 04__ Cookies, dropped or rolled cookies reflecting alternative dietary choices. Recipe for the food product has been chosen specifically to address choices or altered significantly to now reflect needs for an alternative diet, such as gluten-free, sugar

substitute, vegetarian, vegan, reduced fat, et. al. Underline alternative ingredient(s) in the recipe.

Exhibit three cookies. No frosting, icing, or glaze.

511 110 05__ Muffin reflecting alternative dietary choices. Recipe for the food product has been chosen specifically to address choices or altered significantly to now reflect needs for an alternative diet, such as gluten-free, sugar substitute, vegetarian, vegan, reduced fat, et. al. Underline alternative ingredient(s) in the recipe. **Exhibit three muffins.** No frosting, icing, or glaze.

511 110 06__ Biscuit reflecting alternative dietary choices. Recipe for the food product has been chosen specifically to address choices or altered significantly to now reflect needs for an alternative diet, such as gluten-free, sugar substitute, vegetarian, vegan, reduced fat, et. al. Underline alternative ingredient(s) in the recipe. **Exhibit three biscuits.** No frosting, icing, or glaze.

BASIC SKILLS LEVEL 2:

COOKING 201 & BAKING 2

511 120 01__ Cookies: bars, slice-and-bake, and shaped cookies (e.g., Brownies, refrigerator cookies, pressed cookies, rolled cookies, molded cookies, filled cookies, and shaped cookies) **Exhibit three cookies.** No frosting, icing, or glaze.

511 120 02__ Basic Quick Bread. Exhibit ¼ of loaf. No frosting, icing, or glaze.

511 120 03__ Non-Yeast Coffee Cake. Coffee cake is to be made with a muffin method of mixing. Muffin method of mixing generally means that the fats in a liquid form (like oil) and all liquids are added to the dry ingredients with a minimum amount of stirring. **Exhibit ¼ of the cake.** No frosting, icing, or glaze.

511 120 04__ Scone. Scone is to be made with a biscuit method of mixing. Biscuit method of mixing generally means that the fat is semi-solid (like butter/shortening) and cut into the dry ingredients before liquid is added. The dough may be beaten or kneaded for a few strokes. **Exhibit three scones.** No frosting, icing, or glaze.

511 120 05__ Cookies: bars, slice-and bake, and shaped cookies reflecting alternative dietary choices. Recipe for the food product has been chosen specifically to address choices or altered significantly to now reflect needs for an alternative diet, such as gluten-free, sugar substitute, vegetarian, vegan, reduced fat, et. al. Underline alternative ingredient(s) in the recipe. **Exhibit three cookies.**

511 120 06__ Quick Bread reflecting alternative dietary choices. Recipe for the food product has been chosen specifically to address choices or altered significantly to now reflect needs for an alternative diet, such as gluten-free, sugar substitute, vegetarian, vegan, reduced fat, et. al. Underline alternative ingredient(s) in the recipe. **Exhibit ¼ of a large item.**

511 120 07__ Non-Yeast Coffee Cake reflecting alternative dietary choices. Recipe for the food product has been chosen specifically to address choices or altered significantly to now reflect needs for an alternative diet, such as gluten-free, sugar substitute, vegetarian, vegan, reduced fat, et. al. Underline alternative ingredient(s) in the recipe. **Exhibit ¼ of a large item.**

511 120 08__ Scone reflecting alternative dietary choices. Recipe for the food product has been chosen specifically to address choices or altered significantly to now reflect needs for an alternative diet, such as gluten-free, sugar substitute, vegetarian, vegan, reduced fat, et. al. Underline alternative ingredient(s) in the recipe. **Exhibit ¼ of a large item.**

EXPANDING SKILLS LEVEL 3:

COOKING 301 & BAKING 3

511 130 01__ Shortened Cakes (Use fat for flavor and texture. E.g., pound cake, oatmeal cake, carrot cake, Bundt cake, chocolate cake, etc.). No commercial mixes; No fillings or toppings (i.e., frosting, icing, glaze, powdered sugar, fruit, or nuts). **Exhibit three individual items or ¼ of a large item.**

511 130 02__ Basic Dinner Rolls. May be shaped into a cloverleaf, crescent, knot, bun, bread stick, or any other type of roll. **Exhibit three rolls.**

511 130 03__ Yeast Bread product, plain dough using all white flour. Exhibit ¼ of a loaf.

511 130 04__ Yeast Bread product, plain dough using all whole wheat flour. Exhibit ¼ of a loaf.

511 130 05__ Yeast Bread product, plain dough using a combination of flours. Exhibit ¼ of a loaf.

511 130 06__ Yeast Bread product (using all white flour) with added non-perishable ingredients (i.e., herbs, nuts, dried fruit, etc.) **Exhibit ¼ of a loaf.**

511 130 07__ Shortened Cakes reflecting alternative dietary choices. Recipe for the food product has been chosen specifically to address choices or altered significantly to now reflect needs for an alternative diet, such as gluten-free, sugar substitute, vegetarian, vegan, reduced fat, et. al. Underline alternative ingredient(s) in the recipe. **Exhibit ¼ of a large item.**

511 130 08__ Basic Dinner Rolls reflecting alternative dietary choices. Recipe for the food product has been chosen specifically to address choices or altered significantly to now reflect needs for an alternative diet, such as gluten-free, sugar substitute, vegetarian, vegan, reduced fat, et. al. Underline alternative ingredient(s) in the recipe. **Exhibit three rolls.**

511 130 09__ Yeast Bread Product reflecting alternative dietary choices. Recipe for the food product has been chosen specifically to address choices or altered significantly to now reflect needs for an alternative diet, such as gluten-free, sugar substitute, vegetarian, vegan, reduced fat, et. al. Underline alternative ingredient(s) in the recipe. **Exhibit ¼ of a large item.**

ADVANCED SKILL LEVEL 4:

COOKING 401 & BAKING 4

(Intermediates and Seniors only)

511 140 01__ Foam Cakes (Angel Food, Sponge, Chiffon). No commercial mixes; no fillings or toppings (i.e., frosting, icing, glaze, powdered sugar, fruit, or nuts). **Exhibit three individual items or ¼ of a large item.**

511 140 02__ Flat bread: leavened recipe including yeast, baking powder, or baking soda (focaccia, lavash, pita, pancake, etc.) **Exhibit 3 individual items or ¼ of a large item.**

511 140 13__ Unleavened Flatbread: made without yeast, baking powder, or baking soda (tortilla, lefse, crepe, gordita, matzo, chapatti or roti) **Exhibit 3 individual items or ¼ of a large item.**

511 140 03__ Yeast Bread Product, plain dough using an alternative grain product instead of or in addition to white flour (e.g., rye, spelt, buckwheat, oat, etc.) **Exhibit ¼ of a loaf.**

511 140 04__ Yeast Bread product (using flour other than all white flour) with added non-perishable ingredients (i.e., herbs, nuts, dried fruit, etc.) **Exhibit ¼ of a loaf.**

511 140 05__ Yeast Bread product using special shaping. Exhibit three individual items or ¼ of a large item.

511 140 06__ Single Pie Crust. Exhibit the whole pie crust in a disposable tin.

511 140 07__ Specialty Pastry. Baked items such as pie tarts, puff pastry, phyllo doughs, scones, biscotti, choux, croissants, Danish, strudels. Phyllo dough must be made from scratch. **Pastries made with cream or egg-based fillings will be disqualified. Exhibit three individual items.**

511 140 08__ Foam Cake reflecting alternative dietary choices. Recipe for the food product has been chosen specifically to address choices or altered significantly to now reflect needs for an alternative diet, such as gluten-free, sugar substitute, vegetarian, vegan, reduced fat, et. al. **Underline alternative ingredient(s) in the recipe. Exhibit three individual items or ¼ of a large item.**

511 140 09__ Focaccia Bread reflecting alternative dietary choices. Recipe for the food product has been chosen specifically to address choices or altered significantly to now reflect needs for an alternative diet, such as gluten-free, sugar substitute, vegetarian, vegan, reduced fat, et. al. **Underline alternative ingredient(s) in the recipe. Exhibit three individual items or ¼ of a large item.**

511 140 10__ Yeast Bread Product reflecting alternative dietary choices. Recipe for the food product has been chosen specifically to address choices or altered significantly to now reflect needs for an alternative diet, such as gluten-free, sugar substitute, vegetarian, vegan, reduced fat, et. al. **Underline alternative ingredient(s) in the recipe. Exhibit three individual items or ¼ of a large item.**

511 140 11__ Single Pie Crust reflecting alternative dietary choices. Recipe for the food product has been chosen specifically to address choices or altered significantly to now reflect needs for an alternative diet, such as gluten-free, sugar substitute, vegetarian, vegan, reduced fat, et. al. **Underline alternative ingredient(s) in the recipe. Exhibit the whole pie crust in a disposable tin.**

511 140 12__ Specialty Pastry reflecting alternative dietary choices. Recipe for the food product has been chosen specifically to address choices or altered significantly to now reflect needs for an alternative diet, such as gluten-free, sugar substitute, vegetarian, vegan, reduced fat, et. al. **Underline alternative ingredient(s) in the recipe. Exhibit three individual items or ¼ of a large item.**

FAMILY FOOD TRADITIONS (All skill levels)

511 200 01__ Family Food Traditions any baked items associated with family tradition and heritage. **Exhibit at least ¼ of baked product or three muffins, cookies, pita, tortillas, etc.** Entry must include:

- a) Recipe
- b) Tradition or heritage associated with preparing, serving the food
- c) The source traditional recipe came from

COOKING UP A CAREER (All skill levels)

511 200 02__ Cooking Up a Career. Find someone you know who works in a catering business, local restaurant, health care food service, food scientist, works as a Registered Dietitian, or any other food or nutrition-related industry. What do they do? How much education do they need? Why did they choose this profession? What is the most enjoyable thing about their chosen profession? Maximum of two pages, one sided write up of an interview. Consider creativity and neatness. Mount on a 9"x12" colored paper or poster board or display in a clear plastic binder. Include a picture of the person interviewed. (May be laminated to preserve exhibit.) The overall size of the mounted exhibit should be **no larger than 9x12 inches.**

FAVORITE RECIPE COLLECTION (All skill levels)

Recipe collection can be in a file box or in recipe book form. Follow specific guidelines on the evaluation sheet. Write the current year in the upper right-hand corner of each recipe. **Cards or recipes must be in front of the file or designated (paper clips, tabs, etc.) throughout the collection for ease in judging.** Pen, pencil, typed, or printed is acceptable if the required elements are on the recipe. Adding decorative items to recipes is optional and is not a part of the judging process.

511 300 111 Junior: Collection with five (5) recipes of foods you have prepared, using ingredients grown in the Pacific Northwest.

- 3 featuring fruits and/or vegetables
- 1 featuring grains
- 1 featuring protein (meat, poultry, seafood, beans, eggs, nuts, or seeds).

511 300 112 Intermediate: Collection with ten (10) recipes* of foods you have prepared.

- 2 featuring a source of protein
- 2 that include a variety of grain products
- 3 that have vegetables as the focus
- 2 featuring fruit
- 1 free choice

*The recipes need to include three food items appropriate for each of the three basic meals: breakfast (such as smoothies, baked items, or pancakes/waffles/toasts), lunch (such as sandwiches, soups, and wraps) and dinner (such as casseroles, side dishes, and salads) menus. The remaining (1) recipe is totally free choice.

511 300 113 Senior: Collection with fifteen (15) recipes* of foods you have prepared.

- 6 vegetable and/or fruit focused recipes
- 4 protein-based (poultry, fish, meat, or other protein dishes)
- 4 grain-based
- 1 free choice (no restrictions)

*Five of these recipes should be one-pot meals using or demonstrating knowledge of various kitchen appliances (examples: microwave, wok, slow cooker, pressure cooker).

4-H FOOD PRESERVATION

Superintendent: Teres Fair

- 1. Classes are open to all 4-H members, but members may only advance to the state level if enrolled in a 4-H Food Preservation project.** Members may enter a total of **four** classes in their age division with up to **two** unique exhibits per class. Maximum of **eight** exhibits. All foods entered must be made by the exhibitor.
- 2. Members must use recipes from a reputable food preservation source 2018 or newer and meet current USDA recommendations located at The National Center for Home Food Preservation (nchfp.uga.edu)**
Reputable sources include:
 - [OSU Extension Home Food Safety and Preservation Program](#)
 - Other University Extension Services
 - [National Center for Home Food Preservation](#)
 - [USDA Complete Guide to Home Canning](#)
 - Ball Blue Book
 - Pectin package inserts
 - Packaged canning/pickling mixes (i.e. Ball, Mrs. Wages, etc.)
- 3. All products must have a [4-H Food Preservation Explanation Card \(512-07\)](#) thoughtfully and completely filled out by the member with all information and complete instructions/recipe.** Explanation cards are available from the County Extension Offices, the Umatilla County 4-H website, or the state 4-H website.
- 4. All exhibits must have a label or tape with member name, county, and exhibit class number placed on the bottom of the container, so product is visible.**
- 5. Include jar rings on all canned products to transport safely.** Be sure all jars are properly sealed. Unsealed jars will be disqualified. For judging reasons, use clear jars only. Regular and wide-mouth Mason-type, threaded, home-canning jars with self-sealing lids are the best choice.
- 6. Jars may be opened during the judging process.** For this reason, we strongly urge you to use small jars for your fair exhibits. Suggested are 4 oz. jars for jams and jellies, half pints & pint jars for other products. Larger jars will be accepted, but food may be wasted as any opened jars will be emptied after fair.
- 7. Dried foods should be exhibited in jars or sturdy plastic bags, with labels securely attached.**
- 8. Make sure to follow the approved processing times listed for your product.**
- 9. Judging criteria are outlined on the following:**
 - [4-H Canned Fruit and Vegetable Evaluation Sheet \(512-04\)](#)
 - [4-H Canned Meat and Fish Evaluation Sheet \(512-05\)](#)
 - [4-H Dried Foods Evaluation Sheet \(512-06\)](#)
 - [4-H Jam Check Sheet \(512-01\)](#)
 - [4-H Juice, Jelly and Syrup Evaluation Sheet \(512-02\)](#)
 - [4-H Pickles and Relishes Evaluation Sheet \(512-03\)](#)
 - [4-H Flavored Vinegars Evaluation Sheet \(512-08\)](#)
 - [4-H Canned Broth/Stock Evaluation Sheet \(512-09\)](#)

All are available from the County Extension Offices, the Umatilla County 4-H website, or the state 4-H website.

Note: Fill in blank in class number (___) with corresponding numbers for age level.

- 1 Junior**
- 2 Intermediate**
- 3 Senior**

BASIC DIVISION

Starred (*) items are suggested as beginning exhibits for first-year Food Preservation members.

512 111 02__ *Canned tomato-based products such as tomatoes, tomato sauce, tomato or tomato/vegetable juice, ketchup, or salsa. One jar processed in a boiling water canner.

512 111 05__ Canned fruit-based products such as fruit sauce (no thickener added), pie filling (thickened with Clear-Jel®), fruit or berries, or salsa. Jars must be sealed by processing in a boiling water canner.

512 111 10__ *Cooked jam or jelly: One jar using commercial pectin. Jars must be sealed by processing in a boiling water canner.

512 111 06__ Relish: One jar of relish. Jars must be sealed by processing in a boiling water canner.

Examples include cucumber relish, zucchini relish, corn relish and chutneys, other chopped fruit and vegetable-based products that include acidification.

512 111 12__ Quick pickles: One jar of cucumber, fruit, or vegetable quick pickles. Jars must be sealed by pasteurization or processing in a boiling water canner.

512 111 19__ Flavored vinegars: One jar of flavored vinegar using commercial vinegar and flavor added using herbs, fruits, vegetables, and/or spices.

512 111 15__ *Dried fruits, vegetables, herbs, or fruit leather: Exhibit ¼ - ½ cup of dried fruit or vegetable pieces, herbs, or four 1" wide rolls of one flavor fruit leather.

512 111 18__ *Dried herb seasoning combination: About ¼ cup of dried herb seasoning combination.

ADVANCED DIVISION

Intermediate and Senior members can choose to exhibit any of the products listed under the Basic division, in addition to any of the following classes.

512 111 20__ Canned broth: One jar of canned broth (liquid only, no meat or vegetable pieces) processed in a pressure canner.

512 111 21__ Cooked jelly or jam, syrup, or juice: One jar. All must be made from juice the member has extracted. Jam or jelly can be made with or without commercial pectin. Jars must be sealed by processing in a boiling water canner.

512 111 24__ Fermented pickles or sauerkraut: One jar of fermented (brined) pickles or sauerkraut. Jars must be sealed by processing in a boiling water canner.

512 111 25__ Canned vegetables or tomatoes: One jar of canned vegetables or tomatoes processed in a pressure canner.

512 111 26__ Canned meat, poultry, or fish: Fish products should be exhibited in pint or half pint jars. One jar processed in a pressure canner.

512 111 28__ Canned combination dish: One jar of

canned combination dish from an approved recipe processed in a pressure canner. Examples include chili, soup, and baked beans.

512 111 29__ Dried meat or poultry jerky: Four 1-inch by 3-inch pieces of one type of jerky. Meat jerky (beef, venison, or poultry) should follow the recommendations for preparation in [Making Jerky at Home Safely, PNW 632, August 2020](#).

INTERIOR DESIGN

1. **Classes are open to all 4-H members, but members may only advance to the state level if enrolled in a 4-H Interior Design project.** Members may enter up to three classes, **one** exhibit per class.
2. In the Designing Spaces project, items produced by the 4-H member are developed within the context of the overall design/plan of a specific location. The classes align with the four elements of designing a space: designing a room, furnishing a room, finishing a room, and creating a healthy room environment.
3. Each piece of an exhibit must be labeled on the back or bottom with the member's name, county, and exhibit class number.
4. Entries must include a photo or drawing of how and/or where the item would be used in the home. To qualify for judging, a 4-H [Designing Spaces Exhibit Explanation Card](#) (340-01) must be attached.
5. Judging criteria are outlined on the appropriate evaluation form: [Furnishing or Finishing Designing Spaces](#) (340-02) or [Designing & Making Healthy Spaces](#) (340-03). Explanation cards and evaluation sheets are available from the County Extension Offices, the Umatilla County 4-H website, or the state 4-H website.

Note: Fill in blank in class number (__) with corresponding numbers for age levels:

- 1 Junior**
- 2 Intermediate**
- 3 Senior**

DESIGNING A SPACE

340 100 11__ Design board for a room. Include: color scheme, wall treatment, floor treatment, window treatment, etc. OR floor plan for a room. Posters, 24 x 30, or multimedia presentation (on CD). Show what you learned with before and after pictures or diagrams, samples, story, cost comparisons, optional arrangements, etc.

FURNISHING A SPACE

The functional items to furnish a room are made from new, recycled, or refurbished items for a specific location, as described in detail on the explanation card.

340 100 12__ Organizational/storage item for the furnishing of a room.

340 100 13__ Functional textile item for the furnishings of a room, i.e., curtains, rug, quilt.

340 100 14__ Furniture item to furnish a room.

FINISHING A SPACE

These finishing touches for a room are made from new, recycled, or refurbished items for a specific location, described in detail on the explanation card.

340 100 15__ Accessory for the walls of a room.

340 100 16__ Accessory for the furnishings of the room (bed, dresser, etc.)

340 100 17__ Accessory for seasonal use in a room.

340 100 18__ Accessory for outdoor use.

MAKING A HEALTHY SPACE

340 100 19__ Problem solving for a space. Identify a problem (windows, storage needs, inconvenient room arrangement, cost comparison, energy conservation, waste management, etc.) Using a poster, notebook, multimedia presentation, or other method, describe the problem and how it was solved.

HORTICULTURE

DEPARTMENT

Classes are open to all 4-H members, but members may only advance to the state level if enrolled in a 4-H Horticulture project.

4-H CONTAINER GARDENING

Superintendent: Krista Alexander

1. Exhibitors may enter only **one** exhibit in each class number. **Plants entered in Container Gardening must be grown by the exhibitor.**
2. Exhibits exceeding 30 pounds or measuring larger than 30" x 30" will not be accepted.
3. Member's name, county, and class number should be securely attached to the bottom of each container. A [Container Gardening Exhibit Information Card \(716-02\)](#) must be firmly attached to the exhibit and sealed inside a closeable sandwich bag (Ziplock) to keep the card dry. Attach bag to the container with clear packaging tape or duct tape.
4. Selection of herbs is the choice of the 4-H member.
5. Exhibitors should use the online publication [Select and Prepare Herbs for Exhibit \(4H 2335\)](#) as a reference.
6. Herb container gardens must include:
 - Junior - 2 herbs from different species
 - Intermediate - at least 3 herbs from different species
 - Senior - at least 4 herbs of different species
7. Judging criteria are outlined on [4-H Container Garden Exhibit Evaluation Sheet \(716-01\)](#) available from the County Extension Offices, the Umatilla County 4-H website or the State 4-H website.
8. Though container garden exhibits will be cared for by 4-H volunteers during the fair, the 4-H program is not responsible for the condition of the plant when it is returned.

CONTAINER GARDENING, JUNIOR

716 115 011 Terrarium: closed container

716 115 021 Dish Garden: cacti & succulents, more than 1 plant

716 114 031 Houseplant: 1 plant

716 113 041 Patio Plant: 1 outdoor plant in a container

716 113 141 Patio Planter: more than 1 outdoor plant, can be a combination of annuals, perennials, herbs, and /or vegetables

716 112 051 Potted Vegetable

716 116 001 Potted Herbs: must be 2 herbs

716 117 061 Other: exhibits that do not fit in the above classes.

CONTAINER GARDENING, INTERMEDIATE

716 115 012 Terrarium: closed container

716 115 022 Dish Garden: cacti & succulents, more than 1 plant

716 114 032 Houseplant: 1 plant

716 113 042 Patio Plant: 1 outdoor plant in a container

716 113 142 Patio Planter: more than 1 outdoor plant, can be a combination of annuals, perennials, herbs, and/or vegetables

716 112 052 Potted Vegetable

716 116 002 Potted Herbs: must include 3 herbs

716 117 062 Other: exhibits that do not fit in the above classes.

716 200 012 Display: An experiment with plant(s) in containers. Must show and include a written explanation of what was done and a summary of what was learned. Display not to exceed 30" wide x 24" deep x 36" high.

CONTAINER GARDENING, SENIOR

716 115 013 Terrarium: closed container

716 115 023 Dish Garden: cacti & succulents, more than 1 plant

716 114 033 Houseplant: 1 plant

716 113 043 Patio Plant: 1 outdoor plant in a container

716 113 143 Patio Planter: more than 1 outdoor plant, can be a combination of annuals, perennials, herbs, and/or vegetables

716 112 053 Potted Vegetable

716 116 003 Potted Herbs: must include 4 herbs

716 117 063 Other: exhibits not listed in the above classes.

716 200 013 Display: An experiment with plant(s) in containers. Exhibit must show and include a written explanation of what was done and a summary of what was learned. Display not to exceed 30" wide x 24" deep and 36" high.

716 300 013 Commercial exhibit of plants: Flat or market package that includes planting dates, costs incurred, and suggested retail pricing.

4-H FLOWERS & ORNAMENTALS

Superintendent: Krista Alexander

CUT FLOWERS

1. Exhibitors can enter only **one** entry of each of the flowers listed below, except for the "Other, Perennial Cut Flowers" and the "Other, Annual Cut Flowers". **The total number of cut flower exhibits may not exceed three (3) for Juniors, four (4) for Intermediates, or five (5) for Seniors.**
2. Flowers must have been grown by the exhibitor. Containers will **not** be furnished for cut flowers. Clear glass bottles are best.

3. The number of flowers required for each exhibit can be found in parentheses after each flower type. In an exhibit of 3 blooms, all blooms must be the same color. **Each flower is to have foliage attached or include foliage.**
4. Exhibitors may show all or a portion of their allowed/allotted flower exhibits in either of the Other classes.
5. Judging criteria are outlined on [4-H Cut Flowers Exhibit Evaluation Sheet \(713-01\)](#) available from the County Extension offices, the Umatilla County 4-H website, and the State 4-H website.

Cut Flower Types

Number of stems required in parentheses.

Asters (3) Blooms
Bachelor Buttons (3) Blooms
Calendulas (3) Blooms
Chrysanthemums (1) Spray
Cosmos (3) Blooms
Dahlias, under 3" disbudded (3)
Dahlias, 3-6" dia. disbudded (1)
Dahlias, 6" & over disbudded (1)
Gladiolus (1) Spike
Gloriosa Daisy (3) Blooms
Lilies (1) Stalk
Marigold, African (1) Bloom
Marigold, French (3) Stems
Nasturtiums (3) Blooms
Petunia, (3) Stems
Roses, Miniature (1) Spray
Roses, grown in clusters (more than three blooms) (1) Spray
Roses, hybrid tea disbudded (1) Bloom
Roses, other (1) Bloom
Snapdragons (3) Spikes
Statice (1) Spray
Straw Flowers (1) Stem
Zinnias (3) Blooms
Other, Perennial Cut Flowers
Other, Annual Cut Flowers

Definitions:

Bloom: an individual flower, one blossom to a stem.
Spike: a stalk carrying many stemless or nearly stemless flowers.
Spray: a portion of a plant with a number of flowers on one stalk: chrysanthemums, roses, statice.
Stem: a stem with one or more flowers
Disbudded: removal of the lateral buds along the stem of the flower

713 100 011 Junior: limit three separate flower exhibit types.

713 100 012 Intermediate: limit four separate flower exhibit types.

713 100 013 Senior: limit 5 separate flower exhibit types.

ARRANGEMENTS

1. Flowers may be grown or purchased by the exhibitor. Arrangement exhibits will be displayed in the container provided by the exhibitor.
2. Arrangements are required to use a frog, wire, or floral foam in the vase to stabilize the exhibit. Each

arrangement is to have foliage attached or include foliage.

- Judging criteria are outlined on [4-H Floral Arrangement and Bouquet Exhibit Evaluation Sheet \(713-02\)](#) available from the County Extension Offices, the Umatilla County 4-H website and the State 4-H website.

713 420 011 Junior: Arrangement of fresh flowers in a suitable container.

713 420 012 Intermediate: Arrangement of fresh flowers, any choice of design.

713 420 013 Senior: Arrangement of fresh flowers, any choice of design.

713 420 023 Senior Theme: Arrangement of fresh flowers, with theme for 2026 "Ocean Breeze". Bring the calm and beauty of the sea to life in your floral design! Use cool tones like blues, whites, and soft greens that mimic ocean currents. Think seashell accents, driftwood touches, or airy textures to capture the feeling of a fresh coastal breeze.

713 420 033 Senior Miniature: Arrangement using dried or fresh materials, no larger than 8" x 8" x 8".

BOUQUETS

- Flowers may be grown or purchased by the exhibitor. Bouquets exhibits will be displayed in the container provided by the exhibitor.
- Bouquets MUST NOT use a frog, wire, or floral foam in the vase to stabilize the exhibit. Each Bouquet is to have foliage attached or include foliage.

713 430 011 Junior: Bouquet of fresh flowers in a suitable container, any design.

713 430 012 Intermediate: Bouquet of fresh flowers, in a suitable container, any design.

713 430 013 Senior: Bouquet of fresh flowers, in a suitable container, any design.

713 430 023 Senior Theme: Bouquet of fresh flowers, with theme for 2026 "Ocean Breeze". Bring the calm and beauty of the sea to life in your floral design! Use cool tones like blues, whites, and soft greens that mimic ocean currents. Think seashell accents, driftwood touches, or airy textures to capture the feeling of a fresh coastal breeze.

CORSAGE AND BOUTONNIERE

- Flowers may be grown or purchased by the exhibitor. An exhibit is one Corsage and one Boutonniere.
- Corsage refers to a small bouquet of flowers worn on a woman's dress or worn around her wrist. The blooms do not need to be all the same color. A method of attaching the corsage for wearing must be provided.
- A boutonniere is a floral decoration worn by men, typically a single flower or bud. A method of attaching the boutonniere must be provided.
- Each corsage and boutonniere are to have foliage attached or include foliage. The corsage and boutonniere are displayed in a plastic zip lock type bag. A neatly cut square of white cardboard may be placed in the bag to stabilize the exhibit if desired.

713 440 002 Corsage and Boutonniere of fresh flowers, Intermediate: suitable for a formal occasion, any design.

713 440 003 Corsage and Boutonniere of fresh flowers, Seniors: suitable for a formal occasion, any

design.

DRIED MATERIALS

Flowers may be grown or purchased by the exhibitor.

713 130 041 Junior: Arrangement of dried materials.

713 130 042 Intermediate: Arrangement of dried materials.

713 130 043 Senior: Arrangement of dried materials.

4-H HERBS

Superintendent: Krista Alexander

- Herbs must be grown by the exhibitor. Exhibitors may enter only **one** exhibit in each class number.
- An [4-H Dried & Fresh-Cut Explanation Card \(712-06\)](#) must be firmly attached to all herb exhibits which are judged by the criteria in [4-H Fresh Cut Herb Exhibit Evaluation Sheet \(712-05\)](#) and [4-H Dried Herb Exhibit Evaluation Sheet \(712-04\)](#) which are available from the County Extension Offices, the Umatilla County 4-H website and the State 4-H website.
- The publication [Select and Prepare Herbs for Exhibit \(4H 2335\)](#) should be used by exhibitors as a reference. The selection of herbs is the choice of the member. Any herb available in your area of the state may be exhibited.

HERB EXHIBITS, FRESH CUT

Fresh cut herbs with their own vegetables, such as onions and garlic, should be exhibited in that class, not in the Fresh Cut Herb classes.

712 117 001 Herbs, Fresh Cut, Junior: one bunch with stems one inch in diameter.

712 117 011 Cut Herb Collection Junior: include 3 different herbs in the same amounts as the fresh cut exhibit.

712 117 002 Herbs, Fresh Cut, Intermediate: one bunch with stems one inch in diameter.

712 117 012 Cut Herb Collection Intermediate: Include 4 different herbs in the same amounts as the fresh cut exhibit, 1 of which is new this year.

712 117 003 Herbs, Fresh Cut, Senior: one bunch with stems one inch in diameter.

712 117 013 Cut Herb Collection Senior: 5 different herbs in the same amounts as the fresh cut exhibit, 2 of which are new this year.

HERB EXHIBITS, DRIED

The explanation card must include drying method. Basil, chives, dill leaves, fennel, and parsley should not be exhibited dried because they are best preserved by freezing.

712 118 001 Herbs, Dried, Junior: Display all herbs in a self-closing bag, one inch bunch secured by a twist tie or three tablespoons dried leaves or one tablespoon of dried seeds.

712 118 011 Herbs, Dried Collection, Junior: 3 herbs in the same amounts as dried herb exhibit.

712 118 002 Herbs, Dried, Intermediate: Display all herbs in a self-closing bag, one inch bunch secured by a twist tie or three tablespoons dried leaves or one tablespoon dried seeds.

712 118 012 Herbs, Dried Collection, Intermediate: 4 herbs in the same amounts as the dried herb exhibit, 1 of which is new this year.

712 118 003 Herbs, Dried, Senior: Display all herbs in a self-closing bag, one inch bunch secured by a twist tie or three tablespoons dried leaves or one tablespoon of dried seeds.

712 118 013 Herbs, Dried Collection, Senior: 5 herbs in the same amounts as dried herb exhibit, 2 of which are new this year.

4-H VEGETABLES

Superintendent: Krista Alexander

1. Exhibitors can enter only **one** class except for "Other". Please see each age division for the number of entries allowed.
2. The publication [Oregon 4-H Horticulture Contest Guide: Vegetables \(4-H 2334\)](#) should be used by exhibitors as a reference for selecting and preparing your exhibits, **except for the specific numbers of vegetables required for plate and collection exhibits, which is listed below.**
3. A completed [4-H Vegetable Exhibit/Collections Explanation Card \(712-07\)](#) must be attached to each exhibit. Judging criteria are outlined on the [4-H Vegetable Collection Exhibit Evaluation Sheet \(712-01\)](#) and the [4-H Vegetable Garden Exhibit Evaluation Sheet \(712-02\)](#). These publications are available from the County Extension Offices, the Umatilla County 4-H website, and the State 4-H website.
4. Plate exhibits will be exhibited on 9" paper plates. Vegetable Collection exhibits must fit on a tray 18-1/2" x 14-1/2" x 2-3/4". Paper plates and trays will be provided. Vegetables will not be returned unless specifically requested.

CLASSES

Number of vegetables required in parentheses.

Beans, Snap (Wax, Italian, Green) (5)
Beans, Other (Dry, Horticulture, Limas, Purple) (5)
Beans, Horticultural (5)
Beets (5)
Broccoli (1) Main head or (5) side shoots
Carrots (5)
Corn, Sweet (2)
Cucumbers, Slicing (Lemon, Burpless, Slicing varieties) (2)
Cucumbers, Lemon (2)
Cucumbers, Pickling (5)
Garlic, Regular (2), Elephant (1)
Kohlrabi (2)
Lettuce (1 plant) leaf lettuce in a vase of water
Onions, Bulb (3)
Onions, Green (5 onions)
Peas, in pod (5)
Peppers, Bell or Sweet (2)
Peppers, Hot (5)
Potatoes (5)
Pumpkins (1)
Squash, Summer Crookneck (2)
Squash, Summer Zucchini (2)
Squash, Winter (1)
Tomato slicing (3)

Tomatoes, Cherry (5)

Tomato, other (5)

Turnips (2)

Other (#) For all others, refer to the [Oregon 4-H Horticulture Contest Guide: Vegetables \(4-H 2334\)](#)

VEGETABLE EXHIBITS, JUNIOR

Members may enter a maximum of **three** plate exhibits, in addition to **one** vegetable collection.

712 100 011 Plate Exhibit of One Type

712 100 021 Vegetable Collection Exhibit, include 3 different vegetables in the same amounts required as in plate exhibits.

VEGETABLE EXHIBITS, INTERMEDIATE

4-H members may enter a maximum of **four** plate exhibits in addition to their choice of a vegetable collection exhibit **or** poster display.

712 100 012 Plate Exhibit of One Type

712 100 022 Vegetable Collection Exhibit, include 4 different vegetables in the same amounts required as in plate exhibits.

712 200 032 Poster or Display, describing results of 4-H member's experimental garden. Display not to exceed 30" wide x 24" deep x 36" high.

VEGETABLE EXHIBITS, SENIORS

4-H members may enter a maximum of **five** plate exhibits in addition to their choice of a vegetable collection exhibit, commercial display, **or** educational display.

712 100 013 Plate Exhibit of One Type

712 100 023 Vegetable Collection Exhibit, include 5 different vegetables in the same amounts required as in plate exhibits.

712 100 033 Commercial Display, include 10 lb. unit of produce with record of costs of commercial garden.

712 200 043 Project Display, describing the experimental design and results of an experiment in commercial gardening. Display not to exceed 30" wide x 24" deep x 36" high.

INDUSTRIAL ARTS

DEPARTMENT

Classes are open to all 4-H members, but members may only advance to the state level if enrolled in a 4-H Industrial Arts project.

You may enter ATV, automotive, bicycles, handyman, small engines, snowmobile, etc., projects in the Educational Display classes found in the Communications Department.

For all exhibits with sharp edges, please be sure the exhibit is safely cased within an acrylic shadow box with a locking key attached.

4-H WELDING

1. Exhibitors may enter up to **two** original exhibits with no more than **two** per class number. Projects or exhibits in

this class are designed for the demonstration of skills. Items can be a technical exhibit, or a practical exhibit, or an artistic exhibit. A technical project is a weld coupon showing welding technique.

2. The techniques used can include Shielded Metal Arc Welding/Stick, Gas Metal Arc Welding/MIG, Gas Tungsten Arc Gas Welding/TIG, Flux-cored Arc Welding, Oxy-fuel Welding.
3. Each exhibit must be labeled with the member's name, county, and exhibit class number. A completed [4-H Welding Explanation Card \(861-01\)](#) is required to qualify the exhibit for judging. Judging criteria are outlined on [4-H Welding Criteria \(861-03\)](#), and the evaluation criteria can be found on [4-H Welding Evaluation Sheet \(861-02\)](#) available from the County Extension Offices, the Umatilla County 4-H website, and the State 4-H website.

- 861 100 001 Welding, Junior
- 861 100 011 Technical Welding, Junior
- 861 100 002 Welding, Intermediate
- 861 100 012 Technical Welding, Intermediate
- 861 100 003 Welding, Senior
- 861 100 013 Technical Welding, Senior

4-H FORGING

1. Exhibitors may enter up to **three** original exhibits with no more than **two** per class number. Projects or exhibits in this class are designed for the demonstration of forging skills. An exhibit may include examples of forging techniques such as shaping, bending, twisting, punching, drawing out, or upsetting metal using hammer and anvil. Practical or artistic exhibits may include tools, hardware, decorative pieces, or blades that demonstrate craftsmanship and design.
2. Techniques used may include traditional hand forging, blacksmithing, forge welding or other metal working processes that require heating and shaping metal (no other welding techniques are allowed). Heat sources may include coal, gas, or induction forges.
3. Each exhibit must be labeled with the member's name, county, and exhibit class number. A completed [4-H Welding Explanation Card \(861-01\)](#) is required to qualify the exhibit for judging. *Forging judging criteria and evaluation sheets are being developed by the State 4-H program and are not yet available.*

- 881 000 101 Forging-Decorative Item, Junior
- 881 000 201 Forging-Useful Item, Junior
- 881 000 301 Forging-Bladed Item, Junior
- 881 000 102 Forging-Decorative Item, Intermediate
- 881 000 202 Forging-Useful Item, Intermediate
- 881 000 302 Forging-Bladed Item, Intermediate
- 881 000 103 Forging-Decorative Item, Senior
- 881 000 203 Forging-Useful Item, Senior
- 881 000 303 Forging-Bladed Item, Senior
- 881 100 104 Forging-Club Exhibit

4-H WOOD SCIENCE

1. Exhibitors may enter more than one class but may enter only **one** item per class. In each class, the exhibit shall be made primarily of wood by the 4-H member and should demonstrate skill in design, construction, and finish appropriate to the member's experience level. Exhibits are judged on craftsmanship, accuracy, and the development of woodworking skills over time. Musical

instruments and furniture of any kind should be entered into their specific classes under specialty wood science exhibits.

2. A pair or set counts as one item only when the pieces are similar and designed to be used or displayed together. Dissimilar items may not be entered as a single set.
3. Each exhibit must be labeled with the member's name, county, and exhibit class number. A completed [4-H Wood Science Explanation Sheet \(871-02\)](#) is required to qualify the exhibit for judging. Judging criteria are outlined on the [4-H Wood Science Exhibit Evaluation Sheet \(871-01\)](#) available from the County Extension Offices, the Umatilla County 4-H website, and the State 4-H website.
4. *First Year refers to the first year a member has participated in a woodworking project, not the first year within their age division.*

GENERAL WOOD SCIENCE EXHIBITS

- 871 100 001 Wood Science, *Junior First Year*
- 871 100 011 Wood Science, *Other Junior*
- 871 100 002 Wood Science, *Intermediate First Year*
- 871 100 012 Wood Science, *Other Intermediate*
- 871 100 003 Wood Science, *Senior First Year*
- 871 100 013 Wood Science, *Other Senior*
- 871 100 034 Wood Science, *Club*

SPECIALTY WOOD SCIENCE EXHIBITS

- 871 200 001 Wood Science Musical Instrument, *Junior*
- 871 200 002 Wood Science Musical Instrument, *Intermediate*
- 871 200 003 Wood Science Musical Instrument, *Senior*
- 871 300 001 Wood Science Furniture, *Junior*
- 871 300 002 Wood Science Furniture, *Intermediate*
- 871 300 003 Wood Science Furniture, *Senior*

NATURAL SCIENCE

DEPARTMENT

4-H AQUATIC ECOLOGY AND SPORTFISHING

Classes are open to all 4-H members, but members may only advance to the state level if enrolled in a 4-H Natural Science project.

AQUATIC MACRO-INVERTEBRATE SPECIMENS

Macro-invertebrates of all developmental stages serve as an energy source in freshwater (lakes, ponds, streams, rivers) fisheries. They include but are not limited to eggs, larvae, nymphs, scuds, leeches, stoneflies, caddis flies, mosquitoes, dragonflies, hellgrammites, etc.

1. Exhibits may include specimen photos or drawings of specimens that are displayed in a three-ring binder. Photos and drawings must be the original work of the exhibitor. Preserved specimens are to be displayed in

specimen jars in display boxes. Each specimen, including photos or drawings, requires a label to be affixed to the display box or page for easy reading. Labels (3/4"x1 1/2") on preserved specimens, photos or drawings are to include the name of the collector, date collected/photographed/drawn, order name, common name, name of body of water from which specimen was found, county, and state.

Label Example:

Collector/Date: J. Smith 01/01/01
Order Name: Ephemeroptera
Common Name/Stage: Mayfly Adult or Nymph
Body of Water: Lost Lake
County/State: Hood River, OR

2. Phases are based on the number of specimens exhibited. Each collection is progressive. Exhibitors are expected to add 5 new preserved specimens, photographs, or drawings to their exhibit each year, in addition to those exhibited the previous year. Exhibitors are not able to combine preserved specimens, photographs, or drawings as a single exhibit.
3. The entries must be accompanied by a [4-H Aquatic Ecology & Sport Fishing Explanation Card \(451-07\)](#). Judging criteria are outlined on an [Aquatic Macro-invertebrates Score Sheet \(451-01\)](#). Both are available from the County Extension Offices, the Umatilla County 4-H website, and the State 4-H website.

PHASE 1: 10 TO 20 SPECIMENS

- 451 100 181 Preserved specimens** displayed in specimen jars in display boxes.
- 451 200 181 Photographs of specimens** displayed in a notebook.
- 451 300 181 Original Drawings** of specimens displayed in a notebook.

PHASE 2: 21 TO 35 SPECIMENS

- 451 100 182 Preserved specimens** displayed in specimen jars in display boxes.
- 451 200 182 Photographs of specimens** displayed in a notebook.
- 451 300 182 Original Drawings** of specimens displayed in a notebook.

PHASE 3: 36 TO 50 SPECIMENS

- 451 100 183 Preserved specimens** displayed in specimen jars in display boxes.
- 451 200 183 Photographs of specimens** displayed in a notebook.
- 451 300 183 Original Drawings** of specimens displayed in a notebook.

COMMON KNOTS

1. Knots are defined as those needed to secure the line from a reel to terminal tackle. They are limited to Arbor Knot, Blood Knot, Dropper Loop, Clinch or Improved Clinch Knot, Nail Knot, Palomar Knot, Perfection Loop, Rapala Knot, Snell Knot, Double Surgeon's, Surgeon's Loop, Trilene Knot, and Uni-Knot. Each knot must be represented in two mediums: large and normal scale. The large-scale knot must be tied using white cordage no smaller than 1/8" and no larger than 1/4" in diameter. The normal-scale knot is to be tied to a barbless hook using the appropriate material as it would be used in fishing (monofilament, Dacron backing, fly line, etc.)

Knots must be displayed on an 8.5" X 11" matte board and labeled with member's name, county, and class number.

2. The entries must be accompanied by a [4-H Aquatic Ecology & Sport Fishing Explanation Card \(451-07\)](#). Judging criteria are outlined on a [Common Knots Score Sheet \(451-02\)](#). Both are available from the County Extension Offices, the Umatilla County 4-H website, and the State 4-H website.

- 451 200 151 Common Knots, Junior**, any 5 knots
- 451 200 152 Common Knots, Intermediate**, any 7 knots
- 451 200 153 Common Knots, Senior**, any 9 knots

FISH PRINTS

1. Prints can be made using real fish or fish models. Prints can be made using, but not limited to watercolor, tempera, acrylic, oil, and ink. Prints can be on fabric or paper or in combination and mounted on or in a frame not to exceed 22" x 28". One print must be labeled with the common name, scientific name, and anatomy. Labels may be permanent or removable.
2. Exhibitors are to make fish prints using real or model fish. Non-fish images are not acceptable.
3. The entries must be accompanied by a [4-H Aquatic Ecology & Sport Fishing Explanation Card \(451-07\)](#). Judging criteria are outlined on a [Fish Prints Score Sheet \(451-03\)](#). Both are available from the County Extension Offices, the Umatilla County 4-H website, and the State 4-H website.

- 451 200 161 Fish Prints, Junior**, 1 print
- 451 200 162 Fish Prints, Intermediate**, 2 prints
- 451 200 163 Fish Prints, Senior**, 3 prints

FISHING RODS

1. Based on the type of rod, the necessary components include rod blank, butt cap/extension, handle/grip, reel seat, hook keeper, butt/stripping guide, appropriate number of line guides for length, guide wraps, ferrules, and tip top. Fishing rods must be constructed by the member and may not exceed 108" in length.
2. The rods must be displayed on a board no thicker than 1 inch, no wider than 8 inches, no longer than 120 inches (1" x 8" x 120" maximum). All necessary components must be labeled. Permanent or removable labels may be used.
3. The entries must be accompanied by a [4-H Aquatic Ecology & Sport Fishing Explanation Card \(451-07\)](#). Judging criteria are outlined on a [Fishing Rods Score Sheet \(451-06\)](#) available from the County Extension Offices, the Umatilla County 4-H website, and the State 4-H website.

- 451 200 101 Spinning Rod**, one piece
- 451 200 102 Spinning Rod**, two piece
- 451 200 103 Spinning Rod**, three or four piece
- 451 200 111 Bait Casting Rod**, one piece
- 451 200 112 Bait Casting Rod**, two piece
- 451 200 113 Bait Casting Rod**, three or four piece
- 451 200 121 Fly Rod**, one piece
- 451 200 122 Fly Rod**, two piece
- 451 200 123 Fly Rod**, three or four piece

FLIES

1. Flies are defined as wet and dry. Dry flies are patterns used above the water line or in the surface film (e.g., adult insects, terrestrial insects, dry attractors, poppers, mouse, etc.). Wet flies are patterns used below the water line (e.g., nymphs, larvae, streamers, wet attractors, emergers, etc.). Materials (recipes) used may include but are not limited to hackle, lead wire, dubbing, hook, copper wire, flash, quill, floss, chenille, thread, and hair. Entries may include but not limited to:
 - Low difficulty: Woolly Worm, Woolly Bugger, Hare's Ear, Scud, Caddis Pupa, Girdle Bug
 - Moderate difficulty: Mickey Finn, Elk Hair Caddis, Bead Head Pheasant Tail, Parachute Adams
 - High difficulty: Royal Coachman, Grasshopper, Stone Fly, Blue Winged Olive, Green Drake.
2. Flies must be displayed on an 8.5" x 11" matte board. Exhibits are to be labeled to provide educational value to the public. Labels must include a title, the type of flies (wet or dry), and the name of each fly. Exhibit labels will be judged on the educational value, accuracy, completeness, clarity, and conciseness.
3. Entries must be accompanied by a [4-H Aquatic Ecology & Sport Fishing Explanation Card \(451-07\)](#). Judging criteria are outlined on a [Flies Score Sheet \(451-04\)](#). Both are available from the County Extension Offices, the Umatilla County 4-H website, and the State 4-H website.

451 200 131 Flies, Junior, 2 total (1 wet and 1 dry) use recipes requiring #4-6 hook.

451 200 132 Flies, Intermediate, 4 total (2 wet and 2 dry) use recipes requiring #6-8 hook.

451 200 133 Flies, Senior, 6 total (2 wet, 2 dry) use recipes requiring #8-14 hook and (2 using body dubbing) use recipes requiring #12-14 hook.

LURES

1. Lures are defined as Spoons, Spinners, Rooster Tails, Jigs, Plugs, and Spinner Baits. Materials used may include, but are not limited to the following:
 - **Spoons**: metal body, split ring, hook, weed guard, thin spoon, heavy spoon, thick solid, and spinner blades.
 - **Spinners**: hook, body, beads, clevis, blade, plastic minnow, spinner used with bait.
 - **Rooster Tails**: hook, blade, beads, feather skirt, hair skirt, rubber skirt, body, clevis, Colorado blade, willow blade.
 - **Jig**: eye, assorted jig lead head, hook, feathered skirt, fur skirt, hair skirt, rubber skirt.
 - **Plugs**: metal lip, hook hanger, eye, body, hooks, propellers, joined plug, plug lip.
 - **Spinner Bait**: fluted blade, hook, Colorado blade, clevis, arm, body, skirt, eye, twin arms, and blades.
2. Lures must be labeled and displayed on an 8.5"x11" matte board or foam.
3. The entries must be accompanied by a [4-H Aquatic Ecology & Sport Fishing Explanation Card \(451-07\)](#). Judging criteria are outlined on a [Lures Score Sheet \(451-05\)](#). Both are available from the County Extension Offices, the Umatilla County 4-H website, and the State 4-H website.

451 200 141 Lures, Junior, 1 Spoon plus 1 additional choice.

451 200 142 Lures, Intermediate, 1 Spoon, 1 Spinner, and 2 additional choices.

451 200 143 Lures, Senior, 1 Spoon, Spinner, 1 Rooster Tail, and 3 additional choices.

PROJECT DISPLAY

1. The exhibit may be a poster or a three-dimensional display. Exhibits may include pictures, models, diagrams, and actual articles if they qualify for the safety standards listed below. Drawings or photos that are an essential part of the display should be firmly attached to the board. Loose materials like soil, bark, or sand must be displayed in closed containers. No books or notebooks will be accepted as part of the display. The following materials will not be allowed on the display for safety reasons:
 - Living organisms-plants or animals
 - Liquids
 - Aerosol bottles or other pressurized gases
 - Glass
 - Hazardous substances
 - Sharp items.
2. Each exhibit must have the member's name, county, and exhibit class number securely attached to it. All parts of the display should be attached to one another in some way to keep the exhibit together as a unit. Club exhibits are to be entered under the club's name but must include the names of all members and club volunteers. This may be on a separate paper securely attached to the back of the exhibit.
3. Single posters may be displayed by hanging. All other displays should be free standing. All information contained in the exhibit must be able to be viewed by the public by looking at the display. Sources must be listed on the front of the display. Display (all parts) should be able to last the duration of the fair in good repair.
4. Individual posters are limited in size to 30" by 24". Individual three-dimensional displays are limited in size to 48" wide, 24" deep (front to back), and 36" high. Club exhibits are limited in size to 60" wide, 24" deep, and 36" high. The weight of any display cannot exceed 30 pounds.
5. A [4-H Educational Display Exhibit Explanation Card \(000-01\)](#) must be attached to each exhibit. Judging criteria are outlined on the [4-H Educational Display Evaluation Sheet \(214-001\)](#). Both are available from the County Extension Offices, the Umatilla County 4-H website and the State 4-H website.

451 200 171 Aquatic Ecology & Sport Fishing Project Display, Junior

451 200 172 Aquatic Ecology & Sport Fishing Project Display, Intermediate

451 200 173 Aquatic Ecology & Sport Fishing Project Display, Senior

451 200 174 Aquatic Ecology & Sport Fishing Project Display, Club

4-H CONSERVATION

1. Classes are open to all 4-H members.
2. Each exhibit piece must be labeled with the member's name, county, and exhibit class number.

3. Exhibit: An educational exhibit relating to the conservation of soil, water, forests, marine life, range, or wildlife. May not exceed 30" in width, 24" deep (front to back) and 36" high.
4. A [4-H Educational Display Exhibit Explanation Card \(000-01\)](#) must be attached to each exhibit. Judging criteria are outlined on the [4-H Educational Display Evaluation Sheet \(214-001\)](#). Both are available from the County Extension Offices, the Umatilla County 4-H website, and the State 4-H website.
5. No first year Juniors. Only second and third year Juniors, Intermediates and Seniors are eligible.

Note: Fill in blank in class number (___) with corresponding number for age level.

- 1 Junior, Second and Third Year
- 2 Intermediate
- 3 Senior
- 4 Club (two or more members working together)

411 200 011 Conservation: soil, water, forests, marine life, range, amphibians, or wildlife. **Juniors and first-time participants use this class.**

- 411 200 02__ Conservation** of soils and range
411 200 03__ Conservation of water and marine life
411 200 04__ Conservation of forest and wildlife
411 200 05__ Conservation and ecology of native amphibians and reptiles.

4-H ENTOMOLOGY

1. **Classes are open to all 4-H members.**
2. Each exhibit piece must be labeled with the member's name, county, and exhibit class number.
3. Junior members who are exhibiting entomology for the first time are required to exhibit 10 insect specimens from at least 8 orders. Intermediate members who are exhibiting entomology for the first time are required to exhibit 12-30 insect specimens from at least 12 orders. Senior members who are exhibiting entomology for the first time are required to exhibit 15-40 insect specimens from at least 15 orders. The insects must be collected in the current project year.
4. At least 10 insects of the total displayed in all other classes must be collected in the current year. For Second and Third year Junior exhibits indicate the 10 plus new insects collected in the current project year with an * or a small dot near the new insects. Intermediate and Senior members in any class are to number each new specimen in the collection. Write on the liner or attach a sticker next to each new insect indicating the specimen number. Old specimens are not numbered. Additional information and tips on preparing an insect display for fair are posted on the [Oregon 4-H Entomology web page](#) at Unit 4, Labeling and Displaying.
5. An [Information on New Insects in Collection for Current 4-H Project Year](#) sheet is required to be submitted with Intermediate and Senior insect collections. Follow all instructions on the sheet.
6. Judging will be based on condition of specimens, mounting, labeling, attractiveness, correct number of specimens, correct identification, and educational value of exhibit. Judging criteria are outlined on the [Entomology Exhibit Evaluation Sheet \(821-01\)](#), available from the County Extension Offices, the Umatilla County

4-H website, and the State 4-H website.

7. Some of the orders have changed in Entomology by combining old orders or making new ones. Be sure to use the current order names for the insects. Check with the Extension office or go to the State 4-H website.
8. Common Names: Recommended reference for entomology orders for labels of specimens is Borror and Delong's Introduction to the Study of Insects, 7th Edition, written by Charles A. Triplehorn and Norman F. Johnson. In the event of a discrepancy, this reference will be considered the correct information source.

821 100 011 Entomology, Junior First Year, 10 insects, from at least 8 orders.

821 100 021 Entomology, Junior Second and Third Year, 20 insects, from at least 10 orders.

821 100 011 Entomology, Intermediate First Year, 12 to 30 insects, from at least 12 orders.

821 100 022 Entomology, Intermediate 20 to 30 insects, from at least 12 orders.

821 100 011 Entomology, Senior First Year, 15 to 40 insects, from at least 15 orders.

821 100 023 Entomology, Senior, 20 to 50 insects from at least 15 orders.

OTHER ENTOMOLOGY EXHIBITS

1. Each exhibit piece must be labeled with the member's name, county, and exhibit class number. First year exhibitors in an exhibit category may use insects collected in previous years for other classes. Succeeding years exhibits in the same exhibit category must include some insects collected in the current year.
2. Judging will be based on condition of specimens, mounting, labeling, including correct spelling of names, attractiveness, correct number of specimens, correct identification, and educational value of exhibit. For those not applicable, such as insect plant damage and life histories, they may be mounted as Riker mounts. Follow instructions on page 18 in the [4-H Entomology Manual \(4-H 3221\)](#) for Riker mounts. In addition, the collections must be labeled to explain their educational value and will be judged based on the scoring used for entomology exhibits [Entomology Exhibit Evaluation Sheet \(821-01\)](#) and [4-H Educational Display Evaluation Sheet \(214-001\)](#) available from the County Extension Offices, the Umatilla County 4-H website, and the state 4-H website. Size dimensions are 30" wide, 24" deep, 36" high. An [Educational Display Exhibit Explanation Card \(000-01\)](#) must be included.
3. Insect orders change periodically as new discoveries and connections are made. Be sure to use a respected academic source such as [Kansas 4-H Entomology Insect Orders](#), the [Oregon Dept. of Agriculture Insect Identification Guide](#), or [Oregon 4-H Key to the Orders of Insects](#).
4. Recommended reference for Entomology orders for identification of specimens, Borror and Delong's Introduction to the Study of Insects 7th Edition written by Charles A. Triplehorn and Norman F. Johnson. In the event of a discrepancy this reference will be considered the correct information source.

821-100 511 Other Entomology Exhibits, First Year Junior Member, exhibit 10 to 20 different insects in the categories of beneficial insects, harmful insects, insects attracted to lights, soil insects, aquatic insects,

forest insects, specialize in an insect order, garden insects, insect plant damage (Riker mount) or other educational display.

Note: Fill in blank in class number (___) with one of the following numbers for level.

- 1 Junior** (10 to 20 different insects)
- 2 Intermediate** (15 to 35 different insects)
- 3 Senior** (no more than 50 different insects)
- 4 Club** (two or more members working together)

821 100 52__ Other Entomology Exhibits, exhibit in categories of Insects attracted to lights; Garden insects; or Beneficial insects (e.g., pollinators or predators) NOTE: Honeybee topics should be entered as a Honeybee Exhibit; please see the exhibit description in the following section.

821 100 53__ Other Entomology Exhibits, exhibit in categories of Harmful insects (e.g., parasite, pest or disease); Insects plant damage (Riker mount); Specialize in an insect order.

821 100 54__ Other Entomology Exhibits, exhibit in categories of Soil insects; Forest insects; Aquatic insects.

821 100 55__ Other Entomology Exhibits, size: 30" wide, 24" deep (front to back) and 36" high. Examples could include experiments, surveys, photographs, life histories, purchased insects, etc.

821 100 56__ Other Entomology Exhibits, Spiders and other insect relatives exhibit. Exhibit can include a collection of spiders, centipedes, millipedes, ticks, mites, scorpions or a combination of insect relatives and/or an educational display about them. Examples for a display could include experiments, surveys, photographs, life histories, etc. Live spiders or insect relatives may not be displayed. Specimen Collections should be a collection of identified labeled specimens in alcohol bottles fastened into a box. Exhibitors making a collection using alcohol bottles should follow the guidelines for insect specimens in the entomology manual. Educational displays may not exceed 30" in width, 24" deep (front to back), and 36" high.

4-H FORESTRY

- 1. Classes are open to all 4-H members, but Intermediate and Senior members may only advance to the state level if enrolled in a 4-H Forestry project.**
- 2. Members may make one exhibit mounted as a Forestry Specimen and one in each qualified Advanced Forestry exhibit class. Please refer to the [4-H Forestry Exhibit Guide \(4-H 331-21\)](#). Note: Each exhibit must be labeled with the member's name, county, and exhibit class number. Members who have previously been in 4-H forestry must exhibit all their mounts, but only the 5 new ones will be judged.**

MOUNTED FORESTRY SPECIMENS

- 3. Exhibit may be flat board or three dimensional. Three-dimensional display size maximum is 30" in length, 24" deep (front to back), and 36" high. The flat board maximum size is 22" x 28". Refer to guide for specific advanced forestry exhibit details.**
- 4. Tree and shrub specimens exhibited must be listed on the official forestry specimens list available in 4-H Forestry Exhibit Guide. For Seniors exhibiting**

wildflowers and ferns use the "Other Reference Texts" list. Intermediate and Senior members must use the Specimen Collection Site Analysis Sheet for each specimen collected.

EDUCATIONAL DISPLAY EXHIBITS

- 5. A [4-H Educational Display Exhibit Explanation Card \(000-01\)](#) must be attached to each exhibit. Educational Display exhibits are scored using the [4-H Educational Display Evaluation Sheet \(214-001\)](#), both are available from the County Extension offices, the Umatilla County 4-H website, and the State 4-H website.**
- 6. Recommended reference** to check for current family names is *Plants of the Pacific Northwest Coast, Washington, Oregon, British Columbia and Alaska* compiled and edited by Jim Pojar and Andy MacKinnon

JUNIOR DIVISION

441 100 011 Forestry, Junior: First Year index, 5 mounts, all must be trees.

441 100 021 Forestry, Junior: Second & Third Year, index, 10 to 15 mounts, all must be trees. Only the index and 5 new mounts will be judged.

INTERMEDIATE & SENIOR DIVISIONS

The number of mounts may vary depending on the number of years in the project. All mounts must be exhibited. The new mounts should be placed in front of the old mounts in the book. Only the index and 5 new mounts with site analysis sheets will be judged. Intermediate new mounts may include trees and shrubs. Senior new mounts may include trees, shrubs, ferns, and wildflowers.

441 100 012 Forestry, Intermediate: First Year, between 5 to 20 mounts.

441 100 022 Forestry, Intermediate: Second & Third Year, between 10 to 30 mounts.

441 100 013 Forestry, Senior: First Year, between 5 to 35 mounts.

441 100 023 Forestry, Senior: Other, between 10 to 45 mounts.

ADVANCED FORESTRY EXHIBITS

Members may exhibit **one** topic area or make **one** exhibit by combining topics. Junior and Intermediate members exhibit 10 or more specimens; Senior members exhibit 15 or more specimens. All must have been collected in the current 4-H year.

441 200 511 First Year Forestry Member, Junior: Advanced exhibit. Topics include cones, tree seeds, conks, damage specimens, bark, wood mounts, lumber mounts or other educational displays.

Note: Fill in blank in class number (___) with corresponding number for age level.

1 Junior

2 Intermediate

3 Senior

4 Club (two or more members working together)

441 200 52__ Advanced Forestry Exhibit, using one or combining the topics of cones, seeds and bark.

441 200 53__ Advanced Forestry Exhibit, using one or combining the topics of conks and damage specimens.

441 200 54__ Advanced Forestry Exhibit, using one or combining the topics of wood mounts and lumber

mounts.

441 200 55__ Advanced Forestry Exhibit, project display (i.e., management plans, tree farm maps, model camp sites, career opportunities, forestry concept or use your imagination to create your own display).

4-H GEOLOGY

- 1. Classes are open to all 4-H members.**
- At least 50% of the specimens must have been found by the exhibitor and at least five of the specimens collected during the current 4-H year. Put an asterisk on the label in front of the name of each specimen collected during the current 4-H year. The asterisk helps the judge determine if your display meets the criteria. Only the current 4-H year's specimens should have an asterisk. Polished or cut specimens must be exhibited under Geology Educational, except for geodes specimens only, which may be cut, but NOT POLISHED as part of a collection.
- Judging criteria are outlined on the [4-H Geology/Rock & Mineral Exhibit Evaluation Sheet \(421-01\)](#), available from the County Extension offices, the Umatilla County 4-H website, and the State 4-H website.
- A [Specimen Collection Geology Site Analysis Sheet](#) is required for each specimen in Intermediate and Senior geology collections. One sheet needs to be filled out for each of the **new** specimens collected for the current year. Attach the completed sheets to the bottom of the collection box in an unsealed envelope for the judge to read at fair. Members who wish to secure their collection may do so by including a small hasp or hole for a small/luggage sized lock. Members provide the lock and key for their display at the fair. The box **MUST** be able to be opened at the time of judging.
- Project educational display exhibits relating to Geology could include polished, cut specimens, growing crystals, volcanoes, effects of weathering, geologic formations, time periods, etc. Educational display may not exceed 30" in width, 24" deep (front to back) and 36" high. A [4-H Educational Display Exhibit Explanation Card \(000-01\)](#) must be included.
- Scoring for Geology educational display exhibits will be with the [4-H Educational Display Evaluation Sheet \(214-001\)](#), available from the County Extension Offices, the Umatilla County 4-H website, and the State 4-H website.
- Recommended references** for identification of specimens: *National Audubon Society Field Guide to Rocks and Minerals of North America* and *Dictionary of Geological Terms*, American Geological Institute, written by Robert L. Bates and Julia A. Jackson. Any identification of specimens using other sources is subject to disqualification by the judge.

421 100 011 Geology, Junior First Year Member, 10 specimens.

421 100 021 Geology, Junior Second and Third Year Member, 15 to 20 specimens.

421 100 012 Geology, Intermediate First Year Member, 15 to 25 specimens.

421 100 022 Geology, Intermediate Second and Third Year Member, 20 to 35 specimens.

421 100 013 Geology, Senior First Year, 20 to 40 specimens.

421 100 023 Geology, Senior Other Member, 25 to

50 specimens.

421 200 011 Geology Project Display, Junior

421 200 012 Geology Project Display, Intermediate

421 200 013 Geology Project Display, Senior

421 200 014 Geology Project Display, Club (two or more members working together)

4-H HONEYBEES

HONEYBEE EDUCATIONAL DISPLAY

- 1. Classes are open to all 4-H members.**
- Each exhibit piece must be labeled with the member's name, county, and class number. Club exhibits are to be entered under the club's name but must include the names of all members and leaders. This may be on a separate paper securely attached to the back of the exhibit. Club exhibits will receive one ribbon per exhibit.
- Exhibit should be an educational display that teaches the viewer about honeybees, honeybee keeping, honeybee products, or honeybee information. Displays can be up to 30" in width, 24" deep (front to back) and 36" high. **It may not include live bees.** A [4-H Educational Display Exhibit Explanation Card \(000-01\)](#) must be attached to each exhibit.
- Judging criteria are outlined on the [4-H Educational Display Evaluation Sheet \(214-01\)](#) available from the County Extension Offices, the Umatilla County 4-H website and the State 4-H website.

Note: Fill in the blank in the class number (___) with the corresponding number for age level.

1 Junior

2 Intermediate

3 Senior

4 Club

821 200 00__ Honeybee Educational Display, an educational exhibit relating to honeybees.

4-H MARINE SCIENCE

- 1. Classes are open to all 4-H members.**
- Each exhibit piece must be labeled with the member's name, county, and exhibit class number.
- A project exhibit relating to the marine environment. May be either salt water or fresh water. May not exceed 30" in width, 24" deep (front to back), and 36" high. An [4-H Educational Display Exhibit Explanation Card \(000-01\)](#) must be attached to each exhibit.
- Judging criteria are outlined on the [4-H Educational Display Evaluation Sheet \(214-001\)](#), available from the County Extension Offices, the Umatilla County 4-H website, and the State 4-H website.

423 200 011 Marine Science, Junior First Year

423 200 021 Marine Science, Junior Second & Third Year

423 200 012 Marine Science, Intermediate First Year

423 200 022 Marine Science, Intermediate Second and Third Year

423 200 013 Marine Science, Senior First Year

423 200 023 Marine Science, Senior Other

423 200 034 Marine Science, Club (two or more members working together)

4-H OUTDOOR SCIENCE

1. **Classes are open to all 4-H members.**
2. Each exhibit piece must be labeled with the member's name, county, and class number. A [4-H Educational Display Exhibit Explanation Card \(000-01\)](#) must be attached to each exhibit.
3. A project exhibit relating to the out-of-doors. May not exceed 30" in width, 24" deep (front to back), and 36" high. Include an explanation of such things as: how to use the exhibit, how made, where found, identify parts, etc., if appropriate to exhibit. Example: A birdhouse exhibit could include plans for making it, where it would be used, for what birds, an actual picture of where it will be used, etc.
4. Judging criteria are outlined on [4-H Educational Display Evaluation Sheet \(214-001\)](#), available at the County Extension Offices and on the state 4-H website.

451 200 011 Outdoor Science, Junior First Year
451 200 021 Outdoor Science, Junior Second and Third Year
451 200 012 Outdoor-Science, Intermediate First Year
451 200 022 Outdoor Science, Intermediate Second and Third Year
451 200 013 Outdoor-Science, Senior First Year
451 200 023 Outdoor Science, Senior Other
451 200 034 Outdoor Science, Club

STEM DEPARTMENT

4-H AEROSPACE

1. **Classes are open to all 4-H members, but members may only advance to the state level if enrolled in a 4-H Aerospace (Rocketry) project.**
2. Each exhibit piece must be labeled with the member's name, county, and exhibit class number. If more than one article is contained in the exhibit, each article must be labeled with the member's name, county, and exhibit class number. This may be done with masking tape, attaching an index card, or writing directly on the back with a marker. All the articles that comprise the exhibit must be attached to each other, except for the Rocketry Engineering Journal. The journal must be included with the display but does not have to be attached to it.
3. Each exhibit must include a completed [4-H Aerospace-Rocketry Project Description \(861-25\)](#) attached securely to the project. Exhibitors should answer the description page carefully and in full sentences - this is part of the evaluation.
4. Display Guidelines:
 - Rockets included in a static display must be shown without engines or igniters.
 - All parts of the rocket and their function must be identified.
 - Rocket components that must be included and labeled are: body tube, nose cone, engine hook, fins, recovery system (parachute), launch lug, engine mount, and shock cord.
 - On the display, list any items required to launch the rocket and their function, such as

the launch system, igniters, and recovery wadding.

- List the appropriate engine size(s) for your rocket and your level of experience.
5. Rocketry Exhibits are evaluated using the [4-H Aerospace-Rocketry Project Evaluation Sheet \(861-26\)](#). Rocketry exhibits will be judged on the neatness of labels, workmanship, and completeness of your Rocketry Engineering Journal. A Rocketry Engineering Journal is required and must include additional elements as you advance through the stages, but all journals include:
 - The date of each meeting, names of the people present and a record of what was done.
 - Photos or illustrations of work in progress.

The journal information will be used to fill out the [4-H Aerospace-Rocketry Project Description \(861-25\)](#), which tells the member what is required to be recorded in the journal for each stage, including the Build Report and the Launch and Flight Reports.

6. Educational Displays are evaluated using the [4-H Education Display Evaluation Sheet \(214-001\)](#). Educational display sizes:
 - Individual exhibits: up to 30" wide x 24" deep (front to back x 36" high)
 - Club exhibits: up to 60" wide x 24" deep x 36" high
 - Posters may not exceed 22" x 28".

Judging criteria are outlined on [4-H Educational Display Evaluation Sheet \(214-001\)](#), available at the County Extension Offices and on the state 4-H website.

STAGE 2, LIFT-OFF

(STAGE 1 IS NON-COMPETITIVE FOR CLOVERBUDS)

851 100 010 Rocketry: An exhibit of two parts: (1) a rocket made by the member from the Aerospace Adventures State 2 project kit, and (2) a Rocketry Engineering Journal. Rockets displayed in this class may only be made from the Estes Gnome™, Wizard™, or Mosquito™ rocket kits.

851 100 020 Educational Poster- Aerospace: An educational poster on any aerospace or aeronautics topic youth learned about in Aerospace Adventures, Stage 2, except rockets. Display must demonstrate knowledge gained in one of these topics: space, kites, hot air balloons, weather, or aerospace careers.

STAGE 3, REACHING NEW HEIGHTS

851 101 010 Rocketry: An exhibit of two parts: (1) a rocket made by the member from the Aerospace Adventures, Stage 3 project kits, and (2) a Rocketry Engineering Journal. In Stage 3, the Rocketry Engineering Journal must include a rocket launch and flight report. Rockets displayed in this class may only be made from the Estes Monarch™, Alpha™, or Alpha III™ rocket kits. **A Rocketry Engineering Journal is required.**

851 101 020 Educational poster- Aerospace: An educational poster on any aerospace or aeronautics topic that youth learned about in Aerospace Adventures, stage 3, except rockets. The display should demonstrate knowledge gained in one of these

topics: rocket stabilization methods, airplanes, helicopters, gliders, pilot training, kites, or aerospace careers.

STAGE 4, PILOT IN COMMAND

851 102 010 Rocketry: An exhibit of two parts: (1) a rocket made by the member from the Aerospace Adventures, Stage 4 project kits, and (2) a Rocketry Engineering Journal. In Stage 4 the Rocketry Engineering Journal must include a rocket launch and flight report. Rockets displayed in this class may be made from the Estes Viking™ rocket kit, or other skill level 1 rocket kit where the member designs, constructs, and tests the fin configuration.

851 102 020 Education poster- Aerospace: An educational poster on any aerospace or aeronautics topic that youth learned about in Aerospace Adventures, Stage 4, except rockets. The display should demonstrate knowledge gained in one of these topics: construction and use of altitude tracker, pilot training requirements, aerospace science and technology, astronaut training, box kites, helicopters, or aerospace careers.

4-H COMPUTER SCIENCE

1. **Classes are open to all 4-H members.**
2. Each exhibit piece must be labeled with the member's name, county, and exhibit class number. If more than one article is contained in the exhibit each article must be labeled with the member's name, county, and exhibit class number. This may be done with masking tape, attaching an index card, or writing directly on the back with a marker. All the articles that comprise the exhibit must be attached to each other.
3. Each exhibit must include a completed 4-H Project Description Sheet attached securely to the project. Exhibitors must answer the description page carefully and in full sentences – this is part of the evaluation. See below for all description sheets and evaluation guides.
4. In some cases, the exhibit may be a poster or a three-dimensional display. Individual exhibits are limited in size to 30" wide, 24" deep (front to back), and 36" high. Club exhibits are limited in size to 60" wide, 24" deep, and 36" high. Posters must not exceed 22"x 28".
5. A print version of the program must be submitted unless otherwise noted in the class description below. Youth are responsible for submitting clear directions on how judges can access the files, read code, and start programs. You may include a disc, CD, or thumb/travel drive as part of your exhibit. All files must be compatible with use on a PC. Submit only one exhibit per disk, CD or flash drive.
6. Value is placed on projects that can model the learning process or show how the exhibitor's skills have increased while completing the project.
7. **Members must identify a problem to solve or create a work application involving technology. Possible ideas might include applying existing software programs to a 4-H project area, composing music, developing a game, drawing landscape scenes, designing buildings, publishing club newsletters, creating a website, editing a video, working with photographs, etc.**
8. Online projects using Google applications or other Web 2.0 software are acceptable. Youth must make sure

clear directions are given in the project explanation so the judges can find and access the project online. Website exhibits must be viewable online or on a disc, CD, or flash drive.

9. Exhibits entered in the "Programming" class must be a program written, translated, or substantially (at least 30%) altered by the 4-H member. Members must submit a hard copy or flash drive for programs with excessive pages, such as GameMaker software and working files, so the judge can see the code. Submit a URL that points to the development software so it can be downloaded. If youth are submitting more than one exhibit or class using a disc, CD, or flash drive, each exhibit must be on a separate drive in a self-closing bag.

4-H Description Sheets & Evaluation Guides:

- [Computer Hardware Project Description \(861-09\)](#)
- [Computer Hardware Project Evaluation Sheet \(861-10\)](#)
- [Computer Programming Project Description \(861-11\)](#)
- [Computer Programming Project Evaluation Sheet \(861-01\)](#)
- [Computer Software Application Project Description \(861-13\)](#)
- [Computer Software Application Evaluation Sheet \(861-14\)](#)

Note: Fill in blank in class number (___) with one of the following numbers for level.

11 Junior, First year in this project area

21 Other Junior

12 Intermediate, First year in this project area

22 Other Intermediate

13 Senior, First year in this project area

23 Other Senior

34 Club Exhibit

861 103 1___ Computer Software Application, Graphic Design/Digital Imaging: Projects created by youth that show learning in graphic design or digital imaging. Software can be any current presentation software, including online versions. Project should be created by the member to show their graphic design or digital imaging skills.

861 105 1___ Computer Software Application, Multimedia Projects: Projects created by members that show learning in Multimedia Projects. Software can be any current software, including online versions. Project must be created by the member to show their multimedia skills. In general, multimedia includes a combination of text, audio, still images, animation, video, or animation. Multimedia combines multiple content forms. Members are responsible for submitting clear directions on how judges can access the files.

861 100 2___ Computer Programming: Projects created by members that show learning in programming. Project must be created by the member to show their programming skills. Hard copy or flash drive (for programs with excessive pages, such as GameMaker software) of the program must be submitted. It is up to the member to ensure the program will function or display at Fair. Members are responsible for submitting clear directions on how judges can access the files. Submit information that

allows a judge to look at the programming code to evaluate your work on the Computer Programming Project Description Form. If only an executable (compiled) product is submitted the project cannot be judged in the computer programming class.

861 100 3 ___ Computer Hardware Design:

Projects created by member that shows learning in hardware. Project must be an original creation by the member. It is up to the member to ensure the hardware and project will function or display at Fair. Intermediate and Senior members are expected to have applied their projects to real world scenarios. Members are responsible for submitting clear directions on how judges can access the files.

861 100 4 ___ Computer 3D Printer Application:

Projects created by member that shows learning in 3D design and printing on a 3D printer. Project must be an original creation by the participant that shows their skills. Each exhibit must include the item created with the 3D printer and a series of screenshots from the design software that show the (1) early stages, (2) middle stages, and (3) final stages of the design process.

4-H ELECTRICAL ENGINEERING

1. Each exhibit piece must be labeled with the member's name, county, and exhibit class number. If more than one article is contained in the exhibit, each article must be labeled with the member's name, county, and exhibit class number and number items 1 of 2, 2 of 2, etc. This may be done with masking tape, by attaching an index card, or writing directly on the back with a marker. All the articles that comprise the exhibit must be attached to each other or contained in a zip-closure bag. To qualify for judging, an [Electric Energy Explanation Card \(862-02\)](#) must be attached to the exhibit. Forms are available from the County Extension Offices, the Umatilla County 4-H website, and the State 4-H website.
2. In addition, Intermediates and Seniors must include a schematic or circuit diagram of the electricity project. Refer to the 4-H Electric Series Level 2 book [Investigating Electricity](#) and the interactive e-learning modules for Activities 5 and 6 and Activities 7-9. The Level 4 book [Entering Electronics](#) will also be a useful reference for this requirement.
3. The exhibit may be a poster not to exceed 22" x 28" or a three-dimensional display limited in size to 30" wide, 24" deep (front to back), and 36" high. Club exhibits are limited in size to 60" wide, 24" deep and 36" high.
4. A completed [4-H Educational Display Explanation Card \(000-01\)](#) must be attached to all educational poster exhibits. Judging criteria are outlined on [4-H Educational Display Evaluation Sheet \(214-001\)](#). Both these documents are available at the County Extension Offices, the Umatilla County 4-H website, and the state 4-H website.

Note: Fill in blank in class number (___) with one of the following numbers for level.

- 11 Junior**, First year in this project area
- 21 Other Junior**
- 12 Intermediate**, First year in this project area
- 22 Other Intermediate**
- 13 Senior**, First year in this project area

23 Other Senior 34 Club Exhibit

862 100 1 ___ Electricity, Level 1: An exhibit on any electricity topic youth learned about in [Electric Excitement Level 1 Magic of Electricity](#) addressing any of these themes: workings of an incandescent light bulb, workings of a switch, conductors, insulators, open/closed circuits, series or parallel circuit design, magnetism, workings of a compass, use of a galvanometer, or workings of a motor.

862 100 2 ___ Electricity, Level 2: An exhibit on any electricity topic youth learned about in [Electric Excitement Level 2 Investigating Electricity](#) addressing any of these themes: direct and alternating current, workings of a Volt-Ohm meter, Ohm's Law, conductors, insulators, wiring diagrams, measuring voltage, circuits, momentary switches, three-way switches, soldering, or "build a burglar alarm."

862 100 3 ___ Electricity, Level 3: An exhibit on any electricity topic youth learned about in [Electric Excitement Level 3 Wired for Power](#) addressing any of these themes: electrical tools, electrical meter, identify wire and cable symbols, light bulbs, appliance nameplate information, electricity usage, receptacles, circuits, grounded and non-grounded outlets, an explanation of wall switch replacement.

862 100 4 ___ Electricity, Level 4: An exhibit on any electricity topic youth learned about in [Electric Excitement Level 4 Entering Electronics](#) addressing any of these themes: identification of electronic parts, soldering and preparing a circuit assembly, demonstrate how a diode controls current flow, develop a circuit that shows the action of a transistor to regulate current flow, understand polarity and voltage limits of LEDs, use of a light sensitive semiconductor, assemble a circuit that gives a meter reading in response to light, show how a Silicon Controlled Rectifier (SCR) triggers an alarm, use an integrated circuit in an amplifier circuit.

862 101 1 ___ Education Poster - Electricity, Level 1: An educational poster on any electricity topic youth learned about in [Electric Excitement Level 1 Magic of Electricity](#) addressing any of these themes: workings of an incandescent light bulb, workings of a switch, conductors, insulators, open/closed circuits, series or parallel circuit design, magnetism, workings of a compass, use of a galvanometer, workings of a motor.

862 101 2 ___ Education Poster - Electricity, Level 2: An educational poster on any electricity topic youth learned about in [Electric Excitement Level 2 Investigating Electricity](#) addressing any of these themes: direct and alternating current, workings of a Volt-Ohm meter, Ohm's Law, conductors, insulators, wiring diagrams, measuring voltage, circuits, momentary switches, three-way switches, soldering, "build a burglar alarm."

862 101 3 ___ Education Poster - Electricity, Level 3: An educational poster on any electricity topic youth learned about in [Electric Excitement Level 3 Wired for Power](#) addressing any of these themes: electrical tools, electrical meter, identify wire and cable symbols, light bulbs, appliance nameplate information, electricity usage, receptacles, circuits, grounded and non-grounded outlets, an explanation of wall switch

replacement.

862 101 4 __ __ Education Poster - Electricity, Level 4: An educational poster on any electricity topic youth learned about in [Electric Excitement Level 4 Entering Electronics](#) addressing any of these themes: identification of electronic parts, soldering and preparing a circuit assembly, demonstrate how a diode controls current flow, develop a circuit that shows the action of a transistor to regulate current flow, understand polarity and voltage limits of LEDs, use of a light sensitive semiconductor, assemble a circuit that gives a meter reading in response to light, show how a Silicon Controlled Rectifier (SCR) triggers an alarm, use an integrated circuit in an amplifier circuit.

OTHER ELECTRICITY EXHIBIT

1. Each exhibit piece must be labeled with the member's name, county, and exhibit class number.
2. An exhibit relating to electricity addressing a different theme or using a different combination of components from those addressed in 4-H Electricity Levels 1-4. The exhibit may NOT be a poster or a robot (see the exhibit classes for Junk Drawer Robotics). It may be made from a kit, from a pattern or plan not included in 4-H Electricity Levels 1-4, or an item designed by the member.
3. To qualify for judging, an [Electric Energy Explanation Sheet \(862-02\)](#) must be attached to the exhibit. Forms are available from the County Extension Offices, the Umatilla County 4-H website, and the State 4-H website.
4. In addition, Intermediates and Seniors must include a schematic or circuit diagram of the electricity project. Refer to the 4-H Electric Series Level 2 book [Investigating Electricity](#) and the interactive e-learning modules for Activities 5 and 6 and Activities 7-9. The Level 4 book [Entering Electronics](#) will also be a useful reference for this requirement.

Note: Fill in blank in class number (__) with one of the following numbers for level.

- 1 Junior
- 2 Intermediate
- 3 Senior
- 4 Club

862 200 00__ Other Electricity Exhibit

4-H ENGINEERING DESIGN

1. **Open to all 4-H members regardless of project enrollment.** The purpose of this type of exhibit is for members to communicate the processes and outcomes of solving an engineering problem. The display must include two parts: (1) an engineering notebook that details all seven of the Engineering Design Components listed below AND (2) an educational poster for display. Posters are limited in size to 30" x 24". A [4-H Educational Display Exhibit Card \(000-01\)](#) must be attached to the poster. Judging criteria are outlined on the [4-H Engineering Display Evaluation Sheet \(840-100\)](#).
2. Exhibits that include pictures, models, diagrams, and actual articles must meet the safety standards listed below. Drawings or photos that are an essential part of the display should be firmly attached to the board.

Drawings or photos are required for the build, test, and redesign report sections of the display. Loose materials like soil, bark, or sand must be displayed in closed containers. **The following materials will not be allowed on the display for safety reasons:**

- Living organisms- plants or animals
 - Any liquids
 - Aerosol bottles or other pressurized gases
 - Glass
 - Hazardous substances
 - Sharp items
3. Club exhibits are to be entered under the club's name and must include the names of all members and club volunteers. This may be on a separate paper securely attached to the back of the exhibit. A club exhibit will receive one ribbon per exhibit.
 4. Each piece of an exhibit must have the member's name, county, and class number securely attached to it. All parts of the display should be attached to one another in some way to keep the exhibit together as a unit. Single posters may be displayed by hanging or stapling to the wall. All other displays should be free-standing.
 6. The engineering notebook will be judged on readability, the inclusion of all seven of the required engineering design components and the [Engineering Display Component Check-Off Sheet](#) which must be included as the first page of the notebook. The poster must communicate the member's work on engineering design components #4 through #7. The poster text must be illustrated with drawings and/or photos.
 7. The poster will be judged on the inclusion of the required Engineering Design Components 4-7 and on readability, design, and workmanship.
 8. **Engineering Design Components** are as follows:
 - A **problem statement** or need and justification. What is the problem or need? Why is it important to solve?
 - **Background research:** Who are the users or customers? Are there existing solutions to similar problems? What design mistakes have been made in the past? Intermediate and Senior members must include a bibliography or list of citations for their research.
 - A list of your **proposed solutions** to the design problem based on your research. A minimum of two proposed solutions is required. Explain why you chose a design to test.
 - A plan or **design brief:** Plan and outline the process of building your prototype. The design brief defines materials needed, a sketch of the prototype, and a description of how the prototype will function.
 - A **build report:** List your building steps. List any new problems you encounter. Include drawings or photographs of your process.
 - A **test and redesign report:** List your testing and redesign steps. The engineering design process may involve many test versions to get to a final prototype. Include drawings or photographs of your process.
 - An explanation of how your final prototype **solves the original problem** or need. If you were unable to solve the problem or need, explain what else you think needs to be done to reach a solution.

- 841 100 001 Junior Engineering Design Display
- 841 100 002 Intermediate Engineering Design Display
- 841 100 003 Senior Engineering Design Display
- 841 100 004 Club Engineering Design Display

4-H ROBOTICS

1. **Classes are open to all 4-H members.**
2. Each exhibit piece must be labeled with the member's name, county, and exhibit class number. If more than one article is contained in the exhibit, each article must be labeled with the member's name, county, and class number. This may be done with masking tape, attaching an index card, or writing directly on the back with a marker. All the articles that comprise the exhibit must be attached to each other.
3. Each exhibit must include a complete [4-H Robotics Project Description \(861-23\)](#) securely attached to the back. Exhibitors must answer the description page carefully and in full sentences. This is the exhibitor's opportunity to tell the judge about their project. Robotics projects will be judged using the [Robotics Project Evaluation Sheet \(861-12\)](#).
4. Education Posters may be a poster or a three-dimensional display. Individual exhibits are limited in size to 30" wide, 24" deep (front to back), and 36" high. Club exhibits are limited in size to 60" wide, 24" deep and 36" high. Posters must not exceed 22"x 28". Judging criteria are outlined on the [4-H Education Display Evaluation Sheet \(214-001\)](#) available from the county Extension Office or the state 4-H website. A [4-H Educational Display Exhibit Explanation Card \(000-01\)](#) must be attached to each exhibit.

Note: Fill in blank in class number (___) with one of the following numbers for level.

- 11 **Junior**, First year in this project area
- 21 **Other Junior**
- 12 **Intermediate**, First year in this project area
- 22 **Other Intermediate**
- 13 **Senior**, First year in this project area
- 23 **Other Senior**
- 34 **Club Exhibit**

863 102 1___ Education poster- Junk Drawer Robotics Level 1: An educational poster on any robotics topic youth learned about in Junk Drawer Robotics, Level 1, Give Robots a Hand, addressing the theme robotic arms, hands, and grippers.

863 102 2___ Education poster- Junk Drawer Robotics Level 2: An educational poster on any robotics topic youth learned about in Junk Drawer Robotics, Level 2, Robots on the Move, addressing the theme moving, power transfer and locomotion.

863 102 3___ Education poster- Junk Drawer Robotics Level 3: An educational poster on any robotics topic youth learned about in Junk Drawer Robotics, Level 3, Mechatronics, addressing the theme the connection between mechanical and electronic elements.

863 103 1___ Robotics: An exhibit of two parts: (1) a robot made by the member, and (2) a Robotics Engineering Journal. Projects should be a robot created by the member. For the purposes of this project exhibit, a robot is defined as a machine that is

electrical and mechanical and is **guided by a computer program**. They can be created from kits or from miscellaneous parts. All robots will be returned after fair. More weight is given for youth designed projects. Robots will be judged on structural stability, creativity, and functionality. Youth are responsible for submitting clear directions on how judges can access the files and make the robot function. Robot and a full description of what it is meant to accomplish must be submitted.

A Robotics Engineering Journal is required. Include the date of each meeting, names of the persons present and a record of what was done. Include photos, illustrations and examples of software code developed or changed. The journal information will be used by the member to fill out the [Robotics Project Description](#) sheet for fair. It is important that the member downloads the Robotics Project Description sheet to know what is required in the Journal. Be sure the Journal includes the problem/task you choose to solve or what you hoped to accomplish. What were the goals of this project? What is the robot programmed to do? List the steps you used to solve the problem or accomplish your task. What materials (software, books, online resources, kits) did you use? Explain your results and provide a thoughtful evaluation of the project. If you were to do it again, how/what would you do differently or how would you improve your project? Who was involved in this project? How did you come up with the idea for this project? What was the most difficult aspect of this project? See additional exhibit requirements for Robotics classes.

863 104 1___ Junk Drawer Robotics Level 1: An exhibit on any robotics topic youth learned about in [Junk Drawer Robotics, Level 1, Give Robots a Hand](#), addressing the theme robotic arms, hands and grippers or trebuchet-type catapult design. An exhibit of two parts: (1) an exhibit made by the member and (2) a photocopy of the corresponding design and build pages from the [Junk Drawer Robotics Youth Robotics Notebook](#).

863 104 2___ Junk Drawer Robotics Level 2: An exhibit on any robotics topic youth learned about in [Junk Drawer Robotics, Level 2, Robots on the Move](#), addressing the theme moving, power transfer and locomotion. Design, build project options are the Clipmobile, Can-Can Robot, Es-Car-Go or Sea Hunt. An exhibit of two parts: (1) an exhibit made by the member and (2) a photocopy of the corresponding design and build pages from the [Junk Drawer Robotics Youth Robotics Notebook](#).

863 104 3___ Junk Drawer Robotics Level 3: An exhibit on any robotics topic youth learned about in [Junk Drawer Robotics, Level 3, Mechatronics](#), addressing the theme the connection between mechanical and electronic elements. Design, build project options are Forward and Reverse, Wall Follower Design, Breadboard, Say What? or "Build Your Robot." An exhibit of two parts: (1) an exhibit made by the member and (2) a photocopy of the corresponding design and build pages from the [Junk Drawer Robotics Youth Robotics Notebook](#).

4-H SCIENCE

1. **Classes are open to all 4-H members.**

2. The exhibit may be a poster or a three-dimensional display. Individual three-dimensional exhibits are limited in size to 48" wide (measured when lying flat), 24" deep (front to back), and 36" high. Club exhibits are limited in size to 60" wide, 24" deep and 36" high. Posters are limited in size to 30" by 24".

3. The purpose of this type of exhibit is for members to communicate the processes and outcomes of a scientific investigation they design and conduct themselves.

The display must include:

- **Hypothesis:** a question or theory you want to test.
- **Procedure:** a step-by-step investigative procedure (What was done?)
- **Methods:** data collection or observation (How was it collected/observed)
- **Report:** Data collected or observations made
- **Analysis:** Analysis the data collected or observations made (How do you interpret the data and evidence?)
- **Conclusion:** Address the original question or hypothesis. (Does the evidence support or refute your claim?)

4. Intermediates and Seniors must include data visualization like a data chart and a graph or other visualization of the data.

5. Exhibits may include pictures, models, diagrams, and actual articles if they meet the safety standards listed below. Drawings or photos that are an essential part of the display should be firmly attached to the board. Loose materials like soil, bark, or sand must be displayed in closed containers. **No books or notebooks will be accepted as part of the display.**

The following materials will not be allowed on the display for safety reasons:

- **Living organisms- plants or animals**
- **Any liquids**
- **Aerosol bottles or other pressurized gases**
- **Glass**
- **Hazardous substances**
- **Sharp items**

6. Display (all parts) should be able to last the duration of the fair in good repair. A [4-H Educational Display Exhibit Card \(000-01\)](#) must be attached to each exhibit. Judging criteria are outlined on the [4-H Science Investigation Display Evaluation Sheet \(840-100\)](#). Both are available from the County Extension Offices, the Umatilla County 4-H website or the State 4-H website.

7. Club exhibits are to be entered under the club's name but must include the names of all members and leaders. This may be on a separate paper securely attached to the back of the exhibit. Club exhibit will receive one ribbon per exhibit.

8. Each piece of an exhibit must have name, county, and exhibit class numbers securely attached to it. All parts of the display should be attached to one another in some way to keep the exhibit together as a unit. Single posters may be displayed by hanging or stapling to the wall. All other displays should be free standing. All information contained in the exhibit must be able to be viewed by the public by looking at the display.

840 100 001 Junior Science Investigation Display

840 100 002 Intermediate Science Investigation Display
840 100 003 Senior Science Investigation Display
840 100 004 Club Science Investigation Display

SHOOTING SPORTS

DEPARTMENT
(ALL COUNTY CONTESTS ONLY)

4-H ARCHERY

Superintendent: Jerry Hennings

ARCHERY FREEMAN ROUND

Contestants provide their own bows, target arrows and accessories. Arm guards are recommended but not required.

Warm up procedure: One End (five arrows) from the three positions before the contest begins. Releases allowed at superintendent discretion. 60 lb. maximum draw.

One Round Twelve ends (60 arrows)

Distances: Four ends at 30 ft (20 arrows); Four ends at 45 ft. (20 arrows); Four ends at 60 ft. (20 arrows)

- 461 700 200 Archery Freeman, Junior Novice**
- 461 700 201 Archery Freeman, Junior**
- 461 700 220 Archery Freeman Intermediate Novice**
- 461 700 222 Archery Freeman, Intermediate**
- 461 700 230 Archery Freeman, Senior Novice**
- 461 700 233 Archery Freeman, Senior**

3D ARCHERY

Distances will be unmarked and range from 5 to 50 yds. Maximum distance for Recurve and Barebow will be 40 yds; Compound maximum distance will be 50 yds. The maximum distance for all Juniors will be 20 yds. The course will have 10 targets. Participants will have 2 minutes total to glass* and shoot one arrow at each target. Archers are allowed only one letdown during that time and must then shoot or take a zero. Once the archer has assumed a shooting position at the shooting stake, no adjustments of sights will be allowed.

*Glass = standard binoculars or other magnifying device to view the target. No range-finding devices are allowed.

- 461 700 100 3D Archery, Junior Novice**
- 461 700 110 3D Archery, Junior**
- 461 700 101 3D Archery, Intermediate Novice**
- 461 700 120 3D Archery, Intermediate**
- 461 700 102 3D Archery, Senior Novice**
- 461 700 130 3D Archery, Senior**

4-H RIFLE

Superintendent: Kevin Pace

MODIFIED CMP (.22 RIFLE ONLY)

Target: B-19 CMP

Distance: 25/35 yards

Course of Fire: 30 shots for record: **35 yards:** Prone, 5 shots slow fire and 5 shots rapid fire. Sitting or Kneeling, 5 shots slow fire and 5 shots rapid fire. **25 yards:** Standing, 5 shots slow fire and 5 shots rapid fire.

Time limit: Slow fire: 5 shots in 5 minutes; Rapid fire, 5 shots

in 25 seconds (semi-automatic) or 30 seconds (manual repeater). Magazine-fed manual-action rifles add 5 seconds. Single-shot manual-action rifles add 10 seconds.

Equipment: Any .22 caliber rimfire rifle chambered for .22 short, .22 long, or .22 long rifle cartridge, which is or has been a catalog item readily available to the general public, may be used. No tactical style firearms. The overall weight of the rifle may not exceed 7.5 lbs. with sight. If a sling is used, it may be removed when the rifle is weighed. If the rifle is equipped with a magazine, only five rounds may be loaded in the magazine at a time.

Sights: Open sights may be used; receiver sights or scope not exceeding 6x magnification are permitted. If a variable power scope is capable of greater than 6x, the adjustment device must be secured with tape or other similar means so that it cannot be changed during a match.

- 460 700 030 **CMP Sporter, Junior Novice**
- 460 700 031 **CMP Sporter, Junior**
- 460 700 040 **CMP Sporter, Intermediate Novice**
- 460 700 042 **CMP Sporter, Intermediate**
- 460 700 050 **CMP Sporter, Senior Novice**
- 460 700 053 **CMP Sporter, Senior**

SMALLBORE SILHOUETTE (.22 RIFLE ONLY)

Target: TQ-14 OR 1/10 Metallic Silhouettes

Distance: 50 ft.

Course of Fire: 5 chickens, 5 pigs, 5 turkeys, and 5 rams, shot in banks of 5 targets and shooting left to right on each bank of targets.

Time limit: 30 seconds ready time and 2-1/2 minutes firing time per bank of 5 targets.

Equipment: Smallbore rifle: Any safe rifle in .22 rimfire caliber; maximum weight including sights of 8 lbs. with safe hunting triggers (at least 2/5 lbs.) A hunting-style sling no more than 1-1/2 in. wide is permitted.

Sights: Scopes no greater than 6x. Range-finder reticules are not permitted.

Position: Standing, without artificial support of any kind.

Scoring: Paper silhouettes: penetrated in proper sequence are scored as a hit. Any silhouette shot out of order is recorded as a miss. Metallic silhouettes: Silhouettes knocked off the stand in proper sequence are scored as hits. Silhouettes not knocked off or hit out of order will be scored as misses. Silhouettes dislodged, moved or canted by the action of a ricochet or another silhouette will NOT be considered a miss. The contestant is permitted to substitute that silhouette or have another one set up, along with commensurate amount of time to shoot the target.

- 460 700 060 **Silhouette, Junior Novice**
- 460 700 061 **Silhouette, Junior**
- 460 700 070 **Silhouette, Intermediate Novice**
- 460 700 072 **Silhouette, Intermediate**
- 460 700 080 **Silhouette, Senior Novice**
- 460 700 083 **Silhouette, Senior**

4-H SHOTGUN

Superintendent: Derek Osmin

Equipment: 12-gauge or smaller, capable of firing two shots without reloading, is permitted. Firing two different gauges from the same gun is not permitted. Damascus barrels are not permitted. Break-action shotguns must be

opened immediately upon being uncased, with the muzzle pointed in a safe direction until placed in the rack on the range.

Ammunition: Factory target loads of appropriate length with a maximum load of 1-1/8 ounce of size 7.5, 8, 8.5, or 9 shot are permitted.

Sights: Front and rear beads are permitted. Fiber optic front and rear sights are permitted.

SHOTGUN MARKSMANSHIP

Each competitor will shoot 100 targets (**50 targets for Juniors**) at 16 yards.

- 460 700 100 **Shotgun Singles, Junior Novice**
- 460 700 101 **Shotgun Singles, Junior**
- 460 700 120 **Shotgun Singles, Intermediate Novice**
- 460 700 102 **Shotgun Singles, Intermediate**
- 460 700 130 **Shotgun Singles, Senior Novice**
- 460 700 103 **Shotgun Singles, Senior**

SHOTGUN MARKSMANSHIP – DOUBLES

Each competitor will shoot 100 targets (**50 targets for Juniors**) at 16 yards.

- 460 700 104 **Shotgun Doubles, Junior Novice**
- 460 700 107 **Shotgun Doubles, Junior**
- 460 700 105 **Shotgun Doubles, Intermediate Novice**
- 460 700 108 **Shotgun Doubles, Intermediate**
- 460 700 106 **Shotgun Doubles, Senior Novice**
- 460 700 109 **Shotgun Doubles, Senior**

LIVESTOCK DEPARTMENT

4-H LIVESTOCK EXHIBITOR DRESS CODE

While showing, exhibitors should wear long pants and a short or long-sleeved button-up shirt, tucked in (small animal exhibitors must wear long-sleeved shirts). Sturdy shoes should be worn; no sandals, open-toed shoes, or flip-flops. Boots or firm-toed shoes are mandatory for showing beef and dairy cattle and are recommended for goats, sheep, and swine for safety reasons. If an exhibitor does not meet the minimum dress requirements, that exhibitor may not enter the show ring. While not competing remember that you are still representing 4-H at the fair and should be dressed appropriately. See 4-H project books for other dress requirements for specific species.

ANIMAL WELFARE AND TREATMENT POLICY

Exhibitors are expected to know and follow all Animal Science Rules and Health Requirements listed here and in other sections of the Exhibitors Guide.

Quality Assurance and Animal Welfare

- **Drug Abuse.** No illegal drug, off-label use of drugs (uses other than specifically allowed on the drug label), or other use of artificial means to alter the physical composition, appearance, or disposition of a project animal is permitted. Violators may face repercussions.
- **Physical Abuse.** No physical abuse of project

animals is permitted in any public or private setting. Physical abuse includes, but is not limited to, surgical or other physical alteration of animal appearance or practices resulting in bruising or injury from the showman. It also includes practices resulting in inordinate levels of shrink, fill, or animal stress other than routine management following acceptable industry animal husbandry practices, such as including appropriate amounts and methods of exercise and training. Violators may face repercussions.

EQUIPMENT

Livestock shows provide an opportunity for the public to be exposed to agricultural exhibits. Exhibitors should be mindful of the show equipment being used and the way it is being used. Show Management reserves the right to decide what constitutes acceptable show equipment and how the equipment is being used by the exhibitor.

LIVESTOCK RELEASE FROM GROUNDS

Breeding cattle, sheep, and goats may be removed on Friday afternoon between 3:00 p.m. and 5:00 p.m. A release form will be available in the livestock office and must be signed by the appropriate superintendent prior to removal. Animals released must be led off the premises for transportation.

HERDSMANSHIP

4-H herdsmanship is designed for 4-H members to learn skills in making a presentable exhibit for the public, as well as learn skills in teamwork, courtesy, cooperation, neatness, and proper care of animals. All members will be responsible for caring for their club's area in each barn. This is a mandatory activity that all clubs will participate in regardless of the number of pens. Please refer to the Superintendent and/or 4-H Faculty/Staff regarding details on this activity. Please refer to the barn superintendents for details regarding tack areas and standards.

JUDGING OF LIVESTOCK AND AWARDS

All classes may be broken down differently depending on numbers, exhibitors, and breeds present, with the superintendent and 4-H Staff approval. The judge's decision is final. A champion and reserve champion will be selected only when the judge deems there are entries of champion quality. These champions and, in some cases, reserve champions, will return to select the grand champion and/or a Supreme Female.

4-H JUDGING CONTESTS

DAIRY CATTLE JUDGING

Contestants will judge up to four classes of dairy cows or heifers; one class of milk; one class of cheese and give one class of oral reasons. All classes are subject to availability. The dairy judging may include dairy goats.

741 900 001 Dairy Judging, Junior
741 900 002 Dairy Judging, Intermediate
741 900 003 Dairy Judging, Senior

MEAT ANIMAL JUDGING

Contestants will judge classes of beef, goats, sheep, and swine, and give oral reasons or answer questions on one of those classes.

700 900 001 Meat Animal Judging, Junior
700 900 002 Meat Animal Judging, Intermediate
700 900 003 Meat Animal Judging, Senior

SMALL ANIMAL JUDGING

Contestants will judge a combination of classes of birds rabbits, cavies, and eggs dependent on the availability of livestock.

731 900 001 Small Animal Judging, Junior
731 900 002 Small Animal Judging, Intermediate
731 900 003 Small Animal Judging, Senior

4-H BEEF

Superintendent: Clint Sexson

1. All animals of each class must be owned by the exhibitor or have a written lease agreement in place by the possession dates listed.
2. All sale steers must be dehorned with no scurs over two (2) inches.
3. No more than **two** animals per class, per exhibitor (except market steers, limit **one** per exhibitor).
4. Neck ropes are required for all beef animals.
5. Artificial coloring or any artificial means of removing or correcting physical defects of conformation in exhibition animals, such as lifting or fitting under skin, is prohibited and will be considered as fraud or deception (see 4-H/FFA rules).
6. Nose rings and cable halters (including coated cable) are NOT allowed.
7. **An unmanageable animal may be requested to leave the show. Exhibitors of questionable beef animals will be required to lead their animals a prescribed distance. Any control decisions will be made by the division superintendent, a Fair board member, and the 4-H Staff. Any excused animal is disqualified from the show and sale.**
8. All classes may be broken down differently depending on numbers, exhibitors, and breeds present, with superintendent and 4-H Staff approval.

BREED CLASSES

Note: Fill in blank in class number (___) with one of the following numbers for animal description.

- 1 **Junior Calf (bull or steer)**, Jan. 1 to June 30, 2026
- 2 **Junior Calf (heifers)**, Jan. 1 to June 30, 2026
- 3 **Senior Heifer Calf**, Sept. 1 to Dec. 31, 2025
- 4 **Summer Yearling Heifer**, May 1 to Aug. 31, 2025
- 5 **Junior Yearling Heifer**, Jan. 1 to April 30, 2025
- 6 **Senior Yearling Heifer**, Sept. 1 to Dec. 31, 2024
- 7 **Junior Cow**, July 1, 2023, to Aug. 31, 2024
- 8 **Senior Cow**, born before July 1, 2023 (must have calved within the preceding 12 months)
- 9 **Senior Cow**, born before July 1, 2023 (has NOT calved within the preceding 12 months)

721 101 0__0 Angus, Red (01)
721 102 0__0 Angus, Black (02)
721 103 0__0 Charolais (03)
721 104 0__0 Hereford (04)

- 721 105 0__0 Limousin (05)
- 721 106 0__0 Pinzgauer (06)
- 721 107 0__0 Shorthorn (07)
- 721 108 0__0 Simmental (08)
- 721 109 0__0 Crossbred (09)
- 721 110 0__0 Other Breeds (10) (specify)

SPECIAL CLASSES

(Animals must have been shown in the above classes)

Note: Fill in blank (__) with the number from above in parentheses following the breed (01-10).

- 721 1__ __ 210 **Producing Cow with 4-H Production Records**, born before Sept. 1, 2024. Cow to be shown with completed records.
- 721 1__ __ 220 **Beef Dam and Produce**, cow and one offspring owned by the same 4-H member.
- 721 1__ __ 230 **Member's Beef Herd**, three breeding animals owned by the same 4-H member.

BEEF SHOWMANSHIP

- 721 500 000 **Beef Showmanship, Novice**
(1st year in livestock 4-H Juniors only)
- 721 500 001 **Beef Showmanship, Junior**
- 721 500 002 **Beef Showmanship, Intermediate**
- 721 500 003 **Beef Showmanship, Senior**

MARKET STEER

1. One market beef per exhibitor.
2. All breeds and crossbreeds will compete together.
3. 4-H and FFA market beef will compete together by weight classification.
4. All rules of the Umatilla County Youth Livestock Auction will apply. Market steers must be tagged on March 14, 2026, at pre-determined locations.
5. All sale animals are eligible to compete for the UCCA Steer of Merit Award Program if the steer was weighed on the possession date of March 14, 2026, and the member completes the application/interview process at the fair.
6. 4-H members wanting to participate should pre-enter using the information below.
7. No Dairy Beef will be allowed to be sold in the UCF Livestock Auction.

721 300 000 **Market Steer:** minimum weight 1150 lbs

UCCA STEER OF MERIT CONTEST

Participants will be required to complete the Steer of Merit written application as well as participate in an in-person project interview during the fair.

- 721 900 001 **Steer of Merit, Junior**
- 721 900 002 **Steer of Merit, Intermediate**
- 721 900 003 **Steer of Merit, Senior**

4-H DAIRY CATTLE Superintendent: Staci Loiland

1. All animals of each class must be owned by the exhibitor or have a written lease agreement in place by the possession dates listed.
2. No more than **two** animals per class, per exhibitor.
3. Neck ropes are required for all dairy cattle.

4. Dairy breeds must have at least two animals in a class to be judged as a breed, or the superintendent may place them with other breeds.
5. Artificial coloring or any artificial means of removing or correcting physical defects of conformation in exhibition animals, such as lifting or fitting under skin, is prohibited and will be considered as fraud or deception (see 4-H/FFA rules).
6. Animals over one year of age must be dehorned with no scurs over two (2) inches.
7. Junior yearling and younger heifers that have freshened are barred from showing at the fair; any female older than senior yearling that has not freshened shall not be shown.
8. If an animal that is eligible to show in the Senior Yearling class has freshened, she will show as a Junior Two-Year-Old.
9. Classes 8 and 9 must have freshened in the last 12 months, and cows over the age of 32 months must have produced a calf carried to maturity.
10. Animals shown in Special Classes will have been shown in their respective Breed Classes as single lots.

BREED CLASSES

Note: Fill in blank (__) with one of the following numbers for animal description.

- 1 **Junior Heifer Calf**, born March 1 to May 30, 2026
- 2 **Intermediate Heifer Calf**,
born Dec. 1, 2025 to Feb. 28, 2026
- 3 **Senior Heifer Calf**, born Sept. 1 to Nov. 30, 2025
- 4 **Junior Yearling Heifer**,
born March 1 to Aug. 31, 2025
- 5 **Senior Yearling Heifer**,
born Sept. 1, 2024 to Feb. 28, 2025
- 6 **Junior Two-Year-Old Cow and Senior Yearling in Milk**, born March 1 to Aug. 31, 2024
- 7 **Senior Two-Year-Old Cow**,
born Sept. 1, 2023 to Feb. 28, 2024
- 8 **Three and Four-Year-Old Cow**,
born Sept. 1, 2021 to Aug. 1, 2023
- 9 **Five-Year-Old Cow and Over**,
born before Sept. 1, 2021
- 741 101 0__0 **Ayrshire (1)**
- 741 102 0__0 **Brown Swiss (2)**
- 741 103 0__0 **Guernsey (3)**
- 741 104 0__0 **Holstein (4)**
- 741 105 0__0 **Jersey (5)**
- 741 106 0__0 **Milking Shorthorn (6)**
- 741 107 0__0 **Crossbred (7)**
- 741 108 0__0 **Other Pure Breeds (8)**

SPECIAL CLASSES

(Animals must have been shown in the above classes.)

Note: Fill in the blank (__) with the number from above in parentheses following the breed's name (1-8)

- 741 10__ 210 **Producing Cow with 4-H Production Records**, born before Sept. 1, 2024. Cow to be shown with completed records.
- 741 10__ 220 **Dairy Cattle Dam and Daughter**, cow and one daughter owned by the same 4-H member.
- 741 10__ 230 **Member's Dairy Cattle Herd**, three dairy animals owned by the same 4-H member.

DAIRY SHOWMANSHIP

- 741 500 000 Dairy Cattle Showmanship, Novice
(1st year in livestock 4-H Juniors only)
- 741 500 001 Dairy Cattle Showmanship, Junior
- 741 500 002 Dairy Cattle Showmanship,
Intermediate
- 741 500 003 Dairy Cattle Showmanship, Senior

4-H DOG

Superintendent: Kim Long

1. Participants are expected to know and follow all Animals Science Rules and Health Requirements.
2. 4-H members may enter a dog in each class in their age group. The same dog may not be entered in more than one obedience class.
3. Members bringing dogs are required to have their dogs currently vaccinated against Rabies DH or DHP, and Parvovirus. No health certificate is required, however, if a dog has a visible skin or physical problem, a certificate from a veterinarian is required indicating the condition is not contagious or harmful to the dog during competition. Females in season will be shown at the end of the day and should remain in the area specified by the superintendent during the day.
4. All dogs must be in hand or crated. Participants need to bring everything needed to keep dogs healthy and happy. Aggressive dogs will not be tolerated and will be excused from the show and the show grounds. See 4-H Dog Obedience, Showmanship, and Contest Guide (4-H 1202) for specific rules.
5. Participants should follow the Oregon 4-H Dress Code of neat and clean; closed-toed shoes are required.

DOG SHOWMANSHIP

Showmanship scoring will be done with the Oregon 4-H Dog Showmanship Scorecard.

- 763 500 000 Dog Showmanship, Novice
- 763 500 001 Dog Showmanship, Junior
- 763 500 002 Dog Showmanship, Intermediate
- 763 500 003 Dog Showmanship, Senior

OBEDIENCE CLASSES

Obedience class scoresheets are available on the Oregon 4-H website.

Note: Fill in the blank (___) with the corresponding number for member age division.

- 1 Junior
- 2 Intermediate
- 3 Senior

- 763 100 11__ Pre-Novice Dog Obedience)
- 763 100 12__ Beginner Novice Dog Obedience, Jr only
- 763 100 13__ Novice Dog Obedience, Int/Sr only
- 763 100 14__ Graduate Novice Dog Obedience
- 763 100 16__ Advanced Graduate Novice Dog Obedience
- 763 100 17__ Open Dog Obedience
- 763 100 18__ Open Challenge Dog Obedience

- 763 100 19__ Utility Dog Obedience
- 763 100 20__ Veteran/Handicapped Dog Obedience

RALLY CLASSES

Note: Fill in the blank (___) with the corresponding number for member age division.

- 1 Junior
- 2 Intermediate
- 3 Senior

- 763 100 30__ Novice: **On leash**, 10-15 signs, with 3 to 5 stationary signs. Start/Finish not included.
- 763 100 31__ Intermediate: **On leash**, 12-17 signs, with 3 to 7 stationary signs, NO jumps. Start/Finish not included.
- 763 100 32__ Advanced: **Off leash**, 12-17 signs, with 3 to 7 stationary signs. A jump IS required.

DOG JUDGING

Written test with questions obtained from the 4-H Dog Project manual and Dog Advancement.

- 763 900 001 Dog Judging, Junior
- 763 900 002 Dog Judging, Intermediate
- 763 900 003 Dog Judging, Senior

4-H GOAT

Superintendent: Dusty Shelden

1. All animals of each class must be owned by the exhibitor or have a written lease agreement in place by the possession dates listed.
2. Only bucks kidded after July 1 and nursing a doe will be allowed at the County Fair. **Otherwise, no bucks are allowed.**
3. No more than **two** animals per class, per exhibitor (except market goats, limit **one** per exhibitor).
4. Horns are allowed ONLY if the breed standard. ANY sign of behavior or safety issues could result in required capping or even disqualification. All dairy goats must be dehorned; healed scurs under 1 inch are allowed.
5. All breed class goats exhibited must have proper Scrapie Eradication Identification. Official USDA tag, breed tattoo, USDA tattoo, etc., are examples of official identification. Contact the Extension office for details.
6. Goats are to be shown with their front feet on the ground.
7. Artificial coloring or any artificial means of removing or correcting physical defects of conformation in exhibition animals, such as lifting or fitting under skin, is prohibited and will be considered as fraud or deception (see 4-H/FFA rules).
8. Drenching is NOT allowed except as prescribed by a veterinarian or with prior approval from superintendent and 4-H Staff.
9. All classes may be broken down differently depending on entry numbers, exhibitors, and breeds present with superintendent and 4-H staff approval.

DAIRY GOAT

(to be shown with a full udder)

BREED CLASSES

Note: Fill in blank in class number (__) with one of the following numbers for animal description.

- 1 Junior Doe Kid, April 1 to June 30, 2026
- 2 Intermediate Doe Kid, March 1 to March 31, 2026
- 3 Senior Doe Kid, Jan. 1 to Feb. 28, 2026
- 4 Dry Yearling Doe, born in 2025
- 5 Milking Yearling Doe, born in 2025
- 6 Mature Two-Year-Old Doe, born in 2024
- 7 Mature Doe, three years and under five years, born in 2022 or 2023
- 8 Mature Doe, five years and under seven years, born in 2020 or 2021
- 9 Aged Doe, seven years and older, born in 2019 or earlier

- 791 101 0__0 Alpine (01)
- 791 102 0__0 La Mancha (02)
- 791 103 0__0 Nigerian Dwarf (03)
- 791 104 0__0 Nubian (04)
- 791 105 0__0 Oberhasli (05)
- 791 106 0__0 Saanen (06)
- 791 107 0__0 Sable (07)
- 791 108 0__0 Toggenburg (08)
- 791 109 0__0 Other pure breeds (09)
- 791 110 0__0 Crossbreeds (10)
- 791 111 0__0 Guernsey (11)

SPECIAL CLASSES

(Animals must have been shown in the above classes.)

Note: Fill in blank (__) with the number from above in parentheses following the above breed names (1-10).

- 791 1__ 210 Dairy Goat Mature Doe with 4-H Production Records, born before Jan. 1, 2024. Doe to be shown with completed records from last lactation.
- 791 1__ 220 Dairy Goat Dam and Daughter, doe and one offspring owned by the same 4-H member.
- 791 1__ 230 Member's Dairy Goat Herd, three female dairy goats owned by the same 4-H member.
- 791 1__ 240 Udder Class, must have been shown in another class, must be in milk, and milked the night prior.

DAIRY GOAT SHOWMANSHIP

- 791 500 000 Dairy Goat Showmanship, Novice (1st year in livestock 4-H Juniors only)
- 791 500 001 Dairy Goat Showmanship, Junior
- 791 500 002 Dairy Goat Showmanship, Intermediate
- 791 500 003 Dairy Goat Showmanship, Senior

FIBER GOAT

BREED CLASSES

Note: Fill in blank in class number (__) with one of the following numbers for animal description.

- 1 Junior Wether under 12 months of age
- 2 Yearling Wether, 12-24 months of age
- 3 Aged Wether, Over 2 years of age
- 4 Junior Doe Kid, born after Feb 28, 2026
- 5 Junior Doe Kid, 6-12 months
- 6 Yearling Doe, 12-24 months
- 7 Aged Doe – Over 2 years of age

- 792 101 0__0 Angora (1)

- 792 102 0__0 Cashmere (2)
- 792 103 0__0 Pygora (3)
- 792 104 0__0 Other breeds (4)
- 792 105 0__0 Crossbred (6) County Only

SPECIAL CLASSES

(Animals must have been shown in the above classes.)

Note: Fill in blank (__) with the number from above in parentheses following the above breed names (1-6).

- 792 100 210 Fiber Goat Dam and Produce, doe and one daughter, owned by the same 4-H member.
- 792 100 220 Member's Fiber Goat Herd, three animals owned by the same exhibitor. Animals must have been shown in one of the above classes. May be three does or two does and a wether.
- 792 10__ 230 Fiber Goat Pair of Doe Kids, bred and owned by the exhibitor, under 1 year of age.

FIBER GOAT SHOWMANSHIP

- 792 500 000 Fiber Goat Showmanship, Novice (1st year in livestock 4-H Juniors only)
- 792 500 001 Fiber Goat Showmanship, Junior
- 792 500 002 Fiber Goat Showmanship, Intermediate
- 792 500 003 Fiber Goat Showmanship, Senior

GOAT FIBER

- 792 201 000 Pygora Doe
- 792 202 000 Pygora Wether
- 792 203 000 Angora Doe
- 792 204 000 Angora Wether
- 792 205 000 Colored Angora Doe
- 792 206 000 Colored Angora Wether
- 792 207 000 Cashmere Doe
- 792 208 000 Cashmere Wether
- 792 209 000 Crossbreed Fiber Goat

MEAT GOAT

- 1. Age determined as of the day of the show.
- 2. Meat goats may be shown in a collar or halter; this includes a prong collar at the discretion of the superintendent or 4-H Staff.

BREED CLASSES

Papers must be provided for registered animals – if not available, they will show in the commercial class.

Note: Fill in blank in class number (__) with one of the following numbers:

- 1 Junior Doe, 0-3 months old
- 2 Junior Doe, 3-6 months old
- 3 Junior Doe, 6-9 months old
- 4 Junior Doe, 9-12 months old
- 5 Yearling Doe, 12-16 months old
- 6 Yearling Doe, 16-20 months old
- 7 Yearling Doe, 20-24 months old
- 8 Senior Doe, 24-36 months old
- 9 Senior Doe, Older than 36 months

- 795 100 0__0 Meat Goat Commercial (Does)
- 795 200 0__0 Meat Goat Registered Percentages
- 795 300 0__0 Meat Goat Registered Full-bloods
- 795 400 0__0 Meat Goat Meat Goat Kiko, All Ages
- 795 500 0__0 Meat Goat All Other Meat Goats

SPECIAL CLASSES

(Animals must have been shown in the above classes.)

795 100 210 Meat Goat Mature doe with 4-H Production records. Doe to be shown with completed records from last kidding.

795 100 220 Meat Goat Dam and Daughter, doe and one offspring owned by the same 4-H member

795 100 230 Member's Meat Goat Herd, three female meat goats owned by the same 4-H member.

MEAT GOAT SHOWMANSHIP

795 500 000 Meat Goat Showmanship, Novice (1st year in livestock 4-H Juniors only)

795 500 001 Meat Goat Showmanship, Junior

795 500 002 Meat Goat Showmanship, Intermediate

795 500 003 Meat Goat Showmanship, Senior

MARKET GOAT

1. One market goat per exhibitor.
2. All breeds and crossbreeds will compete together.
3. 4-H and FFA market goats compete together by weight classification.
4. All rules of the Umatilla County Youth Livestock Auction will apply.
5. Market goats must be tagged on June 6 or 7, 2026, at pre-determined locations.

795 300 000 Market Goat, wethers and does competing, 70-100 lbs.

PYGMY GOAT

1. It is strongly recommended that pygmy goats are dehorned. Purebred and grade animals are shown together.
2. Wethers will be shown in separate conformation classes. Does and wethers will compete together in showmanship.

BREED CLASSES

Note: Fill in blank in class number (___) with one of the following numbers for animal description.

1 Junior Doe Kid, March 2 to June 1, 2026

2 Junior Doe Kid, Dec. 2, 2025 to March 1, 2026

3 Junior Doe Kid, Sept. 2 to Dec. 1, 2025

4 Junior Doe, (not in milk) Sept. 2, 2024 to Sept. 1, 2025

5 Senior Doe, (in milk) Sept. 2, 2023, to Sept. 1, 2024 (does that have freshened at least once, not necessarily in milk at show time)

6 Senior Two-Year-Old Doe, Sept. 2, 2023 to Sept. 1, 2023

7 Senior Three-Year-Old Doe, Sept. 2, 2022 to Sept. 1, 2023

8 Four and Five-Year-Old Doe, Sept. 2, 2020 to Sept. 1, 2022

9 Over Five Years Old Doe, prior to Sept. 2, 2020

793 100 0__0 Pygmy Goats (does)

793 100 110 Pygmy Doe in Milk-all ages above yearling competing

SPECIAL CLASSES

(Animals must have been shown in the above classes.)

793 100 210 Pygmy Goat Dam and Produce, doe and one daughter, owned by the same 4-H member.

793 100 220 Member's Pygmy Goat Herd, three female pygmy goats owned by the same 4-H member.

WETHER CLASSES

Note: Fill in blank in class number (___) with one of the following numbers for animal description.

1 Junior Wether up to 6 months, born by June 1, 2026

2 Junior Wether, 6 months to 1 year

3 Senior Yearling Wether

4 Senior 2 & 3-Year-Old Wether

5 Senior 4-Year-Old and Over Wether

793 700 2__0 Pygmy Goat Wethers

PYGMY GOAT SHOWMANSHIP

793 500 000 Pygmy Goat Showmanship, Novice (1st year in livestock 4-H Juniors only)

793 500 001 Pygmy Goat Showmanship, Junior

793 500 002 Pygmy Goat Showmanship, Intermediate

793 500 003 Pygmy Goat Showmanship, Senior

4-H HORSE

Superintendent: Dawn Wagner

1. Exhibitors are expected to know and follow all Animal Science Rules and Health Requirements.
2. Horses must be owned or leased by the 4-H member before May 1. If leased, the horse must still be registered in the exhibitor's name on the 4-H Horse Registration due to the Umatilla County 4-H office on May 1.
3. Class requirements and procedures are listed in the [4-H Horse Contest Guide \(4-H 13011\)](#).
4. Contestants must use the same horse in all events except for Ground Training, Driving classes, and Gaming.
5. Classes with fewer than 3 participants may be combined with a class of similar requirements.
6. Hoof polish is not allowed.
7. A novice is any first-year rider, regardless of age division.
8. State Fair eligibility for Intermediate and Senior members is listed in the [Oregon 4-H State Fair book](#). Registration is done through the Umatilla County 4-H office. Materials and other information will be provided to qualifiers after the County Horse Show. Novice/Junior members are not eligible for the State Fair.
9. A member who scores 62% or higher at the horse show must progress to the next test the following year (does not apply to a new horse or in test change years.)

HORSE SHOWMANSHIP

1. Showmanship is required of all contestants but can only be done once.
2. Equitation horses must be used for showmanship in the performance showmanship class. Members without an equitation horse, must use the ground training/driving horse in the performance showmanship class.

- 751 500 000 **Horse Showmanship, Novice**
(First-year rider regardless of age)
- 751 500 001 **Horse Showmanship, Junior**
- 751 500 002 **Horse Showmanship, Intermediate**
- 751 500 003 **Horse Showmanship, Senior**

EQUITATION & PLEASURE

Note: Fill in the blank (___) with the corresponding number for member age division.

- 0 Novice (First-year rider)
- 1 Junior
- 2 Intermediate
- 3 Senior

- 751 100 11__ **Saddle Seat Equitation**
- 751 100 12__ **Hunt Seat Equitation**
- 751 100 13__ **Western Equitation**
- 751 100 14__ **Western Pleasure** (county only)
- 751 100 15__ **Bareback Equitation** (county only)
- 751 100 16__ **English Pleasure** (county only)

TRAIL

Note: Fill in the blank (___) with the corresponding number for member age division.

- 0 Novice (First-year rider)
- 1 Junior
- 2 Intermediate
- 3 Senior

- 751 300 31__ **Trail**
- 751 300 32__ **In-Hand Trail**

HUNT SEAT OVER FENCES

1. Contestant will perform a practice jump on the day of the show to determine if qualified to complete in Hunt Seat Equitation Over Fences.

2. **No Novice class.**

Note: Fill in the blank (___) with the corresponding number for member age division.

- 1 Junior
- 2 Intermediate
- 3 Senior

- 751 600 16__ **Hunt Seat Over Fences**

GROUND TRAINING

1. Weanlings cannot qualify for the State Fair.

2. **No Novice class.**

Note: Fill in the blank (___) with the corresponding number for member age division.

- 1 Junior
- 2 Intermediate
- 3 Senior

- 751 200 20__ **Weanling** (county only)
- 751 200 21__ **Yearling**
- 751 200 22__ **2 yr old**

FIRST YEAR UNDER SADDLE (County Only)

1. First-year horse being shown.

2. Class is open to horses 2, 3, 4, and 5-years-old that have not been ridden prior to the current 4-H year.

3. **No Novice class.**

Note: Fill in the blank (___) with the corresponding number for member age division.

- 1 Junior
- 2 Intermediate
- 3 Senior

- 751 100 18__ **First Year Under Saddle**

DRESSAGE

1. Scoring:

- Blue – 58% and up
- Red – 50-57.99%
- White – 49.99% and below

2. **No Novice class.**

Note: Fill in the blank (___) with the corresponding number for member age division.

- 1 Junior
- 2 Intermediate
- 3 Senior

- 751 500 50__ **Intro Test A** (County Only)
- 751 500 53__ **Intro Test B** (County Only)
- 751 500 58__ **Intro Test C** (County Only)
- 751 500 59__ **Training Level Test 1** (County Only)
- 751 500 51__ **Training Level Test 2**
- 751 500 52__ **Training Level Test 3**
- 751 500 54__ **First Level, Test 1**
- 751 500 55__ **First Level, Test 2**
- 751 500 56__ **First Level, Test 3**
- 751 500 57__ **Beyond First Level**

WESTERN DRESSAGE

1. Scoring:

- Blue – 58% and up
- Red – 50-57.99%
- White – 49.99% and below

2. **No Novice class.**

Note: Fill in the blank (___) with the corresponding number for member age division.

- 1 Junior
- 2 Intermediate
- 3 Senior

- 751 700 71__ **Intro Level, Test 1** (County Only)
- 751 700 72__ **Intro Level, Test 2** (County Only)
- 751 700 73__ **Intro Level, Test 3** (County Only)
- 751 700 74__ **Intro Level, Test 4** (County Only)
- 751 700 67__ **Basic Level, Test 1** (County Only)
- 751 700 60__ **Basic Level, Test 2**
- 751 700 61__ **Basic Level, Test 3**
- 751 700 62__ **Basic Level, Test 4**
- 751 700 63__ **Level 1, Test 1**
- 751 700 64__ **Level 1, Test 2**
- 751 700 65__ **Level 1, Test 3**
- 751 700 66__ **Level 1, Test 4**

DRIVING

1. Depending on entries, all ages and/or horses and ponies may compete together.
2. **No Novice class.**

Note: Fill in the blank () with the corresponding number for member age division.

- 1 Junior
- 2 Intermediate
- 3 Senior

- 751 400 41__ Pony Reinsmanship
- 751 400 42__ Horse Reinsmanship
- 751 400 43__ Precision Driving

RANCH HORSE (County Only)

1. Class will have no rail work, only the posted pattern.
2. Contestants should be able to perform on verbal command: all gaits, circles, correct leads, backing, ground poles, forehand and haunch turns, and opening/closing gates.
3. Members will be judged on horsemanship and correctness.
4. **No Novice class.**

Note: Fill in the blank () with the corresponding number for member age division.

- 1 Junior
- 2 Intermediate
- 3 Senior

- 751 900 00__ Working Rancher

WESTERN GAMING

1. All 4-H members who pass the safety inspection can complete in gaming.
2. To qualify for State Fair, Intermediate and Senior members must meet the blue qualifying time.
3. **No Novice class.**

Note: Fill in the blank () with the corresponding number for member age division.

- 1 Junior
- 2 Intermediate
- 3 Senior

- 751 800 01__ Figure 8
- 751 800 02__ Barrels
- 751 800 03__ Key Race
- 751 800 04__ Pole Bending
- 751 800 05__ Flag Race
- 751 800 06__ Two-Barrel Flag Race

4-H SHEEP

Superintendent: Hunter Blake

1. All animals of each class must be owned by the exhibitor or have a written lease agreement in place by the possession dates listed.
2. Sheep are to remain in assigned pens unless approved by the superintendent.
3. No more than **two** animals per class per exhibitor (except market lambs, limit **one** per exhibitor).

4. Breed divisions with 3 or less exhibits may be shown in the *other* breed classes. Breed divisions with more than 3 exhibits may create their own class.
5. All animals must be groomed for exhibit.
6. All yearling sheep must have been closely shorn within the past year.
7. Lambs must not have cut their yearling teeth.
8. All breed class sheep exhibited must have proper Scrapie Eradication Identification. Official USDA tag, breed tattoo, USDA tattoo, etc., are examples of official identification. Contact the Extension office for details.
9. Sheep are to be shown with their front feet on the ground.
10. Artificial coloring or any artificial means of removing or correcting physical defects of conformation in exhibition animals, such as lifting or fitting under skin, is prohibited and will be considered as fraud or deception (see 4-H/FFA rules).
11. Drenching is NOT allowed except as prescribed by a veterinarian or with prior approval from the superintendent and 4-H Staff.

BREED CLASSES

Note: Fill in blank in class number () with one of the following numbers for animal description.

- 1 **Spring Ewe Lamb**, Jan. 1 to May 31, 2026
- 2 **Fall Ewe Lamb**, Sept. 1 to Dec. 31, 2025
(must have lamb's teeth)
- 3 **Yearling Ewe**, Sept. 1, 2024, to Aug. 31, 2025
- 4 **Producing Ewe**, born Jan. 1, 2022 to Aug. 31, 2024
(must have raised a lamb born after Sept. 1 of the previous calendar year)

- 771 101 0__0 Cheviot, Border (01)
- 771 102 0__0 Cheviot, North Country (02)
- 771 103 0__0 Columbia (03)
- 771 104 0__0 Corriedale (04)
- 771 105 0__0 Dorset (05)
- 771 106 0__0 Hampshire (06)
- 771 107 0__0 Lincoln (07)
- 771 108 0__0 Montadale (08)
- 771 109 0__0 Oxford (09)
- 771 110 0__0 Romney, White (10)
- 771 111 0__0 Romney, Natural Colored (11)
- 771 112 0__0 Shropshire (12)
- 771 113 0__0 Southdown (13)
- 771 114 0__0 Suffolk (14)
- 771 115 0__0 Other Breeds (15)
- 771 116 0__0 Crossbred Meat Breeds -
White Face Crossbred (16)
- 771 117 0__0 Crossbred Meat Breeds -
Black Face Crossbred (17)
- 771 118 0__0 Crossbred Wool Breeds (18)

SPECIAL CLASSES

(Animals must have been shown in the above classes.)

Note: Fill in blank () with the number from above found in parentheses following the breed.

- 771 1__ 240 **Best Pair**, any two ewes shown in the breeding show

MARKET LAMB

1. **One** market lamb per exhibitor.
2. All breeds and crossbreeds compete together.

3. 4-H and FFA market lambs compete together by weight classification.
4. All rules of the Umatilla County Youth Livestock Auction will apply.
5. Market lambs must be tagged on June 6 or 7, 2026, at pre-determined locations.
6. All market lambs must have been shorn by the date specified in the livestock auction rules.

771 300 000 Market Lamb, 110 lbs. minimum

SHEEP SHOWMANSHIP

771 500 000 Sheep Showmanship, Novice
(1st year in livestock 4-H Juniors only)

771 500 001 Sheep Showmanship, Junior

771 500 002 Sheep Showmanship, Intermediate

771 500 003 Sheep Showmanship, Senior

FIBER/WOOL

1. Each member is limited to **one** fleece in a class.
2. Fleeces must have been shorn in 2026 and be from animals owned by the 4-H member. Juniors, Intermediates, and Seniors are eligible to submit fiber/wool exhibits.
3. Each fleece must have a [4-H Wool Tag](#) indicating the breed and class number.
4. Place fleeces in a clear plastic bag with exhibitor name and county written with felt marker on the lower half of the bag, or if there is a different industry standard, you may submit sample as you would in the specific industry. The 4-H Wool Show Tag should be inserted inside the bag/box and be clearly visible.
5. Judging criteria are outlined on [4-H Fleece Exhibit Evaluation Card \(771-01\)](#), available at the County Extension Offices and on the State 4-H website.
6. All classes **except "Romney, colored" and "Shetland, colored" are white fleeces.** All colored fleeces (black, brown, etc.) must be entered in **either Romney, colored, Shetland, colored, or Colored Fleece (any breed or cross, indicate breed on tag).**

771 401 000 Cheviot

771 402 000 Columbia

771 403 000 Corriedale

771 404 000 Dorset

771 405 000 Hampshire

771 406 000 Montadale

771 407 000 Romney, colored

771 408 000 Romney, white

771 409 000 Shetland, colored

771 410 000 Shetland, white

771 411 000 Shropshire

771 412 000 Southdown

771 413 000 Suffolk

771 414 000 Other Breeds (indicate breed on tag)

771 415 000 Crossbred (white face)

771 416 000 Crossbred (black face)

771 417 000 Colored Fleece (any breed or cross except full Romney or Shetland; indicate breed on tag)

4-H SMALL ANIMALS

Superintendent: Melody Humphrey

1. All animals of each class must be owned by the exhibitor or have a written lease agreement in place by the possession dates listed.

2. The exhibitor must supply their own water and feed dishes. Dishes must be secured to the cage, no paper or thin plastic (such as plastic cups).
3. Premium will be paid on no more than 2 animals per class.
4. Exhibitors must wear long-sleeved shirts and full-length pants when showing animals.
5. Youth exhibitors must have possession of market animals no later than July 1 of the current year. A Bill of Sale or proof of ownership will be required.
6. 4-H and FFA will show together in all market classes.

CAVY BREED CLASSES

Note: Fill in blank in class number (__) with one of the following numbers.

1 Junior Sow, born after May 1 of the current year, minimum of 12 oz. through 22 oz.

2 Junior Boar, born after May 1 of the current year, minimum of 12 oz. through 22 oz.

3 Intermediate Sow, born March 1 to April 30 of the current year, over 22 oz., maximum 32 oz.

4 Intermediate Boar, born March 1 to April 30 of the current year, over 22 oz., maximum 32 oz.

5 Senior Sow, born before March 1 of the current year, over 32 oz

6 Senior Boar, born before March 1 of the current year, over 32 oz.

762 101 0__0 Abyssinian

762 102 0__0 Abyssinian Satin

762 103 0__0 American

762 104 0__0 American Satin

762 105 0__0 Coronet

762 106 0__0 Peruvian

762 107 0__0 Peruvian Satin

762 108 0__0 Silkie

762 109 0__0 Silkie Satin

762 110 0__0 Teddy

762 111 0__0 Teddy Satin

762 112 0__0 Texel

762 113 0__0 White Crested

762 114 0__0 Crossbred

CAVY SHOWMANSHIP

762 500 000 Cavy Showmanship, Novice
(1st year in livestock 4-H Juniors only)

762 500 001 Cavy Showmanship, Junior

762 500 002 Cavy Showmanship, Intermediate

762 500 003 Cavy Showmanship, Senior

FURRY CRITTERS (County only classes)

Exhibitor must supply his or her own wire cages.

Note: Fill in blank in class number (__) with one of the following numbers for animal description.

1 Males 6 months and over

2 Males 4 to 6 months

3 Males up to 4 months

4 Females 6 months and over

5 Females 4 to 6 months

6 Females up to 4 months

766 701 0__0 Hamsters, all breeds

766 702 0__0 Gerbils, all breeds

766 703 0__0 Rats, all breeds

766 704 0__0 Other, all breeds

FURRY CRITTER SHOWMANSHIP

- 766 700 000 Furry Critter Showmanship, Novice
(1st year in livestock 4-H Juniors only)
766 700 001 Furry Critter Showmanship, Junior
766 700 002 Furry Critter Showmanship,
Intermediate
766 700 003 Furry Critter Showmanship, Senior

CHICKENS

Note: Fill in blank in class number (__) with one of the following numbers of animal description.

- 1 Pullet, hatched this year
- 2 Cockerel, hatched this year
- 3 Hen, prior to this year's hatch
- 4 Cock, prior to this year's hatch

- 731 101 0__0 *APA Standard Bred Large Fowl
731 101 1__0 **Non-APA Standard Bred Large Fowl
731 101 2__0 ***Cross-Bred Large Fowl
731 101 3__0 ****Commercial/Production

*Breeds entered in the American Poultry Association (APA) classes are based on those birds found exclusively in the APA book titled Standards of Perfection.

**The non-APA standard bred large fowl class would include birds found in standards other than APA, like the British or Japanese Standards.

***The crossbred large fowl class would include known backyard crosses and sex links. These are animals used specifically for production purposes.

****The commercial/production class would include animals used specifically for production purposes. Like all animals, they must be in good health and exhibits should include an annual production record of whatever they are producing.

- 731 102 0__0 APA and ABA Standard Bred-Bantam
731 102 1__0 Non-Standard Bred-Bantam
731 102 2__0 Crossbred-Bantam

PEN OF LAYING HENS

Three hens in production. Hens should NOT have been shown in individual classes and count as one entry.

Scored on the following criteria:

- Visible signs of production 40 points
- Uniformity 30 points
- Condition:

- Vigor 10 points
- Cleanliness 10 points
- Feathering 10 points

- 731 200 010 Pen of Laying Hens: three hens in production

MARKET CHICKENS

Birds will be weighed individually at the fair. All breeds will compete together.

- 731 300 010 Broiler/Fryer, pen of three (under 8 weeks) 4-6 pounds live weight.
731 300 020 Roaster, pen of three (8-16 weeks) over 6 pounds live weight.

OTHER FOWL

Note: Fill in blank in class number (__) with one of the

following numbers for animal description.

- 1 Young Female, hatched this year
 - 2 Young Male, hatched this year
 - 3 Old Female, prior to this year's hatch
 - 4 Old Male, prior to this year's hatch
- 731 103 0__0 APA Standard Bred Duck
731 103 1__0 Commercial Nonstandard Breed and/or Crossbred Duck
731 104 0__0 APA Standard Bred Goose
731 104 1__0 Commercial Nonstandard Breed and/or Crossbred Goose
731 105 0__0 APA Standard Bred Turkey
731 105 1__0 Commercial Nonstandard Breed
731 105 2__0 Crossbred Turkey
731 106 0__0 Other (no emus or ostriches)

MARKET TURKEY

Must be hatched this year. 20 lbs minimum live weight.

- 731 300 050 Market Turkey

POULTRY SHOWMANSHIP

- 731 500 000 Poultry Showmanship, Novice
(1st year in livestock 4-H Juniors only)
731 500 001 Poultry Showmanship, Junior
731 500 002 Poultry Showmanship, Intermediate
731 500 003 Poultry Showmanship, Senior
- 731 500 010 Turkey Showmanship, Novice
(1st year in livestock 4-H Juniors only)
731 500 011 Turkey Showmanship, Junior
731 500 012 Turkey Showmanship, Intermediate
731 500 013 Turkey Showmanship, Senior

PIGEONS

Note: Fill in blank in class number (__) with one of the following numbers for animal description.

- 1 Young Hen
- 2 Young Cock
- 3 Old Hen
- 4 Old Cock

- 732 101 0__0 Homer
732 102 0__0 Performing
732 103 0__0 Fancy
732 104 0__0 Utility
732 105 0__0 Doves

PIGEON SHOWMANSHIP

- 732 500 000 Pigeon Showmanship, Novice
(1st year in livestock 4-H Juniors only)
732 500 001 Pigeon Showmanship, Junior
732 500 002 Pigeon Showmanship, Intermediate
732 500 003 Pigeon Showmanship, Senior

EGGS

Eggs judged on interior and exterior quality and uniformity. Eggs will NOT be returned. **6 eggs per entry.**

Note: Fill in blank in class number (__) with one of the following numbers.

- 1 Chicken
- 2 Duck
- 3 Turkey
- 4 Other Species

- 731 40_ 010 White Eggs, 1/2 dozen
- 731 40_ 020 Brown Eggs, 1/2 dozen
- 731 40_ 030 Other Eggs, 1/2 dozen

RABBIT BREED CLASSES

1. Any rabbit that has a permanent defect will be placed in the white ribbon group. Any rabbit that has a correctable problem shall, at the judge's discretion, be placed in the red or white ribbon group.
2. Any rabbit that does not fit in a breed standard should be placed in the crossbred class. The crossbred class will be judged on condition.

Note: Fill in the blank in class number (___) with one of the following numbers for the animal breed.

HEAVYWEIGHTS

- | | |
|--------------------------|-------------------|
| 01 American | 11 Crème D'Argent |
| 02 American Sable | 12 Flemish Giant |
| 03 Angora (Giant) | 13 Hotot |
| 04 Beveren | 14 Lop (English) |
| 05 Californian | 15 Lop (French) |
| 06 Champagne D'Argent | 16 New Zealand |
| 07 Checkered Giant | 17 Palomino |
| 08 Chinchilla (American) | 18 Satin |
| 09 Chinchilla (Giant) | 19 Silver Fox |
| 10 Cinnamon | 20 Crossbred |
| | 21 Other Breeds |

761 1___ 020 Junior Doe, born March 1 to May 31 of the current year

761 1___ 030 Intermediate Doe, born Jan 1 to Feb 28 of the current year

761 1___ 040 Senior Doe, born before Jan 1 of the current year

761 1___ 060 Junior Buck, born March 1 to May 31 of the current year

761 1___ 070 Intermediate Buck, born Jan 1 to Feb 28 of the current year

761 1___ 080 Senior Buck, born before Jan 1 of the current year

LIGHTWEIGHTS

- | | |
|--------------------------|---------------------|
| 21 American Fuzzy Lop | 36 Lilac |
| 22 Angora (English) | 37 Lop (Holland) |
| 23 Angora (French) | 38 Lop (Mini) |
| 24 Angora (Satin) | 39 Mini Rex |
| 25 Belgian Hare | 40 Mini Satin |
| 26 Britania Petite | 41 Netherland Dwarf |
| 27 Chinchilla (Standard) | 42 Polish |
| 28 Dutch | 43 Rex |
| 29 Dwarf Hotot | 44 Rhinelander |
| 30 English Spot | 45 Silver |
| 31 Florida White | 46 Silver Marten |
| 32 Harlequin | 47 Tan |
| 33 Havana | 48 Thrianta |
| 34 Himalayan | 49 Other Breeds |
| 35 Jersey Wooley | 50 Crossbred |

761 1___ 100 Junior Doe, less than 6 months old, born after March 1 of the current year

761 1___ 110 Senior Doe, more than 6 months old, born before March 1 of the current year

761 1___ 120 Junior Buck, less than 6 months old, born after March 1 of the current year

761 1___ 130 Senior Buck, more than 6 months old, born before March 1 of the current year

MARKET RABBITS

1. To be judged on conformation, condition, and uniformity. All breeds will compete together.
2. Possession date is July 1, 2026.

761 300 020 Pen of Three Fryers, 4 to 5½ pounds each, 80 days old or younger

761 300 040 Pen of Three Roasters, over 5½ to 7½ pounds each, 81 to 100 days old

RABBIT PRODUCTION

761 200 000 Doe, with production records, must have kindled in the current 4-H year

RABBIT SHOWMANSHIP

761 500 000 Rabbit Showmanship, Novice
(1st year in livestock 4-H Juniors only)

761 500 001 Rabbit Showmanship, Junior

761 500 002 Rabbit Showmanship, Intermediate

761 500 003 Rabbit Showmanship, Senior

4-H SWINE

Superintendents: Linda Miller & Deb Glover

MARKET SWINE

1. All animals must be owned by the exhibitor.
2. Only **one** entry per exhibitor is allowed.
3. All breeds and crossbreeds will compete together.
4. 4-H and FFA market hogs compete together by weight classification.
5. All rules of the Umatilla County Youth Livestock Auction apply. Market hogs must be tagged on June 6 or 7, 2026, at pre-determined locations.
6. The use of talcum powder, oil, or other artificial coating will not be allowed in any of the swine classes. (See 4-H/FFA rules).
7. Hogs must not be shaved and must be shown with no less than ½" of hair (see Youth Livestock Auction rules).
8. All barrows must be early castrated.
9. Market hogs must be under 1 year of age at the time of sale.

781 300 000 Market Hog, barrows and gilts weighing 240 to 300 lbs.

SWINE SHOWMANSHIP

781 500 000 Swine Showmanship, Novice
(1st year in livestock 4-H Juniors only)

781 500 001 Swine Showmanship, Junior

781 500 002 Swine Showmanship, Intermediate

781 500 003 Swine Showmanship, Senior

**LOOK FOR US AT THE
2026
UMATILLA COUNTY FAIR
LIVESTOCK AUCTION!**

**MEAT CUTTING &
CUSTOM PROCESSING**

- BEEF • PORK • SHEEP
• WILD GAME PROCESSING • CURING
SMOKING • JERKY • SMOKED SAUSAGE



EASTERN OREGON MOBILE SLAUGHTER
253 Hermiston Ave., Hermiston, OR 97838
(541) 567-2011



**THE POWER OF
Community**



Learn more about how UEC is
helping to power communities at:

UMATILLAELECTRIC.COM

Hermiston Office
750 W. Elm Ave.
Hermiston, OR 97838
(541) 567-6414

Boardman Office
400 N.E. Eldrige Drive
Boardman, OR 97818
(541) 481-2220



240 SW 11th St. Hermiston, OR
541-567-3822
www.lastchancetavernhermiston.com



**OPEN EVERYDAY
7am-Midnight**



2026 UMATILLA COUNTY FAIR BOARD



Names From Left to Right: Moises Lopez, Karra VanFossen, Kelly Burke, Rob Curry, Milo Weaver, Beth Wheeler, Jose Garcia, Steve Wallace, Doug Bennett, Nick Kennedy



UMATILLA COUNTY COMMISSIONERS



Cindy Timmons
Chair



Dan Dorran
Vice Chair



John Shafer
Commissioner

*Umatilla County
Fair Office*

1740 E. Airport Rd.
PO Box 94
Hermiston, OR 97838
541-567-6121

www.umatillacountyfair.com