

2025 Umatilla County Fair Exhibitor's Guide

Cowbells & Carousels

August 6-9, 2025



2025 Umatilla County Fair Sponsors



Thank You

TITLE



WILDHORSE
RESORT & CASINO

DIAMOND



PLATINUM



FREE CHILDREN'S ADMISSION SPONSORS

WEDNESDAY	THURSDAY	FRIDAY	SATURDAY
	<p><i>Patients First. Always!</i></p>	<p>SEEING POSSIBILITIES IN POTATOES</p>	

GOLD SPONSORS



SILVER SPONSORS

First Community Credit Union
Shelco Electric • ClickIT RV
Oxford Suites • Swire Coca Cola
River Point Farms • KOHU/The Q

BRONZE SPONSORS

Sturgeon Electric Company, Inc.
Bank of Eastern Oregon
Inland Tarp & Liner

Table of Contents



General Information

Fair Sponsors	Inside Cover
Table of Contents	1
Wildhorse Stage Entertainment.....	2
Fair Court	4
Special Recognition & Awards.....	6
Les Schwab Stage & Strolling Entertainment.....	7
Admission, Parking, Camping, etc. . .	8
General Fair Information, Parade & Premiums.....	9
Fun Stuff & Kids Camp	9
Pre-Fair Exhibitor's Schedule.....	12
Fair Schedule.....	13
General Rules and Regulations	14-17
Open Class Entry Form	45-46
Jackpot Lamb Contest Entry Form.....	103
Fair Board, County Commissioners, Fair Office	Back Cover

Open Class (*Kids 12 & Under, see "Creative Kids"*)

Beef.....	18
Sheep & Wool.....	19
Jackpot Lamb Contest Rules (<i>Entry form on pg. 103</i>)	20
Goats.....	20-21
Small Animals - Poultry	22
Small Animals - Other Birds	23
Small Animals - Rabbits.....	23
Small Animals - Cavies and Furry Critters	23-24
Pee Wee Showmanship.....	24
Horticulture - Land Produce	24-26
Floriculture.....	26-28
Alfalfa Hay King Contest	28
Home Ec General Rules	29
Fine Arts (<i>Drawing, Painting, etc.</i>).....	29-30
Creative Arts (<i>Hobbies & Handcrafts</i>)	31-32
Photography	33
Textiles & Needlecraft	33-35
Clothing	35-37
Baked Foods	37-39
Food Preservation	39-41
Creative Kids (Up to 12 years of age)	41-43
Open Class Entry Form	45-46

FFA

FFA Score Sheet for Outstanding Livestock Exhibitor.....	47-48
FFA - Showmanship, Herdsmanship & Record Books.....	49-50
FFA - Beef, Goats & Swine	50-51
FFA - Sheep	51
FFA - Poultry, Rabbits & Pigeons	51
FFA - Ag Mechanics.....	52
FFA - Livestock Judging.....	53
FFA - Land Produce	53
FFA - Commercial Truck Crops	54
FFA Award Sponsors.....	56

4-H

4-H General Rules	58
4-H Cloverbuds.....	59
4-H Celebrate Our World.....	59
4-H Communications Department	60
Audio Production.....	60
Creative Writing	61
Educational Displays.....	62
Graphic Design	62
Nonfiction Writing & Publications.....	63
Videography & Cinematography.....	63
4-H Expressive Arts Department.....	64
Art.....	64
Cake Decorating.....	65
Crocheting.....	66
Fiber Arts	67
Knitting.....	68
Leathercraft.....	69
Performing Arts	69
Photography.....	70
4-H Family & Consumer Science Department.....	71
Business/Entrepreneur.....	71
Clothing.....	72
Food And Nutrition	74
Food Preservation.....	77
Interior Design	78
4-H Horticulture Department	78
Container Gardening	78
Flowers & Ornamentals.....	79
Herbs	80
Vegetables.....	81
4-H Industrial Arts Department	81
Welding.....	82
Wood Science	82
4-H Natural Science Department	82
Aquatic Education & Sportfishing.....	82
Conservation	84
Entomology.....	84
Forestry.....	86
Geology.....	86
Honeybees.....	87
Marine Science.....	87
Outdoor Science.....	87
4-H STEM Department.....	87
Aerospace	87
Computer Science	88
Electricity.....	90
Engineering Design.....	91
Robotics.....	91
Science	92
4-H Livestock Department.....	93
Judging Contests	94
Beef	94
Dairy Cattle.....	95
Goat.....	95
Sheep.....	97
Small Animals	98
Swine	101


Visit

www.umatillacountyfair.net
to register online



WAYLON WYATT

WEDNESDAY, AUGUST 6TH • 9:00 PM



CHASE MATTHEW

THURSDAY
AUG. 7TH
9:00PM



UMATILLA COUNTY FAIR



Friday August 8th • 9pm
UMATILLA COUNTY FAIR



ON SALE NOW ONLINE & AT THE FAIR OFFICE

LATINO NIGHT

SATURDAY, AUGUST 9TH • 7:00 PM



Katie Skillman
PHOTOGRAPHY

WILDHORSE FAMILY FUNPLEX

A GAME CHANGER FOR THE WHOLE FAMILY



- 24 Lane Bowling Center with two Private Party Rooms
- Arcade - Over 30 Games
- Delicious Food Court and Sweet Shop
- Five Screen Cineplex featuring Dolby Atmos® Sound
- Children's Entertainment Center



DOWNLOAD OUR APP!

Book hotel rooms, purchase event tickets and MORE!
Plus, find everything APPening at Wildhorse!



CASINO • HOTEL • GOLF • RV • DINING • FUNPLEX
800.654.9453 • Pendleton, OR I-84 Exit 216 • wildhorseresort.com 


WILDHORSE
RESORT & CASINO
05886.TT.04.24

2025 Umatilla County Fair Court



Princess Keegin Keely

Participating in the Umatilla County Fair runs in Princess Keegin's blood. Her grandfather is a past fair board director and her grandparents, UCF Grand Marshals. Her father and uncle both showed livestock while in 4-H & FFA. As she continued in their footsteps through 4-H & FFA, she also had hopes of becoming a UCF Princess. Keegin shines in leadership roles as she has served as chair of the Educational Activities Committee and Treasurer of her FFA chapter. When Keegin isn't busy working or with FFA, she enjoys other community outreach programs such as visiting elementary school classes and helping to teach them about agriculture. Keegin's aspirations don't stop there as she hopes to become a therapist and advocate for those that are struggling. Keegin always has a smile on her face and even received the Miss Smiley Award. We are very excited to have Keegin on the Fair Court this year and can't wait to see what wonderful things she brings to the UCF.



Princess Jaelie Ruiz

Princess Jaelie has attended the UCF for as long as she can remember. Jaelie grew up watching the fair court princesses and has always admired how they represent themselves and the fair. Jaelie has always known she would be a great fit for the Fair Court with her positive energy, integrity, compassion and respect. Jaelie holds herself to the highest standard as evident by the many academic awards she has received in reading and math. She has also completed college level courses while attending high school. Her leadership skills have stood out as Cheer Captain at her previous high school. When she is not working hard on her academics she enjoys photography, camping, riding dirt bikes, fruit picking, hiking and playing soccer. She is also a part of the Fellow Christian Athlete and Key Club. Jaelie plans on graduating high school with her associates degree and continuing her education at University of Tennessee, majoring in Psychology and Criminology. We can't wait to see what this young lady's future has in store.



Princess Sarah Sepulveda

Princess Sarah has shown swine in 4-H at the UCF for seven years. She has worked hard in school, earning a 4.0 GPA and participating in a teaching academy through Eastern Oregon University. Sarah is active in soccer, and loves to pursue leadership opportunities such as becoming soccer captain. By becoming soccer captain, she has been able to motivate her team and encourage collaboration. She has also mentored younger players in kids' soccer church camp, organizing drills and creating a positive environment for learning. Sarah enjoys all aspects of teaching and hopes to attend Eastern Oregon University after high school to become a high school science teacher. Sarah looks forward to the community engagement and local events she will be able to participate in while representing the Umatilla County Fair. We too look forward to having this young lady on the Fair Court.



Visiting Royalty Night
Wednesday, Aug. 6th

Autographs by the **Umatilla County Fair Court**
and Surrounding Area Royalty
7:30pm-8:30pm @ Wildhorse Concert Area

MEET & GREET & AUTOGRAPHS
Umatilla County Fair Court
Aug 6-9th 3:00pm @ Event Center



Don't get sidelined by pain.



YOU DON'T HAVE TO LIVE WITH PAIN

Our expert orthopedic team is here to help you get back to an active, pain-free life. We are dedicated to providing the most advanced orthopedic treatments available, including Mako robot-assisted surgical procedures, allowing for precise joint replacements, faster recovery, and reduced overall health costs.

Good Shepherd Orthopedics specializes in:

- General Orthopedics
- Sports Medicine
- Joint Replacements
- Mako Robotic Surgery for Joint Replacements
- Foot and Ankle Care
- Hand Surgery
- Arthroscopy
- Workers' Compensation Injuries

**GOOD SHEPHERD
ORTHOPEDICS**

1122 W Elm Ave.
Hermiston, OR, 97838

541.289.7075

MEET OUR PHYSICIANS



Patrick Dawson, MD
Orthopedic Surgeon



Tamara Simpson, MD
Orthopedic Surgeon



Matthew Thompson, MD
Orthopedic Surgeon



Zhiqing Xing, MD
Orthopedic Surgeon



Kyle Duncan, DPM
Podiatrist



Trey Rigert, MD
Physiatrist



James Whittum, MD
Orthopedic Surgeon

2025 Umatilla County Fair Recognition



Photos by Katie Skillman Photography

Each January the Umatilla County Fair Board takes the time to thank their volunteers, sponsors and supporters during their annual Fair Appreciation dinner. Emceed by Marty Campbell, the highlight of the evening was the recognition and awards given to those unexpected and yet so deserving recipients.

2025 UCF GRAND MARSHALS



Steve & Joni Anderson

FEMALE VOLUNTEER OF THE YEAR



Alecia Funk

MALE VOLUNTEER OF THE YEAR



Tony Sepulveda

SPECIAL FAIR BOARD RECOGNITION



St. Anthony's Hospital

2024 BUSINESS PARTNER OF THE YEAR



Amazon Web Services

OUTGOING 2024 UCF COURT PRINCESSES



*Pictured left to right: Katie Hennings, Cheyanne Lancaster, Catherine Doherty & Hailey Loiland
Photo by The Sweet Life Photography*





LIVE ENTERTAINMENT

Find them... **STROLLING ON THE FAIRGROUNDS**
OR ON THE LES SCHWAB STAGE



Wagon of Whimsy

Balloon animals, magic tricks, trivia and team games, the Wagon of Whimsy can be found strolling throughout the fairgrounds!



The Physical Comedy of Bill Robinson

Using his rubber-like face, elastic body and limitless energy, Bill Robinson transports audiences to a zany, unpredictable and hilarious world.



Leapin' Louie & Slim the 9ft Cowboy

Leapin' Louie is a master of trick roping, fancy whip cracking, juggling, and unicycling; a virtuoso of new vaudeville and alternative circus.



Heather Pearl

Stilt entertainer, Heather Pearl, can entertain any age with her agile dancing, humorous improvisation and ability to perform juggling, magic and other skills over 8 feet high!


COME WATCH THE FLYING DOG SHOW DAILY AT 12PM, 4PM, & 7PM



KEEN



K9KINGS
FLYING DOG SHOW



FIND THE DUCKS!

Rubber ducks will be hidden each day for fair goers to find! We encourage fair goers to take pictures and tag the fair with their cute duck finding pictures! Don't forget to keep an eye out for Sherlocky Ducky who will be making an appearance to pass out more duckies, take photos and who knows, maybe even start a duck parade!

Turn your duck into the Fair Office by 7pm each day to be entered into a drawing for a \$100 Visa Gift Card! A winner will be announced after 7pm each day! Limit 5 entries per person per day.

UCF ADMISSION, PARKING, CAMPING, ETC...

Aug. 6-9, 2025 | 1705 E Airport Rd. Hermiston, OR 97838

www.umatillacountyfair.net

THE INFO ON THIS PAGE IS FOR THE FAIR ONLY.

FOR RODEO INFORMATION PLEASE VISIT FARMCITYPRORODEO.COM or call the FCPR at 541-567-8500

FAIR HOURS: 10:00AM TO MIDNIGHT (subject to change)

Saturday-Fair Closes at 1:00 AM

Early entry @ Livestock Gate 7:00 AM at S. Ott Rd. Entrance

Indoor Exhibit Hall (Event Center) hours 10am-9pm

Outdoor Vendors 11am - Midnight

Vendor staff may enter at 7:00am. Passes required.

(Outdoor Vendor access Gate 3 & Indoor Vendors thru Gate 2)

Barn Hours: 5:00am - 10:00pm

Gate admission required for entry & re-entry at ALL gates. General admission may be purchased on UCF website or at the fair office.

REGULAR FAIR ADMISSION PRICING

(All fair admission tickets include access to general concert seating for main stage shows with the exception of the Saturday concert)

***Adults (11+) Single Day Admission \$12**

***Children ages 10 & under FREE!**

***Season Passes (all 4 days of Fair)**

***Adults (11+) \$36**

LIVESTOCK EXHIBITORS & YOUTH LIVESTOCK AUCTION

PARTICIPANTS, please inform your guests & buyers that Saturday, August 9th, they can enter through the North East gate off of South Ott Rd. prior to the sale (buyer pass or other fair admission required for entry). Parking will be \$5 per vehicle without buyer pass or season parking pass.

EXHIBITORS

For Open Class and FFA ONLINE entries, visit:

www.umatillacountyfair.net

***Open Class Registration deadline 5:00 P.M. July 15th.**

***Open Class Entry Check-in Sun. Aug. 3rd and pick up Sun. Aug. 10th**

***Livestock received Mon. Aug. 4th See "General Rules" & your department for weigh-in times and details.**

***4-H exhibitors please see your 4-H Club Volunteer or call the OSU Umatilla County Extension office at 541-278-5404**

***FFA exhibitors please see your Advisors for more info.**

Exhibitor Passes (available at the Fair Office only):

***4-H/FFA Leader/Exhibitor Season passes \$15** (must be on the list provided by the 4-H and FFA Offices to receive discounted passes.)

***4-H/FFA Parent season passes limit 2 per FAMILY \$25 each**

***Open Class Exhibitor Season pass \$25**

(Available on, or after Sun. Aug. 3rd with pink copy of entry tag.

Limit one per exhibitor.)

PARKING

***Single Day Parking- \$5.00** (no re-entry), available at Fair Office, Box Office, or on-site. **CASH ONLY ON-SITE.**

PARKING PASSES NOT SOLD ONLINE.

Season Parking Passes \$20 (Allows re-entry all week). **Season parking only available for purchase at Fair Office.**

Peak hours 7pm-10pm please plan accordingly.

Main entrance E. Airport Rd. | Livestock entrance S. Ott Rd, NE of the fairgrounds. **Placard required for HANDICAPPED PARKING.**

CARNIVAL

2:00 PM TO CLOSE W-F & NOON TO CLOSE ON SATURDAY

Carnival Armbands **PRE-SALE discount until Aug. 5th \$32**

Unlimited rides any 1 day

Carnival Armbands (After Aug. 5th) \$40

Armbands are non-transferable & non-refundable.

Rides take 1 ticket per person, per ride.

Individual Tickets: \$7.00 per Ride

5 Rides for \$30.00 (\$6.00 ea.)

Individual Tickets available at Carnival Ticket Booths Only

Tickets cannot be replaced or refunded.

Some attractions have height & open toe show restrictions and safety rules.

CONCERT SERIES-WILDHORSE MAIN STAGE

Free bleacher seating is limited. Visit UCF website to purchase tickets online for the Fan Pit, General Seating & VIP Tables. Concert tickets **do not include** Fair Admission except for Saturday's pre-sale tickets.

Wed. 8/9- Waylon Wyatt

Thur. 8/10-Chase Matthew

Fri. 8/11- Better Than Ezra

Sat. 8/12- Latino Night! Bands TBA

All tickets are non-refundable.

Concerts begin at 9:00 PM

Saturday's Latino Night will begin at 7:00 PM

DJ, Dancing & Live Music before & after concerts @ the Barley Barn, East of the Outdoor Vendor area!

CAMPING (APPLICATION DEADLINE JULY 15TH)

Spaces are limited and preference is given to livestock exhibitors living outside of a 20-mile radius of the fairgrounds.

Camping applications must be filled out electronically on UCF website. Water hook-ups provided with power spaces. 30amp & 50amp spaces available for additional cost (spaces limited).

30 AMP service \$125 | 50 AMP \$175 | Dry \$75

Falsifying power requirements to be near friends/club members will result in removal of camper and disqualification of future camping applications.

Dry camping located East of Swine Barn, inside the Fence line. Dry Camping includes water hook-ups.

EXHIBITOR CAMPING PRICE INCLUDES

one free SEASON PARKING pass.

SATURDAY, AUG 2ND - MONDAY, AUG 4TH, vehicles will only be allowed inside the fairgrounds to drop-off or pick-up supplies or animals. No unattended vehicles allowed. **After Monday, all vehicles must be parked in designated parking lots with parking pass visible, no vehicles inside grounds.**

*Daily trailer sewer pump tickets can be pre-purchased at the Fair Office in July. Purchaser will need to provide the **name of the person who applied for the camping spot to purchase.**

Umatilla County Fair General Information & Activities

FAIR OFFICE HOURS

Normal Business Hours:

M-F 8:00am - 12:00pm & 1:00pm - 5:00pm

Fair Time Office Hours:

Aug. 2 8:00am - 3:00pm

Aug. 3-4 8:00am - 5:00pm

Aug. 5-9 7:00am - 7:00pm

Aug. 10 7:00am - NOON (Fairgrounds closed at noon)

PARADE

UCF Kick-Off Parade

Saturday, Aug. 3rd at 6:30pm

SPONSORED BY:

Banner Bank

Entry Deadline - July 15th

ENTER ONLINE www.umatillacountyfair.net

2025 Theme: Cowbells & Carousels

OPEN CLASS PREMIUMS

Open class premiums will be paid at the Event Center Lobby box office window Sat. Aug. 9th 2:00pm - 4:00pm & Sun. Aug. 10th 8:00am - 12:00pm.

After Aug. 10th, unclaimed premiums under \$10 will be reabsorbed into the Fair's General Fund.

Unclaimed premiums \$10 or higher will be paid via County check and mailed to the exhibitor.



BONNEY'S
Ag & Auto Repair
Children's Tractor Pull
Bonney's Ag Booth
Ages 4-11
Sign up at Bonney's Ag Store in Hermiston,
or at their Fair Booth. Space is limited.
Thursday, August 7th
@ 7:00pm



NEW!
TALENT SHOW
Thursday, Aug. 7th
@ 3:00pm
Les Schwab Stage
Local acts from all over Umatilla County!
Youth & Adult Categories
Applications Due by July 15th



Family Health Associates
Fun @ The Fair
Kids Camp Performance
Les Schwab Stage
Register Online
www.umatillacountyfair.net
Friday, August 8th
@ 3:00pm



KOHU 1360 AM THE Q 93.7 FM
Cutest Baby Contest
Les Schwab Stage
Newborn to 18 months
Registration begins at end of July @
The Next Chapter Bookstore in Hermiston
Saturday, August 9th
@ 11:00am



PRIZES
1st Place \$500
Sponsored by:
Good Shepherd Health Care System
2nd Place \$300
Sponsored by: Nutrien
3rd Place \$100
Sponsored by:
His Design Thrift Store
Register Online!
www.umatillacountyfair.net



Walchli Watermelon Seed
Spitting Contest
Les Schwab Stage
Saturday, August 9th
@ 2:00pm
WALCHLI
Hermiston Melon Co.
SEEDED WATERMELON
PLU #4031
Product of USA



FARM-CITY PRO RODEO/ ELMER'S IRRIGATION YOUTH AND AG NIGHT

Thursday, August 7, 2025

*Teams consisting of two FFA members throughout the county compete in the "calf dressing" competition for bragging rights amongst FFA Chapters.

Winning chapter will receive \$1,000
courtesy of Elmer's Irrigation, Inc.!

Support FFA & 4-H Animal Sale
Saturday, August 9, 2025

sponsored
by:

ELMER'S IRRIGATION, INC.

"Proudly serving and investing in the future of our communities."

80527 Hwy 395 N. • Hermiston • 541-567-5572





HEAVY DUTY TRUCK WRECKING YARD

New & Used Parts
Full Service Truck Shop

Proud Sponsors of the
Umatilla County Fair &
Farm-City Pro Rodeo!



82891 Bud Draper Drive, Umatilla, OR
Toll Free: 866-922-6455
541-922-6455
www.hagermanparts.com

2025 FAIR & EXHIBITORS' SCHEDULE

Updated schedules will be available at the Fair Office and Ticket Booths during Fair

1705 E Airport Rd. Hermiston, OR 97838

PRE-FAIR SCHEDULE

FRIDAY, JUNE 1st (FFA ENTRY DEADLINE)

5:00 P.M. FFA entry deadline. See your Ag Advisor to register.

SATURDAY, JUNE 28TH

8:00 A.M. 4-H Horse Show -Hales Arena (Echo)

SUNDAY, JUNE 29TH

8:00 A.M. 4-H Horse Show -Hales Arena (Echo)

SATURDAY, JULY 12th

8:00 A.M. 4-H Archery Contest – HAREC

TUESDAY, JULY 15th

OPEN CLASS EXHIBITOR, CAMPING, UCF PARADE, & TALENT SHOW REGISTRATION DEADLINE.

4-H online entries due. See 4-H General Rules for details.

9:00 A.M. 4-H Food Preparation Contest-EOTEC

9:00 A.M. 4-H Presentation Contest-EOTEC

WEDNESDAY, JULY 16th

9:00 A.M. 4-H Food Preparation Contest-EOTEC

9:00 A.M. 4-H Presentation Contest-EOTEC

9:00 A.M. 4-H Fashion Revue Contest - EOTEC

2:00 P.M. 4-H Table Setting Contest- EOTEC

7:00 P.M. 4-H Public Fashion Revue - EOTEC

THURSDAY, JULY 17TH

9:00 A.M. 4-H Cupcake Wars – EOTEC

TUESDAY, JULY 22nd

5:00 P.M. 4-H Rifle Contest - Pendleton Police Department Gun Range

WEDNESDAY, JULY 23rd

9:00 A.M. 4-H Dog Show - EOTEC

SATURDAY, JULY 26th

8:00 A.M. 4-H and FFA Exhibitor SET-UP DAY- Fairgrounds

TUESDAY, JULY 30th

6:00 P.M. 4-H Shotgun Contest – Hermiston Gun Club

SATURDAY, AUGUST 2nd

8:00 A.M. – 3:00 P.M. UCF Exhibitor Camping Move-In

6:30 P.M. 2025 Umatilla County Fair Kick-Off Parade

Theme - “Cowbells & Carousels”

Brought to you by Banner Bank

SUNDAY, AUGUST 3rd (RECEIVE ALL UCF STATIC EXHIBITS)

8:00 A.M.- 5:00 P.M. Receive Open Class Exhibits:

Horticulture, Arts, Home-Ec, Creative Kids-EOTEC

8:00 A.M.-5:00 P.M. Receive FFA Land Produce and Ag Mechanics- EOTEC

***(Open Class Exhibitors Can Purchase Discounted Season Passes with the Pink Copy of Entry Tag) @ Ticket Window**

1:00 P.M.-5:00 P.M. Receive 4-H static exhibits

(Communications, Expressive Arts, FCS, Horticulture, STEM, Industrial Arts, Natural Science and Cloverbud)- EOTEC

MONDAY, AUGUST 4th

Fairground activities and foot traffic will be restricted to the camping and barn areas until the official start of fair on Wednesday. There will be NO PARKING inside the fairgrounds unless you are dropping off animals or supplies at campers. Vehicles must not be left unattended and must be moved immediately after unloading.

All Day until 7:00pm Hay King Entries Received

7:00 A.M.- 12 Noon & 5:00 P.M. – 8:00 P.M. Receive All Livestock and Small Animals; Weigh Market Animals: SCALES CLOSED Noon to – 5:00 p.m.

8:00 A.M. until finished- Open Class Static and 4-H Static Exhibits Judged- (Event Center Closed for Judging)

TUESDAY, AUGUST 5th

Livestock exhibitors enter off of S. Ott Rd. for parking.

Fairground activities and foot traffic will be restricted to the camping and barn areas until the official start of fair on Wednesday. There will be NO PARKING inside the fairgrounds. Parking allowed in designated lots only with a parking permit.

7:30 A.M. Livestock Exhibitors Meeting-Burns Pavilion

8:30 A.M. First Day of Fun @ the Fair Kids Camp!

(must be pre-registered) **Sponsored by Family Health Associates** (Registration opens June 9th)

8:00 A.M. 4-H/FFA Livestock Judging Contest-Burns Pavilion

11:00 A.M. Cloverbud Show & Tell - **Small Animal Barn**

3:00 P.M. 4-H/FFA Dairy Judging Contest- **Burns Pavilion**

5:00 P.M. FFA Alumni Kick-Off BBQ-Burns Pavilion

★FAIR WEEK SCHEDULE★

WEDNESDAY, AUGUST 6th Free Children's Admission (ages 10 & under) Sponsored by The City of Hermiston

7:30 A.M. Livestock Exhibitors Meeting- **Burns Pavilion**
 8:00 A.M. 4-H/FFA Market Hog Show - **Swine Barn**
 8:00 A.M. 4-H/FFA Market Steer Show - **Burns Pavilion**
 8:30 A.M. 4-H/FFA & Open Class Small Animal Show -**Small Animal Barn**
10:00 A.M. Umatilla County Fair Main gates open to the public
 12:00 P.M. 4-H/FFA Market Goats Show (Followed by Open Class Goats)- **Burns Pavilion**
 12:00 P.M. 4-H/FFA Market Lamb Show – **Burns Pavilion**
2:00 P.M.-Close Carnival Opens-Davis Shows NW
 3:00 P.M. 4-H/FFA Small Animal Judging Contest- **Small Animal Barn**
 ***6:00 P.M. 4-H/FFA Grand Champion Market Animal Selection -All Species- **Burns Pavilion**
 7:45 P.M. Farm City Pro Rodeo begins
9:00 P.M. WAYLON WYATT | Wildhorse Resort & Casino Main Stage

THURSDAY, AUGUST 7th *TOUGH ENOUGH TO WEAR PINK DAY!*

Umatilla County Commissioners' Day | Free Children's Admission (ages 10 & Under) Sponsored by Good Shepherd!

7:00 A.M.-10:00 A.M. Receive Jackpot Lambs- **Burns Pavilion**
 7:30 A.M. Livestock Exhibitors Meeting- **Burns Pavilion**
 8:00 A.M. 4-H/FFA Swine Showmanship-**Swine Barn**
 8:00 A.M. 4-H/FFA Beef Showmanship, immediately followed by Dairy Cattle Showmanship-**Burns Pavilion**
 8:30 A.M. 4-H/FFA Small Animal Showmanship-**Small Animal Barn**
10:00 A.M. Umatilla County Fair Main gates open to the public
 12:00 P.M. 4-H/FFA Goat Showmanship-**Burns Pavilion**
 12:00 P.M. 4-H/FFA Sheep Showmanship-**Burns Pavilion**
 1:00 P.M. 4-H/FFA Small Animal Master Showmanship-**Small Animal Barn**
2:00 P.M. -Close Carnival Opens-Davis Shows NW
 3:00 P.M. UCF Talent Show – **Les Schwab Stage**
 7:00 P.M. Bonney's Ag & Auto Children's Tractor Pull ages 4-11 – Signup at **Bonney's Ag & Auto Booth**
 7:45 P.M. Farm City Pro Rodeo begins
9:00 P.M. CHASE MATTHEW | Wildhorse Resort & Casino Main Stage

FRYday, AUGUST 8th Free Children's Fair Admission (ages 10 & under) Sponsored by Lamb Weston!

7:30 A.M. Livestock Exhibitors Meeting- **Burns Pavilion**
 8:00 A.M. 4-H/FFA Dairy Cattle Show, immediately followed by Open Class Dairy Cattle, followed by:
 4-H/FFA Breeding Stock Cattle, followed by Open Class Beef Cattle- **Burns Pavilion**
10:00 A.M. Umatilla County Fair Main gates open to the public
 10:00 A.M. Jackpot Lamb Contest – **Burns Pavilion**
 11:00 A.M. 4-H/FFA Market Swine Photos Taken for Buyer placards – **Swine Barn**
 12:00 P.M. 4-H/FFA Breeding Stock Sheep Show followed Open Class Sheep -**Burns Pavilion**
 12:00 P.M. 4-H/FFA Breeding Stock Goat Show followed Open Class Goat -**Burns Pavilion**
2:00 P.M. -Close Carnival Opens-Davis Shows NW
 3:00 P.M. Fun @ the Fair Day Camp Performance-**Les Schwab Stage**
 6:00 P.M. 4-H/FFA Master Showmanship- **Burns Pavilion**
 7:45 P.M. Farm City Pro Rodeo begins
9:00 P.M. BETTER THAN EZRA | Wildhorse Resort & Casino Main Stage

SATURDAY, AUGUST 9th Wildhorse Resort & Casino Day | Free Children's Admission (ages 10 & Under) Sponsored by:

8:00 A.M. 4-H/FFA Awards Program – **Burns Pavilion** **Roger's Toyota of Hermiston!**
 9:00 A.M. Rascal Rodeo-EOTEC Arena (East of Vendor area)-Participants use main fair entrance.
10:00 A.M. Umatilla County Fair Main gates open to the public
 10:00 A.M. 4-H/FFA Youth Livestock Auction- **Burns Pavilion**
 11:00 A.M. Cutest Baby Contest brought to you by KOHU & The Q- **Les Schwab Stage** (www.gohermiston.com)
12:00 P.M.-Close Carnival Opens- Davis Shows NW
 2:00 P.M. Walchli Watermelon Seed Spitting Contest- Les Schwab Stage
 2:00 P.M. – 4:00 P.M. Open Class Premium Pay-outs -**UCF BOX OFFICE WINDOW (Event Center Lobby)**
 7:45 P.M. Farm City Pro Rodeo begins
7:00 PM Latino Night Concerts begin! | Wildhorse Resort & Casino Main Stage

SUNDAY, AUGUST 10th FAIRGROUNDS CLOSSES AT 12:00 NOON. NO ACCESS AFTER 12:00 P.M.

7:00 A.M.- 10:00 A.M. Livestock Exhibits Released
 8:00 A.M.- 11:00 A.M. 4-H Exhibits Released- **EOTEC**
 8:00 A.M.- 12 Noon Open Class Premium Payouts- **STATIC EXHIBITS MUST BE PICKED UP FROM THE EVENT CENTER**

GENERAL RULES as applied to ALL Exhibitors, Participants, Vendors, Staff & Volunteers

****Waterfowl will be accepted at the 2025 UCF as of the publishing date of this book; however, this decision is subject to change at any time at the discretion of the State Veterinarian, local veterinarian and/or UCF Directors****

The Umatilla County Fair (UCF) is the County's major annual agricultural and industrial exposition and provides educational activities, healthy competition and recognition for the County's youth. The following rules and regulations apply to every exhibitor, vendor and anyone involved with the UCF. Department rules take precedence over General Rules if there may be a conflict.

DISEASE PREVENTION STATEMENT

MICROBES THAT MAY POSE AS A HEALTH RISK FOR INFANTS, YOUNG CHILDREN, SOME ELDERLY AND SOME IMMUNE COMPROMISED INDIVIDUALS CAN BE TRANSFERRED TO HUMANS THROUGH ANIMAL WASTE. UPON ENTERING AREAS WHERE ANIMAL WASTE IS, OR MAY BE PRESENT, PLEASE AVOID HAND TO MOUTH ACTIVITIES. PLEASE WASH HANDS WHEN LEAVING ANIMAL AREAS AND ALWAYS PRIOR TO CONSUMING FOOD.

YOU MAY NOTICE NEW SIGNAGE AND MORE HAND WASHING STATIONS IN AND AROUND THE BARN.

THESE MEASURES ARE PUT IN PLACE BY THE UCF BOARD OF DIRECTORS FOR YOUR SAFETY AND CONVENIENCE.

1. The Fair Board reserves the right to interpret all Fair rules and regulations and to settle all disputes. Any person (exhibitor, concessionaire, etc.) who does not comply with the rules and regulations may be removed from the Fairgrounds at the discretion of the Fair Board.
2. The Fair Board tries to take reasonable precautions to protect articles on exhibit, but will not be responsible for loss or damage.
3. No roving vendors or solicitation whether acting for profit or non-profit, or on his/her own behalf, shall be permitted on the Fairgrounds.
4. Any fundraisers held on the fairgrounds during the fair are required to be pre-approved by the Fair Board.
5. No person who attends the UCF shall consume or have in his/her possession any controlled substance, or alcoholic beverage, unless the alcoholic beverage is obtained from a dually authorized concessionaire at the Fairgrounds and is consumed lawfully within approved areas.
6. **NO PETS ALLOWED.** Only certified service dogs will be allowed on the fairgrounds and must be on a leash at all times. If your certified service dog is recognized as a nuisance in any way, the UCF Board will notify you and your dog must be removed from the fairgrounds. The UCF Board of Directors also reserves the right to require the owner's removal for any mistreatment of a dog.
7. **USE OF TOBACCO PRODUCTS AND SMOKING/VAPING OF ANY KIND IS PROHIBITED AT THE UCF.**
8. **EXHIBITS AND VENDORS:**
 - a) All 4-H exhibits must be removed between 8:00AM and 11:00AM on Sunday August 10th. Livestock must be removed from 7:00 AM- 10:00 AM.
 - b) All Open class exhibits must be removed by 12:00 NOON on Sunday August 10th. Livestock must be removed from 7:00 AM- 10:00 AM.
 - c) 4-H items left after 11:00AM and Open Class items left after 12:00 NOON on Sunday, will be disposed of. Exhibits shall NOT be removed from the Fair before Sunday.
 - d) **VENDORS** who tear-down BEFORE Sunday, without management approval, will automatically forfeit their deposit.
9. At the discretion of the Fair Board, items deemed offensive or dangerous will not be displayed or permitted on the grounds.
10. Each exhibitor will be responsible for entering their exhibits into the proper Department, Division and Class. Items or exhibits entered incorrectly will not be judged. Please refer to your section of the Exhibitor's Guide for details.
11. Every exhibit must be entered in the name of the owner, maker or grower.
12. The livestock superintendents have the authority to break down and/or combine department classifications in order to best facilitate the show as well as splitting classes for judging due to a large number of entries. When it comes to 4-H/FFA Showmanship classes being altered, superintendent should coordinate with 4-H administration and/or FFA Overall Advisor.
13. Premiums and ribbons are not awarded to all exhibits or entries.
14. No person shall be allowed, under any circumstances, to interfere with the judge or judges during their adjudication. **EXHIBITORS ARE NOT ALLOWED IN EXHIBIT HALLS DURING JUDGING.** The judge's decision shall be final.
15. Each superintendent under the direction of UCF Directors and/or Management, shall have the full charge of their department w/ the exception of 4-H/FFA State Guidelines.
16. Camping will be permitted in designated camping areas only. Camping applications must be pre-approved via online submittal.
17. Failure to follow all rules listed in the Exhibitor's Guide may result in forfeiture of all premiums and/or disqualification.
18. During Fair week and through the official close of Fair, vehicles will only be allowed on the designated areas. Proper parking ticket or hang-tag must be displayed at all times. Vehicles parked or left in unauthorized areas, or who fail to display proper parking credentials will be towed at owner's expense.
19. **LIVESTOCK ENTRIES (Open class, 4-H & FFA)**

Inspecting Veterinarian – Hermiston Veterinary Clinic

 - a) All Open Class Livestock entries will be received while pen space is available. Pre-registration is required for all Open Class exhibitors by July 15.
 - b) 4-H and FFA Exhibitors, please refer to the 4-H and FFA sections of this book for program specific rules.
 - c) Livestock exhibits will be released between 7:00AM and 10:00AM on Sunday, August 10th.
 - d) Registration Requirements: Purebred livestock must be accompanied by a certificate of registration, duly certified by the recognized registry of that particular breed or certified pedigree should be kept available in case the judge should call for them in the show ring.
 - e) **ALL ANIMALS** are subject to inspection by the attending veterinarian upon admission to the Fairgrounds. No animal shall be admitted or allowed to remain on the grounds when exhibiting evidence of infection or contagious disease or any unsightly condition such as warts, ringworm, pinkeye, strangles, contagious ecthyma, scabies, lice, mites, ticks, fleas, etc. Directors and/or Manager reserves the right to require health inspection, diagnostic tests, treatment and/or disease control measures or procedures which become necessary in emergencies, at the owner's expense. It will be the veterinarian's decision if there is any question about the health of the animal. Animals NOT passing health inspection by the veterinarian must be **IMMEDIATELY** removed from the grounds.
 - f) All non-market sheep and goats will be required to have a SCRAPIE tag and/or tattoo.
 - g) **OUT OF STATE** livestock or poultry must comply with Oregon interstate requirements as to official health certificates, permits, inoculations and tests. These documents are to be presented to the Fair veterinarians when required.
 - h) Exhibitors must, at all times, keep their stalls or pens and aisles in good, neat condition. Shavings or other suitable bedding will be provided for beef, swine, sheep and goats. If provided bedding is depleted, exhibitors will be required to provide their own Fair Board approved bedding.
 - i) Exhibitors must furnish feed and care for their own livestock. All pens and stalls must be cleaned by 8:00AM and kept clean until 8:00PM each day. All exhibitors must conduct a final cleanup by 10:00AM on Sunday, August 10th. Pens and stalls must be cleaned of all bedding and the bedding hauled to the appropriate

place as designated by the Fair. Premiums will be withheld if this rule is violated.

- j) Except while showing, all livestock will be confined to their pens or stalls, or at the wash rack or fitting areas. Animals are restricted to the barn areas only.
- k) Admission and parking passes will be available in the Fair Office and will be required for entry & re-entry on opening day (Wed. of Fair). ADMITTANCE WILL NOT BE ALLOWED WITHOUT THE PROPER PASSES DURING FAIR.
- l) During Fair week and through the official close of Fair, vehicles will only be allowed in designated areas of the fairgrounds and must display a parking pass.
- m) 4-H and FFA Exhibitors are required to continue the care of their market animal through 9:00PM on Saturday night, despite the transfer of ownership that takes place at the time of the sale.

20. UCF ANIMAL WELFARE POLICY

The UCF is committed to upholding the welfare of animals as a primary consideration in all activities, as well as:

- a) Requiring that animals be treated with kindness, respect and compassion
- b) Ensuring that owners, trainers and exhibitors use responsible care in handling, transporting and exhibiting their animals.
- c) Providing for the continuous well-being of animals through proper feeding, disease prevention, sanitation and attention to their safety.
- d) Supporting scientific research to improve the health, safety and well-being of livestock.

21. UCF ANIMAL HEALTH PRODUCT USAGE POLICY

The UCF is committed to the production of safe, wholesale food products. Therefore, livestock will be disqualified if they show any evidence of the use of unapproved animal health products or the improper use of approved animal health products. UCF Directors and/or Management reserves the right to use appropriate tests to detect violations of this policy.

22. UCF UNMANAGEABLE ANIMAL POLICY

An unmanageable animal may be requested to leave the show. Exhibitors of questionable beef and dairy animals will be required to lead their animals to a prescribed distance. The department superintendent, Fair Board member and the respective 4-H staff or FFA advisor will make any control decisions. Any excused animal is disqualified from the show and sale.

23. CAMPGROUND (application deadline July 15th – available **ONLINE ONLY**: www.umatillacountyfair.net)

Camping logistics are subject to change as an attempt to improve each year. The UCF website will have the most up to date information.

CAMPERS WHO FALSIFY THEIR POWER REQUIREMENTS ON THE APPLICATION IN ORDER TO BE PLACED NEAR THEIR FRIENDS, WILL NOT BE ACCEPTED

- a) UCF Camping Applications are located on the fair website and are submitted and paid for electronically. The application is not a guarantee of acceptance. Preference is given to exhibitors that house their animals a distance greater than 20 miles from the fairgrounds.
- b) Due to limited space, some applicants will be denied or asked to move to dry camping. If a refund is due; Umatilla County will refund to the card charged or issue a refund check to the address on the application.
- c) Final approval of camping applications typically happens the last week of July when all requests have been received and available space has been determined.
- d) Exhibitors may not camp on the grounds unless accompanied by a parent or approved adult chaperone. All units must have an adult present and responsible for the occupants. All camp units are required to remain on the grounds until Sunday morning following fair.
- e) Unless otherwise notified by the Camping Director, Exhibitor Campers may not be placed on the grounds prior to Saturday Aug. 3rd unless prior permission has been granted through the Fair Office. Campers must move in on Aug. 2nd, 2025. Questions may be addressed by emailing fair@umatillacounty.gov or by calling the Fair Office at 541-567-6121.
- f) ALL CAMPERS, STAFF, VOLUNTEERS, EXHIBITORS AND PARENTS ARE REQUIRED TO SHOW FAIR ENTRY CREDENTIALS (TICKETS OR PASSES) AT ALL GATES WHEN ENTERING OR RE-ENTERING THE FAIRGROUNDS BEGINNING ON TUESDAY OF FAIR WEEK.
- g) Complete rules are located on the UCF Camping Application.

24. 4-H/FFA RULES (4-H and FFA Set up Day at the fairgrounds is July 26th, 2025)

- a) FFA Chapter Advisor, 4-H Club Volunteer, parent or an official designated chaperone must accompany all livestock exhibitors. Officially designated replacements must be listed in the 4-H and FFA offices. Members not so accompanied will not be allowed to show.
- b) All 4-H entries must be submitted to ShoWorks online by end of day Tuesday, **July 15, 2025**.
- c) FFA entries are due by **June 1, 2025** entered in ShoWorks. Please see your FFA Advisor to enter. FFA record books are to be handed in to the FFA office at final weigh-in during Fair. All entries must be documented as an official FFA Supervised Occupation Experience Project with an AET Record Book that verifies initiation and management of the entry 60 days prior to the Fair or by date specified in other Fair rules.
- d) No animals will be received or allowed on the grounds after weigh-in to allow proper check-in of animals.
- e) Any exhibitor violating UCF rules or guilty of undesirable conduct may be penalized by forfeiture of all premiums earned at the discretion of the Directors and/or Management.
- f) 4-H and FFA members must abide by the Memorandum of Understanding between the Oregon 4-H and Oregon FFA.
- g) Premium points will be determined by ribbon placing. Points will not be awarded to market classes. Premium point values will be determined after the Fair, based on total points awarded and money allocated for premiums by the Fair.
- h) Each livestock exhibitor is responsible for having their entry in the ring or designated exhibit area, when class is called or exhibit is judged. Entries not in proper place at time of judging will not be allowed to compete.
- i) Members exhibiting livestock are required to make a Showmanship entry for every species in which they have entered livestock. Members who exhibit livestock and small animals are required to show in a showmanship class for both areas.
- j) Market animals shall be used for Showmanship rather than breeding animals, except for rabbits and poultry. Animals shown for Showmanship must have shown in a conformation class in the exhibitor's name and be properly fitted.
- k) The grand champion showman in Beef, Sheep, Swine, Dairy Cattle, Goat and Horse Showmanship divisions will compete for the Master Showmanship award. If a member wins grand champion in more than one division, the member must choose one division in which to participate. The reserve champion winner will represent the division relinquished by the grand champion winner. There must be at least 5 exhibitors in 3 classes of a division to have a master showmanship representative.
- l) The exhibitor must perform all care and fitting of animals. Involvement of adults must be limited to advising. Fitting and blocking is to be done in the designated fitting area only. Blocking and clipping stands are to be labeled with name of each member, chapter or club.
- m) To be eligible for livestock association special awards, exhibitors must meet the requirements as stated for the award.
- n) When classes are split, only one livestock association special award will be made. The judges must determine and indicate who is to receive the award.
- o) Neck ropes are required for all beef and dairy cattle.
- p) Animals entered in the Fair must be made available for use in the Meat Animal and Dairy Cattle Judging Contest, unless excused by the Superintendent.
- q) The use of talcum powder, oil or other artificial coating will not be allowed in fitting and showing animals in any of the swine classes. Artificial coloring or any artificial means of removing or correcting physical defects of conformation in exhibition animals such as lifting or fitting under skin is prohibited and will be

considered as fraud or deception. All animals showing evidence of such treatment will be barred from exhibition at the Fair. If any animal is found by the official Fair Veterinarian to have been tampered with as previously described, it shall be disqualified from competition. All prize money that has been won at the Fair by the exhibitor on any animal or animals so disqualified will be forfeited. The finding of the Fair Veterinarian as to whether or not any animal has been improperly tampered with shall be final and conclusive. Determining whether artificial coloring has been used will be at the discretion of the Superintendent and the judges. The Fair will not be responsible for the consequences, direct or indirect, of any animal or exhibitor being so disqualified or barred from showing.

- r) Beef, sheep, goats and dairy cattle must be kept in designated areas or in their stalls or pens prior to entering the ring to be judged.

25. OFFICIAL DRESS SHOULD BE WORN AT THE AWARDS PROGRAM

- a) Pictures are taken of award winners that are sent to donors and newspapers. Members should be seen in something other than street clothes.
b) DRESS RIGHT - When you look your best, you do your best!

26. UMATILLA COUNTY FAIR YOUTH LIVESTOCK AUCTION Superintendent-Marie Linnell

- a) Animals entered in market classes must have Country of Origin Labeling (COOL) affidavit, and a health record signed by the exhibitor. Market animals will NOT be allowed across the scales at Fair without these documents in place.
b) All livestock must be owned and in possession of the 4-H or FFA member by the dates listed on the table below. Rabbits and Poultry must be banded and tattooed by May 16, 2025. A mandatory pre-show tagging (weighing is optional) of market steers, hogs, lambs and goats is required. Each exhibitor will be allowed to tag a maximum of 2 animals per species. A visual tag will be used on all four species with an EID tag being used on steers only. All tags will be paid for by the UCF.
c) Steers that are age and source verified that already are tagged with an EID tag will be required to attend the mandatory weigh-in to receive a visual tag. All exhibitors wishing to participate in the AIBAA/Steer of Merit Award must have weighed their steers on March 8/9, 2025.

Species	Date	Location	Time
Steers	March 8, 2025	Hermiston - EOTEC	8 a.m.- 10 a.m.
	March 8, 2025	Milton-Freewater - MF Jr. Show Grounds	8 a.m.-until done
	March 9, 2025	Pendleton - BMCC	8 a.m. - 9 a.m.
Lambs, Goats, Hogs	May 31, 2025	Pendleton - Round-Up Pavilion	7 a.m.-8 a.m.
	May 31, 2025	Milton-Freewater - MF Jr. Show Grounds	8 a.m.-until done
	June 1, 2025	Athena - Weston McEwen Land Lab	6 a.m.-until done
	June 1, 2025	Hermiston-EOTEC	7 a.m.- 11:00 a.m.

- d) To be eligible for the auction, exhibitors MUST bring their livestock to one of the designated weigh-in locations (shown above) at the designated time to be officially tagged. All animals must be castrated by the possession date.
e) If exhibitor suffers a loss of a market animal or animal is deemed unusable by the assigned Fair Board livestock liaison, Youth Livestock Sale Superintendent, Umatilla County 4-H Faculty/Staff or Overall FFA Advisor, after pre-show weigh-in and wants to replace it, the exhibitor must notify the Umatilla County 4-H Extension Office (541- 278-5404) or their FFA advisor within 48 hours of the loss. Any replacement animals will require Fair Board approval. **No replacements within 30 days of fair.**
f) Sale animals must meet the following **weight specifications** as they cross the scale at Fair: Steers - 1150 lb. minimum @ show, Swine - 240 to 300 lb. @ show, Lambs - 110 lb. minimum @ show, Goats - 70 to 100 lb. @ show, Fryer Rabbits - 4 to 5½ lb., not over 80 days of age; Roaster Rabbits 5½ to 7½ lb., 81-100 days of age; Fryer Poultry - 4 to 6 lb., under 8 weeks of age, Roaster Poultry - 6+ lb., 8 to 16 weeks of age; Turkeys - 20 lb. minimum, must be this year's hatch.
g) Market hogs must not be shaved and must be shown with no less than ½" of hair.
h) All animals, with the exception of steers, must be under 1 year of age at the time of sale. Market lambs exhibiting their yearling teeth, will not be allowed to sell.
i) All animals are to arrive at the Fairgrounds on Monday, August 4th. Scale hours will be 7 a.m. to 12 p.m. (noon) and 5 p.m. to 8 p.m. The livestock gate and scales will be closed and no animals will be received from 12 noon to 5 p.m. All market animals will be weighed upon arrival, on a first come first serve basis. All animals must remain loaded until their turn at the scale. No animals will be weighed wet or wearing blankets. All animals must be cleaned prior to arrival. Dirty animals will not be weighed. Ear tags must be clean and readable. All lambs must be slick shorn prior to weigh-in. Any animal not meeting the weight requirements may be immediately reweighed ONE TIME after rebalancing the scale.
j) Each exhibitor is eligible to sell one lot of market animals. If an exhibitor exhibits more than one species of market animal, only one species may be sold at the Youth Livestock Auction. The exhibitor must choose which species sells at the auction before 9:00AM Thursday of Fair week.
k) Members must have a stall card for their market animal with ear tag number and current weight displayed.
l) Any discount taken or premium paid by the resale packers will be passed on to the exhibitors.
m) Each member must personally show their sale animal in the appropriate MARKET & SHOWMANSHIP classes, must participate in a LIVESTOCK JUDGING CONTEST and sell in the SALE RING. In cases where requirements cannot be met due to scheduling conflicts between two Fair events (and not conflicts with non-Fair events), the exhibitor must receive pre-approval from the species superintendent, the livestock sale superintendent and a Fair Board member.
n) Sale weight on Beef, Swine, Sheep and Goats will reflect a 3% shrink off of scale weight. All sale lots will be charged a **4% commission**.
o) All exhibitors will care for their market animals through 9:00 PM Saturday night.
p) Transfer of ownership takes place at the time of sale. If an animal for custom kill is condemned in the slaughter process, the final buyer will have the option of accepting the floor price of the animal. The 4-H or FFA seller will assume the loss.
q) The UCF Youth Livestock Auction is a terminal sale. All livestock consigned to the sale must go to slaughter as directed by the Sale Committee. The Sale Committee will cooperate with buyer to arrange for the disposition of all livestock. Every effort will be made to make arrangements that are convenient for the buyer.

29. SALE ORDER:

- a) Species order: Lambs-Goats-Beef-Hogs. Rabbits and Poultry will be between other species.
b) Classes will be grouped into three (3) categories based on weight: light, middle and heavy. The first-place blue ribbon animals from each class will return for the division championship for their respective weight category. The remaining first place blue animals and the second-place blue animal from the Champion's class will be considered for Reserve Champion. The judge will place all animals in the division drive.
c) Selection of Grand and Reserve Grand Champions will be held Wednesday evening. The Grand Champion Drive will consist of the three (3) Division Champions. Once the Grand Champion has been selected the Reserve from that division will be considered for Reserve Grand Champion. After the Grand Champion and Reserve Grand are chosen, the judge will place in order the remaining division winners so that the entire Championship class is placed in order from top to bottom.
d) The Grand Championship class sells first by the order previously mentioned in b (above). The remaining blue-ribbon animals will sell in class order determined by the Championship class. Once the rotation is established, it will be followed until all blue-ribbon animals are placed in order. Red and White ribbon animals will follow the same rotation.

30. THANK YOU NOTES TO BUYERS:

- a) 4-H and FFA youth participating in the Youth Livestock Auction will be required to write "Thank-You" notes to the buyer(s) of their animal as well as to any additional supporters who "added on" to the sale of their animal. **Exhibitors must write the notes themselves unless they have a health condition that prevents their ability to do so.**

- b) A letter will be mailed to each exhibitor one week after fair, showing names and addresses of buyer(s), add-on supporters and a bump amount (if any). **PLEASE READ THE LETTER IN ITS ENTIRETY.** Many checks have been delayed from not reading the information contained in the letter because **some buyers or donors may add-on to your animal after the sale without your knowledge. So please wait until you receive our list of buyers.**
 - c) Blank Thank you notes WILL NOT be available OR turned in at the sale.
 - d) **Photos of addressed & stamped envelopes AND photos of the inside of the cards** can be sent to the fair by emailing ucfthankyou@umatillacounty.gov with the subject "2025 Thank You Card for (exhibitor name)". Pictures need to include each individual thank you note and names of addressees must be visible to ensure all buyers have been completed. Any unapproved notes will need to be resubmitted. Buyer gifts and/or Thank You notes given to buyers at the sale are permitted, but **exhibitors are STILL required** to submit thank you note photos. (Many times, the person at the auction is not the actual business owner and there are donations that you may be unaware of). **YOU WILL NOT RECEIVE YOUR PREMIUM CHECK IF THESE PHOTOS HAVE NOT BEEN RECEIVED.**
 - e) The Fair Office will keep track of completed Thank You notes. **Thank You note photos MUST be received by Friday, Sept. 5, 2025.**
 - f) Checks will NOT be mailed to exhibitors until pictures of the Thank You notes have been received by the Fair Office.
 - g) 4-H clubs and FFA chapters are highly encouraged to send a group "Thank You" (one card from group) to each businesses or individuals who contributed to the **BUMP program** (this is not the same as "add-on" buyers). A list of Bump supporters will be sent to the Pendleton 4-H Extension office and to the Overall FFA Advisor 1 week after fair. Leaders and Advisors are to request the list from them.
- 31. The UCF Livestock Auction fully supports the following:** National Beef Check-Off, National Pork Board and American Lamb Board. Assessments will be collected and remitted to the appropriate program as required on all sale animals.

Photo by Katie Skillman Photography



DEPARTMENT: LIVESTOCK – BEEF

Superintendent: Clint Sexson

Livestock Received: Monday, August 4th

7AM-NOON and 5PM-8PM

Open Class Entries Judged: Friday, August 8th after 4-H/FFA

Barns are not open prior to 5 am & will close at 10 pm

RULES:

1. All entry forms must be submitted either only or at the Fair Office by 5:00PM on July 15th.
2. Entries submitted on paper forms or at fair office are limited to 12 Open Class entries total per person. For more entries, you must register online at www.umatillacountyfair.net
3. Read all General Rules and Regulations.
4. The exhibitor must own all animals.
5. Bulls must have a nose ring when led outside the stall area.
6. No more than two animals per class, per exhibitor.
7. All breeding animals 1 year of age or over, must have sexes represented.
8. All animals must be fitted prior to arrival on Fairgrounds

PREMIUMS	1ST	\$20
	2ND	\$15
	3RD	\$10

DIVISIONS FOR BEEF:

Choose division for each entry:

Angus	Polled Hereford
Brahma	Red Angus
Charolais	Shorthorn
Hereford	Simmental
Limousine	Other Breeds

Classes (01-27):

Class: 01 Jr. Heifer Calf, Under 6 Months

Class: 02 Jr. Heifer Calf, Jan. 1 & Feb. 28 current year

Class: 03 Late Sr. Heifer Calf, Nov. 1 & Dec. 31 last year

Class: 04 Early Sr. Heifer Calf, Sept. 1 & Oct. 31 last year

Class: 05 Late Summer Yearling Heifer, July 1 & Aug. 31, last year.

Class: 06 Early Summer Yearling, May 1 & June 31, last year.

Class: 07 April Jr. Yearling Heifer, April 1 & April 30, last year.

Class: 08 March Jr. Yearling Heifer, March 1 & March 31, last year.

Class: 09 Early Jr. Yearling Heifer, Jan. 1 & Feb. 28, last year.

Class: 10 Sr. Yearling Heifer, 18-23 months.

Class: 11 Cow and Calf

Class: 12 Jr. Bull Calf, under 6 months.

Class: 13 Jr. Bull Calf, calved Jan. 1 & Feb. 28, current year.

Class: 14 Late Jr. Bull Calf, Nov. 1 & Dec. 31, last year.

Class: 15 Early Sr. Calf, Sept. 1 & Oct. 31, last year.

Class: 16 Late Summer Yearling Bull, July 1 & Aug. 31, last year.

Class: 17 Early Summer Yearling Bull, May 1 & June 30, last year.

Class: 18 April Jr. Yearling Bull, April 1 & April 30, last year

Class: 19 March Jr. Yearling Bull, March 1 & March 31, last year.

Class: 20 Early Jr. Yearling Bull, Jan. 1 & Feb. 28, last year.

Class: 21 Sr. Yearling Bull, 18-23 months.

Class: 22 Summer Sr. Yearling Bull, 2 years.

Class: 23 Two-Year-Old Bull.

Class: 24 Get of Sire: four animals by one sire, both sexes are represented.

Class: 25 Jr. Get of Sire: three animals by one sire, both stall area.

Class: 26 Pair of calves: one senior or junior bull calf, one senior or junior heifer calf.

Class: 27 Produce of dam: two animals, any sex, produced by one cow, bred and owned by exhibitor.

DEPARTMENT: LIVESTOCK – DAIRY CATTLE

Superintendent: Staci Loiland

Livestock Received: Monday, August 4th

7AM-NOON and 5PM-8PM

Open Class Entries Judged: Fri., August 8th after 4-H/FFA

Barns are not open prior to 5 am & will close at 10 pm

RULES:

1. All entry forms must be submitted either only or at the Fair Office by 5:00PM on July 15th.
2. Entries submitted on paper forms or at fair office are limited to 12 Open Class entries total per person. For more entries, you must register online at www.umatillacountyfair.net
3. Read all General Rules and Regulations.
4. The exhibitor must own all animals.
5. Bulls must have a nose ring when led outside the stall area.
6. No more than two entries per class, per exhibitor.
7. Superintendent may combine classes with less than five animals in a class.
8. Animals over one year of age must be dehorned.
9. Junior Yearling or younger heifers that have freshened are barred from showing at the Fair. Any female older than senior yearling that has not freshened will not be shown.
10. Must have freshened in the last 12 months and cows over the age of 32 months must have produced a calf carried to maturity. Non-lactating cows must be bred.

PREMIUMS	1ST	\$20
	2ND	\$15
	3RD	\$10

DIVISIONS FOR DAIRY CATTLE:

Choose division for each entry:

Ayrshire	Holstein
Brown Swiss	Jersey
Guernsey	Milking Shorthorn

Classes (01-16):

Class: 01 Bull, under 6 months

Class: 02 Bull, born July 1-Dec. 31, last year

Class: 03 Bull, 18-23 months

Class: 04 Bull, 2 years and older

Class: 05 Heifer, born after January 1, current year.

Class: 06 Heifer, born July 1 to Dec. 31, last year.

Class: 07 Heifer, 18-23 months.

Class: 08 Cows, two years.

Class: 09 Cows, three years.

Class: 10 Cow, four years.

Class: 11 Cows five years.

Class: 12 Jr. Best 3 females - under two years.

Class: 13 Sr. Best 3 females - over two years.

Class: 14 Produce of dam -2 animals, either sex, the produce of one cow.

Class: 15 Dam and daughter

Class: 16 Exhibitor's herd - two females over two years of age.

DEPARTMENT: LIVESTOCK – SHEEP

Superintendent: Jerrie Keely

**Livestock Received: Monday, August 4th
7AM-NOON and 5PM-8PM**

Open Class Entries Judged: Friday, August 8th after 4-H/FFA

Barns are not open prior to 5 am & will close at 10 pm

RULES:

1. All online or paper entry forms must be submitted by 5:00PM on July 15th.
2. Entries submitted on paper forms or at fair office are limited to 12 Open Class entries total per person. For more entries, you must register online at www.umatillacountyfair.net
3. Read all General Rules and Regulations.
4. The exhibitor must own all animals.
5. No more than two (2) entries per exhibitor.
6. Yearlings must not have cut their two-year teeth.
7. Lambs must not have cut their yearling teeth.
8. Only one entry per breeder is allowed.
9. All sheep exhibited must be registered with appropriate breed registry. If animals do not have a breed registry, then they must be shown in the non-registered category.

Exception: Natural Colored Sheep

10. Breed association certificates must be available for superintendent inspection. Breed association ear tags must be in place upon arrival at Fair.

Exception: Natural Colored Sheep

11. Youth (3rd grade and younger) are encouraged to enter Pee Wee Showmanship on Friday.
12. All sheep will be required to have a Scrapie tag and/or tattoo.
13. The same lamb cannot be shown in Open Class and 4-H/FFA Classes.

PREMIUMS	1ST	\$13
	2ND	\$10
	3RD	\$8

DIVISIONS FOR SHEEP:

Choose division for each entry:

Cheviot	Rambouillet
Columbia	Romney
Corriedale	Suffolk
	Texel
Dorset	Non-Registered Breeds
Hampshire	Other Registered Breeds

Classes (01-14):

- Class: 01** Spring Ewe Lamb, under 6 months
Class: 02 Fall Ewe Lamb, 6- 12 months
Class: 03 Pair of ewe lambs
Class: 04 Yearling Ewe, 12-24 months
Class: 05 Pair of yearling ewes
Class: 06 Spring Ram Lamb, under 6 months.
Class: 07 Fall Ram Lamb, 6-12 months
Class: 08 Pair of ram lambs
Class: 09 Yearling ram, 12-24 months
Class: 10 Pair of yearling rams
Class: 11 Flock - 1 ram, 2 ewe lambs, 2 yearling ewes.
Class: 12 Young flock - 1 ram lamb, 2 ewe lambs.
Class: 13 Get-of-sire - 4 animals, either sex from the same sire.
Class: 14 Best Pair - 1 ram, 1 ewe.

DEPARTMENT: LIVESTOCK – SHEEP

INTERBREED COMPETITION

Superintendent: Jerrie Keely

(Does not include Non-Registered) NATURAL COLORED CLASS

All animals may compete for Champion and Reserve Champion placing with that breed.

DIVISIONS FOR SHEEP INTERBREED:

Choose division for each entry:

Jacob – Natural Colored	Romanov – Natural Colored
Karakul – Natural Colored	Shetland – Natural Colored
Navaho – Natural Colored	Other Breeds – Natural Colored

Classes (01-16):

- Class: 01** Junior Ewe Lamb, under 6 months
Class: 02 Senior Ewe Lamb, 6 to 12 months
Class: 03 Pair Ewe Lambs
Class: 04 Yearling Ewe, 12-24 months
Class: 05 Junior Ram Lamb, under 6 months.
Class: 06 Senior Ram Lamb, 6 to 12 months.
Class: 07 Pair Ram Lambs.
Class: 08 Yearling Ram Lamb, 12-24 months.
Class: 09 Get of Sire four animals under two years of age, both sexes represented, all by the same sire.
Class: 10 Wether Lamb
Class: 11 Wether Yearling
Class: 12 Wether 2 year old
Class: 13 Wether 3 year old
Class: 14 Wether Aged
Class: 15 Flock-one Ram less than two years, 2 yearling ewes, and 2 ewe lambs.
Class: 16 Best Pair-both sexes represented

DEPARTMENT: LIVESTOCK – WOOL & FLEECE

Superintendent: Jerrie Keely

**Livestock Received: Monday, August 4th
7AM-NOON and 5PM-8PM**

Open Class Entries Judged: Friday, August 8th after 4-H/FFA

RULES:

1. Entries submitted on paper forms or at fair office are limited to 12 Open Class entries total per person. For more entries, you must register online at www.umatillacountyfair.net
2. All online or paper entry forms must be submitted by 5:00PM on July 15th.
3. Read all General Rules and Regulations.
4. The exhibitor is limited to two fleeces per class.
5. Fleece must be shorn in current year and from animals.
6. Fleece must be tied with paper twine.
7. Fleece must be clean and properly skirted for competition.

DIVISION: WOOL & FLEECE

Classes (01-07):

- Class: 01** Five and a half-60's, 70's, 80's (*Merino, Tracheae, Rambouillet, etc.*)
Class: 02 Three - eighths - 55's to 58's (*Columbia, Corriedale*
Class: 03 Quarter - 50's to 54's (*most meat breeds, Suffolk, Dorset, etc.*)
Class: 04 Low Blood - 40's to 48's (*Romney, Coarse Crossbreeds, etc.*)
Class: 05 Braid - 44's and coarser (*Lincoln, Cotswald, etc.*)
Class: 06 Color - black, gray or brown, anything not white
Class: 07 Other-Wool & Fleece

DEPARTMENT: LIVESTOCK – JACKPOT LAMB

Barns are not open prior to 5 am & will close at 10 pm

Contest is supervised by UCF Board appointed Livestock
Director Micheal Hampton

Superintendent: Nicki Bowen

SPONSORS: Umatilla County Fair Board, CHS Nutrition, Superior Farms, Northwest Farm supply, Smitty's Ace Hardware, Cunningham Sheep Co., Vazza Farms and Skye & Penny Krebs of Krebs Sheep Co., NW Metal Fab, D&B and Robbins Farming

Special thank you to Jim & Karen Lunders and Randy Mills.

How to Enter:

- Online entries: umatil.fairwire.com (do NOT type www) or submit paper entry to Fair Office by Aug. 5th.
- LATE ENTRIES ARE NOT ACCEPTED
- All animals received Thurs., Aug. 7th, 7-10AM
- Enter off of S. Ott Rd. (Northeast of Fairgrounds)
- The jackpot consists of the entry fees and matching sponsor money, after administrative expenses are deducted. Carcass data will be collected during processing.

All entry forms MUST be turned into the **Fair Office** and must be accompanied by a signed W-9 as required by the Umatilla County Finance Dept. W-9s are not filed. They are required to be available for County financial IRS audit purposes. Your W-9 information is how your payment for your lamb and for the contest will be remitted. **If check is to be written to a child, the child's information must be filled out on the W-9.**

RULES:

1. This contest is a terminal contest. All lambs will be purchased and processed by Kalapooia Grass Fed Processing, LLC in Brownsville, OR.
2. Entry fee: \$25 per head (REMIT TO UCF, PAY ONLINE OR IN FAIR OFFICE)
3. Phase A: Live placing – 40% of jackpot
Phase B: Carcass placing – 60% of jackpot
4. Entry limit: 2 lambs, either male or female, any breed or crossbreed.
5. Market lambs will be weighed and ear tagged after arrival.
6. Any lamb found to be a yearling in Phase A or B will be disqualified.
7. Cryptorchid and ram lambs will be disqualified.
8. All lambs entered in Phase A will compete in Phase B.
9. All lambs will be harvested by buyer.
10. Market lambs will be judged according to the board posted in the barn. Handlers will be provided and owners must remain outside of the show ring.
11. The carcass placing will be on an adjusted yield grade. Visit www.umatillacountyfair.net for complete carcass judging criteria listed under "Exhibitors".
12. Jackpot winnings and buyer payment will be paid via check from Umatilla County after carcass data has been received, to addresses on the entry form.

NOTE: Until the palatability and tenderness of Callipyge (heavy muscled) lamb is determined, they will not be accepted for the Jackpot Contest.

Premium: Jackpot Award will be divided as follows:

- A. Live Placing – 40% of the jackpot
- B. Carcass Evaluation – 60% of the jackpot

1 st	50%
2 nd	30%
3 rd	20%

DIVISION: JACKPOT LAMB CONTEST

Class 100: Meat breeds (Suffolk, Hampshire, Texel, etc...)

Class 200: Wool- (will represent at least a 50% fine wool breeding (Rambouillet, Targee, etc...))

JACKPOT LAMB JUDGING CONTEST

Entry Fee: \$10 per person per class (given to Superintendent). Participants will score/place the Jackpot Lamb entries immediately following the live judging on Friday afternoon. The results of the carcass competition will determine the winner based on which participant judged the most accurately. The winner will receive the entire sum of the Judging Contest entry fees. In the case of a tie, the sum will be shared equally. To enter, please pay the Jackpot Superintendent after the live show.

DEPARTMENT: LIVESTOCK – GOATS

Superintendent: Shelley Murstig

Livestock Received: Monday, August 4th
7AM-NOON and 5PM-8PM

Open Class Entries Judged: Wednesday, August 6th after 4-H/FFA

Barns are not open prior to 5 am & will close at 10 pm

RULES:

1. Entries submitted on paper forms or at fair office are limited to 12 Open Class entries total per person. For more entries, you must register online at www.umatillacountyfair.net
2. All online or paper entry forms must be submitted by 5:00PM on July 15th.
3. Read all General Rules and Regulations.
4. No more than 20 goats per exhibitor.
5. The base date is the date the animals are to be judged.
6. A registration or recordation certificate may be required for animals of any age if the show so chooses.
7. Health papers are required for out of state animals.
8. Visible abscesses, ringworm, or sore eyes are not allowed.
9. Animals are required to be fit for show before unloading. Udder clipping is allowed. Animals must be tattooed before entering the show. All goats will be required to have a Scrapie tag and/or tattoo.
10. Horns allowed. Behavioral or safety issues could result in mandatory capping, removal of animal and/or disqualification.

PREMIUMS	1 ST	\$13
	2 ND	\$10
	3 RD	\$8

DIVISION: DAIRY GOAT

(to be shown with a full udder)

CLASS PREFIX FOR DAIRY GOATS:

Choose prefix for each entry:

- | | |
|--------------------|-----------------------|
| (1) Alpine | (6) Saanen |
| (2) La Mancha | (7) Sable |
| (3) Nigerian Dwarf | (8) Toggenburg |
| (4) Nubian | (9) Other Pure Breeds |
| (5) Oberhasli | (10) Crossbreds |

Classes (01-19):

- ☐ **01** Junior Doe Kid, April 1 to June 30, 2025
- ☐ **02** Intermediate Doe Kid, March 1 to March 31, 2025
- ☐ **03** Senior Doe Kid, Jan. 1 to February 29, 2025
- ☐ **04** Dry Yearling Doe, born in 2024
- ☐ **05** Milking Yearling Doe, born in 2024
- ☐ **06** Mature Two Year Old Doe, born in 2023
- ☐ **07** Mature Doe, three years and under five years, born in 2021 or 2022
- ☐ **08** Mature Doe, five years and under seven years, born in 2019 or 2020
- ☐ **09** Aged Doe, seven years and older, born in 2018 or earlier
- ☐ **10** Mature Doe with production records, born before Jan. 1, 2023. Doe to be shown with completed records from last lactation.
- ☐ **11** Dam & Daughter, doe and one offspring owned by same exhibitor.
- ☐ **12** Herd, three female dairy goats owned by the same exhibitor
- ☐ **13** Udder Class, must have been shown in another class, must be in milk and milked the night prior

DIVISION: FIBER GOAT

CLASS PREFIX FOR FIBER GOATS:

Choose prefix for each entry:

- | | |
|--------------|------------------|
| (1) Angora | (4) Other Breeds |
| (2) Cashmere | |
| (3) Pygora | |

Classes (01-07):

- ☐ **01** Junior Wethers under 12 months of age
- ☐ **02** Yearling Wethers: 12-24 months of age
- ☐ **03** Aged Wethers: Over 2 years of age
- ☐ **04** Junior Doe Kid: born after Feb 28, 2025
- ☐ **05** Junior Doe Kid: 6-12 months of age
- ☐ **06** Yearling Doe: 12-24 months of age
- ☐ **07** Aged Doe: Over 2 years of age
- ☐ **08** Dam and Produce, doe and one daughter, owned by same exhibitor
- ☐ **09** Herd, three animals owned by the same exhibitor. Animals must have been shown in one of the above classes. May be three does or two does and a wether.
- ☐ **10** Pair of Doe Kids, bred and owned by the exhibitor; under 1 year of age

DIVISION: MEAT GOAT

CLASS PREFIX FOR MEAT GOATS:

Choose prefix for each entry:

- (1) Meat Goat Commercial (Does)
- (2) Meat Goat Registered Percentages
- (3) Meat Goat Registered Full-bloods

Classes (01-19):

- ☐ **01** Junior Doe: 0-3 months of age
- ☐ **02** Junior Doe: 3-6 months of age
- ☐ **03** Junior Doe: 6-9 months of age
- ☐ **04** Junior Doe: 9-12 months of age
- ☐ **05** Yearling Doe: 12-16 months of age
- ☐ **06** Yearling Doe: 16-20 months of age
- ☐ **07** Yearling Doe: 20-24 months of age
- ☐ **08** Senior Doe: 24-36 months of age
- ☐ **09** Senior Doe: Older than 36 months of age
- ☐ **10** Mature doe with Production Records. Doe to be shown with completed records from last kidding.
- ☐ **11** Dam and Daughter, doe and one offspring owned by the same exhibitor
- ☐ **12** Herd, three female meat goats owned by the same exhibitor

DIVISION: PYGMY GOATS

Standard livestock pens will be provided for Pygmy Goats. It is recommended that exhibitors provide liners to reduce opening size if bringing small kids.

No Prefix needed for this division.

Classes (01-19):

- Class: 01** Junior Doe Kid: March 2 – June 1, 2025
- Class: 02** Junior Doe Kid: Dec 2, 2024 to March 1, 2025
- Class: 03** Junior Doe Kid: Sept 2, to Dec 1, 2024
- Class: 04** Junior Doe (not in milk) Sept 2, 2023 to Sept 1, 2024
- Class: 05** Senior Doe (in milk) Sept 2, 2022 to Sept 2023 (does that have freshened at least once, not necessarily in milk at show time)
- Class: 06** Senior 2-Year-Old Doe: Sept 2, 2022 to Sept 1, 2023
- Class: 07** Senior 3-Year-Old Doe: Sept 1, 2021 to Sept 1, 2022
- Class: 08** Senior 4- and 5-Year-Old Doe: Sept 1, 2019 to Sept 1, 2021
- Class: 09** Senior Over 5-Year-Old Doe: prior to Sept 2, 2019
- Class: 10** Junior Wether up to 6 months, born by June 1, 2025
- Class: 11** Junior Wether, 6 months to 1 year
- Class: 12** Senior Yearling Wether
- Class: 13** Senior 2- & 3-Year-Old Wether
- Class: 14** Senior 4-Year-Old and over Wether

Class: 15 Goat Dam and Produce, doe and one daughter, owned by same exhibitor

Class: 16 Herd, three female pygmy goats owned by the same exhibitor

DEPARTMENT: LIVESTOCK – SMALL ANIMALS

(POULTRY, BIRDS, FOWL, RABBITS & CAVIES)

Superintendent: Alice Dyer

Small Animals Received: Monday, August 4th

7AM-NOON and 5PM-8PM

Open Class Entries Judged: Wed., August 6th, after 4-H/FFA

Barns are not open prior to 5 am & will close at 10 pm

ALL ANIMALS MUST PASS HEALTH CHECK

RULES:

1. Entries submitted on paper forms or at fair office are limited to 12 Open Class entries total per person. For more entries, you must register online at www.umatillacountyfair.net

2. All online or paper entry forms must be submitted by 5:00PM on July 15th.

3. Read all General Rules and Regulations.

4. Exhibitors are allowed 2 entries per class.

5. Exhibitors must provide their own water and feed dishes.

No plastic or paper containers. Feed and water dishes must be securely attached to cages and should be cleaned daily.

6. Exhibitor is responsible for feeding and water every day.

Water must be in front of animals at all times.

7. Stall cards must be complete and displayed properly.

8. Cages, supports, and underneath cages are to be cleaned daily.

9. No visible sales advertisements allowed.

10. Sections 3 & 4 exhibitors must supply own cages.

11. Final Cleanup: Cages and surrounding area is the responsibility of the exhibitor, and must be kept clean throughout the week and thoroughly cleaned at checkout or **premium money will be withheld.**

12. All animals shall be removed by Sunday, 12:00 NOON.

PREMIUMS	1ST	\$3
	2ND	\$2
	3RD	\$1

DIVISION: POULTRY-CHICKEN

Definitions:

American: Plymouth Rocks, Wyandottes, Delawares, Rhode Island Reds, Rhode Island Whites, New Hampshires, Javas, Dominiques, Jersey Giants, Chanticleers, Lamonas and Buckeye Hollands.

Asiatic: Brahmas, Cochins and Langshans.

English: Ossrpington, Cornish, Sussex, Australorps, Dorkings and Redcaps.

Mediterranean: Leghorns, Minorcas, Spanish, Andalusians, Anconas, Buttercups and Catalanas.

Continental: Hamburg's, Houdans, Crevecours, Lafleche, Faverolles, Frizzle, Old English Games, Modern Games and Polis.

Other Breeds (last class-see below)

***CLASS PREFIX REQUIRED for POULTRY-CHICKENS:**

(11) **Cock**-Male bird, over 1 year

(22) **Cockerel**-Male bird under 1 year

(33) **Hen**-Female bird over 1 year

(44) **Pullet**-Female bird under 1 year

(Must use prefix 11, 22, 33 or 44 – see dept. rules)

Classes (01-06):

- ☐ **01** American
- ☐ **02** Asiatic
- ☐ **03** English
- ☐ **04** Mediterranean
- ☐ **05** Continental
- ☐ **06** Other Breed

DIVISION: POULTRY-BANTAMS

Definitions:

Single-Comb Clean Legged: Plymouth Rocks, Leghorns, Minorcas, Kalamese, Rhode Island Reds, New Hampshire, Andalusions, Anconas, Orpingtons, Susses, Frizzles, Lakenvelders and Australorps

Rose-Comb Clean Legged: Sebrights, Rose Combs, Wyandottes, Leghorns, Hamburgs, Belgians and Rhode Island Reds.

Feather Legged: Cochins, Brahmas, Faverolles, Frizzles, Langshans, D'Uccle and Silkies

Other Breeds (last class-see below)

***CLASS PREFIX REQUIRED for POULTRY-BANTAMS:**

(11) **Cock**-Male bird, over 1 year

(22) **Cockerel**-Male bird under 1 year

(33) **Hen**-Female bird over 1 year

(44) **Pullet**-Female bird under 1 year

(Must use prefix 11, 22, 33 or 44 – see dept. rules)

Classes (01-04):

- ☐ **01** Single-Comb Clean Legged
- ☐ **02** Rose-Comb Clean Legged
- ☐ **03** Feather Legged
- ☐ **04** Other Breeds

DIVISION: OTHER BIRDS-GAME AND TURKEY

***CLASS PREFIX REQUIRED for GAME AND TURKEY:**

(11) **Old Male**-over 1 year

(22) **Young Male**-under 1 year

(33) **Old Female**- over 1 year

(44) **Young Female**- under 1 year

(Must use prefix 11, 22, 33 or 44 – see dept. rules)

Classes (01-02):

- ☐ **01** Game Birds
- ☐ **02** Turkeys

DIVISION: OTHER BIRDS-DUCKS

***CLASS PREFIX REQUIRED for DUCKS:**

(11) **Old Male**-over 1 year

(22) **Young Male**-under 1 year

(33) **Old Female**- over 1 year

(44) **Young Female**- under 1 year

(Must use prefix 11, 22, 33 or 44 – see dept. rules)

Prefix: 11, 22, 33 or 44 Classes (01-04):

- ☐ **01** Heavy- Pekin, Alyesbury, Rouen and Muscovy
- ☐ **02** Medium- Cayuga, Crested, Swedish, Buff
- ☐ **03** Light- Runner, Campbell, Magpie
- ☐ **04** Bantam- Call, East India, Mallard-Crossbreds

DIVISION: OTHER BIRDS-GEESE

*CLASS PREFIX REQUIRED for GEESE:

- (11) Old Male-over 1 year
- (22) Young Male-under 1 year
- (33) Old Female- over 1 year
- (44) Young Female- under 1 year

(Must use prefix 11, 22, 33 or 44 – see dept. rules)

Prefix: 11, 22, 33 or 44 Classes (01-03):

- ☐ 01 Heavy- Toulouse, Embden and African
- ☐ 02 Medium- Sebastopol, Pilgrim, American Buff, Saddleback and Pomeranian
- ☐ 03 Light- Chinese, Tufted Roman, Canada, Egyptian Crossbred

DIVISION: OTHER BIRDS-PIGEONS

*CLASS PREFIX REQUIRED for PIGEONS:

- (11) Old Male-over 1 year
- (22) Young Male-under 1 year
- (33) Old Female- over 1 year
- (44) Young Female- under 1 year

(Must use prefix 11, 22, 33 or 44 – see dept. rules)

Classes (01-05):

- ☐ 01 Homer
- ☐ 02 Performing
- ☐ 03 Fancy
- ☐ 04 Utility
- ☐ 05 Doves

DIVISION: RABBITS - HEAVYWEIGHTS

*CLASS PREFIX REQUIRED for RABBITS-HEAVYWEIGHTS:

- 11) Pre-Junior Doe-up to 3 months old.
- (22) Junior Doe-3 to 6 months old.
- (33) Intermediate-Doe-6 to 8 months old.
- (44) Senior Doe-over 8 months old.
- (55) Pre-Junior Buck-up to 3 months old.
- (66) Junior Buck-3 to 6 months old.
- (77) Intermediate Buck-6 to 8 months old.
- (88) Senior Buck-over 8 months old.

(Must use prefix 11, 22, 33, 44, 55, 66, 77 or 88 – see dept. rules)

Classes (01-19):

- ☐ 01 American
- ☐ 02 American Sable
- ☐ 03 Angora (Giant)
- ☐ 04 Beveren
- ☐ 05 Californian
- ☐ 06 Champagne
- ☐ 07 Checkered Giant
- ☐ 08 Chinchilla (American)
- ☐ 09 Chinchilla (Giant)
- ☐ 10 Cinnamon
- ☐ 11 Crème D'Argent
- ☐ 12 Flemish Giant
- ☐ 13 Hotot
- ☐ 14 Lop (English)
- ☐ 15 Lop (French)
- ☐ 16 New Zealand
- ☐ 17 Palomino
- ☐ 18 Silver Fox
- ☐ 19 Crossbred

DIVISION: RABBITS - LIGHTWEIGHTS

*CLASS PREFIX REQUIRED for RABBITS-LIGHTWEIGHTS:

- (11) Pre-Junior Doe-up to 3 months old.
- (22) Junior Doe-3 to 6 months old.
- (33) Intermediate-Doe-6 to 8 months old.
- (44) Senior Doe-over 8 months old.
- (55) Pre-Junior Buck-up to 3 months old.
- (66) Junior Buck-3 to 6 months old.
- (77) Intermediate Buck-6 to 8 months old.
- (88) Senior Buck-over 8 months old.

(Must use prefix 11, 22, 33, 44, 55, 66, 77 or 88 – see dept. rules)

Classes (01-26):

- ☐ 01 American Fuzzy Lop
- ☐ 02 Angora (English)
- ☐ 03 Angora (French)
- ☐ 04 Angora (Satin)
- ☐ 05 Belgian Hare
- ☐ 06 Britannia Petite
- ☐ 07 Chinchilla (Standard)
- ☐ 08 Dutch
- ☐ 09 Dwarf
- ☐ 10 Dwarf Hotot
- ☐ 11 Florida White
- ☐ 12 Harlequin
- ☐ 13 Havana
- ☐ 14 Himalayan
- ☐ 15 Jersey Wooley
- ☐ 16 Lop (Holland)
- ☐ 17 Lop (Mini)
- ☐ 18 Mini Rex
- ☐ 19 Netherland Dwarf
- ☐ 20 Polish
- ☐ 21 Rex
- ☐ 22 Rhinelander
- ☐ 23 Silver
- ☐ 24 Silver Marten
- ☐ 25 Tan
- ☐ 26 Other Lightweight Breeds/Crossbreeds

DIVISION: CAVIES

*CLASS PREFIX REQUIRED for CAVIES:

- (11) Junior Sow - 12 oz. to 22 oz.
- (22) Junior Boar - 12 oz. to 22 oz.
- (33) Intermediate Sow - 23 oz. to 32 oz.
- (44) Intermediate Boar - 23 oz. to 32 oz.
- (55) Senior Sow - over 32 oz.
- (66) Senior Boar - over 32 oz.

(Must use prefix 11, 22, 33, 44, 55 or 66 – see dept. rules)

Classes (01-08):

- ☐ 01 Abyssinian
- ☐ 02 American
- ☐ 03 Satin American
- ☐ 04 Peruvian
- ☐ 05 Silkies
- ☐ 06 Teddy
- ☐ 07 Satin Teddy
- ☐ 08 Other Breeds

DIVISION: FURRY CRITTERS
(Exhibitors must supply their own cages)

Definitions:

Young Female- up to 4 months old
Junior Female- to 6 months old
Old Female-6 months old and over
Young Male-up to 4 months old
Junior Male-4 to 6 months old
Old Male-6 months old and over

Classes (01-24):

Class: 01 Hamsters-Young Female
Class: 02 Hamsters-Junior Female
Class: 03 Hamsters-Old Female
Class: 04 Hamsters-Young Male
Class: 05 Hamsters-Junior Male
Class: 06 Hamsters-Old Male
Class: 07 Gerbils-Young Female
Class: 08 Gerbils-Junior Female
Class: 09 Gerbils-Old Female
Class: 10 Gerbils-Young Male
Class: 11 Gerbils-Junior Male
Class: 12 Gerbils-Old Male
Class: 13 Rats-Young Female
Class: 14 Rats-Junior Female
Class: 15 Rats- Old Female
Class: 16 Rats-Young Male
Class: 17 Rats-Junior Male
Class: 18 Rats-Old Male
Class: 19 Mice-Young Female
Class: 20 Mice-Junior Female
Class: 21 Mice-Old Female
Class: 22 Mice-Young Male
Class: 23 Mice-Junior Male
Class: 24 Mice-Old Male

OPEN CLASS-PEEWEE SHOWMANSHIP

This is a "Fun Contest" for **non-members** of 4-H and FFA.
NO premium money, ribbons only.

RULES

1. Entries close at the beginning of competition
2. Contestants must make arrangements to use an animal.
3. Must have parents / guardian permission.
4. Pee Wee Showmanship will be held after the 4-H or FFA showmanship of that species. See Exhibitors Schedule for each species show times.

DEPARTMENT:HORTICULTURE-
LAND PRODUCE

Superintendent: Jamie Loiland

Location: Event Center

Exhibits received: Sunday, August 3rd, 8 A.M. - 5 P.M.

Exhibits Judged: Monday, August 4th, 8:00 A.M.

Exhibit pickup: Sunday, August 10th, 8AM - Noon

RULES

1. Entries submitted on paper forms or at fair office are limited to 12 Open Class entries total per person. For more entries, you must register online at www.umatillacountyfair.net
2. **ABSOLUTELY NO EXHIBITORS PERMITTED IN BUILDING DURING JUDGING.**
2. Limit 1 entry per Classes (including "other"), per division.
3. Read carefully all general rules and regulations.
4. All entry forms must be submitted either online or at the Fair Office by 5:00 PM on July 15th
5. All exhibits must be from the current Fair year (Aug.-Aug.) and must not have been previously entered in the Umatilla County Fair
6. All exhibits will be disposed of by Superintendent.
7. Material should be show worthy. If disease or insects are detected, entry will be disqualified and immediately removed from the exhibit hall.
8. Exhibitors are responsible for displaying vegetables & fruits on white paper plates. No exceptions. UCF will not supply plates.
9. Improperly displayed exhibits will not be accepted.

PREMIUMS	1 ST	\$3
	2 ND	\$2
	3 RD	\$1

All Open Class Premiums are paid starting on a predetermined date (Superintendents will have signs posted at check-in) until noon on Sunday after the fair.

Unclaimed premiums over \$10 will be mailed to exhibitor via check. Unclaimed premiums under \$10 will be reabsorbed into the UCF budget.

Premiums are paid at the box office window inside the Event Center (Exhibit Hall) lobby, to the left of the main doors.

***CLASS PREFIX REQUIRED** for all Land Produce divisions **except** for Fruit & Vegetable Zoo:

(11) Adult-ages 18 and over

(22) Youth-Ages 17 and under

DIVISION: VEGETABLES - BEANS & TOMATOES

(Must display on white paper plates to be accepted)

Prefix: 11 or 22 Classes (01-15):

() **01** Beans, 3 pods

() **02** Tomato, 3

() **03** Tomato, 3 cherry

() **04** Tomato, 3 green

DIVISION: VEGETABLES (Must display on white paper plates to be accepted)

(Must use prefix 11 or 22 – see dept. rules)

Classes (01-54):

- ☐ 01 Asparagus, 3 stalks
- ☐ 02 Beets, baby 3 beets, ¾" to 1" diameter
- ☐ 03 Beets, 3 beets, 1 ½" to 3" diameter (red, white, or golden. 2" tops)
- ☐ 04 Broccoli, 1 head
- ☐ 05 Brussel sprouts, 3 brussels cut from stalks
- ☐ 06 Cabbage, green, 1-head, do not remove leaves
- ☐ 07 Cabbage, red, 1-head, do not remove leaves
- ☐ 08 Carrots, 3
- ☐ 09 Cauliflower, 1-head, do not remove leaves
- ☐ 10 Celery, 1 bunch
- ☐ 11 Corn-Yellow, 3 ears yellow – with husks
- ☐ 12 Corn-White, 3 ears candy – with husks
- ☐ 13 Corn-Multi-colored, 3 ears – with husks
- ☐ 14 Cucumbers, 3 pickling
- ☐ 15 Cucumbers, 3 slicing
- ☐ 16 Cucumbers, 3 lemon
- ☐ 17 Eggplant, 1
- ☐ 18 Garlic, 3 regular
- ☐ 19 Garlic, 3 large
- ☐ 20 Kale, 3 stalks
- ☐ 21 Kohlrabi, 3 white with 2" stem lift
- ☐ 22 Kohlrabi, 3 purple with 2" stem lift
- ☐ 23 Lettuce (head or leaf), 1 head or bound leaves
- ☐ 24 Leeks, 3
- ☐ 25 Okra, green or red, 3 pods
- ☐ 26 Onions, 3 white, do not peel
- ☐ 27 Onions, 3 yellow, do not peel
- ☐ 28 Onions, 3 red, do not peel
- ☐ 29 Onions, green, 3 tops trimmed
- ☐ 30 Peas (in pod), 3
- ☐ 31 Peppers, 3
- ☐ 36 Potatoes, 3 yellow
- ☐ 37 Potatoes, 3 red
- ☐ 38 Potatoes, 3 russet
- ☐ 39 Potatoes, 3 white
- ☐ 40 Pumpkin, 1
- ☐ 41 Radishes, 3 roots, any kind, leaves attached
- ☐ 42 Rhubarb, 3 stalks, pull, do not trim leaves
- ☐ 43 Spinach, 1 bunch
- ☐ 44 Squash, 1 acorn
- ☐ 45 Squash, 3 butternut
- ☐ 46 Squash, 3 crookneck, 4 to 5" long, skin penetrable by thumbnail
- ☐ 47 Squash, 3 scallop-patty pan
- ☐ 48 Squash, 3 spaghetti
- ☐ 49 Squash, 3 straight neck, 12 to 14" long, skin penetrable by thumbnail
- ☐ 50 Squash, 1 winter variety
- ☐ 51 Squash, 3 young zucchini, 6 to 9" long, skin penetrable by thumbnail
- ☐ 52 Swiss chard, 3 stalks with leaves
- ☐ 53 Turnip, 3 table size
- ☐ 54 Other garden vegetable
- ☐

DIVISION: MELONS (1 whole)

(Must display 1 whole melon)

(Must use prefix 11 or 22 – see dept. rules)

Classes (01-06):

- ☐ 01 Cantaloupe
- ☐ 02 Honeydew
- ☐ 03 Watermelon, commercial
- ☐ 04 Watermelon, Seeded
- ☐ 05 Watermelon, Seedless
- ☐ 06 Melon, other

DIVISION: HERBS

(Herbs can be fresh, dried, or pressed)

(Must use prefix 11 or 12 – see dept. rules)

Classes (01-12):

- ☐ 01 Basil, 1 specimen
- ☐ 02 Dill, 1 specimen
- ☐ 03 Lavender, 1 specimen
- ☐ 04 Lemon Balm, 1 specimen
- ☐ 05 Mint, 1 specimen
- ☐ 06 Oregano, 1 specimen
- ☐ 07 Rosemary, 1 specimen
- ☐ 08 Parsley, 1 specimen
- ☐ 09 Sage, 1 specimen
- ☐ 10 Thyme, 1 specimen
- ☐ 11 Variety group, 3
- ☐ 12 Herbs, other

DIVISION: GRAINS, FORAGE & SEEDS

(Threshed grains and grass seed must be presented in quart jars to be accepted)

(Must use prefix 11 or 22 – see dept. rules)

Classes (01-14):

- ☐ 01 Barley, 6 row
- ☐ 02 Peas, dry
- ☐ 03 Wheat, club
- ☐ 04 Wheat, hard red
- ☐ 05 Wheat, soft
- ☐ 06 Wheat, Durham
- ☐ 07 Oats, white
- ☐ 08 Corn, shelled
- ☐ 09 Beans, dry
- ☐ 10 Other grain
- ☐ 11 Bluegrass
- ☐ 12 Fescue
- ☐ 13 Alfalfa
- ☐ 14 Other grass

DIVISION: SHEAVES

(Forage & unthreshed grains)

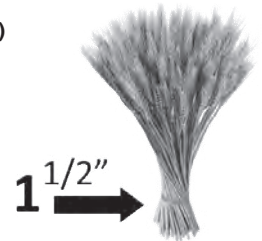
RULES:

Tied, minimum 1.5-inch diameter at the butt; straw full length all forage (except corn and sunflower) to be cut in late bud to early bloom stage. Corn for ensilage, 3 stalks, ears tied in bundle. Sunflowers left intact, entire stem and head brought in.

(Must use prefix 11 or 22 – see dept. rules)

Classes (01-10):

- ☐ 01 Alfalfa
- ☐ 02 Ensilage, corn
- ☐ 03 Orchard grass
- ☐ 04 Other grass
- ☐ 05 Barley, beardless
- ☐ 06 Barley
- ☐ 07 Oats, sunflowers
- ☐ 08 Club wheat
- ☐ 09 Common white
- ☐ 10 Other sheaves



DIVISION: GARDEN GIANTS

(Must use prefix 11 or 22 – see dept. rules)

Classes (01-10):

- ☐ **01** Largest squash or pumpkin by weight, min. 1 lb.
- ☐ **02** Largest tomato by weight, min 1lb.
- ☐ **03** Tallest corn stalk-root intact & in container
- ☐ **04** Tallest sunflower-root intact & in container
- ☐ **05** Largest sunflower head
- ☐ **06** Largest melon
- ☐ **07** Longest cucumber, any variety
- ☐ **08** Largest onion, by weight, min. 1 lb.
- ☐ **09** Largest potato, by weight, min. 1 lb.
- ☐ **10** Other garden giants

DIVISION: NOVELTY

(Must display on white paper plates to be accepted)

(Must use prefix 11 or 22 – see dept. rules)

Classes (01-02):

- ☐ **01** One strange looking vegetable or fruit, untouched and in its natural form
- ☐ **02** One etched pumpkin/squash – scratch design on pumpkin or squash 1 week before Fair time, while still on vine. Tinting with ink, watercolors or felt pens ok.

DIVISION: FRUIT AND VEGETABLE ZOO

Create a creature from fruit and/or vegetables using only toothpicks for support. (Must display on white paper plates to be accepted) Whole product only, **NO CUTTING**.

Classes (01-03):

Class: 01 Zoo creature – Age 6 and under.

Class: 02 Zoo creature – Age 7 to 10.

Class: 03 Zoo creature – Age 11 to 14

DIVISION: TREE FRUITS

3 per Classes (Must display on white paper plates to be accepted)

Fruits will be judged by the following:

Trueness to variety.....	30
Market readiness.....	25
Uniformity.....	30
Color.....	15
Total.....	100

(Must use prefix 11 or 22 – see dept. rules)

Class (01-07):

- ☐ **01** Apples, 3
- ☐ **02** Apricots, 3
- ☐ **03** Nectarines, 3
- ☐ **04** Peaches, 3
- ☐ **05** Pears, 3
- ☐ **06** Plums, 3
- ☐ **07** Other tree fruits – 3 of the same fruit

DIVISION: SMALL FRUITS

(Must display on white paper plates to be accepted)

(Must use prefix 11 or 22 – see dept. rules)

Classes (01-07):

- ☐ **01** Cherries, 1 pint basket
- ☐ **02** Grapes, Concord, 2 bunches
- ☐ **03** Grapes, Table, 2 bunches
- ☐ **04** Grapes, Other, 2 bunches
- ☐ **05** Raspberries, 1 pint basket
- ☐ **06** Strawberries, 1 pint basket
- ☐ **07** Other Small Fruit

DIVISION: MARKET EGGS

Exhibit shall be one dozen eggs in cartons which are labeled with size and grade.

(Must use prefix 11 or 22 – see dept. rules)

Classes (01-05):

- ☐ **01** Blue/Green Shelled
- ☐ **02** Brown Shelled
- ☐ **03** Duck
- ☐ **04** Smallest
- ☐ **05** White Shelled

DIVISION: HONEY

Entries should be presented in a clear quart jar, labeled as to where it was collected and what kind of field it came from.

(Must use prefix 11 or 22 – see dept. rules)

Classes (01-04):

- ☐ **01** Honey, extracted white
- ☐ **02** Honey, extracted light amber
- ☐ **03** Honey, extracted dark amber
- ☐ **04** Honey, extracted other

DEPARTMENT: FLORICULTURE

Superintendent: Jamie Loiland

Location: Event Center

Exhibits received: Sunday, August 3rd, 8:00 A.M. - 5 P.M.

Exhibits Judged: Monday, August 4th 8:00 A.M.

Exhibit pickup: Sunday, August 10th 8:00 AM - Noon

RULES

- 1. Entries submitted on paper forms or at fair office are limited to 12 Open Class entries total per person. For more entries, you must register online at www.umatillacountyfair.net**
- 2. All online or paper entry forms must be submitted by 5:00PM on July 15th.**
- 3. ABSOLUTELY NO EXHIBITORS PERMITTED IN BUILDING DURING JUDGING.**
- 4. Limit 1 entry per Classes (including "other"), per division.**
- 5. If providing your own vases, they must be clear and labeled with exhibitor name on the BOTTOM, otherwise, cut flowers will be transferred to display vases provided by the Fair. Floral Arrangements and Arts & Crafts divisions will not be transferred to Fair vases.**
- 6. All designs must contain some plant material.**
- 7. Permitted in designs are sea fans, coral sponges, bones, and antlers. Not permitted are natural birds' nests, stuffed birds, butterflies, or other insects, birds or animals.**
- 8. Exhibitor may or may not have grown flowers for design.**
- 9. No paint on fresh material. Dried materials may be embellished to enhance beauty of material.**
- 10. All designs must be original.**
- 11. Definitions are as follows:**
 - a. Bloom: a single blossom with self-foliage
 - b. Specimen: a single portion of a single plant
 - c. Spike: a stalk carrying one or many stemless or nearly stemless blossoms, without foliage or with minimal foliage
 - d. Spray: a stem with a number of flowers, with foliage
- 12. Material should be show worth. If disease or insects are detected, entry will be disqualified and immediately removed from the exhibit hall.**

PREMIUMS	1ST	\$3
	2ND	\$2
	3RD	\$1

RIBBONS AWARD FOR: Best of Show, Judge's Choice & People's Choice

***CLASS PREFIX REQUIRED** for all FLORICULTURE Divisions
except for Floral Arrangements and Hay King

- (11) Adult-ages 18 and over
(22) Youth-Ages 17 and under

DIVISION: CUT FLOWER COLLECTION

Three or more varieties are permitted in a collection. Please specify the name of each plant. Mechanics may be used to support flowers. Fresh material must be used in same color.

(Must use prefix 11 or 22 – see dept. rules)

Classes (01-11):

- ☐ 01 Aster
- ☐ 02 Chrysanthemums
- ☐ 03 Dahlias
- ☐ 04 Gladiolas
- ☐ 05 Marigolds
- ☐ 06 Mixed flowers
- ☐ 07 Roses
- ☐ 08 Zinnias
- ☐ 09 Perennials
- ☐ 10 Sunflowers
- ☐ 11 Other cut flower collection

DIVISION: ANNUALS

Common or botanical name may be used on each entry tag. Number of blooms allowed will be listed.

(Must use prefix 11 or 22 – see dept. rules)

Classes (01-18):

- ☐ 01 Aster, 2 blooms
- ☐ 02 Calendula, 2 blooms
- ☐ 03 Cleome, 1 spike
- ☐ 04 Cosmos, 2 blooms
- ☐ 05 Larkspur, 3 spikes
- ☐ 06 Marigold, 2" and under, 2 blooms
- ☐ 07 Marigold, 3" and over, 1 bloom
- ☐ 08 Nasturtium, 2 blooms
- ☐ 09 Pansy, 2 blooms
- ☐ 10 Petunia, single, 1 spray
- ☐ 11 Petunia, double, 1 spray
- ☐ 12 Salvia, 3 spikes
- ☐ 13 Sunflower, 3" and under, 3 specimens
- ☐ 14 Sunflower, 4" and over, 1 specimen
- ☐ 15 Verbena, 1 spray
- ☐ 16 Zinnia, 2" and under, 2 blooms
- ☐ 17 Zinnia, 3" and over, 1 bloom
- ☐ 18 Other annual

DIVISION: BULBS, TUBERS & CORNS

Disbud Dahlia entries, groom all spikes.

(Must use prefix 11 or 22 – see dept. rules)

Classes (01-13):

- ☐ 01 Crocosmia-1 Spike
- ☐ 02 Dahlia-Pompon, 2" and under, 2 Blooms
- ☐ 03 Dahlia-Mini, 3" and under, 2 Blooms
- ☐ 04 Dahlia-Decorative, 4"-8", 1 Bloom
- ☐ 05 Dahlia-Decorative, 8" and over, 1 Bloom
- ☐ 06 Dahlia-Cactus, 1 Bloom
- ☐ 07 Dahlia-Waterlily, 1 Bloom
- ☐ 08 Gladiolus-Large, Blooms over 2", 1 Spike
- ☐ 09 Gladiolus-Mini, Blooms 2" and under, 1 Spike
- ☐ 10 Lily-Canna, 1 Spike
- ☐ 11 Lily-Oriental, reflex/recurved, 1 Spike
- ☐ 12 Lily-Tiger, 1 Spike
- ☐ 13 Other Bulbs, Tubers & Corms

DIVISION: PERENNIALS

(Must use prefix 11 or 22 – see dept. rules)

Classes (01-15):

- ☐ 01 Baby's Breath, 1 stem
- ☐ 02 Chrysanthemum, 2" and under, 2 blooms
- ☐ 03 Chrysanthemum, 3" and over, 1 bloom
- ☐ 04 Coreopsis, 3 specimens
- ☐ 05 Daisy, Rudbeckia, 3 specimens
- ☐ 06 Daisy, Shasta, 3 specimen
- ☐ 07 Daisy, Michaelmas, 3 specimens
- ☐ 08 Dianthus, 3 sprays
- ☐ 09 Gaillardia, 2 blooms
- ☐ 10 Liatris, 1 spike
- ☐ 11 Phlox, 1 spray
- ☐ 12 Salvia, 3 spikes
- ☐ 13 Snapdragon, 3 spikes
- ☐ 14 Yarrow, 3 spikes
- ☐ 15 Other perennials

DIVISION: ROSES

(Must use prefix 11 or 22 – see dept. rules)

Classes (01-05):

- ☐ 01 Rose-English, 1 bloom
- ☐ 02 Rose-Floribunda, 1 spray
- ☐ 03 Rose-Hybrid Tea, 1 bloom
- ☐ 04 Rose-Climb, 1 stem
- ☐ 05 Rose-Miniature, 1 spray

DIVISION: ARBOREAL-DECIDUOUS

(Must use prefix 11 or 22 – see dept. rule)

Classes (01-10):

- ☐ 01 Shrub, fruited or berried
- ☐ 02 Shrub, flowered
- ☐ 03 Shrub, foliage only
- ☐ 04 Tree, fruited or berried
- ☐ 05 Tree, flowered
- ☐ 06 Tree, foliage only
- ☐ 07 Vine, fruited or berried
- ☐ 08 Vine, flowered
- ☐ 09 Vine, foliage only
- ☐ 10 Other Arboreal-Deciduous

DIVISION: ARBOREAL-EVERGREEN

(Must use prefix 11 or 22 – see dept. rules)

Classes (01-10):

- ☐ 01 Tree, fruited or berried.
- ☐ 02 Tree, flowered.
- ☐ 03 Tree, foliage only.
- ☐ 04 Shrub, fruited or berried.
- ☐ 05 Shrub, flowered.
- ☐ 06 Shrub, foliage only
- ☐ 07 Vine, fruited or berried.
- ☐ 08 Vine, flowered.
- ☐ 09 Vine, foliage only
- ☐ 10 Other Arboreal-Evergreen

DIVISION: BLOOMING PLANTS

(Must use prefix 11 or 22 – see dept. rules)

Classes (01-08):

- ☐ 01 African violet, single
- ☐ 02 African violet, double
- ☐ 03 Begonia
- ☐ 04 Gerbera Daisy
- ☐ 05 Geranium
- ☐ 06 Impatiens
- ☐ 07 Orchid
- ☐ 08 Other Blooming Plant

DIVISION: FOLIAGE

(Must use prefix 11 or 22 – see dept. rules)

Classes (01-09):

- ☐ 01 Coleus, all colors
- ☐ 02 Caladium
- ☐ 03 Dieffenbachia
- ☐ 04 Ferns
- ☐ 05 Ivy
- ☐ 06 Jade
- ☐ 07 Pathos
- ☐ 08 Spider
- ☐ 09 Other Foliage

DIVISION: MISCELLANEOUS POTTED PLANTS

(Must use prefix 11 or 22 – see dept. rules)

Classes (01-07):

- ☐ 01 Succulents
- ☐ 02 Bonsai
- ☐ 03 Dish Garden.
- ☐ 04 Hanging Basket
- ☐ 05 Patio Pot
- ☐ 06 Plant in unusual container
- ☐ 07 Other Miscellaneous Potted Plant

DIVISION: CACTUS

(Must use prefix 11 or 22 – see dept. rules)

Classes (01-03):

- ☐ 01 Blooming
- ☐ 02 Non-blooming
- ☐ 03 Other cactus

DIVISION: ADULT-FLORAL ARRANGEMENT

(Age 18+)

Fair Theme "Cowbells & Carousels " (2025)

RULES

1. Arrangements will be judged on the following:
2. Use of Fair theme, design, color, originality, quality of product. Use your own choice of container, base, baking, etc... No artificial or plastic flowers. In all classes, plant materials are to be predominantly fresh unless otherwise stated.
3. Must be created after August 2024 and must not have been previously entered in the Umatilla County Fair. Accessories are optional in all of these classes.

Classes (01-06):

Class: 01 Fresh design

Class: 02 Dried design

Class: 03 Patio design-outdoor hanging

Class: 04 Patio design-outdoor potted

Class: 05 Fair Theme-fresh

Class: 06 Fair Theme-dried

DIVISION: YOUTH-FLORAL ARRANGEMENT

(See "Adult-Floral Arrangement" rules. Youth may use dried and/or fresh materials)

Classes (01-08):

Class: 01 Floral Design- Age 6 and under

Class: 02 Floral Design- Age 7 -10

Class: 03 Floral Design- Age 11 - 14

Class: 04 Floral Design Age 15 -17

Class: 05 Fair Theme- Age 6 and under

Class: 06 Fair Theme- Age 7 -10

Class: 07 Fair Theme- Age 11 – 14

Class: 08 Fair Theme- Age 15 -17

DIVISION: ARTS & CRAFTS

Use plant materials combining horticulture design and craftwork. Must contain fresh or properly dried plant material. Dried material may be treated. NO artificial plants. MUST BE CREATED AFTER AUGUST 2024

(Must use prefix 11 or 22 – see dept. rules)

Classes (01-06):

- ☐ 01 Articles up to 5"
- ☐ 02 Articles 6"-10"
- ☐ 03 Articles 11"-20"
- ☐ 04 Pressed flower(s) in picture frame up to 6"
- ☐ 05 Pressed flower(s) in picture frame 7" -10"
- ☐ 06 Other arts & crafts

DEPARTMENT: ALFALFA HAY KING CONTEST

Superintendent: Gay Newman

Entries received Mon. August 4th until 7:00 PM

Scores posted on Wednesday

Location: Small Animal Barn

IF NOT PICKED UP WITHIN 48 HOURS OF THE CLOSE OF FAIR, ALL HAY KING ENTRIES BECOME PROPERTY OF THE UMATILLA COUNTY FAIR.

RULES

1. All hay exhibitors will compete by entering three (3) conventional rectangle (two or three tie) bales, one (1) large round bale or large rectangular bale. These bales will be visually judged and also core sampled for analysis. All hay bales must be left for display during the duration of the fair. The contest is open to producers in Oregon and Washington. Entries must be produced by the exhibitor.
2. **Laboratory analysis will be provided by Ag Health Labs in Sunnyside, WA for 2025.**
3. Hay probe will be awarded to the Overall Alfalfa Hay King winner when over 15 alfalfa entries have been submitted.
4. The final placings will be based on the combined visual score and RFV analysis. Any entries containing noxious weeds will be disqualified.
5. High combined scoring alfalfa hay will be named the Alfalfa Hay King.

ALFALFA HAY PREMIUMS:	1 ST	\$70
	2 ND	\$60
	3 RD	\$50

ALL OTHER HAYS, PREMIUMS:	1 ST	\$30
	2 ND	\$25
	3 RD	\$20

Classes (01-06):

Class: 01 Alfalfa Hay

Class: 02 Grain Hay

Class: 03 Grass - Legume Mix (40% - 60% legumes)

Class: 04 Grass Hay, not Timothy

Class: 05 Legume hay, not alfalfa (pea, cover, and others)

Class: 06 Timothy

OPEN CLASS: HOME ECONOMICS **GENERAL RULES**

Overall Superintendent: Jeri Jordan & Kris Dorran

Exhibits received: Sunday, August 3rd 8:00 A.M. – 5:00 P.M.

Exhibits judged: Monday August 4th 8:00 A.M.

Exhibit pickup: Sunday August 10th 8:00 A.M. – Noon

EXHIBITS MUST BE PICKED UP BY NOON ON SUNDAY, AUG. 10th

Any items left after Sunday will become property of the Umatilla County Fair.

GENERAL RULES AS APPLIED TO: PHOTOGRAPHY, CREATIVE & FINE ARTS, CLOTHING, TEXTILES & NEEDLECRAFT, BAKED FOODS & FOOD PRESERVATION

1. Entries submitted on paper forms or at fair office are limited to 12 Open Class entries total per person. For more entries, you must register online at www.umatillacountyfair.net
2. All online or paper entry forms must be submitted by 5:00PM on July 15th.
3. Unless otherwise stated, there is only one entry per class per exhibitor. Two entries maximum are allowed in the “other category of each section; “other” entries must not be enterable in any other class in that section and must be different from each other.
4. All entries must be the personal work of the exhibitor (unless otherwise specified in individual class description), entered in that name, completed after August 2024 and not previously entered in the Umatilla County Fair.
5. Exhibit halls will remain closed during judging on Monday.
6. In the event of a controversy, the Department Superintendent will refer to the Overall Open Class Home-Ec Superintendent, Fair Manager, or Fair Board Member for resolution.
7. The judge or Department Superintendent will have the right to reclassify and/or disqualify entries.
8. ABSOLUTELY NO EXHIBITORS PERMITTED IN BUILDING DURING JUDGING.

PREMIUMS	1ST	\$3
	2ND	\$2
	3RD	\$1

All Open Class Premiums are paid starting on a predetermined date (Superintendents will have signs posted at check-in) until noon on Sunday after the fair.

Unclaimed premiums over \$10 will be mailed to exhibitor via check. Unclaimed premiums under \$10 will be reabsorbed into the UCF budget.

Premiums are paid at the box office window inside the Event Center (Exhibit Hall) lobby, to the left of the main doors.

RIBBON AWARDS FOR:

Best of Show	Champion
Reserve Champion	Judge's Choice
Theme Winner	People's Choice

DEPARTMENT: HOME-EC FINE ARTS

Superintendent: Kathryn Wall

EXHIBITS MUST BE PICKED UP BY NOON ON SUNDAY, AUGUST 10th

Any items left after 12:00 noon on Sunday will become the property of the Umatilla County Fair.

RULES (also refer to Home-Ec General rules – exhibits must follow these guidelines or they will not be accepted)

1. Entries submitted on paper forms or at fair office are limited to 12 Open Class entries total per person. For more entries, you must register online at www.umatillacountyfair.net
2. See the individual section for special limits in space.
3. **ALL PICTURES MUST BE FRAMED AND READY FOR HANGING WITH WIRE THAT IS SECURELY FASTENED. IMPROPERLY HUNG ARTWORK WILL NOT BE JUDGED.**
4. No string, tape or saw tooth hangers will be accepted. No glass larger than 16"x20" shall be held by plastic clips. Glass must be properly sealed. Weight limits will be considered for wall hanging entries, as to ensure the safety of our Fair patrons and staff.
5. Paintings and associated frames or materials must be completely dry before they will be accepted.
6. Works will be judged on *individual merit* taking into account the class of the artist, originality in artist concepts, skilled use of the medium and overall presentation.
7. ABSOLUTELY NO EXHIBITORS PERMITTED IN BUILDING DURING JUDGING.

Limits: Exhibitors may enter 1 entry per class unless otherwise specified, with a maximum of 5 entries per division. Exhibits may not exceed 10 square feet measure without the frame, unless authorization is granted from the Superintendent prior to the submission date.

***CLASS PREFIX REQUIRED FOR HOME-EC CREATIVE ARTS (11, 22, 33 or 44):**

- (11) **NOVICE** - beginning skill level
(22) **ADVANCED** - comprehensive skill knowledge or experience
(33) **PROFESSIONAL** - mastery of skill, has derived any part of income from skill
(44) **SPECIAL NEEDS** - learning impaired or physical limitations which inhibit skills

DIVISION: ACRYLIC PAINTING

(Must use prefix 11, 22, 33 or 44 – see dept. rules)

Classes (01-13):

- () 01 Abstract/Non-Objective
- () 02 Cityscape/Architecture
- () 03 Diminished light (sunrise, sunset, night)
- () 04 Fantasy
- () 05 Floral
- () 06 Landscapes
- () 07 People on location
- () 08 Portraits, formal
- () 09 Still life
- () 10 Waterscapes
- () 11 Animals
- () 12 Pre-printed, painted by exhibitor (paint by # art)
- () 13 other

DIVISION: OIL PAINTING**(Must use prefix 11, 22, 33 or 44 – see dept. rules)****Classes (01-13):**

- ☐ 01 Abstract/Non-Objective
- ☐ 02 Cityscape/Architecture
- ☐ 03 Diminished light (sunrise, sunset, night)
- ☐ 04 Fantasy
- ☐ 05 Floral
- ☐ 06 Landscapes
- ☐ 07 People on location
- ☐ 08 Portraits, formal
- ☐ 09 Still life
- ☐ 10 Waterscapes
- ☐ 11 Animals
- ☐ 12 Pre-printed, painted by exhibitor (paint by # art
- ☐ 13 other

DIVISION: WATERCOLOR PAINTING**(Must use prefix 11, 22, 33 or 44 – see dept. rules)****Classes (01-13):**

- ☐ 01 Abstract/Non-Objective
- ☐ 02 Cityscape/Architecture
- ☐ 03 Diminished light (sunrise, sunset, night)
- ☐ 04 Fantasy
- ☐ 05 Floral
- ☐ 06 Landscapes
- ☐ 07 People on location
- ☐ 08 Portraits, formal
- ☐ 09 Still life
- ☐ 10 Waterscapes
- ☐ 11 Animals
- ☐ 12 Pre-printed, painted by exhibitor (paint by # art etc.)
- ☐ 13 other

DIVISION: HARD MEDIA (felt pen, pencil, colored pencil)**(Must use prefix 11, 22, 33 or 44 – see dept. rules)****Classes (01-13):**

- ☐ 01 Abstract/Non-Objective
- ☐ 02 Cityscape/Architecture
- ☐ 03 Diminished light (sunrise, sunset, night)
- ☐ 04 Fantasy
- ☐ 05 Floral
- ☐ 06 Landscapes
- ☐ 07 People on location
- ☐ 08 Portraits, formal
- ☐ 09 Still life
- ☐ 10 Waterscapes
- ☐ 11 Animals
- ☐ 12 Pre-printed, "decorated" by Exhibitor – coloring book page, felt poster, etc...
- ☐ 13 other

DIVISION: PEN & INK**(Must use prefix 11, 22, 33 or 44 – see dept. rules)****Classes (01-13):**

- ☐ 01 Abstract/Non-Objective
- ☐ 02 Cityscape/Architecture
- ☐ 03 Diminished light (sunrise, sunset, night)
- ☐ 04 Fantasy
- ☐ 05 Floral
- ☐ 06 Landscapes
- ☐ 07 People on location
- ☐ 08 Portraits, formal
- ☐ 09 Still life
- ☐ 10 Waterscapes
- ☐ 11 Animals
- ☐ 12 Pre-printed, "decorated" by Exhibitor – coloring book page, felt poster, etc...
- ☐ 13 other

DIVISION: SOFT MEDIA (chalk, charcoal, color crayon)**(Must use prefix 11, 22, 33 or 44 – see dept. rules)****Classes (01-13):**

- ☐ 01 Abstract/Non-Objective
- ☐ 02 Cityscape/Architecture
- ☐ 03 Diminished light (sunrise, sunset, night)
- ☐ 04 Fantasy
- ☐ 05 Floral
- ☐ 06 Landscapes
- ☐ 07 People on location
- ☐ 08 Portraits, formal
- ☐ 09 Still life
- ☐ 10 Waterscapes
- ☐ 11 Animals
- ☐ 12 Pre-printed, "decorated" by Exhibitor – coloring book page, felt poster, etc...
- ☐ 13 other

DIVISION: MIXED MEDIA**(Must use prefix 11, 22, 33 or 44 – see dept. rules)****Classes (01-13):**

- ☐ 01 Abstract/Non-Objective
- ☐ 02 Cityscape/Architecture
- ☐ 03 Diminished light (sunrise, sunset, night)
- ☐ 04 Fantasy
- ☐ 05 Floral
- ☐ 06 Landscapes
- ☐ 07 People on location
- ☐ 08 Portraits, formal
- ☐ 09 Still life
- ☐ 10 Waterscapes
- ☐ 11 Animals
- ☐ 12 Pre-printed, "decorated" by Exhibitor – coloring book page, felt poster, etc...
- ☐ 13 other

DIVISION: WORLD ARTS

Paintings or drawings only – NO crafts

To recognize the ethnic diversity of Umatilla County, this section is designed to showcase artist/arts that are closely associated to distinct regions. Entries must closely follow traditions and techniques associated with each region.

Limits: 2 entries per class, up to 6 WORLD ARTS ENTRIES TOTAL.

(Must use prefix 11, 22, 33 or 44 – see dept. rules)

Classes (01-07):

- ☐ 01 African
- ☐ 02 Asian
- ☐ 03 European
- ☐ 04 Latin American
- ☐ 05 Middle Eastern
- ☐ 06 Native American
- ☐ 07 Western American

DIVISION: COMPUTER GENERATED

(Must use prefix 11, 22, 33 or 44 – see dept. rules)

Class:

- ☐ 01 All computer generated artwork

DIVISION: “THEME” ARTWORK

Limit one entry from any Fine-Arts section that relates to the current Fair theme.

(Must use prefix 11, 22, 33 or 44 – see dept. rules)

Class:

- ☐ 01 Current Fair Theme – “Cowbells & Carousels ” (2025)

DEPARTMENT: HOME-EC CREATIVE ARTS

(Hobbies & Handcrafts)

Superintendent: Wanda Alanis

**EXHIBITS MUST BE PICKED UP BY NOON ON SUNDAY,
AUGUST 10th**

Any items left after 12:00 noon on Sunday will become the property of the Umatilla County Fair.

RULES (also refer to Home-Ec General Rules)

1. Entries submitted on paper forms or at fair office are limited to 12 Open Class entries total per person. For more entries, you must register online at www.umatillacountyfair.net

2. All online or paper entry forms must be submitted by 5:00PM on July 15th.

3. Class may be re-divided or combined at the judgement of the department head if the numbers of entries indicate a need.

4. Collections must be prepared for display as a unit; framed, in a display case, etc. If framed, display must be prepared for hanging.

5. Exhibits that can or should be hung must have wire or other hanging device strong enough to support the weight of the exhibit. DO NOT USE TAPE, GLUE OR SAWTOOTH HANGERS. They drop off.

6. ABSOLUTELY NO EXHIBITORS PERMITTED IN BUILDING DURING JUDGING.

7. Unless otherwise stated, there is only one entry per class per exhibitor. **Two entries maximum are allowed in the “other category of each section; “other” entries must not be enterable in any other class in that section and must be different from each other.**

EXHIBITS WILL BE JUDGED ON THE FOLLOWING:

- A. Form: pleasing, symmetrical, or asymmetrical in purpose, purity, functional, decorative.
- B. Uniqueness: How is it different from others? What did the artist do to make it his/her own?
- C. Craftsmanship: How well is the piece put together, finished, etc?

***CLASS PREFIX REQUIRED FOR CREATIVE ARTS:**

(11) NOVICE - beginning skill level

(22) ADVANCED - comprehensive skill knowledge or experience

(33) PROFESSIONAL - mastery of skill, has derived any part of income from skill

(44) SPECIAL NEEDS - learning impaired or physical limitations which inhibit skills

DIVISION: CERAMICS & PLASTER CRAFT

Must be made by exhibitor

Limit 1 entry per class and 2 entries per “other” class.

(Must use prefix 11, 22, 33 or 44 – see dept. rules)

Classes (01-05):

- ☐ 01 Glazed
- ☐ 02 Non-fired Plaster Craft
- ☐ 03 Painted
- ☐ 04 Porcelain
- ☐ 05 Other

DIVISION: SCULPTURES

Limit 1 entry per class and 2 entries per “other” class.

Participants with entries exceeding 40 lbs. must provide an easel or stand sufficient to carry the weight.

(Must use prefix 11, 22, 33 or 44 – see dept. rules)

Classes (01-05):

- ☐ 01 Clay
- ☐ 02 Stone
- ☐ 03 Wood
- ☐ 04 Metal
- ☐ 05 Other

DIVISION: POTTERY

Limit 1 entry per class and 2 entries per “other” class.

(Must use prefix 11, 22, 33 or 44 – see dept. rules)

Classes (01-06):

- ☐ 01 Artistic Glaze
- ☐ 02 Hand Formed
- ☐ 03 Original Painted Designs
- ☐ 04 Stenciled Painted Designs
- ☐ 05 Turned on Potter's Wheel
- ☐ 06 Other

DIVISION: SCRAPBOOKING

(Individual pages up to 12" x 12" for all classes)

Limit 1 entry per class and 2 entries per “other” class.

(Must use prefix 11, 22, 33 or 44 – see dept. rules)

Classes (01-08):

- ☐ 01 Animals
- ☐ 02 Holidays
- ☐ 03 People
- ☐ 04 Special Events
- ☐ 05 Sports
- ☐ 06 Vacation
- ☐ 07 Theme Scrapbooks
- ☐ 08 Other

DIVISION: BEADWORK

Limit 1 entry per class and 2 entries per “other” class.

(Must use prefix 11, 22, 33 or 44 – see dept. rules)

Classes (01-05):

- ☐ 01 Accessories (belts/buckles/purses/hair ornaments)
- ☐ 02 Home Décor
- ☐ 03 Pictures/Wall Hangings
- ☐ 04 Other

DIVISION: JEWELRY

Limit 1 entry per class and 2 entries per "other" class.

(Must use prefix 11, 22, 33 or 44 – see dept. rules)

Classes (01-07):

- ☐ 01 Beaded-Glass
- ☐ 02 Beaded-Plastic
- ☐ 03 Beaded-Stone
- ☐ 04 Beaded-Other
- ☐ 05 Hemp or Other Natural Materials
- ☐ 06 Precious Metals
- ☐ 07 Other

DIVISION: WOODCRAFT

Limit 1 entry per class and 2 entries per "other" class.

(Must use prefix 11, 22, 33 or 44 – see dept. rules)

Classes (01-10):

- ☐ 01 Band Saw / Scroll Saw
- ☐ 02 Hand Carved
- ☐ 03 Handmade Furniture
- ☐ 04 Inlay
- ☐ 05 Intarsia
- ☐ 06 Jewelry box
- ☐ 07 Lathe Work (50% turned work)
- ☐ 08 Wood Burning
- ☐ 09 Wooden Toys
- ☐ 10 Other

DIVISION: DECORATIVE CRAFT OR OBJECT

Limit 1 entry per class and 2 entries per "other" class

(Must use prefix 11, 22, 33 or 44 – see dept. rules)

Classes (01-03):

- ☐ 01 Painted object (i.e. any tole painting, birdhouse etc...)
- ☐ 02 Decorated object (adhering decorations to an object)
- ☐ 03 Other enhanced object. (include method of decoration or enhancement in description).

DIVISION: COLLECTIONS

Limit 1 entry per class and 2 entries per "other" class

(Must use prefix 11, 22, 33 or 44 – see dept. rules)

Classes (01-07):

- ☐ 01 Antiques
- ☐ 02 Bottles
- ☐ 03 Coins
- ☐ 04 Dolls (not made by exhibitor)
- ☐ 05 Glass
- ☐ 06 Insects
- ☐ 07 Stamps
- ☐ 08 Trains/Cars
- ☐ 09 Other

DIVISION: DOLLS

(Made by exhibitor)

Limit 1 entry per class and 2 entries per "other" class

(Must use prefix 11, 22, 33 or 44 – see dept. rules)

Classes (01-07):

- ☐ 01 Miniatures-Cloth
- ☐ 02 Miniatures-Other
- ☐ 03 Porcelain-Soft Body
- ☐ 04 Porcelain-Vinyl Body
- ☐ 05 Vinyl-Hand Painted
- ☐ 06 Vinyl-Other
- ☐ 07 Other

DIVISION: CULTURAL CRAFTS

Limit 1 entry per class and 2 entries per "other" class

(Must use prefix 11, 22, 33 or 44 – see dept. rules)

Classes (01-04):

- ☐ 01 Cradle Boards
- ☐ 02 Dream Catchers/Mandalas
- ☐ 03 Other Native Crafts
- ☐ 04 Other Cultural Crafts

DIVISION: GOURD ART

Limit 1 entry per class and 2 entries per "other" class

(Must use prefix 11, 22, 33 or 44 – see dept. rules)

Classes (01-05):

- ☐ 01 Airbrushed
- ☐ 02 Burned
- ☐ 03 Carved
- ☐ 04 Hand Painted
- ☐ 05 Other

DIVISION: FAIR THEME

Limit 1 entry per class.

(Must use prefix 11, 22, 33 or 44 – see dept. rules)

Class 01

- ☐ 01 "Cowbells & Carousels" (2025)

DIVISION: HOBBIES

Limit 1 entry per class and 2 entries per "other" class

(Must use prefix 11, 22, 33 or 44 – see dept. rules)

Classes (01-17):

- ☐ 01 Christmas Ornaments
- ☐ 02 Creative Writing
- ☐ 03 Decorative displays
- ☐ 04 Doll Houses
- ☐ 05 Glass Art
- ☐ 06 Latch Hook
- ☐ 07 Leather Craft
- ☐ 08 Legos
- ☐ 09 Macramé
- ☐ 10 Metal Crafting
- ☐ 11 Models
- ☐ 12 Mosaic
- ☐ 13 Paper Craft
- ☐ 14 Plastic/Canvas
- ☐ 15 Straw / Wheat Weaving
- ☐ 16 Textile (fabric)
- ☐ 17 Wreaths
- ☐ 18 Other

DIVISION: OTHER CREATIVE CRAFTS

Entries in this section are limited to unique items that cannot be entered in any other division of Creative Arts. Limit one item per unique creative art (no duplicate entries). Item must not qualify for placement into any other Division/Class per division or class descriptions

(Must use prefix 11, 22, 33 or 44 – see dept. rules)

Classes (01):

- ☐ 01 All other Creative Arts

DEPARTMENT: HOME-EC - PHOTOGRAPHY

Superintendent: R.B. Dorran

**EXHIBITS MUST BE PICKED UP BY NOON ON SUNDAY,
AUGUST 10th**

**Any items left after 12:00 noon on Sunday will become the
property of the Umatilla County Fair.**

RULES (also refer to Home-Ec General Rules)

1. **All online or paper entry forms must be submitted by 5:00PM on July 15th.**
2. Exhibitors may enter a **maximum of 5 pictures plus 1 Fair Theme entry.**
3. **Entries submitted on paper forms or at fair office are limited to 12 Open Class entries total per person. For more entries, you must register online at www.umatillacountyfair.net**
4. Exhibitors may enter more than one picture per class.
5. Image **MUST** be MATTED, OR MOUNTED on an 8x10 or 11x14 foam core. An adhesive tab will be placed on back at check in, for display purposes. Please do not adhere your own, prior.
6. Image may be printed in any shape, size or crop ratio between 8x8 and 11x14. No larger than 11x14. **(Panoramic 6x12 up to 11x14).**
7. **No frames, glass or plastic wrap will be permitted.**
8. Title of print (optional) should be on the exhibitor tag only, not on the mat.
9. Name, address and class number should be on back of mat. Do not glue prints to cardboard (no backing).
10. Photographer's name cannot appear on the front of the image or mat.
11. Photos submitted must **NOT** have been previously entered in the Umatilla County Fair.
12. Classes will be judged and awards given for either 1st, 2nd, or 3rd place or all, if merited.
13. Any additional pictures **not** pre-registered by Open Class deadline will not be judged and will be exhibited for display only, if space is available at the Superintendent's discretion.
14. The exhibitor must be the photographer that took the picture.
15. Photoshop editing programs may be used to enhance image color and to remove distracting objects from image.
16. General use of Photoshop/Lightroom is not a special effect.
17. If special effect is used, include which effect is used in the description.
18. Black and white will be judged **with** color.
19. **ABSOLUTELY NO EXHIBITORS PERMITTED IN BUILDING DURING JUDGING.**
20. **Limit 2 entries per "other" class.**

***CLASS PREFIX REQUIRED FOR PHOTOGRAPHY:**

- (11) NOVICE** - beginning skill level
(22) ADVANCED - comprehensive skill knowledge or experience
(33) PROFESSIONAL - mastery of skill, has derived any part of income from skill
(44) SPECIAL NEEDS - learning impaired or physical limitations which inhibit skills

DIVISION: PHOTOGRAPHY

Limit 1 entry per class and 2 entries per "other" class

(Must use prefix 11, 22, 33 or 44 – see dept. rules)

Classes (01-28):

- ☐ **01** Airbrushed
- ☐ **02** Autos/Vehicles
- ☐ **03** Children
- ☐ **04** City Scenes
- ☐ **05** Fair Theme - "Cowbells & Carousels" (2025)
- ☐ **06** Farm/Ranch scenes
- ☐ **07** Humorous
- ☐ **08** Insect World
- ☐ **09** Interesting Objects
- ☐ **10** Landscape / Scenic
- ☐ **11** Local Scenes
- ☐ **12** Night Scenes
- ☐ **13** Candid People
- ☐ **14** Patriotic
- ☐ **15** Panoramic
- ☐ **16** Pets & Domestic Animals
- ☐ **17** Plant life/Flowers
- ☐ **18** Portrait, posed
- ☐ **19** Seascapes/Marine Life
- ☐ **20** Sky Day/Night
- ☐ **21** Special Effects (MUST NOTE EFFECT BEING USED)
- ☐ **22** Sports
- ☐ **23** Still Life or Table Top
- ☐ **24** Sunsets/Sunrises
- ☐ **25** Water Scenes (other than ocean)
- ☐ **26** Wild Animals
- ☐ **27** Winter Scenes
- ☐ **28** Other

DEPARTMENT: HOME-EC – TEXTILES & NEEDLECRAFT

Superintendent: Jeri Jordan

**EXHIBITS MUST BE PICKED UP BY NOON ON SUNDAY,
AUGUST 10th**

**Any items left after 12:00 noon on Sunday will become the
property of the Umatilla County Fair.**

RULES (also refer to Home-Ec General Rules)

1. **Entries submitted on paper forms or at fair office are limited to 12 Open Class entries total per person. For more entries, you must register online at www.umatillacountyfair.net**
2. **All online or paper entry forms must be submitted by 5:00PM on July 15th.**
3. Unless otherwise stated, there is only one entry per class per exhibitor. **Two entries maximum are allowed in the "other category of each section; "other" entries must not be enterable in any other class in that section and must be different from each other.**
4. **ABSOLUTELY NO EXHIBITORS PERMITTED IN BUILDING DURING JUDGING.**

***CLASS PREFIX REQUIRED FOR TEXTILES & NEEDLECRAFT:**

- (11) NOVICE**- considered a beginner or someone with limited skill
(22) ADVANCED- comprehensive knowledge of skill
(33) PROFESSIONAL- mastery of skill, has derived income (in any capacity) from artwork
(44) SPECIAL NEEDS-learning impaired, physical limitations

DIVISION: QUILTS & QUILTED ITEMS

Limit 2 entries per class

DESCRIPTIONS:**Baby** – 36" x 46" up to youth size**Youth/Twin/Lap** – 63" x 87" up to Full**Full** – 78" x 78" up to Queen**Queen** – 85" x 90" up to King**King** – 95" x 95" or larger**Fair Theme** – "Cowbells & Carousels" (2025)**Project Linus Quilts** – Quilts entered in this class will be donated to Project Linus of Umatilla/Morrow County at the end of fair. Maximum quilt size is 63" x 87".

(Must use prefix 11, 22, 33 or 44 – see dept. rules)

Classes (01-34):

- ☐ **01** Baby-Hand-quilted
- ☐ **02** Baby-Pieced and quilted by exhibitor
- ☐ **03** Baby-Pieced by exhibitor, quilted by another
- ☐ **04** Baby-Other (tied, etc...)
- ☐ **05** Youth/Twin/Lap size-Hand-quilted
- ☐ **06** Youth/Twin/Lap size-pieced and quilted by exhibitor
- ☐ **07** Youth/Twin/Lap size-pieced by exhibitor, quilted by another
- ☐ **08** Youth/Twin/Lap size-Other (tied, etc...)
- ☐ **09** Full size-Hand-quilted
- ☐ **10** Full size-Pieced and quilted by exhibitor
- ☐ **11** Full size-Pieced by exhibitor, quilted by another
- ☐ **12** Full size-Other (tied, etc...)
- ☐ **13** Queen-Hand-quilted
- ☐ **14** Queen-Pieced and quilted by exhibitor
- ☐ **15** Queen-Pieced by exhibitor, quilted by another
- ☐ **16** Queen-Other (tied, etc...)
- ☐ **17** King and larger-Hand-quilted
- ☐ **18** King and larger-Pieced and quilted by exhibitor
- ☐ **19** King and larger-Pieced by exhibitor, quilted by another
- ☐ **20** King and larger-Other (tied, etc...)
- ☐ **21** Fair Theme-Hand-quilted
- ☐ **22** Fair Theme-Pieced and quilted by exhibitor
- ☐ **23** Fair Theme-Pieced by exhibitor, quilted by another
- ☐ **24** Fair Theme-Other (tied, etc...)
- ☐ **25** Miniature quilt (20" x 20" or smaller)
- ☐ **26** Placemats
- ☐ **27** Project Linus Quilt
- ☐ **28** Table Cover - centerpieces
- ☐ **29** Table Cover - runners
- ☐ **30** Table Cover - tablecloth
- ☐ **31** Wall Quilt
- ☐ **32** Group item (made by more than one person)
- ☐ **33** Pillow (must be quilted)-(single, or set of 2 ok)
- ☐ **34** Other quilted items

DIVISION: KNITTED, CROCHETED & TATTED

Limit 1 entry per class and 2 entries per "other" class

DESCRIPTIONS:**Baby** – 36" x 46" up to youth size**Youth/Twin/Lap** – 63" x 87" up to Full**Full** – 78" x 78" up to Queen**Queen** – 85" x 90" up to King**King** – 95" x 95" or larger**Fair Theme** – "Cowbells & Carousels" (2025)**Project Linus Afghan** – Afghan entered in this class will be donated to Project Linus of Umatilla/Morrow County at the end of fair. Maximum quilt size is 63" x 87".

(Must use prefix 11, 22, 33 or 44 – see dept. rules)

Classes (01-28):

- ☐ **01** Crocheted Afghan-Baby
- ☐ **02** Crocheted Afghan-Lap/Twin/Youth
- ☐ **03** Crocheted Afghan-Full
- ☐ **04** Crocheted Afghan-Queen
- ☐ **05** Crocheted Afghan-King or Larger
- ☐ **06** Crocheted Pillow-(single or set of 2)
- ☐ **07** Crocheted-Doily, 13" or under
- ☐ **08** Crocheted-Centerpiece, 14 in. or over
- ☐ **09** Knitted Afghan-Baby
- ☐ **10** Knitted Afghan-Lap/Youth/Twin
- ☐ **11** Knitted Afghan-Full
- ☐ **12** Knitted Afghan-Queen
- ☐ **13** Knitted Afghan-King or Larger
- ☐ **14** Knitted Pillow-(single or set of 2)
- ☐ **15** Knitted-Doily, 13" or under
- ☐ **16** Knitted-Centerpiece, 14" or over
- ☐ **17** Tatted Afghan-any size
- ☐ **18** Tatted Pillow-(single or set of 2)
- ☐ **19** Tatted-Doily, 13" or under
- ☐ **20** Tatted-Centerpiece, 14" or over
- ☐ **21** Project Linus Afghan
- ☐ **22** Pot-holder (2) same size/shape
- ☐ **23** Placemats (2)
- ☐ **24** Tablecloth
- ☐ **25** Dishcloths (2) same size/shape
- ☐ **26** Coasters (4)
- ☐ **27** Towel
- ☐ **28** Other knitted, crocheted or tatted item

DIVISION: HOUSEHOLD ITEMS

(BASIC SEWING)

Limit 1 entry per class and 2 entries per "other" class

(Must use prefix 11, 22, 33 or 44 – see dept. rules)

Classes (01-14):

- ☐ **01** Cloth-Bath
- ☐ **02** Cloth-Kitchen
- ☐ **03** Napkins
- ☐ **04** Pillowcases (set)
- ☐ **05** Pillow-(single or set of 2)
- ☐ **06** Placemats (2)
- ☐ **07** Potholders (2)
- ☐ **08** Table Cover - centerpieces
- ☐ **09** Table Cover - runners
- ☐ **10** Table Cover - tablecloth
- ☐ **11** Towel-Bath
- ☐ **12** Towel-Kitchen
- ☐ **13** Towels-Set
- ☐ **14** Other Household Item

DIVISION: RUGS, SPINNING & WEAVING

(INCLUDES SWEDISH WEAVING)

Limit 1 entry per class and 2 entries per "other" class**(Must use prefix 11, 22, 33 or 44 – see dept. rules)****Classes (01-11):**

- ☐ 01 Rugs-Crocheted
- ☐ 02 Rugs-Latch hook
- ☐ 03 Rugs-Penny Rugs
- ☐ 04 Rugs-Woven
- ☐ 05 Dyed-Spun 1 Skein (at least 3 oz.)
- ☐ 06 Wool-Spun 1 Skein (at least 3 oz.)
- ☐ 07 Other fibers-Spun 1 Skein (at least 3 oz.)
- ☐ 08 Yarn-Crocheted (made from spun fibers)
- ☐ 09 Yarn-Knitted (made from spun fibers)
- ☐ 10 Yarn-Woven (made from spun fibers)
- ☐ 11 Other Rugs, Spinning & Weaving Item

DIVISION: STITCHERY

(Brazilian Embroidery, Embroidery, Crewel, Wool Felt, Fleece, Counted Cross)

Limit 1 entry per class and 2 entries per "other" class**(Must use prefix 11, 22, 33 or 44 – see dept. rules)****Classes (01-17):**

- ☐ 01 Cloth-bath
- ☐ 02 Cloth-kitchen
- ☐ 03 Dresser scarf
- ☐ 04 Framed picture
- ☐ 05 Pillow-(single or set of 2)
- ☐ 06 Pillowcases (2)
- ☐ 07 Placemats (2)
- ☐ 08 Potholder (2), same size/shape
- ☐ 09 Quilt/Blanket
- ☐ 10 Table Cover - centerpieces
- ☐ 11 Table Cover - runners
- ☐ 12 Table Cover - tablecloth
- ☐ 13 Towel-bath
- ☐ 14 Towel-kitchen
- ☐ 15 Towel-sets (towel/dish/washcloth, towels)
- ☐ 16 Wall hanging
- ☐ 17 Other stitchery item

DIVISION: HOLIDAY

(Can have more than one entry in each class, but must be different holidays. Maximum of (3) holidays per class)

(Must use prefix 11, 22, 33 or 44 – see dept. rules)**Classes (01-12):**

- ☐ 01 Stocking-(Single or set of 2)
- ☐ 02 Tree decoration
- ☐ 03 Tree skirt
- ☐ 04 Wall Hanging
- ☐ 05 Pillow-(Single or set of 2)
- ☐ 06 Table Cover - centerpieces
- ☐ 07 Table Cover - runners
- ☐ 08 Table Cover - tablecloth
- ☐ 09 Towel – bath
- ☐ 10 Towel - kitchen
- ☐ 11 Quilts
- ☐ 12 Other

DIVISION: SEWING MACHING ART

(Sewing Machine Art: Includes everything you can do on the "home" sewing machine, with the exception of garment

*Machines using programmed stitches, cams, computer cassettes or special embellishment machines)

(Must use prefix 11, 22, 33 or 44 – see dept. rules)**Classes (01-06):**

- ☐ 01 Applique
- ☐ 02 Free motion
- ☐ 03 Lace
- ☐ 04 Machine Embroidery*
- ☐ 05 Needle painting
- ☐ 06 Other techniques

DIVISION: RECYCLE/REPURPOSE(Using an article to make another – **excludes clothing and/or accessories**)**(Must use prefix 11, 22, 33 or 44 – see dept. rules)****Classes (01-05):**

- ☐ 01 Denim
- ☐ 02 Linens/Towels
- ☐ 03 Plastic
- ☐ 04 Tin
- ☐ 05 Other

DEPARTMENT: HOME-EC – CLOTHING**Superintendent: Adrienna Hartung****EXHIBITS MUST BE PICKED UP BY NOON ON SUNDAY, AUGUST 10th****Any items left after 12:00 noon on Sunday will become the property of the Umatilla County Fair.****RULES (also refer to Home-Ec General Rules)****1. Entries submitted on paper forms or at fair office are limited to 12 Open Class entries total per person. For more entries, you must register online at www.umatillacountyfair.net****2. All online or paper entry forms must be submitted by 5:00PM on July 15th.****3. Unless otherwise stated, there is only one entry per class per exhibitor. Two entries maximum are allowed in the "other category of each section; "other" entries must not be enterable in any other class in that section and must be different from each other.****4. ABSOLUTELY NO EXHIBITORS PERMITTED IN BUILDING DURING JUDGING.****5. SIZES MUST BE EQUIVALENT TO STORE BOUGHT SIZES.*****CLASS PREFIX REQUIRED FOR CLOTHING:****(11) NOVICE** - beginning skill level**(22) ADVANCED** - comprehensive skill knowledge or experience**(33) PROFESSIONAL** - mastery of skill, has derived any part of income from skill**(44) SPECIAL NEEDS** - learning impaired or physical limitations which inhibit skills

DIVISION: BABIES & TODDLERS

Limit 1 entry per class and 2 entries per "other" class

(Must use prefix 11, 22, 33 or 44 – see dept. rules)

Classes (01-16):

- ☐ 01 2-piece outfit (fabric must coordinate)
- ☐ 02 Baby bunting
- ☐ 03 Crocheted bibs (2)
- ☐ 04 Fabric bibs (2)
- ☐ 05 Knitted bibs (2)
- ☐ 06 Crocheted dress
- ☐ 07 Fabric dress
- ☐ 08 Knitted dress
- ☐ 09 Hat
- ☐ 10 Pants/shorts
- ☐ 11 Playsuit
- ☐ 12 Shirt/blouse
- ☐ 13 Sleepwear
- ☐ 14 Sweatsuit
- ☐ 15 T-Shirt (knit fabric)
- ☐ 16 Other

DIVISION: CHILDREN SIZES 4T-6T

Limit 1 entry per class and 2 entries per "other" class

(Must use prefix 11, 22, 33 or 44 – see dept. rules)

Classes (01-15):

- ☐ 01 2 piece outfit (fabric must coordinate)
- ☐ 02 Blouse/shirt
- ☐ 03 Coat
- ☐ 04 Dress
- ☐ 05 Jacket
- ☐ 06 Jumper
- ☐ 07 Pants/shorts
- ☐ 08 Skirt
- ☐ 09 Sleepwear/robe
- ☐ 10 Slippers
- ☐ 11 Suit
- ☐ 12 Sweater-crocheted
- ☐ 13 Sweater-knitted
- ☐ 14 T-shirt (knit fabric)
- ☐ 15 Other

DIVISION: CHILDREN SIZES 7-12

Limit 1 entry per class and 2 entries per "other" class

(Must use prefix 11, 22, 33 or 44 – see dept. rules)

Classes (01-15):

- ☐ 01 2-piece outfit (fabric must coordinate)
- ☐ 02 Blouse/shirt
- ☐ 03 Dress
- ☐ 04 Jacket
- ☐ 05 Jogging suit
- ☐ 06 Jumper
- ☐ 07 Pants/shorts
- ☐ 08 Skirt
- ☐ 09 Sleepwear/robe
- ☐ 10 Slippers
- ☐ 11 Sweater-crocheted
- ☐ 12 Sweater-knitted
- ☐ 13 Sweatshirt
- ☐ 14 T-shirt (knit fabric)
- ☐ 15 Other

DIVISION: GIRLS AND WOMEN

Limit 1 entry per class and 2 entries per "other" class

(Must use prefix 11, 22, 33 or 44 – see dept. rules)

Classes (01-17):

- ☐ 01 Blouse/Shirt
- ☐ 02 Coat (outerwear)
- ☐ 03 Dress
- ☐ 04 Formal
- ☐ 05 Jacket
- ☐ 06 Jogging Outfit
- ☐ 07 Jumper/Jumpsuit
- ☐ 08 Maternity dress/top
- ☐ 09 Pants/Shorts
- ☐ 10 Skirt
- ☐ 11 Sleepwear/Robe
- ☐ 12 Suit with skirt
- ☐ 13 Sweatshirt
- ☐ 14 Swimwear
- ☐ 15 T-shirt (knit fabric)
- ☐ 16 Vest
- ☐ 17 Other

DIVISION: BOYS AND MEN

Limit 1 entry per class and 2 entries per "other" class

(Must use prefix 11, 22, 33 or 44 – see dept. rules)

Classes (01-11):

- ☐ 01 Coat
- ☐ 02 Jacket
- ☐ 03 Jogging suit
- ☐ 04 Pants/shorts
- ☐ 05 Shirt
- ☐ 06 Sleepwear
- ☐ 07 Suit
- ☐ 08 Sweatshirt
- ☐ 09 T-shirt (knit fabric)
- ☐ 10 Vest
- ☐ 11 Other

DIVISION: ACCESSORIES - FABRIC OR LEATHER

Limit 1 entry per class and 2 entries per "other" class

(Must use prefix 11, 22, 33 or 44 – see dept. rules)

Classes (01-07):

- ☐ 01 Apron (single of set)
- ☐ 02 Belt
- ☐ 03 Duffel bag
- ☐ 04 Handbag
- ☐ 05 Hat
- ☐ 06 Men's ties
- ☐ 07 Other

DIVISION: KNITTED OR CROCHETED APPAREL

Limit 1 entry per class and 2 entries per "other" class

(Must use prefix 11, 22, 33 or 44 – see dept. rules)

Classes (01-20):

- ☐ 01 Crocheted-Baby Bonnet
- ☐ 02 Crocheted-Baby Booties
- ☐ 03 Crocheted-Baby Set (cap, sweater, booties)
- ☐ 04 Crocheted-Scarf
- ☐ 05 Crocheted-Sweater
- ☐ 06 Crocheted-Vest
- ☐ 07 Knitted-Baby bonnet
- ☐ 08 Knitted-Baby Booties
- ☐ 09 Knitted-Baby Set (cap, sweater, booties)
- ☐ 10 Knitted-Scarf
- ☐ 11 Knitted-Sweater
- ☐ 12 Knitted-Vest
- ☐ 13 Knitting Machine-Sweater
- ☐ 14 Handbag
- ☐ 15 Hat
- ☐ 16 Mittens
- ☐ 17 Slippers
- ☐ 18 Socks
- ☐ 19 Stole/Shawl
- ☐ 20 Other

DIVISION: TOYS & STUFFED ANIMALS

Limit 1 entry per class and 2 entries per "other" class

(Must use prefix 11, 22, 33 or 44 – see dept. rules)

Classes (01-12):

- ☐ 01 Doll Clothes
- ☐ 02 Dolls-Crocheted
- ☐ 03 Dolls-Fabric
- ☐ 04 Dolls-Knitted
- ☐ 05 Dressed Doll (clothes made by the exhibitor)
- ☐ 06 Nursery Toys/Crib Mobiles
- ☐ 07 Stuffed Animals-Fabric
- ☐ 08 Stuffed Animals-Fur
- ☐ 09 Stuffed Animals-Crocheted/Knitted
- ☐ 10 Teddy Bear-Fabric
- ☐ 11 Teddy Bear-Fur
- ☐ 12 Other

DIVISION: WOVEN ARTICLES

Limit 1 entry per class and 2 entries per "other" class

(Must use prefix 11, 22, 33 or 44 – see dept. rules)

Classes (01-04):

- ☐ 01 Coat, jacket, sweater, vest, skirt or dress
- ☐ 02 Children's or Baby's clothing or accessory
- ☐ 03 Clothing accessories: hat, scarf, shawl, poncho, purse
- ☐ 04 Other

DIVISION: PET CLOTHING

Limit 1 entry per class and 2 entries per "other" class

(Must use prefix 11, 22, 33 or 44 – see dept. rules)

Classes (01-04):

- ☐ 01 Costume/Novelty
- ☐ 02 Repurposed-(made from items or materials that humans have used or worn)
- ☐ 03 Formal wear-female
- ☐ 04 Formal wear-male

DIVISION: RECYCLE/REPURPOSE

(Using an article to make another; includes clothing and/or accessories)

Limit 1 entry per class and 2 entries per "other" class

(Must use prefix 11, 22, 33 or 44 – see dept. rules)

Classes (01-04):

- ☐ 01 Denim
- ☐ 02 Linens/Towels
- ☐ 03 Plastic
- ☐ 04 Tin
- ☐ 05 Other

DIVISION: ENHANCED

(Enhancing or decorating clothing or accessories that were NOT made by exhibitor)

Limit 1 entry per class and 2 entries per "other" class

(Must use prefix 11, 22, 33 or 44 – see dept. rules)

Classes (01-04):

- ☐ 01 Tie Dye
- ☐ 02 Bedazzled (Rhinestones, gems etc..)
- ☐ 03 Painted/Colored
- ☐ 04 Decorative stitching
- ☐ 05 Other enhancement

DEPARTMENT: HOME-EC – BAKED FOODS**Superintendent: Kelsey Gray**

Entries will be disposed of at the close of fair.

RULES (also refer to Home-Ec General Rules)**1. Each exhibitor must prepare and bake THEIR OWN ENTRIES. Multiple exhibitors may not enter foods baked from the same batch.****2. Self-rising flour and/or mixes not permitted.****3. All entries should be placed on 4" plates or clear clamshell for larger items, and covered with a ziplock bag. (Clamshell items do not need a ziplock bag over them).****4. Entries may be reclassified or moved at the discretion of the superintendent.****5. Icing and decoration will have no effect on judging, except in decorated cakes.****6. NO refrigeration provided.****7. ABSOLUTELY NO EXHIBITORS PERMITTED IN BUILDING DURING JUDGING.****8. Limit one entry per class unless otherwise specified.****9. Limit 2 entries per "other" class unless otherwise specified.*****CLASS PREFIX REQUIRED FOR BAKED FOODS:****(11) ADULT- 18 and over****(22) YOUTH- 13-17 years of age****DIVISION: MICROWAVE BAKING**

Present on 4" paper plate

Limit 1 entry per class and 3 entries per "other" class

(Must use prefix 11 or 22– see dept. rules)

Class (01-06):

- ☐ 01 Cake - 1/4 full cake
- ☐ 02 Candy (3)
- ☐ 03 Cookies (3)
- ☐ 04 Quick bread (1 loaf)
- ☐ 05 Yeast bread (1 loaf)
- ☐ 06 Other (3)

DIVISION: YEAST BREADS

*Rolls (3) or Loaf (1)

Present on 4" paper plate**Limit 1 entry per class****(Must use prefix 11 or 22– see dept. rules)****Class (01-08):**

- ☐ 01 Cinnamon
- ☐ 02 Oatmeal
- ☐ 03 Raisin
- ☐ 04 Sourdough
- ☐ 05 Sweet
- ☐ 06 White
- ☐ 07 Whole Wheat
- ☐ 08 Other

DIVISION: QUICK BREADS

*Rolls (3) or Loaf (1)

Present on 4" paper plate**(Must use prefix 11 or 22 – see dept. rules)****Class (01-09):**

- ☐ 01 Banana
- ☐ 02 Biscuits (3)
- ☐ 03 Coffee Cake
- ☐ 04 Cornbread (3 sq.)
- ☐ 05 Gingerbread (3 sq.)
- ☐ 06 Muffins (3)
- ☐ 07 Nut
- ☐ 08 Zucchini
- ☐ 09 Other

DIVISION: CAKES

Criteria: Cake should be ¼ of full cake (except decorated)

General Appearance: even shape, slightly rounded

Lightness: delicate, springy

Crumb: fine, even

Texture: tender, velvety, moist

Present on 4" paper plate**(Must use prefix 11 or 22 – see dept. rules)****Class (01-16):**

- ☐ 01 Angel food, no frosting
- ☐ 02 Bundt cake
- ☐ 03 Chiffon cake
- ☐ 04 Chocolate layer cake
- ☐ 05 Cupcakes (3, one unfrosted)
- ☐ 06 Decorated Cake, Styrofoam permitted
- ☐ 07 Ethnic cakes and others
- ☐ 08 Fair Theme cake
- ☐ 09 Fresh Apple or Applesauce cake, unfrosted
- ☐ 10 German Chocolate
- ☐ 11 Marble cake
- ☐ 12 Spice cake
- ☐ 13 Sponge cake, no frosting
- ☐ 14 Upside-down cake
- ☐ 15 White layer cake
- ☐ 16 Other

DIVISION: SUGAR-FREE BAKING

*Sugar free means all products to be baked without refined sugars, molasses, honey, chocolate chips or corn syrup. Must have recipe with entry.

Present on 4" paper plate**(Must use prefix 11 or 22 – see dept. rules)****Class (01-05):**

- ☐ 01 Bread – 1 loaf
- ☐ 02 Cakes – ¼
- ☐ 03 Cookies (3)
- ☐ 04 Pies – ¼
- ☐ 05 Other

DIVISION: CANDY

Criteria: 3 candies per class

Appearance: color, uniform

Present on 4" paper plate**(Must use prefix 11 or 22 – see dept. rules)****Class (01-07):**

- ☐ 01 Caramels
- ☐ 02 Dipped candy
- ☐ 03 Divinity
- ☐ 04 Fudge
- ☐ 05 Hard Candy
- ☐ 06 Nut brittle
- ☐ 07 Other

DIVISION: COOKIES

Criteria: 3 cookies or bars per plate

General Appearance: uniformity in shape and size

Texture: tender, even grain, crisp drop cookies, others soft and cake-like

Color: characteristic of kind, uniform

Flavor: excessive flavors of spices, flavoring or sweetening

Present on 4" paper plate**(Must use prefix 11 or 22 – see dept. rules)****Class (01-15):**

- ☐ 01 Assortment (if making same **type** of cookies, they must each be a different flavor)
- ☐ 02 Bars
- ☐ 03 Brownies
- ☐ 04 Chocolate chip
- ☐ 05 Drop
- ☐ 06 Filled
- ☐ 07 Frosted Holiday or party
- ☐ 08 Gingersnaps
- ☐ 09 No bake
- ☐ 10 Oatmeal
- ☐ 11 Peanut butter
- ☐ 12 Refrigerated
- ☐ 13 Rolled
- ☐ 14 Snickerdoodles
- ☐ 15 Other

DIVISION: FAT-FREE BAKING

Criteria: fat free – no oil, shortening, butter, margarine or lard

Must have recipe with entry.

Present on 4" paper plate

(Must use prefix 11 or 22 – see dept. rules)

Class (01-04):

- ☐ **01** Bread
- ☐ **02** Cakes
- ☐ **03** Cookies
- ☐ **04** Other

DIVISION: PIES & COBBLER

Criteria: only ¼ of a pie per class. Shall be in 8" or 9" non-returnable pans contained in plastic bag. General Appearance: shape, regular, free from bulges on top crust, uniform browning. Internal Characteristics: crust texture, tender but free from tendency to crumble, crisp on bottom as well as along the edges

Filling: fruit well cooked, not too dry or juicy, characteristic of kind, free from excessive sweetness or flavor of uncooked starch. Flavor: crust, rich well.

(Must use prefix 11 or 22 – see dept. rules)

Class (01-05):

- ☐ **01** Cobbler – 1 individual serving (crumb or oatmeal topping ok)
- ☐ **02** Double crust fruit – only ¼ of pie
- ☐ **03** Double crust berry – only ¼ of pie
- ☐ **04** Mincemeat – only ¼ of a pie
- ☐ **05** Pies, other – only ¼ of a pie

DIVISION: MISCELLANEOUS BAKING

Present on 4" paper plate

(Must use prefix 11 or 22 – see dept. rules)

Class (01-07):

- ☐ **01** Batter breads (loaf)
- ☐ **02** Bread machine (loaf)
- ☐ **03** Coffee cake ¼ full cake
- ☐ **04** Fried bread – 1 loaf or baguette
- ☐ **05** Maple bars (3)
- ☐ **06** Raised donuts (3)
- ☐ **07** Other fancy

DIVISION: OREGON WHEAT FOUNDATION BAKING CONTEST

The Oregon Wheat Foundation is bringing back the Oregon Wheat Growers League Baking Contests. This year's contests will be in five selected counties and are open to anyone ages 7 and up.

The junior division is for ages 7-13 and will be baking Blueberry Sour Cream Muffins*. Three muffins need to be submitted with the paper liners on the muffins. Place food items on a paper plate and in a plastic bag or wrap.

The adult division is for ages 14 and up and will be baking Honey Wheat Bread*. One whole loaf of bread on a paper plate and in a plastic bag or wrap is to be submitted as the entry. No professional bakers allowed to enter.

*Recipes will be provided. Recipes can be found on the fair website at www.umatillacountyfair.net

Prizes:

Adults	Juniors
1 st - \$100	1 st - \$50
2 nd - \$75	2 nd - \$35
3 rd - \$50	3 rd - \$25

Payment for prizes comes from the Oregon Wheat Foundation and will be mailed directly to the winners. Winners may have their names and/or pictures of their entries displayed in the Oregon Wheat magazine.

Class: 01 Junior (7-13 years of age)

Class: 02 Adult (14 and up)

DEPARTMENT: HOME-EC – FOOD PRESERVATION

Superintendent: Kris Dorran

EXHIBITS MUST BE PICKED UP BY NOON ON SUNDAY, AUGUST 10th

Any items left after 12:00 noon on Sunday will become the property of the Umatilla County Fair.

RULES (also refer to Home-Ec General Rules)

FOOD PRESERVATION CANNING:

1. Entries submitted on paper forms or at fair office are limited to 12 Open Class entries total per person. For more entries, you must register online at www.umatillacountyfair.net

2. All online or paper entry forms must be submitted by 5:00PM on July 15th.

3. All entries must be labeled correctly. Use only standard canning jars, (no larger than quart size) DO NOT USE PARAFFIN WAX ON JAMS OR JELLIES. No freezer jams allowed. Jars and lids must be clean and rings removed. Judges will be using the latest Cooperative Extension Bulletin on Food Preservation methods, Blue Ball Book® of Preserving, copyright 2011 (or newer) or USDA Complete Guide to Home Canning. No jars will be opened for judging.

4. A round label will be on the face of the jar with the exhibitor's name and the contents clear enough for Fairgoers to read. A square label with information on preparation (pressure cook, how long, etc.) for the judge on the back. The label must also tell if lemon juice, citric acid or vinegar was used. Labels are available at the Fair Office before fair or from the Superintendent on Sunday, August 3rd.

DRYING:

1. All entries must be labelled correctly. Bring 2 large, 6 medium, 12 small or 1 tablespoon of tiny pieces (like peas) in an appropriate size mason jar. Attach self-sticking label (approximately 1.5"x3") with processing information to the jar.

ABSOLUTELY NO EXHIBITORS PERMITTED IN BUILDING DURING JUDGING.

DIVISION: VEGETABLE PRESERVATION

Classes (01-14):

Class: 01 Asparagus

Class: 02 Beets

Class: 03 Cabbage

Class: 04 Carrots

Class: 05 Corn

Class: 06 Green beans

Class: 07 Peas

Class: 08 Potatoes

Class: 09 Sauerkraut

Class: 10 Stewed tomatoes

Class: 11 Tomatoes

Class: 12 Vegetables, mix

Class: 13 Wax beans

Class: 14 Other (up to 2 different)

DIVISION: FRUIT PRESERVATION

Classes (01-13):

- Class: 01** Apple pieces
- Class: 02** Applesauce
- Class: 03** Apricots
- Class: 04** Blueberries
- Class: 05** Boysenberries
- Class: 06** Cherries, dark
- Class: 07** Cherries, pie
- Class: 08** Peaches
- Class: 09** Pears
- Class: 10** Pie fillings
- Class: 11** Plums
- Class: 12** Raspberries
- Class: 13** Rhubarb

DIVISION: CANNED MEAT AND FISH

Classes (01-08):

- Class: 01** Beef
- Class: 02** Elk or Venison
- Class: 03** Fish
- Class: 04** Lamb
- Class: 05** Mincemeat
- Class: 06** Pork
- Class: 07** Poultry
- Class: 08** Other (up to 2 different)

DIVISION: JELLY

Color: characteristic of fruit, clear, bright and translucent
Consistency: can hold its shape when turned out but quivers when moved, tender, and cuts easily, holding sharp edge
Flavor: characteristic of fruit

Classes (01-11):

- Class: 01** Apple
- Class: 02** Blackberry
- Class: 03** Blueberry
- Class: 04** Cherry
- Class: 05** Crabapple
- Class: 06** Grape
- Class: 07** Mint
- Class: 08** Plum
- Class: 09** Raspberry
- Class: 10** Strawberry
- Class: 11** Other (up to 2 different)

DIVISION: JAM

Criteria: Jam is made of crushed fruit
Color: characteristic of fruit, clear, bright and translucent
Consistency: can hold its shape when turned out but quivers when moved, tender, and cuts easily, holding sharp edge
Flavor: characteristic of fruit

Classes (01-15):

- Class: 01** Apricot
- Class: 02** Apricot/Pineapple
- Class: 03** Blackberry
- Class: 04** Blueberry
- Class: 05** Boysenberry
- Class: 06** Cherry
- Class: 07** Gooseberry
- Class: 08** Marion berry
- Class: 09** Peach
- Class: 10** Plum
- Class: 11** Raspberry
- Class: 12** Rhubarb
- Class: 13** Strawberry
- Class: 14** Strawberry/Rhubarb
- Class: 15** Other (up to 2 different)

DIVISION: CONSERVES

Conserves are a jam combined with raisins and/or nuts.

Classes (01-15):

- Class: 01** Apricot
- Class: 02** Apricot/Pineapple
- Class: 03** Blackberry
- Class: 04** Blueberry
- Class: 05** Boysenberry
- Class: 06** Cherry
- Class: 07** Gooseberry
- Class: 08** Marion berry
- Class: 09** Peach
- Class: 10** Plum
- Class: 11** Raspberry
- Class: 12** Rhubarb
- Class: 13** Strawberry
- Class: 14** Strawberry/Rhubarb
- Class: 15** Other (up to 2 different)

DIVISION: PRESERVES

Preserves are made with pieces of the fruit in thick syrup.

Classes (01-08):

- Class: 01** Apricot
- Class: 02** Blueberry
- Class: 03** Cherry
- Class: 04** Peach
- Class: 05** Pears
- Class: 06** Plum
- Class: 07** Raspberry
- Class: 08** Strawberry

DIVISION: MARMALADE

Marmalade is combination of small pieces of fruit in a transparent jelly-like product.

Classes (01-02):

- Class: 01** Mixed fruit
- Class: 02** Other (up to 2 different)

DIVISION: FRUIT BUTTER

Fruit butters are made up of fruit pulp.

Classes (01-07):

- Class: 01** Apple
- Class: 02** Apricot
- Class: 03** Peach
- Class: 04** Pear
- Class: 05** Plum
- Class: 06** Prune
- Class: 07** Other (up to 2 different)

DIVISION: PICKLES

Criteria: sealed standard canning jar with complete label
Appearance: uniform, attractive, balanced liquid to solid, proper fill
Quality: texture, natural color

Classes (01-08):

- Class: 01** Asparagus
- Class: 02** Beets
- Class: 03** Bread & Butter Pickles
- Class: 04** Cauliflower
- Class: 05** Dill
- Class: 06** Kosher Dill
- Class: 07** Sweet Cucumber
- Class: 08** Other (up to 2 different)

DIVISION: RELISHES & SAUCES

Classes (01-06):

- Class: 01 Barbeque Sauce
- Class: 02 Catsup
- Class: 03 Fruit Syrup
- Class: 04 Relish
- Class: 05 Salsa
- Class: 06 Other (up to 2 different)

DIVISION: DRIED FOODS

Criteria: clear container, appropriate for contents, complete label
Appearance: attractive, uniform

Classes (01-07):

- Class: 01 Fruit
- Class: 02 Fruit leather
- Class: 03 Herbs
- Class: 04 Meats
- Class: 05 Tea
- Class: 06 Vegetables
- Class: 07 Freeze Dried
- Class: 08 Other (up to 2 different)

DIVISION: JUICES

Classes (01-07):

- Class: 01 Apple
- Class: 02 Grape
- Class: 03 Pear
- Class: 04 Pineapple
- Class: 05 Tomato
- Class: 06 White grape
- Class: 07 Other (up to 2 different)

DIVISION: SOUPS

Classes (01-05):

- Class: 01 Broth
- Class: 02 Cream
- Class: 03 Meat
- Class: 04 Vegetable
- Class: 05 Other (up to 2 different)

DEPARTMENT: HOME-EC – CREATIVE KIDS (OPEN TO CHILDREN 12 YRS AND UNDER ONLY)

Superintendent: June Mills

EXHIBITS MUST BE PICKED UP BY NOON ON SUNDAY, AUGUST 10th

Any items left after 12:00 noon on Sunday will become the property of the Umatilla County Fair.

ALL ENTRY FORMS MUST BE SUBMITTED EITHER ONLINE OR AT THE FAIR OFFICE BY 5:00PM ON JULY 15th

RULES

1. Entries submitted on paper forms or at fair office, are limited to 12 Open Class entries total per person. For more entries, you must register online at www.umatillacountyfair.net
2. Children must do the work themselves – to the extent they are capable.
3. One entry per class unless otherwise specified.
4. ABSOLUTELY NO EXHIBITORS PERMITTED IN BUILDING DURING JUDGING.
5. Entries submitted on paper forms or at fair office are limited to 12 Open Class entries total per person. For more entries, you must register online at www.umatillacountyfair.net

*CLASS PREFIX REQUIRED FOR CREATIVE KIDS:

(11) Ages 6 and under

(22) Ages 7-9

(33) Ages 10-12

DIVISION: FINE ARTS (Kids Division)

*Children must do the work themselves; to the extent they are capable.

Parents may HELP with direction and oversee the work. All must be framed and/or matted and ready for hanging. No specified subjects.

(Must use prefix 11, 22 or 33 – see dept. rules)

Classes (01-13):

- ☐ 01 Collage
- ☐ 02 Drawing – Charcoal
- ☐ 03 Drawing – Color crayon
- ☐ 04 Drawing – Felt marker
- ☐ 05 Drawing – Ink
- ☐ 06 Drawing – Pencil
- ☐ 07 Drawing – Mixed (combination of any drawing medium)
- ☐ 08 Colored picture (drawn by another, colored by exhibitor – ink, paint, marker, crayon, pencil)
- ☐ 09 Mixed media
- ☐ 10 Painting – Acrylic
- ☐ 11 Painting – Watercolor
- ☐ 12 Painting – Other
- ☐ 13 Scrapbooking

DIVISION: CRAFTS (Kids Division)

- *Children must do the work themselves; to the extent they are capable. Parents may HELP with direction and oversee the work.
- *Heavy (10 lbs or larger), or entries exceeding **3 ft x 3 ft** must obtain prior approval from Superintendent. Please contact Fair Office for approval. Space limitations may be a factor.
- Exceedingly large items will not be accepted without prior approval.

(Must use prefix 11, 22 or 33 – see dept. rules)

Classes (01-26):

- ☐ 01 Bird house – Pre-made, painted by exhibitor
- ☐ 02 Ceramics – Glaze
- ☐ 03 Ceramics – Other
- ☐ 04 Clay – Hard
- ☐ 05 Clay – Soft
- ☐ 06 Decorated basket
- ☐ 07 Dough art
- ☐ 08 Foam art
- ☐ 09 Jewelry & Beadwork
- ☐ 10 Leather – tooled
- ☐ 11 Leather – other
- ☐ 12 Macramé
- ☐ 13 Metal craft
- ☐ 14 Paper craft
- ☐ 15 Pipe cleaner art
- ☐ 16 Plaster craft
- ☐ 17 Stained glass
- ☐ 18 String art
- ☐ 19 Fair Theme Art “Cowbells & Carousels” (2025)
- ☐ 20 Wall decoration (must be ready to hang)
- ☐ 21 Weaving
- ☐ 22 Wood – cars
- ☐ 23 Wood – carved
- ☐ 24 Wood – Doll houses
- ☐ 25 Wood – Other
- ☐ 26 Other craft (not listed)

DIVISION: HOBBIES (Kids Division)

- *Entries are not to exceed a total size of **3 ft x 3 ft**.
- **No heavy wood bases. Bases should consist of plastic, foam board, cardboard or other lightweight materials.**
- One group entry per child, will be accepted for the “Group” class.
- A “group” consists of 3 or more similar or related items presented as one entry. Examples: A group of old-style model cars, or different types of model trucks painted the same color, or a group of Lego helicopters, etc.

(Must use prefix 11, 22 or 33 – see dept. rules)

Classes (01-12):

- ☐ 01 Kits & Models-Group (limit 1 per child)
- ☐ 02 Kits & Models – Bird house assembled by exhibitor
- ☐ 03 Kits & Models – Cars & trucks
- ☐ 04 Kits & Models – Planes
- ☐ 05 Kits & Models – Wood
- ☐ 06 Kits & Models – Other
- ☐ 07 Lego Model – Made from a packaged kit.
- ☐ 08 Lego Creation – Farm
- ☐ 09 Lego Creation – Moving
- ☐ 10 Lego Creation – Group (*see definition above)
- ☐ 11 Lego Creation – Fair Theme “Cowbells & Carousels” (2025)
- ☐ 12 Lego Creation – Other

DIVISION: CLOTHING & TEXTILES (Kids Division)

*Children must do the work themselves; to the extent of their own capabilities. Parents may HELP with direction and oversee the work.

(Must use prefix 11, 22 or 33 – see dept. rules)

Classes (01-19):

- ☐ 01 Backpack or Tote bag
- ☐ 02 Christmas decoration
- ☐ 03 Counted cross stitch
- ☐ 04 Garment – hand sewn
- ☐ 05 Garment – machine sewn
- ☐ 06 Hand embroidered
- ☐ 07 Needlepoint
- ☐ 08 Pet clothing
- ☐ 09 Pillow
- ☐ 10 Quilt – hand quilted
- ☐ 11 Quilt – pieced by exhibitor, quilted by another
- ☐ 12 Quilt – pieced and quilted by exhibitor
- ☐ 13 Quilt – other (tied, etc...)
- ☐ 14 Stenciled fabric article
- ☐ 15 Textile fabric painting – Clothing
- ☐ 16 Textile fabric painting – Other
- ☐ 17 Tie Dye
- ☐ 18 Wind sock or Fabric kite
- ☐ 19 Other

DIVISION: DOLLS & FRIENDS (Kids Division)

*Children must do the work themselves; to the extent of their own capabilities. Parents may HELP with direction and oversee the work.

(Must use prefix 11, 22 or 33 – see dept. rules)

Classes (01-04):

- ☐ 01 Animals – cones or other
- ☐ 02 Doll
- ☐ 03 Pet rocks
- ☐ 04 Other

DIVISION: PHOTOGRAPHY (Kids Division)

Creative Kids Photography:

- Any photo not previously entered is eligible. Limit one photo per class.
- Each photo must be matted for display. NO framed or covered photos will be accepted. An adhesive tab will be placed on back at check in, for display purposes. Please do not adhere your own, prior.
- Black and white will be judged separate from color.
- *Children must do the work themselves; to the extent of their own capabilities. Parents may HELP with direction and oversee the work.

Photo size must be 8x10.

(Must use prefix 11, 22 or 33 – see dept. rules)

Classes (01-12):

- ☐ 01 Action
- ☐ 02 Animal
- ☐ 03 Collection or collage
- ☐ 04 Floral
- ☐ 05 Human
- ☐ 06 Insect
- ☐ 07 Landscape
- ☐ 08 People
- ☐ 09 Still Life
- ☐ 10 Sunset
- ☐ 11 Fair Theme 2025- “Cowbells & Carousels”
- ☐ 12 Other

DIVISION: FOODS (Kids Division)

*See Open Class *BAKED FOODS AND FOOD PRESERVATION*

DEPARTMENTS for display instructions.

*Children must do the work themselves; to the extent of their own capabilities.

Parents may HELP with direction and oversee the work.

NOTES:

Breads: whole loaf on 4" or 6" paper plate, sealed in plastic or bag

Cakes: on covered board or cardboard sealed with plastic

Cookies: 3 cookies/bars on a 4-6" paper plate sealed in a plastic bag

Pies: ¼ of pie only. 8" or 9" non-returnable pan contained in plastic bag

Ages 6 & under NOT ELIGIBLE for Preserved Foods

(Must use prefix 22 or 33 – see dept. rules)

Class (01-26):

- ☐ **01** Breads – Batter
- ☐ **02** Breads – Yeast
- ☐ **03** Quick breads – Biscuits (3)
- ☐ **04** Quick breads – Fruit bread – Whole loaf
- ☐ **06** Quick breads – Zucchini bread – Whole loaf
- ☐ **07** Quick breads – Other
- ☐ **08** Cake or Cupcakes (3)
- ☐ **09** Cobblers
- ☐ **10** Cookies – Bar
- ☐ **11** Cookies – Chocolate chip
- ☐ **12** Cookies – Gingerbread
- ☐ **13** Cookies – Molasses
- ☐ **14** Cookies – Peanut butter
- ☐ **15** Cookies – Snickerdoodle
- ☐ **16** Cookies – Sugar
- ☐ **17** Cookies - Unbaked
- ☐ **18** Canned foods – Fruit – **Ages 7-12 only**
- ☐ **19** Canned foods – Jam – **Ages 7-12 only**
- ☐ **20** Canned foods – Jelly – **Ages 7-12 only**
- ☐ **21** Canned foods – Vegetables – **Ages 7-12 only**
- ☐ **22** Canned foods – Other – **Ages 7-12 only**
- ☐ **23** Dried foods – Fruit
- ☐ **24** Dried foods – Vegetable
- ☐ **25** Pies
- ☐ **26** Other baked goods

DIVISION: OREGON WHEAT FOUNDATION BAKING CONTEST

The Oregon Wheat Foundation is bringing back the Oregon Wheat Growers League Baking Contests. This year's contests will be in five selected counties and are open to anyone ages 7 and up.

The junior division is for ages 7-13 and will be baking Blueberry Sour Cream Muffins*. Three muffins need to be submitted with the paper liners on the muffins. Place food items on a paper plate and in a plastic bag or wrap.

*Recipe will be provided and can be found on the fair website at www.umatillacountyfair.net

See OWF Baking Contest under Home Ec – Baked Food for more information on how to enter.



**St. Anthony
Hospital**

**Our Vision: A healthier future
for all—inspired by faith, driven
by innovation, and powered by
our humanity.**



**2801 St. Anthony Way • Pendleton
541.276.5121 • sahpendleton.org**

Open Class Entry Form

(DUE July 15th | 5:00pm)

2025 Umatilla County Fair

Use this form as a worksheet to help you with on-line entries or to submit at the fair office.

***If using this form, you are limited to 12 entries TOTAL per person.**

***More than 12 entries must register online.**

YOU WILL NEED THE 2025 Exhibitor's Guide TO REGISTER ONLINE AND IN-PERSON.

**ALL RULES, REGULATIONS, DEPARTMENTS, DIVISIONS,
AND CLASSES ARE LISTED IN THE 2025 EXHIBITOR'S GUIDE**

OPEN CLASS SCHEDULE (see Exhibitor's Guide for a complete schedule):

- Discounted season Exhibitor passes can **ONLY** be purchased upon check-in with the **pink copy of your entry tag**, beginning **Sunday Aug. 3rd. (Limit one per exhibitor)**. Open Class Exhibitor passes are \$25.

- Static (Non-livestock) Open Class entries are received on Sun. Aug. 3rd from 8am-5pm in the Exhibit Hall.

- (ALFALFA HAY KING entries received on Mon. Aug. 4th until 7pm.)

- Livestock and Small Animal entries are received on Mon. Aug. 4th from **7am-12 Noon** and again from **5pm-8pm**.

ANIMALS WILL NOT BE ACCEPTED BETWEEN NOON AND 5:00PM.

- All Livestock & Small Animals need to be removed from the Fairgrounds on Sun. Aug. 10th from 7am-10am.

- ALL Open Class premiums will be paid at the Event Center Box Office window on Saturday, Aug. 9th from 2:00pm to 4:00pm and on Sunday, Aug. 10th from 8am-Noon. Items **MUST** be **picked up by Noon on Sunday**.

- After Aug. 10th, unclaimed premiums under \$10 will NOT be paid to exhibitor and will be reabsorbed into the Fair's General

Fund

- After Aug 10th, unclaimed premiums \$10 and over will be mailed to the exhibitor via check.

OPEN CLASS REGISTRATION DEADLINE JULY 15th 5:00 PM.

Online entries: www.umatillacountyfair.net see "Exhibitor's" page.

USE FORM ON THE BACK OF THIS PAGE

Office Use Only **Date rec'd:** _____ **Entered in ShoWorks:** _____

E-mail _____ @ _____
Date of Birth: ____ / ____ / ____ Age: ____

Age: _____

City_____St_____Zip_____

St_____ Zip_____

Zip-

By submitting entries, you are acknowledging you have read and agree to the rules and regulations found in the Umatilla County Fair Exhibitors Guide. Failure to abide by all rules and regulations may result in forfeiture of Premiums and/or disqualification.

ONLINE CONFIRMATION#

If you did not receive an online confirmation #, your entry has NOT been submitted. Please record this information for your records in case of discrepancy.

By exhibiting and/or attending the Umatilla County Fair you consent to our FREE use of your image, likeness, actions and statements in connection with any live or recorded, audio, video, photograph or any other broadcast, publication or transmission of, or for the event. Any of the above may be used in UCF advertisements.

DEPARTMENT	DIVISION	CLASS # (INCLUDE PREFIX IF REQUIRED)	CLASS NAME	DESCRIPTION OF YOUR ITEM
<i>Example: Home Ec-Creative Kids</i>	<i>Dolls & Friends</i>	<i>(33) 03</i>	<i>Doll-Mop</i>	<i>Mop doll with blue dress</i>
*PLEASE CHECK YOUR DEPARTMENT RULES IN THE EXHIBITOR'S GUIDE, TO				
SEE IF YOUR DIVISION REQUIRES A PREFIX () BEFORE THE CLASS#				

OPEN CLASS ENTRIES ARE DUE JULY 15th BY 5PM.
Online entries: www.umatillacountyfair.net see "Exhibitors" page.

FFA SCORE SHEET FOR OUTSTANDING LIVESTOCK EXHIBITOR SHOW PLACINGS | UMATILLA COUNTY FAIR

Name _____ Project _____ Chapter _____

I. Show Placing's (Maximum 100 points)

A. Breeding Classes (5 or more animals in class)

1st place -- 15 points 3rd place -- 10 points 5th place -- 6 points
2nd place -- 12 points 4th place -- 8 points 6th-10th place -- 2 points

B. Breeding Classes (4 or fewer animals in class)

1st place -- 12 points 3rd place -- 7 points
2nd place -- 9 points 4th place -- 5 points

C. Market Classes -- Danish System

1st group (Blue) -- 20 points 2nd group (Red) -- 10 points

D. Group Classes -- 5 or more groups in class (*NOT to include club groups*)

1st place -- 15 points 3rd place -- 10 points 5th place -- 6 points
2nd place -- 12 points 4th place -- 8 points 6th-10th place -- 2 points

E. Group Classes -- 4 or fewer groups in class (*NOT to include club groups*)

1st place -- 12 points 3rd place -- 7 points
2nd place -- 9 points 4th place -- 5 points

F. Champion--15 points Reserve Champion--10 points

Class	Placing	Points

Total Section I (not to exceed 100) _____

II. Showmanship (Maximum 100 points), points given for each level you make until a max of 100 pts. is reached.

1st -- 50 points	6th -- 25 points	Placing Points _____
2nd -- 45 points	7th -- 20 points	
3rd -- 40 points	8th -- 15 points	TOTAL POINTS _____
4th -- 35 points	9th -- 10 points	
5th -- 30 points	10th -- 5 points	

III. Record Books -- Danish System

1 st group (Blue) -- 25 pts.	Placing Points _____
2 nd group (Red) -- 15 pts.	
TOTAL POINTS _____	

IV. Livestock Judging

1st -- 50 points	6th -- 25 points
2nd -- 45 points	7th -- 20 points
3rd -- 40 points	8th -- 15 points
4th -- 35 points	9th -- 10 points
5th -- 30 points	10 th -- 5 points

Placing Points _____

TOTAL POINTS _____

V. Summary:

Section I _____(100)

Section II _____(100)

TOTAL _____(275)

Section III _____(25)

Section IV_____ (50)

Placing _____

VI. Tie Breaker - Interview (Maximum 100 points)- to be conducted by FFA advisors.

A. Areas of which the exhibitor should have knowledge: (10 pts. each)

1. Animals' breeding dates, ages, pedigrees, etc.
2. Feeding, fitting and grooming
3. Health and common disease control
4. Industry and breed importance in this area
5. Breed (origin, size, evaluation testing methods)
6. Feed conversion, milk production/carcass grades and yields
7. Expenses and income
8. Amount of work done by exhibitor on the project
9. Information on how the exhibitor started the project
10. Exhibitor's future plans

Winning Name: _____ Club: _____

Photo by Katie Skillman Photography



FFA GENERAL RULES

1. RULES THAT APPLY TO ALL FFA EXHIBITORS:

- a) Entries must be on regular FFA forms, completed in detail and approved by the Agriculture Science Instructor. Members will not be permitted to exhibit an entry that has not been properly entered in keeping with the deadline date.
- b) Entries must be documented as an official Supervised Agricultural Experience Project with a Project Record Book that verifies initiation and management of the entry 60 days prior to the Fair or by dates specified by other Fair rules.
- c) Up to date (completed) FFA record books must be turned in at the FFA Office during weigh-in of Fair
- d) Entries must be in place on the Fairgrounds Monday, August 4th. Weigh-in will be on Monday, August 5th. All market animals will weigh in upon arrival, on a first come first serve basis. All animals must remain loaded until their turn at the scales.
- e) Entries must be removed from the Fairgrounds on Sunday, August 10th from 7:00 - 10:00AM. Removal of entries prior to release time may cause forfeiture of premium money.
- f) Exhibitors are to use space assigned by the department Superintendent. Any change in mechanical structure of exhibit (example: removal or remodeling stall pens, partitions, gates, etc.) will be grounds for forfeiture of premium at discretion of FFA management. See Superintendent for permissible alterations. ENTRIES ARE NOT TO BE PUT IN PLACE UNTIL THE DEPARTMENT SUPERINTENDENT HAS BEEN CONTACTED FOR INSTRUCTIONS.
- g) FFA Chapters may compete the same as individuals. In this case, the chapter will be assigned an exhibitor number. Chapters entering livestock must indicate on registration form the name of the member who will show the animal.
- h) Each chapter with members exhibiting livestock must make a Herdsmanship entry for each kind of livestock entered, namely Beef, Dairy, Sheep, Swine, Goats, Rabbit and Poultry.
- i) Participants in the above activities must be in Official Dress.
- j) Enterprises carried in 4-H during the current year may not be exhibited in the FFA division by an FFA member.
- k) FFA exhibitors must be at the time of participation in the Fair a secondary student, including current year graduating seniors, and enrolled in at least one vocational education course for an agricultural occupation, including a Supervised Agricultural Experience Program, with the objective of establishment in an agricultural occupation.

2. FFA ANIMAL WELFARE AND TREATMENT POLICY

Quality Assurance and Animal Welfare

- a) Drug Abuse: No illegal drug, off label use of drugs (uses other than specifically allowed on the drug label), or other use of artificial means to alter the physical composition, appearance, or disposition of a project animal is permitted. Violators may face repercussions listed below.
- b) Physical Abuse: No physical abuse of project animals is permitted in any public or private setting. Physical abuse includes, but is not limited to, surgical or other physical alteration of animal appearance or practices resulting in bruising or injury from the showman. It also includes practices resulting in inordinate levels of shrink, fill or animal stress other than routine management in accordance with acceptable industry animal husbandry practices, such as including appropriate amounts and methods of exercising and training. Violators may face repercussions listed below.
- c) In the event that repercussions are necessary for violations of the FFA animal welfare and treatment policy, the following may be applied to the violator at the discretion of the Blue Mt. FFA Advisors.

- d) Removal from the showmanship/market contest and disqualified with the loss of all placing and premiums.
- e) Rule number one, along with immediate removal from the livestock show and the loss of eligibility to show livestock within the Blue Mt. FFA organization.
- f) All of the above and removal from the stock show. The student will not be able to sell within the livestock auction. In the event violations occur within the Master Showmanship contest, the following repercussions may apply:
 - i. Removal and disqualification from the Master Showmanship contest.
 - ii. Removal and disqualification from the Master Showmanship contest, losing the privilege to compete again in the future (This rule may be commonly applied after a first offense has already occurred, but applied at FFA advisor discretion).
 - iii. All of the above and removal from the stock show. The student will not be able to sell within the livestock auction.

3. OFFICIAL DRESS FOR OREGON FFA LIVESTOCK EXHIBITORS AND CONTEST PARTICIPANTS

- a) Participants in the above activities must be in official dress
- b) White shirt/blouse, official FFA tie/scarf and official FFA jacket zipped to the top. Black pants/slacks or jeans. White pants/slacks are strongly encouraged for goats and dairy exhibitors.
- c) Superintendents have the authority to omit the wearing of jackets depending on the weather.

FFA Overall Superintendent: Sandy McKay
Assistant- Marty Campbell

*ALL FFA EXHIBITORS MUST BE REGISTERED ONLINE BY THEIR
FFA ADVISORS BY JUNE 1, 2025 IN ORDER TO EXHIBIT*

FFA SHOWMANSHIP
Superintendent: Blue Mountain District
Advisors

RULES

1. Members exhibiting livestock are required to make entry for showmanship awards in at least one division their livestock is entered. Members who exhibit livestock and poultry/rabbits must show in a showmanship class for both areas. A showmanship entry may be made for each kind of livestock entered.
2. Animals to be shown in the showmanship class must have been shown in a conformation class at which time the superintendent or the judge may eliminate a showmanship entry from showmanship competition.
3. Showmanship classes will be divided into Novice and Advance Showmanship. Novice Showmanship includes those exhibitors in Ag 1 & 2. When there are more than 15 entries in each class, the Superintendent will split the entries into two or more classes with not more than 15 entries in each class. The first and second place winners in each Showmanship Class will compete for Champion and Reserve Champion Showmanship for each species of livestock.
4. The Champion Showman of each species of livestock (beef, sheep, swine, dairy, and goat) will then compete for the All Around Champion Showman Awards if a minimum of 3 exhibitors are entered within the category.
5. Each contestant will be ranked on a 1-5-point basis by each judge for each species of animal. The individual with the fewest points will be the winner.
6. FFA Showmanship Awards: the first-place showman in beef, dairy, sheep, swine, and goat classes will be presented individual awards in the ring. Individual donors will provide these awards.
7. Factors to consider when scoring showmanship: Appearance

of showman (neat, clean, properly dressed) poise, promptness, calmness, alertness, and attitude of showman. Skill in showing the animal including: continuous attention while showing, controlling and keeping animal placed to advantage, ability to stand the animal, ability to move animal as requested by judge. The Animal: Condition (fleshing), clean, brushing and curling, clipping and brushing, feet and horns, condition of equipment.

(Individual Showmanship)

CLASS 1-10

- | | |
|-----------------|------------|
| 1. Beef | 6. Poultry |
| 2. Sheep | 7. Rabbits |
| 3. Swine | 8. Turkeys |
| 4. Dairy Cattle | 9. Pigeons |
| 5. Goats | 10. Ducks |

Lot:

- Novice
- Advanced

FFA HERDSMANSHIP Superintendent: Ellery Jones

RULES

- The Herdsmanship award will be made on a chapter and an individual basis.
- Pens must be cleaned by **8:00 a.m.**
- All FFA Chapters must make a Herdsmanship entry for each species of livestock entered.
- If animals or exhibitor's area is not properly cared for, including the period following the Awards Program, the Herdsmanship judge has the authority to have premium money withheld and to have exhibitor remove animals.
- To be considered for the Herdsmanship Award the exhibitor must have an exhibitor card neatly completed and displayed. Herdsmanship will be done by exhibitors only.
- Daily Herdsmanship banners will be awarded the top chapter exhibiting beef, sheep, dairy, swine or goats. At least two exhibitors with 3 beef or dairy animals or 5 head of sheep, swine or dairy goats must show animals for the chapter to be eligible.
- Factors to consider when scoring Herdsmanship: The exhibitor: Appearance - neat, clean and properly dressed; cooperativeness with fellow exhibitors and those in charge; Manner - degree and promptness in carrying out duties and responsibilities; general attitude and conduct.

Care of Animals:

- Kept clean at all times
- Adequate bedding used
- Fed and watered regularly
- Blankets used properly

Care of stalls, pens, aisles, tack area: exhibitor card displayed that is fully and neatly completed; equipment kept in show boxes; feed kept in feed aisle and not on top of pen; stalls to be labeled with chapter name; aisle kept clean and free for spectators. Tack area and equipment must be labeled with chapter name.

CLASS (1-6)

- | | |
|----------|-----------------|
| 1. Beef | 4. Dairy Cattle |
| 2. Sheep | 5. Goats |
| 3. Swine | 6. Small Animal |

FFA RECORD BOOKS Superintendent: Blue Mountain District Advisors

- Record Books are to be handed in to the FFA office at final weigh-in during Fair.
- Required for all Market Livestock Projects. They must be complete!

Points:

Blue 10 pts
Red 7 pts
White 5 pts

FFA BEEF CATTLE Superintendents: Marty Campbell

RULES

- Livestock must pre-enter by June 1, 2025.
 - Department superintendents have the authority to breakdown or combine division classifications in order to best facilitate the show.
 - Refer to Open Class rules, Beef and Youth Show rules.
- BREEDING** (American System 1-2-3, Danish System 1st blue, 2nd blue, 3rd blue). If steers and breeding animals are both exhibited, points may be combined to select a winner.
Breeding animals must be registered with papers.

POINTS:

1ST	10	4TH	4
2ND	8	5TH	2
3RD	6		

USE SAME DIVISION AND CLASSES AS OPEN CLASS- BREEDING CATTLE.

FFA MARKET STEERS

RULES

- All rules for the Youth Livestock Auction will be enforced.
- All breeds will compete together
- One entry per exhibitor, 4-H and FFA compete together in youth show.
- FFA shows first on even years.

CLASS

- Market Steer - calved last year

CHAPTER HERD RULES

- Herd consists of four breeding animals owned by at least two members.
- Must have a chapter exhibitor number.
- Entry limit: 1 herd per chapter

CLASS

- Chapter Herd

FFA DAIRY CATTLE
Superintendents: Ellery Jones

1. Livestock must pre-enter by June 1, 2025.
2. Refer to Open Class rules for Dairy.

BREEDING

Refer to divisions and classes under Open Class Dairy Cattle

Points:

1 st	10	4 th	4
2 nd	8	5 th	2
3 rd	6		

CHAPTER HERD RULES

1. Herd consists of 4 breeding animals owned by at least two members. Entry limit: one herd per chapter.

CLASS

1. Chapter Herd

FFA GOATS

Superintendent: Katie Adams

RULES

1. Read Open Class rules
2. Livestock must pre-enter by June 1, 2025.

BREEDING DOES ONLY

Refer to Class and Lot Number under - Open Class Dairy Goats - Add: Class 7: Grade

POINTS:

1 st	6	4 th	3
2 nd	5	5 th	2
3 rd	4		

FFA MARKET GOAT

RULES

1. All rules for the Youth Livestock Auction will be enforced.
2. All breeds and crossbreeds compete together.
3. 4-H/FFA competes together in Youth Show.
4. No premiums; market

CLASS

1. Market goat.

CHAPTER HERD RULES

1. Herd consists of 5 breeding goats owned by at least two members
2. Entry limit: one herd per chapter

CLASS

1. Chapter Herd

FFA SWINE MARKET SWINE

Superintendents:
Kylee Hunt & Elizabeth McCarty

RULES

1. Livestock must pre-enter by June 1, 2025.
2. Youth Auction rules will be upheld.
3. One entry per exhibitor.
4. All breeds and crossbreeds compete together.
5. 4-H/FFA competes together.
6. FFA is first in odd years.

CLASS

1. Market Hog

POINTS: FEEDER CLASS ONLY

1 st	6	4 th	3
2 nd	5	5 th	2
3 rd	4		

FFA SHEEP

Superintendents:
Helen Griffin

RULES

1. All sheep must be clean, fitted and been shorn within the current year except for the wool breeds, or premiums will be withheld.
2. All lambs must be showing lamb teeth or proof of age may be required.
3. Check Open Class rules
4. Livestock must pre-enter by June 1, 2025.
5. Market Lambs must be shown in showmanship.

BREEDING STOCK

Use Divisions and Classes from Open Class –Sheep

FFA MARKET LAMBS

RULES

1. All rules of the Youth Auction will be upheld.
2. Lambs shown in the Market Lamb Dept. may not be shown in breeding except for Get-of-Sire lot.

CLASS

1. Market lambs

POINTS:

1 st	6	4 th	3
2 nd	5	5 th	2
3 rd	4		

FFA POULTRY, RABBITS & PIGEONS

Superintendent: Madelin Muilenburg

RULES

Refer to 4-H

SECTIONS: 1,3,4,5,6,7,8

Please refer to Open Class Poultry Pigeons and Rabbits for Section, Divisions and Classes, (Exception: Section 2 and Section 9, these listed below)

FFA MARKET CHICKENS

RULES

1. Youth Auction rules will be upheld.
2. All 4-H and FFA will compete together.
3. All breeds and crossbreeds will compete together.

CLASS (pen of 3):

1. Fryers under 8 weeks, 4 to 6½ lbs., live weight
2. Roasters, 8-16 weeks, 6 lbs. or more, live weight

POINTS

1 st	3
2 nd	2
3 rd	1

FFA MARKET RABBITS

RULES

1. Youth Auction rules will be upheld.
2. 4-H/FFA competes together.
3. All breeds and crossbreeds will compete together.
4. No points.

CLASS (pen of 3)

1. Fryer rabbits 4 lbs. - 5½ lbs. Not over 80 days of age.
2. Roaster rabbits 5½ lbs. - 7½lbs. 81-100 days of age.

FFA AG MECHANICS

Superintendent: Terrie Dennis

RULES

1. All shop entries must be the product of vocational agricultural student or active FFA members.
2. The Superintendent may move projects from one class to another, at their discretion.
3. When there is five or more project of the same kind, a separate class may be created.
4. Batteries are to be disconnected from power driven projects.
5. Projects must be complete. Chapter advisors are responsible for delivery and marking their Chapter Shop display.
6. The Danish system will be used in judging the mechanics exhibits.

NOTE: Furniture does not qualify for entry.

SCORE CARD FOR AGRICULTURE MECHANICS:

Points:

Instructional Value..... 20

The exhibit or project has provided desirable learning activities in agricultural mechanics instruction.

Quality of Work.....50

Design, use of material, construction Practices, exhibit/project completed

Usefulness.....15

The project has a practical use at home

Finish.....15

TOTAL.....100

Exhibit/project has proper finish, paint, varnish, etc. for the type of use.

TRAILERS

1-3

- | | |
|------------|----------|
| 1. Stock | 4. Pipe |
| 2. Utility | 5. Other |
| 3. Machine | |

POINTS

Blue 15
Red 10
White 5

LARGE CONSTRUCTION

1-4

- | | |
|-----------------|----------|
| 1. Metal | 3. Wood |
| 2. Wood & Metal | 4. Other |

POINTS

Blue 15
Red 10
White 5

MEDIUM CONSTRUCTION

1-4

- | | |
|-----------------|----------|
| 1. Metal | 3. Wood |
| 2. Wood & Metal | 4. Other |

POINTS

Blue 15
Red 10
White 5

SMALL CONSTRUCTION

1-8

- | | |
|-----------------|----------------------|
| 1. Metal | 5. Rope Halter |
| 2. Wood & Metal | 6. Stall Card Holder |
| 3. Saw Horse | 7. Hay Hooks |
| 4. Nail | 8. Other |

POINTS

Blue 15
Red 10
White 5

RECONSTRUCTION

CLASS BLUE RED WHITE

Large Projects	10	7	4
Medium Project	6	5	4
Small Project	4	3	2

SHOP SKILLS

CLASS

1. OXY-Acetylene Welding
- 1-7

- | | |
|-----------------|----------------|
| 1. Melt Strip | 4. Tent Weld |
| 2. Butt Weld | 5. Bronze Butt |
| 3. Bead and Rod | 6. Bronze Bead |
| 7. Other | |

CLASS

2. Arc Welding

1-8

- | | |
|----------------|----------------|
| 1. 6011 Bead | 5. 6010 Butt |
| 2. 6011 Fillet | 6. 6010 Fillet |
| 3. 7018 Bead | 7. 6011 Butt |
| 4. 6010 Bead | 8. Pad |
| 9. Other | |

CLASS

- 3 - Miscellaneous

1-6

1. PVC Pipe
2. Copper Pipe Sharpening
3. Wood block
4. Eye Bolt Sharpening Gage
5. Twist Drill
6. Twist Drill

POINTS

Blue 15
Red 10
White 5

FFA CREATIVE SHOP SKILLS

CLASS

1. Large Projects
2. Medium Projects
3. Small Projects

POINTS

Blue 15
Red 10
White 5

**FFA LIVESTOCK JUDGING SUPERINTENDENT:
Marty Campbell & Blue Mountain District Advisors**

RULES

1. The student must be a FFA member in good standing with the local Chapter, State Assoc., and the National Organization at the time of the Contest.
2. The student, at the time of participation in the contest must be a secondary student. Includes current year graduating seniors until State Fair state contests; and enrolled in at least one agricultural education course for an agricultural occupation, including a supervised occupational experience program, with the objective of establishment in an agricultural occupation.
3. High three chapter teams will receive banners, both contests.
4. A team may consist of five eligible members. The score of the three high individuals will be used to determine the team score. Greenhand and Advanced Team contests will be held.

TEAM POINTS:

1 st	20	3 rd	10
2 nd	15	4 th	5

INDIVIDUAL POINTS

1 st	20	6 th	10
2 nd	18	7 th	8
3 rd	16	8 th	6
4 th	14	9 th	4
5 th	12	10 th	2

LIVESTOCK JUDGING CONTEST

Teams will judge the following:

1. Beef - One class of market steer judging and one class of steer grading or feeder grading based on the State FFA contest that given year.
2. Sheep - One class of market lamb judging and one class of production ewe judging or a keep cull class with data to be alternated with swine.
3. Swine - One class of market hogs judging and one class of production gilts or keep cull gilts with data to be alternated with sheep.
4. One oral reasons class.

NOTE: Each class is worth 50 points. The total points possible will be 350.

CLASS

1. Novice
2. Advanced

FFA LAND PRODUCE

Superintendent: Nancy Weinke

1. A member may make only ONE entry in each class. A member may only submit 1 entry in each "other" class but up to 4 separate varieties in the "any other" variety categories in the Crop Division.
2. Exhibits must be in place in between 8:00am and 5:00 p.m. on **Sunday, August 3rd**. In the Open Class Horticulture Section. (Inside the Event Center.)
3. **Exhibitor meeting on Monday at 11:30 AM. Report to Horticulture exhibit area to meet with Judge.**
4. All entries must conform to the following or be disqualified:
 - a) All vegetables must be clean and of marketable quality (insects or disease will disqualify an entry).
 - b) Have been produced as a part of the members Supervised Agricultural Experience Program and prepared for exhibit by the member unless otherwise stated.
 - c) Harvested since last year's State Fair.
 - d) Be in the quality and manner called for in the premium list.
 - e) Vegetables leave ½" on top.

5. All entries will be judged using the Danish system with scoring as follows:

- Blue - exceptional quality
- Red - meets bare min. trade standard
- White - may not meet trade standards but is marketable, free from disease, insects, damage, etc.
- NP - no placing

6. The FFA member must do all preparation of exhibits. Involvement of adults must be limited to advising. Any exhibit prepared by an adult will be declared ineligible for premiums.

7. Must be displayed on white paper plate.

VEGETABLES

1-82

- 01 Asparagus, 3 stalks
- 02 Beans, Bush, 3 pods
- 03 Beans, green, 3 pods
- 04 Beans, lima, 3 pods
- 05 Beans, pull, 3 pods
- 06 Beans, snap, 3 pods
- 07 Beets, baby 3 beets, 3/4" to 1" diameter
- 08 Beets, 3 beets, 1 1/2" to 3" diameter (red, white or golden. 2" tops)
- 09 Broccoli, 1 head
- 10 Brussel sprouts-, 3 brussels cut from stalks.
- 11 Cabbage, green, 1-head, do not remove leaves.
- 12 Cabbage, red, 1-head, do not remove leaves
- 13 Carrots-3
- 14 Cauliflower-1 head Do not remove leaves
- 15 Celery-1 bunch
- 16 Corn-Yellow, 3 ears yellow – with husks
- 17 Corn-White, 3 ears candy – with husks
- 18 Corn-Multi colored, 3 ears – with husks
- 19 Cucumbers 3 pickling
- 20 Cucumbers 3 slicing
- 21 Cucumbers 3 lemon
- 22 Eggplant -1
- 23 Garlic, 3 regular
- 24 Garlic, 3 large
- 25 Kale, 3 stalks
- 26 Kohlrabi, 3 white with 2" stem lift
- 27 Kohlrabi, 3 purple with 2" stem lift
- 28 Lettuce-(head or leaf) 1 head or bound leaves
- 29 Leeks, 3
- 30 Okra, 3 pods, green or red
- 31 Onions, 3 white dry, do not peel
- 32 Onions, 3 yellow dry, do not peel
- 33 Onions, 3 red dry, do not peel
- 34 Onions, green, 3 tops trimmed
- 35 Peas (in pod) 3
- 36 Peppers, 3 green bell
- 37 Peppers, 3 red bell
- 38 Peppers, 3 yellow bell
- 39 Peppers, 3 chilies
- 40 Peppers, 3 jalapenos
- 41 Potatoes, 3 Yellow
- 42 Potatoes, 3 Red
- 43 Potatoes, 3 Russet
- 44 Potatoes, 3 White
- 45 Pumpkin, 1
- 46 Radishes, 3 roots any kind, leaves attached
- 47 Rhubarb, 3 stalks, pull, do not trim leaves
- 48 Spinach-1 bunch
- 49 Squash, 1 Acorn
- 50 Squash, 3 Butternut
- 51 Squash, 3 Crookneck, 4 to 5" long, skin penetrable by thumbnail
- 52 Squash, 3 Scallop-Patty Pan
- 53 Squash, 3 Spaghetti
- 54 Squash, 3 Straight neck, 12 to 14" long, skin penetrable by thumbnail
- 55 Squash, 1 winter variety.

- 56 Squash, 3 young Zucchini, 6" to 9" long, skin penetrable by thumbnail
- 57 Swiss chard-3 stalks with leaves
- 58 Tomato, 3 big boys
- 59 Tomato, 3 cherry, red
- 60 Tomato, 3 cherry, orange
- 61 Tomato, 3 cherry, yellow
- 62 Tomato, 3 early girl
- 63 Tomato, 3 green
- 64 Tomato, 3 roma
- 65 Tomato, 3 steaks
- 66 Tomato, 3 yellow pear
- 67 Turnip, 3 table size
- 68 Other garden vegetables
69. Watermelon - 1
70. Vegetables, other
71. Largest Watermelon
72. Sunflower head largest diameter
73. Largest sunflower on stalk
77. Largest squash or pumpkin - weight
78. Largest cabbage – weight
79. Most unusual vegetable
80. Tallest stalk of corn with roots attached
81. Home garden exhibit (to be selected from home garden for which the FFA member has a major responsibility). The exhibit shall consist of 5-10 vegetables of different varieties and shall be prepared to display in a space not to exceed 5 square feet.
82. Herbs, other

Class 1-69, 80-82

POINTS:

BLUE 4
RED 3
WHITE 2

Class 70-79

POINTS:

1st 3
2nd 2
3rd 1

COMMERICAL TRUCK CROPS

Exhibit must be from ¼ acre or more in size for each class entered and must be accompanied by current record book. NOTE: Lots in Section 2 are the same as Lot 1 through 42 in Section 1.

FRUITS

(Each flat to consist of 12 specimens)

1-7

1. Apples, any variety, 12
2. Berries, any, one pint box
3. Cherries, any, with stems, one pint box
4. Grapes, table/juice, any variety, 1 quart box (minimum 2 cluster)
5. Grapes, wine, any variety, 1 quart box (minimum 2 clusters)
6. Prunes, dried, 1 quart plastic bag, previous crop
7. Fruits, any variety, 12

NUTS

(Each entry to be in a wide mouth quart jar) Lot:

1. Walnuts, 1 quart

SILAGE

1-3

1. Corn, 1 quart in plastic bag
2. Legume, 1 quart in plastic bag
3. Any other variety

VEGETABLE SEED

1-4

1. Any variety, 1 pint in wide mouth jar

HONEY AND BEES

1-4

1. Comb honey, 2 sections enclosed in cellophane
2. Extracting frame honey, 1 frame
3. Bees, in glass display case
4. Extracted honey, 1 pint

SPECIALTY CROPS

1-4

1. Mint oil, 3 oz. Minimum
2. Sugar beets, 3
3. Sugar beet seed, 1 pint, wide mouth
4. Any other variety

COMMERCIAL GRAINS

One quart (each entry to be in a wide mouth quart jar) State variety entered.

1-11

1. 6 row barley
2. 2 row barley
3. Other barley
4. Gray oats
5. White oats
6. Any other oats
7. Hard Red Spring Wheat
8. Soft white Wheat
9. White Club Wheat
10. Any other Wheat
11. Any other Grain

SEED GRAINS

One quart (each entry to be in a wide mouth quart jar) please state variety entered

1-8

1. Six row barley
2. Any other barley
3. Hard Red Winter Wheat
4. Hard Red Spring Wheat
5. White Oats
6. Soft White Wheat
7. Any Other Wheat
8. Any Other Grain

GRAIN SHEAVES

Sheaves must be 3" to 4" in diameter at butt with leaves removed and tied in three places.

1-8

1. Six row barley
2. Other barley
3. White oats
4. Any other oat
5. Awned wheat
6. Awnless wheat
7. Club wheat
8. Any other grain

FIELD SEED

One quart, in a wide mouth quart jar

1-16

1. Alfalfa
2. Bromegrass
3. Clover, crimson
4. Clover, red
5. Clover, white
6. Fescue, tall
7. Clover, any
8. Vetch, hairy
9. Other
10. Orchard grass
11. Peas, field
12. Ryegrass
13. Timothy
14. Trefoil, Any
15. Vetch
16. Willamette

TURF SEED

One quart, in a wide mouth quart jar

1. Bent grass, any kind and variety
2. Bluegrass, Kentucky
3. Bluegrass, any other kind or variety
4. Fescue, chewing
5. Fescue, red creeping
6. Rye grass
7. Any other variety

SHEAVES

To qualify, sheaves must be 3" to 4" in diameter at but

1. Legumes, any kind
2. Grass, any kind

HAY

(Alfalfa Hay King Contest Open Class HAY KING Section

There must be at least 2 FFA competitors for the Hay King Contest to occur.)

1. First 2025 cutting-alfalfa hay
2. Any other 2025 cutting - alfalfa hay
3. First 2025 cutting, any other variety
4. Second or later 2025 cutting, any other variety

Photo by Katie Skillman Photography



2025 Umatilla County Fair FFA Awards Sponsors

Grand Champion Showman		<u>Award</u>	<u>Sponsor</u>
Rabbit	Water Bottle		Mel & Jerrie Keely
Furry Critter & Cavy & Pigeon	Water Bottles		Jean Winter
Dairy	Water Bottle		Farm Credit Services
Beef	Water Bottle		Steve & Erin Wallace
Goat	Water Bottle		Tompkins Family Farms
Sheep	Water Bottle		Farm Credit Services
Swine	Water Bottle		Fourth Street Family Dental
Poultry	Water Bottle		Hermiston FFA Alumni
Outstanding Exhibitor		<u>Award</u>	<u>Sponsor</u>
Swine	Belt Buckle		Masonic Lodge #138
Sheep	Belt Buckle		Tuscan Lodge #136 A.F. & A.M.
Beef	Belt Buckle		Tom & Julie Spoo
Dairy	Belt Buckle		Meenderink Dairy
Goat	Belt Buckle		Masonic Lodge #40
Pigeon & Rabbit	Belt Buckle		Hermiston FFA Alumni
Cavy & Poultry	Belt Buckles		Christiansen Realty Group
Furry Critters	Belt Buckle		Jean Winter
A Special Thanks To All of Our FFA Awards			
1st-3rd Individual Large Animal Livestock Judging		<u>Award</u>	<u>Sponsor</u>
Beginning		Garment Bag & Hanger	Horse Mountain Consulting
Advanced		Garment Bag & Hange	Nutrien Ag Solution
Livestock Judging Large Animal		<u>Award</u>	<u>Sponsor</u>
Beginning		Banners	Oregon Trail Vet Clinic
Advanced		Banners	Pendleton FFA Alumni & Friends Association
1st-3rd Individual Small Animal Livestock Judging		<u>Award</u>	<u>Sponsor</u>
Beginning		Garment Bag & Hanger	Christiansen Realty Group
Advanced		Garment Bag & Hanger	Echo FFA Alumni
Livestock Judging Small Animal		<u>Award</u>	<u>Sponsor</u>
Beginning & Advanced		Banners	Christiansen Realty Group
Herdsmanship		<u>Award</u>	<u>Sponsor</u>
Sheep		Gift Card	Broken Horn Ranch Ministries
Swine		Gift Card	Timothy & Brianna Gilman
Beef		Gift Card	Memory of Harold Rankin
Dairy		Gift Card	Nutrien Ag Solution
Goat		Gift Card	Broken Horn Ranch Ministries
Small Animal		Gift Card	Warren & Angela Smith
Large Animal Award		<u>Award</u>	<u>Sponsor</u>
Master Showman		Belt Buckle	GT Land & Cattle
Small Animal		Belt Buckle	Mel & Jerrie Keely
Master Showman			



**GREAT FOOD!
GREAT SERVICE!
BEER GARDEN!**

PAVILION EVENT CENTER

1750 N. 1st St. Hermiston, OR

541-567-5180

www.midwaybargrill.com



WE OFFER CATERING SERVICES!

**LOOK FOR US AT THE
2025 UMATILLA
COUNTY FAIR**

LIVESTOCK AUCTION!

**MEAT CUTTING &
CUSTOM PROCESSING**


BEEF • PORK • SHEEP
• WILD GAME PROCESSING • CURING
SMOKING • JERKY • SMOKED SAUSAGE

E.O.M.S.



EASTERN OREGON MOBILE SLAUGHTER

253 Hermiston Ave., Hermiston, OR 97838
(541) 567-2011



Dedicated Prayer Line

We are here and ready to
pray on your behalf with our
private prayer request email:
prayerworks@inlandtarp.com



**A full yard or a single stack,
we're here for you.**

**Regional Hay Tarp Rental And Silage Covering.
National Hay Tarp Sales.**

Four decades of experience backed up
with **24/7 service**. When you choose ITC Services,
you know that **quality matters**.

1-800-HAY-TARP

www.hay-tarp.com



Employee Owned since 2020

4-H GENERAL RULES

ONLINE REGISTRATION PROCESS

All 4-H entries will be pre-registered through online registration by the member. Please follow the steps below:

1. **4-H online entry deadline is Monday, July 15 by 11:59 pm.**
2. All approved members will receive an email with the ShoWorks entry link. If you do not receive an email, please contact the 4-H office at 541-278-5404 or a club volunteer for assistance.
3. If you do not have a computer or need assistance with your online registration, contact the 4-H Office at 541-278-5404.
4. All 4-H members who met participation deadlines are in the ShoWorks database. Please refer to your enrollment email for details and passwords or contact the 4-H Office.

4-H ENTRIES

Please read all entry information and procedures in the Exhibitors Guide carefully prior to entering.

1. **Pre-entry information required for all 4-H entries must be completed by Monday, July 15.**
2. Accommodation requests must be submitted in writing to the Umatilla County 4-H office prior to the contest entry deadline.
3. Exhibits must be checked in by the times published in the fair schedule to be judged and awarded premiums.
4. All exhibits must be picked up on Sunday, August 10. Livestock will be released between 7 a.m. and 10 a.m. **All livestock exhibitors must conduct a final cleanup of the livestock area by 10 a.m.** All other exhibits will be released from 8:00 a.m. – 11:00 a.m. All exhibits must be picked up at EOTEC by 11:00 a.m. on Sunday, August 10. **The Extension Office will not transport exhibits. If you cannot meet this deadline, send a representative to pick up your exhibits.**
5. All 4-H youth exhibitors must comply with all Umatilla County Fair general rules, regulations, and policies noted in the front section of the County Fair Exhibitors Guide.
6. All exhibits for Communications, Expressive Arts, Family and Consumer Science, Horticulture, Industrial Arts, Natural Science, and STEM must be properly labeled with name, county, age division, and skill level on each exhibit item.
7. Unless otherwise specified, 4-H members **must** be enrolled in a project area to enter. Entries in project areas where a member is not currently enrolled may not be judged.
8. If required, an explanation card must be fully completed and securely attached to each exhibit. (See class requirements to know if a card is needed.) These cards should be completed by the member and must match the exhibit being entered. Exhibits without required explanation cards, labeling, or other specific class requirements will be dropped a ribbon color.

4-H ELIGIBILITY

1. Exhibiting in the 4-H Division of the fair is restricted to members enrolled in 4-H club work in Umatilla County by January 31 of the current year.
2. Unless otherwise specified, members may only exhibit

in project areas they are currently enrolled in. Members with entries in project areas they are not currently enrolled in may be deemed ineligible for awards.

3. Members must enter their proper phase or skill level according to their age division and advancements. Members are only eligible for one skill level in each project area.
4. All exhibits shall be the member's own 4-H project for the current club year.
5. Age groups for all contests and exhibitors shall be as follows, unless noted in the appropriate section:

CLOVERBUDS: Ages 5-8 on Sept. 1, 2024. Limited exhibit areas. No large animal livestock, horse, dog, shooting sports, or live contests.

NOVICE:

Static - First-year static project JUNIOR member age 9-11 on Sept. 1, 2024

Livestock/Small Animal - First-year livestock project JUNIOR member age 9-11 on Sept. 1, 2024

Horse and Shooting Sports - First-year horse or shooting sports project member regardless of age

Dog - First-year dog project JUNIOR member age 9-11 on Sept. 1, 2024. (Obedience classes are based on the level of the dog.)

JUNIOR: ages 9-11 on Sept. 1, 2024

INTERMEDIATE: ages 12-14 on Sept. 1, 2024

SENIOR: ages 15-19 on Sept. 1, 2024

6. Static exhibits may be entered in only one class.
7. The same exhibit may not be entered in 4-H, FFA, and/or Open Class unless it follows the Oregon 4-H and FFA Memorandum of Understanding (MOU).
8. Exhibitors must own all animals no later than June 1, except for those other specific ownership dates mentioned in the Exhibitors Guide.

4-H ADMINISTRATION

1. All 4-H exhibitors are to abide by the "General Rules and Regulations" of the fair, except where such rules are superseded by 4-H State Guidelines.
2. The individual member must do all the preparation and care of exhibits and necessary preparation for contests.
3. Exhibitors must allow fair management to use animals or exhibits in judging contests unless excused by the Superintendent.
4. Failure to comply with fair rules and cooperate with fair management will result in the forfeiture of premiums.
5. It will be the responsibility of each Superintendent to turn in completed results from their division to the on-site 4-H Office as soon as the clerk sheets are completed, no later than 24 hours after end of judging.

4-H PREMIUMS

4-H premiums will be awarded according to the following point system guidelines:

1. Points will be awarded at the Novice, Junior, Intermediate, and Senior levels.
2. Premium points will be determined by ribbon placing as follows: **(Remember the numbers represent points, not a dollar amount)**
 - **Blue** – 5 points
 - **Red** – 4 points
 - **White** – 3 points

No Points for Market Classes

3. Champion and Reserve Champion will receive no additional points.
4. The monetary value of a point will be determined after the show, based on the total points awarded and monies allocated for premiums.
5. Areas surrounding livestock exhibits must be kept clean during the week and thoroughly cleaned at checkout, or **PREMIUM MONEY WILL BE WITHHELD!** This will be verified by herdsman participation.
6. In case there are low exhibitor numbers or entries are deemed unworthy of the prize offered, the points will be awarded at the discretion of the judge. No champion ribbons will be awarded to class winners unless they are blue ribbon or first premium quality.

4-H RIBBONS

4-H judging will take place with the Danish Merit System, awarding class entries a blue, red, or white ribbon. Champions and Reserve Champions may be selected when the judge deems there are entries of championship quality. Champions and Reserve Champions will be selected from blue ribbon winners only. Ribbons and their relative standing are:

Champion: Best in the class

Reserve Champion: Second best in the class

Blue Ribbon: an exhibit that is excellent and meets the established standards for the class.

Red Ribbon: an exhibit that is good but has room for improvement.

White Ribbon: an exhibit that meets the requirements of the class, but shows need for considerable improvement.

Participation Ribbon: given when an exhibit does not meet the requirements of the class. (Display only)

Cloverbuds: recognition of participation

STATE FAIR ENTRIES

1. The judge will designate exhibits of State Fair quality at the time the exhibits are judged.
2. Only Intermediate and Seniors are eligible for State Fair entries, which require their attendance to participate. Juniors are eligible to send exhibits for judging. Juniors cannot participate in any in-person contests such as food preparation contests, judging contests, livestock exhibits, etc.
3. All entries qualifying for the State Fair must be registered through the onsite 4-H Office by Saturday, August 9, at 11:00 a.m.
4. **State Fair Transport Procedure:** Non-perishable items may be left at the onsite 4-H Office after all needed forms, paperwork, and identification are complete. All other exhibits can be dropped off at a designated time and location for transport.

4-H CLOVERBUDS

Superintendent: Taylor Morgan

Enrolled 4-H members ages 5-8 on Sept. 1, 2024. Choose **up to six exhibit items** from the categories listed below. 4-H'ers must submit online pre-entry by July 15, 2025, to exhibit. **Items are due in the Event Center at EOTEC between 1 p.m. and 5 p.m. on Sunday, August 3. No paperwork is required for cloverbud exhibits.**

452 600 010 Plants: examples include house plants, vegetables, terrariums, container gardens, and potato heads.

452 600 020 Cut Flowers: must be grown by member.

452 600 030 Vegetables: must be grown by member.

452 600 040 Natural Sciences: examples include leaf prints, bird feeders, and nature bookmarks.

452 600 050 Engineering: examples include feed box, draft stopper, and models.

452 600 060 Expressive Arts: examples include refrigerator magnets, ornaments, puppets, stone creations, and mobiles.

452 600 070 Photography: black and white or color photographs. Must be mounted or framed with **NO GLASS IN FRAMES.**

452 600 080 Wearable Art: examples include painted, dyed, or decorated clothing or accessories.

452 600 090 Art: examples include painting or drawing using any art medium. **NO GLASS IN FRAMES.**

452 600 100 Sewing: machine or hand-sewn items

452 600 110 Fiber Arts: examples include embroidery, weaving, or cross-stitch.

452 600 120 Knitting or Crocheting: potholders, slippers, hats, etc.

452 600 130 Cooking: 3 cookies; no-bake, shaped, bar, or drop.

452 600 140 Table Setting: place setting for 1 with menu (**exhibit turned in on Sunday, Aug. 3 - not part of Exhibit Hall Contests**)

CELEBRATE OUR WORLD

...for my club, my community, my country, and **my world.**

To encourage and celebrate different approaches to 4-H projects and skills, Oregon 4-H chooses a Celebrate Our World region or country each year. This year, the **Celebrate Our World region is Argentina!**

To participate in a Celebrate Our World project:

1. **Intermediate and senior members only.** Members must enter exhibits in project areas they are currently enrolled.
2. Study how your 4-H project area is approached or influenced by this culture and submit a 4-H project entry or exhibit inspired by what you learned.
3. All Celebrate Our World exhibits will be judged in their respective project area.
4. The exhibit must include **two** explanation cards.
 - Home project area Explanation Card
 - [Celebrate Our World Explanation Card](#)

CREATIVE WRITING

Required Form: [Creative Writing Explanation Card](#)

212 802 002 Celebrate Our World Short Story, Intermediate

212 802 003 Celebrate Our World Short Story, Senior

212 800 002 Celebrate Our World Poetry, Intermediate

212 800 003 Celebrate Our World Poetry, Senior

EDUCATIONAL DISPLAY

Required Form: [Educational Display Explanation Card](#)

214 800 002 Celebrate Our World Educational Display, Intermediate

214 800 003 Celebrate Our World Educational Display, Senior

214 800 004 Celebrate Our World Educational Display, Club

VIDEOGRAPHY

Required Form: [Videography Explanation Card](#)

213 800 002 Celebrate Our World Videography project, Intermediate

213 800 003 Celebrate Our World Videography project, Senior

EXPRESSIVE ARTS

Required Form: [Expressive Arts Explanation Card](#)

231 800 112 Celebrate Our World Art, Intermediate

231 800 113 Celebrate Our World Art, Senior

CAKE DECORATING

Required Form: [Expressive Arts Explanation Card](#)

236 800 112 Celebrate Our World Cake Decorating, Intermediate

236 800 113 Celebrate Our World Cake Decorating, Senior

FIBER ARTS

Required Form: [Fiber Art Explanation Card](#)

261 800 112 Celebrate Our World Fiber Art, Intermediate

261 800 113 Celebrate Our World Fiber Art, Senior

Required Form: [Crochet Explanation Card](#)

261 800 212 Celebrate Our World Crochet, Intermediate

261 800 213 Celebrate Our World Crochet, Senior

Required Form: [Knitting Explanation Card](#)

261 800 312 Celebrate Our World Knitting, Intermediate

261 800 313 Celebrate Our World Knitting, Senior

LEATHERCRAFT

Required Form: [Leathercraft Explanation Card](#)

251 800 112 Celebrate Our World Leathercraft project, Intermediate

251 800 113 Celebrate Our World Leathercraft project, Senior

PHOTOGRAPHY

Required Form: [Photography Explanation Card](#)

241 800 112 Celebrate Our World Photography project, Intermediate

241 800 113 Celebrate Our World Photography project, Senior

CLOTHING & TEXTILES

Required Form: [Clothing & Sewing Explanation Card](#)

320 800 112 Celebrate Our World Clothing & Textiles project, Intermediate

320 800 113 Celebrate Our World Clothing & Textiles project, Senior

FOODS & NUTRITION

Required Form: [Foods Exhibit Explanation Card](#)

511 800 112 Celebrate Our World Foods exhibit, Intermediate

511 800 113 Celebrate Our World Foods exhibit, Senior

INTERIOR DESIGN

Required Form: [Designing Spaces Explanation Card](#)

340 800 112 Celebrate Our World Interior Design, Intermediate

340 800 113 Celebrate Our World Interior Design, Senior

HORTICULTURE

713 800 012 Celebrate Our World Horticulture Arrangement, Intermediate

713 800 013 Celebrate Our World Horticulture Arrangement, Senior

Required Form: [Container Garden Explanation Card](#)

713 800 002 Celebrate Our World Container Garden, Intermediate

713 800 003 Celebrate Our World Container Garden, Senior

COMMUNICATIONS

DEPARTMENT

4-H AUDIO PRODUCTION

This division is **NEW** for 2025! Classes are open to all 4-H members (for 2025 only). All entries must be the original work of the 4-H member. Members may enter **one** exhibit per class. **NOTE:** Oregon State University Extension 4-H Youth Development reserves the right to share outstanding entries to promote 4-H programs. By submitting, participants grant permission for their work to be used for educational or promotional purposes.

1. Both project and non-project related subject matter are acceptable.
2. All audio content must support the 4-H code of conduct. Any music, sound effects, or external audio not created by the 4H'er(s) must be appropriately credited.
3. Credits can be creative and included at the beginning or end of the production. The quality, accuracy, and creativity of credits will be included in judging. Time restrictions include credits.

4. To submit your audio, email an .mp3 file to Umatilla4h@oregonstate.edu, titled "first_last_classnumber_county.mp3".
5. All exhibits must be accompanied by an [Audio Explanation Sheet](#). Email your explanation sheet with your MP3 file.
6. Judging focus for all classes will be on the following:
 - Content Quality
 - Audio Clarity
 - Creativity
 - Technical Execution
7. Judging criteria are outlined on the [Audio Judges' Rubric](#). Judges will complete the [Audio Production Score Card](#) for each entry. Both are available from the County Extension Offices, the Umatilla County 4-H website, or on the state 4-H website.

PODCASTS

This class invites members to create a podcast on any topic, from nonfiction explorations of 4-H projects, lifestyle, or current events to comedic takes on everyday life.

1. Entry can be informative, educational, or an entertainment podcast.
2. Use of interviews, music, and sound effects is encouraged but must be credited.
3. Submissions must include an introduction, main content, and conclusion.
4. Length: Up to 5 minutes for Juniors, 7 minutes for Intermediates, and 10 minutes for Seniors.

216 000 101 Podcast, Junior
216 000 102 Podcast, Intermediate
216 000 103 Podcast, Senior

NEWSCAST

1. Entry should include investigative reporting, journalistic storytelling, or news updates.
2. Must include at least two segments (e.g., news story, weather, interview).
3. All external audio (e.g., music, sound effects) must be credited. Credits can be included as audio narration or written on the explanation card.
4. Length: Up to 3 minutes for Juniors, 4 minutes for Intermediates, and 5 minutes for Seniors and Teams.

216 000 111 Newscast, Junior
216 000 112 Newscast, Intermediate
216 000 113 Newscast, Senior
216 000 114 Newscast, Team

AUDIO DRAMAS

Audio dramas bring fictional stories to life through voice acting, sound effects, and music.

SHORT FICTIONAL STORY

1. Submissions can include single episodes of a fictional series or standalone short audio stories.
2. Judged on oratory performance, sound effects, and production quality (e.g., background noise, transitions).
3. Length: Up to 5 minutes for all entries.

216 000 201 Short Fictional Story, Junior
216 000 202 Short Fictional Story, Intermediate
216 000 203 Short Fictional Story, Senior

FULL-CAST AUDIO DRAMA

1. Submissions involve multiple voice actors and sound effects to tell a longer fictional story with multiple characters and scenes.
2. Teams of any size are allowed.
3. Length: Up to 7 minutes.

216 000 214 Full-Cast Audio Drama, Club/Team

MUSIC PRODUCTION

Music production is the process of creating, recording, and refining musical compositions.

1. Submission can include original compositions, remixes, or covers of existing songs.
2. Participants must credit any samples, loops, or external audio used.
3. Submissions should demonstrate creativity, technical skill, and attention to audio quality (e.g., mixing, mastering).
4. Length: Up to 3 minutes.

216 000 301 Music Production, Junior
216 000 302 Music Production, Intermediate
216 000 303 Music Production, Senior

FOLEY ARTISTRY

Foley Artistry is the craft of creating sound effects to enhance audio or visual media.

1. Participants must recreate all the sounds for the scene using Foley techniques (no pre-recorded sound effects).
2. Submissions should include a brief explanation of the tools and methods used to create each sound.
3. Length: 1 to 4 minutes.
4. **The 2025 Foley Scene: "A Rainy Camping Trip"**. The scene begins with the sound of light rain falling on a tent. A camper unzips the tent, steps out onto muddy ground, and walks toward a crackling campfire. They pour water from a metal canteen into a tin cup, then sip it. Suddenly, a raccoon rustles through a nearby bush, knocking over a stack of firewood. The camper sighs, picks up the firewood, and tosses a log onto the fire. The scene ends with the sound of rain intensifying and thunder rumbling in the distance.

216 000 401 Foley Artistry, Junior
216 000 402 Foley Artistry, Intermediate
216 000 403 Foley Artistry, Senior

4-H CREATIVE WRITING

Superintendent: Ashlynn Burnett

Classes are open to all 4-H members. All entries must be the original work of the 4-H member. Members may enter **one** exhibit per class. A completed [Creative Writing Explanation Card \(212-01\)](#) must be attached to each exhibit.

POETRY

1. Poem can be any style (haiku, limerick, rhyme, sonnet, pastoral, free verse, acrostic, blank verse, couplet, etc.).
2. Poem can be written on any age-appropriate subject.
3. Poem must have a title.

- Poem must be mounted or matted for display. No glass is allowed. Artwork or photographs may be added. Credit will be given for creativity in the display of the poem.
- Size of exhibit cannot exceed 12" x 12".

212 100 101 Poetry, Junior
212 100 102 Poetry, Intermediate
212 100 103 Poetry, Senior

SHORT STORY

- A fiction story on any appropriate topic.
- Story should be 1-3 pages for juniors, not to exceed 5 pages for intermediates, and not to exceed 10 pages for seniors. Pages are to be 8 ½ x 11 and single-sided.
- Story must be typed in an easy-to-read font (such as Times, Calibri, or Aptos, size 14), double-spaced.
- Credit will be given for illustrations (artwork, photographs, etc.).
- Story should be placed in a flat, stiff 8 ½ x 11-inch folder with internal fasteners. (Three-ring binders and folders with external clips are not acceptable.) The exhibit tag should be attached to the cover.

212 100 201 Short Story, Junior
212 100 202 Short Story, Intermediate
212 100 203 Short Story, Senior

4-H EDUCATIONAL DISPLAYS

Superintendent: Ashlynn Burnett

Classes are open to all 4-H members and are especially appropriate for those projects that have no separate exhibit classes.

- Exhibitors may enter **one** exhibit per age division and be part of a club entry.

Note: Some topics are judged within their topic area even when submitted as an educational display.

Those must be submitted with their appropriate projects, not in the Educational Display division. This includes:

- Conservation (Natural Science)
 - Honeybees (Natural Science)
 - Science Investigation (STEM)
 - Junk Drawer Robotics (STEM)
- The exhibit may be a poster or a three-dimensional display. Posters are limited in size to 30" by 24" Individual three-dimensional displays are limited in size to 48" wide (measured when lying flat), 24" deep (front to back), and 36" high. Club exhibits are limited in size to 60" wide, 24" deep and 36" high. The weight of any display cannot exceed 30 pounds.
 - Exhibits may include pictures, models, diagrams, and actual articles if they qualify for the safety standards listed below. Drawings or photos that are an essential part of the display should be firmly attached to the board. Loose materials like soil, bark, or sand must be displayed in closed containers. No books or notebooks will be accepted as part of the display. The display may include flyers, business cards, information sheets, etc., for public distribution. Enough should be provided to last throughout the entire fair.

The following materials will not be allowed on the display for safety reasons:

- Living organisms- plants or animals**
- Any liquids**

- Aerosol bottles or other pressurized gases**
- Glass**
- Hazardous substances**
- Sharp items**

- Display (all parts) should be able to last the duration of the fair in good repair.
- An [Educational Display Exhibit Explanation Card \(000-01\)](#) must be attached to each exhibit. Judging criteria are outlined on the [4-H Educational Display Evaluation Sheet \(214-01\)](#). Both are available from the County Extension Offices, the Umatilla County 4-H website, or on the state 4-H website.
- Club exhibits are to be entered under the club's name but must include the names of all members and club volunteers. This may be on a separate piece of paper securely attached to the back of the exhibit. Club exhibits will receive one ribbon per exhibit.
- Each piece of an exhibit must have name, county, and class number securely attached to it. All parts of the display should be attached in some way to keep the exhibit together as a unit.** Single posters may be displayed by hanging or stapling to the wall. All other displays should be free-standing. All information contained in the exhibit must be able to be viewed by the public by looking at the display. All sources must be listed on the front of the display.

214 100 001 Educational Display, Junior
214 100 002 Educational Display, Intermediate
214 100 003 Educational Display, Senior
214 100 004 Educational Display, Club

4-H POSTER CONTEST (County Only Contest)

Educational poster using the theme "What 4-H Means to Me". Poster must not exceed 22" x 28".

140 700 010 4-H Means to Me Poster, Junior
140 700 020 4-H Means to Me Poster, Intermediate
140 700 030 4-H Means to Me Poster, Senior
140 700 040 4-H Means to Me Poster, Club

FAIR THEME POSTER (County Only Contest)

Members may make a poster, no larger than 22" x 28", which uses the 2025 theme "Cowbells and Carousels".

140 720 010 Fair Theme Poster, Junior
140 720 020 Fair Theme Poster, Intermediate
140 720 030 Fair Theme Poster, Senior
140 720 040 Fair Theme Poster, Club

4-H GRAPHIC DESIGN

This division is NEW for 2025! Classes are open to all 4-H members (for 2025 only). Members may enter **one** exhibit per class.

- Submissions must include a brief [Graphic Design Explanation Card](#) outlining the project goal, audience, and tools/software used.
- All entries must be submitted as a PDF to umatilla4h@oregonstate.edu by 5 pm on Sunday, Aug. 3, 2025.
- Judging will prioritize design quality, creativity, and clarity of communication over technical perfection.
- Judging criteria are outlined on the [Graphic Design Judging Rubric](#) & [Graphic Design Score Sheet](#). Both are

available from the County Extension Offices, the Umatilla County 4-H website, or on the state 4-H website.

Note: Fill in blank in class number (___) with corresponding number for Junior, Intermediate, or Senior

- 1 Junior**
- 2 Intermediate**
- 3 Senior**

215 000 10__ Branding and Logo Design: logo or branding package for an organization, business, or event. Entries should include the logo and examples of its use (e.g., on stationery, social media, or merchandise mockups). Submit as a single PDF or design board.

215 000 20__ Social Media Graphics: Set of graphics for a social media campaign. Entries should include at least three cohesive designs with appropriate text, imagery, and calls to action. Examples: Instagram posts, stories, or Facebook banners. Submit as individual image files or a combined PDF.

215 000 30__ Infographic Design: Infographic to explain a concept, share data, or tell a story visually. Examples: 4-H program impact, community statistics, or "how-to" guides. Submit as a single PDF or image file. Should be legible when printed at 8.5x11 inches.

215 000 40__ Flat Poster or Flyer: Poster or Flyer To promote an event, program, or cause. Entries should demonstrate effective use of layout, typography, and imagery. Submit as a single PDF or image file.

215 000 50__ Website Mockup or Interface Design: A single-page website mockup or interface for a mobile app. Submissions should include a clear visual layout of the page, with annotations explaining functionality if needed. Submit as a single PDF or image file.

215 000 60__ Publication Design (Magazine or "Zine"): Magazine cover and a two-page inside spread for a fictional or real publication. Submissions should show cohesive design and effective layout of text and images. Submit as a single PDF.

215 000 70__ Brochure, Card, or Invitation: Create the front, back, and inside spread that conveys a message inviting the recipient to attend a real or fictional event or participate in a program. Submissions should show cohesive design and effective layout of text and images. Submit as a single PDF.

4-H NONFICTION WRITING & PUBLICATIONS

This division is NEW for 2025! Classes are open to all 4-H members. Members may enter **one** exhibit per class.

1. All entries must be the original work of the 4-H participant.
2. A completed [Creative & Nonfiction Writing Explanation Card](#) (212-01) must be attached to each exhibit.
3. Articles must be typed and printed on single-sided sheets at standard letter size (8.5x11 inches) with your name on the page. Use an easy-to-read font (e.g., Times, Calibri, or Aptos, size 12), double-spaced. Place the article in a flat, stiff 8.5x11-inch folder with internal fasteners (no three-ring binders or folders with external clips).
4. Judging criteria and explanations can be found on the

[Nonfiction Writing Judges Rubric](#). Judges will score exhibits using the [Nonfiction Writing Score Sheet](#). Both are available from the County Extension Offices, the Umatilla County 4-H website, or the state 4-H website.

Note: Fill in blank in class number (___) with corresponding number for Junior, Intermediate, or Senior

- 1 Junior**
- 2 Intermediate**
- 3 Senior**

212 200 10__ New Article: Write a news article on a topic related to your 4-H project, community event, or current issue. News articles should be 500 words or fewer. Articles should be fact-based, well-researched, and clearly written. Include a headline, byline, and lead paragraph that answers the 5 W's (Who, What, When, Where, Why).

212 200 20__ Research Article: Write a research article on a topic related to your 4-H project or area of interest. Include at least one original source, such as an interview, survey, experiment, or observation. Articles should include an introduction, body, and conclusion, with clear citations for any sources used. Research articles may be up to 800 words for Juniors, 1200 words for Intermediates, and 1500 words for Seniors.

212 200 30__ Commentary or Op-Ed: Write a commentary or opinion piece on a topic related to your 4-H project, community issue, or current event. Op-Eds may be up to 750 words. Articles should present a clear argument supported by evidence and examples. Include a strong introduction, body paragraphs, and a conclusion that reinforces your point of view.

212 200 40__ Technical Writing: Write a technical document, such as a how-to guide, instruction manual, or project specifications, such as for performing a process required for your 4-H project. This could be something like, How to Administer Medications to a Dog. Documents should be clear, concise, and well-organized, with headings, bullet points, and visuals as needed. Technical writing may be up to 800 words for Juniors, 1200 words for Intermediates, and 1500 words for Seniors.

4-H VIDEOGRAPHY & CINEMATOGRAPHY

Classes are open to all 4-H members. Members and/or teams may enter **one** exhibit per class.

1. Both project and non-project related subject matter are acceptable.
2. All portions of the video and sound must support the 4-H code of behavior. Audio or video parts not actually recorded by the member(s) must be appropriately credited. Credits can be creative and included at the beginning or end of the video or film. The quality, accuracy, and creativity of credits will be included in judging. Time restrictions DO include credits.
3. Public display of the video will be at the discretion of the 4-H management.
4. Video submissions can be emailed to umatilla4h@oregonstate.edu or submitted on a thumb drive on Sunday, Aug. 3, with static entries. If your

submission is emailed, be sure to include the required Explanation Card.

5. All exhibits must be accompanied by a [Videography Exhibit Explanation Card \(213-02\)](#). Judging criteria are outlined on the [Videography Score Sheet \(213-01\)](#). Both are available from the County Extension Offices, the Umatilla County 4-H website, or the state 4-H website.

Note: Fill in blank in class number (___) with corresponding number for Junior, Intermediate, Senior, or Club/Team

- 1 Junior**
- 2 Intermediate**
- 3 Senior**
- 4 Club/Team**

213 000 10__ Promotional: advertisements, reviews, recruitment videos, or anything that promotes a product, service, or organization. **2025 Promo prompt:** Create a promotional video that inspires others to join 4-H or support its mission. Your video should highlight the impact of 4-H in your community, showcasing a specific project, event, or activity. Use interviews, footage, and creative storytelling to make your video engaging and persuasive. Video may be up to 5 minutes long.

213 000 20__ Documentary: Nonfiction piece of cinematography, such as an oral history, travel "vlog", or an expository "deep dive" on a topic. May be up to 20 minutes long.

213 000 30__ Educational: Demonstrations, lectures, public service announcements, or other "how to" or informational pieces. *Have a friend teach about their 4-H project!* May be up to 20 minutes long.

213 000 40__ Performance: Captures the essence or experience of a live concert, theatre production, slam poetry, or other public performance. The quality of the performance itself is not judged, only the quality of the videography. May be up to 20 minutes long. *If the performance was longer than 20 minutes long, please cut between acts or at another appropriate place, preserving the intro and closing of the performance for the judges to review.

213 000 50__ Animated Short Film: An animated film can be fiction or nonfiction (such as an educational animation project). Any form of animation, including artificial-intelligence-assisted, is acceptable. May be up to 5 minutes long.

213 000 60__ Short Film: A piece of fictional cinematography that tells a story or evokes an emotion in the viewer. May be up to 20 minutes long.

213 000 70__ News Broadcast: Include a lead, body, wrap-up, and sign-off from the broadcaster. Teams of two should include a videographer and a reporter. On-screen graphics can enhance understanding and clarity, including a ticker or chyron. Additional elements can be interviews, b-roll, or other appropriate content. May be up to 5 minutes long.

EXPRESSIVE ARTS

DEPARTMENT

4-H ART

Superintendent: Trisha Bunker

Classes are open to all 4-H members. Expressive Art has three divisions: **Original Art** is based on the entry being entirely original, **Crafts**, which includes components that have been designed or created by others, and **Pottery**. In all divisions, the member will be expected to create their work by applying the elements and principles of design.

1. All artwork is to be mounted for display, including jewelry.

- All jewelry exhibits must be mounted in some way to a board or fabric-covered board for display, and the explanation card must be folded and attached in a small plastic bag.
- **All art MUST be mounted on board as thick as mat board.** (4-ply, 6-ply, or 8-ply is recommended). Matting, spray fixatives, and/or overwrapping with plastic are acceptable for the protection of the artwork.
- If an item is meant to hang, a hanger that will support the weight of the item must be securely attached. Adhesive plastic hangers are encouraged to protect artwork. Two adhesive hangers per hanging art piece is suggested.
- Exhibits 3" or smaller **MUST** be mounted on matboard no larger than 4"x4". This should still be at least 4-ply to protect the art.

2. Due to weight, most artwork may not be framed.

- EXCEPTION for work done with chalks, charcoals, or pastels that require protection – only lightweight frames with plastic can be used for protection during display – **NO wood frames or glass is allowed.**

3. Exhibits should not contain parts that expose the public or volunteers to injury (i.e., sharp edges or points).

4. 4-H exhibit tags must be attached to the lower right-hand corner of the exhibit. Each piece of an exhibit must be labeled on the back or bottom with the member's name, county and exhibit class number. Exhibits that have more than one piece must be tied together or connected in some way so the pieces can be considered as one exhibit.

5. All entries must have a fully completed [4-H Expressive Arts Explanation Card \(231-01\)](#) to qualify for judging. This form take the place of interview judging, so be as thoughtful and comprehensive as possible when sharing the required information.

6. Exhibits are entered and displayed at the risk of the exhibitor. Public display of exhibits will be at the discretion of 4-H management. Exhibits are entered and displayed at the risk of the exhibitor.

Note: Fill in blank in class number (___) with corresponding number for age level

- 1 Junior**
- 2 Intermediate**
- 3 Senior**

ORIGINAL ART

Classes are open to all 4-H members. Members may enter up to **five** exhibits with no more than **two** per class number. Member applies the elements and principles of design to create work that is entirely their own. **No kits or stencils should be included in these exhibits.** Exhibits will be evaluated using the judging criteria outlined on the [Art Project Evaluation Sheet \(231-02\)](#).

231 100 01__ Drawing – Any surface using the following media: Graphite Pencil, Colored Pencil, Charcoal, Pen & Ink or Markers, Scratch Board, Wood Burning, Metal Embossing

231 100 02__ Painting on any type of surface using the following media: Watercolor, Acrylic, Oil, Pastels

231 100 03__ Print or Stencil – original work using print-making or stenciling techniques with a design created by the member. (Use of commercial stencils is not appropriate.)

231 100 04__ Collage or Mosaic – original work using collage or mosaic techniques with a design created by the member. Media might include paper, tile, wood, glass, seeds, etc. (Note: this class does not include scrapbooking.)

231 100 05__ Dyeing and Marbling – original work using marbling or dyeing techniques such as batik or dye painting. **NO TIE DYE OR PEN DYING.**

231 100 06__ Digital Art – original work using a digital art program or tool, with or without a photograph layer taken by the exhibitor (using the explanation card to clarify the process). Must be entered as a (mounted/matted) printout at an appropriate resolution for judging.

231 100 07__ Multiple Media – original work that incorporates two or more of the techniques described above and/or other media such as resin or glue.

231 100 08__ Carving – original three-dimensional work using subtractive techniques in wood, soap, etc.

231 100 09__ Casting, Modeling and Assembling – original three-dimensional work using additive techniques. Examples might include metal welding, casting, paper mâché, origami, and pop-up structures.

231 100 10__ Wearable Clothing or Accessory – clothing item demonstrating original artwork. Examples of accessories include jewelry, hats, purses, footwear, etc. Techniques might include painting, dyeing, sculpting, beading, enameling, etc. **NO TIE DYE OR PEN DYING.**

231 100 11__ Functional Item – original work in any technique or media done to create a functional but non-wearable item such as bowls, vases, cups, lamps, or other items. Typical media might include metal, wood, or paper.

CRAFTS

Classes are open to all 4-H members. Members may enter up to **two** exhibits with no more than **two** per class number. Member applies the elements and principles of design to create work that may incorporate pieces that have been designed or created by others, such as instructional patterns, pre-stamped or printed outlines, rubber stamps, commercial stencils, stickers, printed papers, etc. The explanation to the judge should explain how the member made the decisions about how to incorporate these pieces into the total design. **The pre-**

designed component must not be the total design.

Exhibits will be evaluated using the judging criteria outlined on the [Art Project Evaluation Sheet \(231-02\)](#).

231 300 01__ Painting on surfaces – decorative painting on any surface (wood, metal, glass, plastic, cement, fiber, plaster, paper) using any paint medium and the aid of a pre-designed instructional pattern. May also include techniques such as pour of fluid painting.

231 300 02__ Stenciling/Printing/Stamping - work created using stenciling, etching, printing, or stamping techniques with the aid of stencils, forms, stamps, or designs that the member did not create themselves. In some cases, the exhibit may be up to five smaller items that use the same technique based on a theme. (Example: five note cards using nature stamps)

231 300 03__ Assemblage - Scrapbooking/ Collage/Decoupage – Work should be assembled in a manner that maintains the form as a permanent structure. Scrapbooking exhibit should have no more than two scrapbook or memory book pages based on a single theme and protected by plastic sleeves.

Exhibits with two items or pages should have them all labeled and securely attached to each other. **NO LEGOS.** May also include mosaics such as diamond art.

231 300 04__ Cast Ceramics – Slip cast item made from earthenware, stoneware, or porcelain.

231 300 05__ Wearable Clothing or Accessory – clothing item demonstrating artwork done with the aid of pre-designed components. Techniques might include painting, dyeing, beading, etc.

POTTERY

Members may enter up to **two** exhibits no more than **one** per class number. Pottery exhibits will be evaluated using the judging criteria outlined on the [Pottery Evaluation Sheet \(231-03\)](#).

231 200 01__ Pottery or clay work, using a slab technique

231 200 02__ Pottery or clay work, using a pinch technique

231 200 03__ Pottery or clay work, using a coil technique

231 200 04__ Pottery or clay work, using a wheel throwing technique

231 200 05__ Pottery or clay work, using a combination of two or more of the above techniques

231 200 06__ Pottery or clay work, featuring a glaze; fired or non-fired

4-H CAKE DECORATING

Superintendent: Trish Bunker

1. Members may enter up to **two** classes with no more than **one** entry per class number.
2. **Cake decorating is limited to all icing work. All items on the cake must be made from frosting, not fondant, candies, or any other shaped 3-dimensional items.**
3. Exhibits must be displayed on a disposable plate or board.

4. In addition to the exhibit tag, each piece of an exhibit must be labeled on the back or bottom with the member's name, county, and exhibit class number. Public display of exhibits will be at the discretion of 4-H management.
5. To qualify for judging, a fully completed 4-H Expressive Arts Exhibit Explanation (231-01) must be attached. Judging criteria is outlined on the 4-H Cake Decorating Evaluation Sheet (236-11). All forms are available from the County Extension Offices, the Umatilla County 4-H website, or on the state 4-H website.
6. Member applies the elements and principles of design to create work that is entirely their own.

Note: Fill in blank in class number (___) with corresponding number for age level

- 1 Junior**
- 2 Intermediate**
- 3 Senior**

PHASE 1: DEMONSTRATE USE OF 3 TIPS

236 101 01__ Decorated Flat Cookie: A decorated 4"-6" cookie, any shape

236 101 02__ Decorated Flat Cake Design: Decorate an 8"x12" design on a 9½"x13½" flat board wrapped in wax paper. Decorate this space as if it was the top of a cake. The design should include proper use of 3 different tips: writing tip, leaf tip, star tip, or drop flower tip.

PHASE 2: DEMONSTRATE USE OF 4 TIPS

236 102 01__ Decorated Cupcake: A decorated cupcake

236 102 02__ Decorated Flat Cake Design: Decorate an 8"x12" design on a 9½"x13½" flat board wrapped in wax paper. Decorate this space as if it were the top of a cake. The design should include proper use of 4 different tips: writing tip, leaf tip, star tip, and petal tip.

PHASE 3: DEMONSTRATE USE OF MULTIPLE TIPS

236 103 01__ Decorated 8" Layer Cake: A decorated 8" round Styrofoam cake form

236 103 02__ Decorated Flat Cake Design: Decorate an 8"x12" design on a 9½"x13½" flat board wrapped in wax paper. Decorate this space as if it were the top of a cake. The design should include a minimum of 5 flowers, a border, and proper use of writing tip, leaf tip, star tip, petal tip, and other variety tips.

4-H CROCHETING

Superintendent: Trish Bunker

1. Members may enter **three** exhibits based on **ONLY their skill level**, with no more than **two** exhibits per class in their skill level. Members may also enter **one** exhibit in the Hands for Larger Service class.
2. Each piece of an exhibit must be labeled on the back, inside, or bottom with the member's name, county, and exhibit class number. This label must be typed or printed in indelible ink on a piece of white fabric and sewn in or written with indelible ink on painters' tape

and placed where it can do the least amount of damage.

3. If the article is designed as a pair/set, both items must be labeled and fastened together, i.e. set of potholders, pillowcases, gloves, etc. Smaller items, such as bracelets, headbands, baby shoes, etc., must be mounted for display.
4. To qualify for judging, a 4-H Crocheting Exhibit Explanation Card (370-01) must be thoroughly and thoughtfully completed and securely attached to exhibits. Members must mark skills on the level in which they are enrolled and only enter articles that qualify in that level.
5. Refer to the "4-H Crocheting Project Member's Guide" (4-H 962) for detailed information on specific skills to be learned in each phase. A pair of gloves, slippers, etc., is considered one article. Swatches are not acceptable. The judging criteria is outlined on the 4-H Crocheting Evaluation Sheet (370-02) and can be found along with the required Explanation Cards from the County Extension Offices, the Umatilla County 4-H website, or on the state 4-H website.

Note: Fill in blank in class number (___) with corresponding number for age level. The Advanced skill level is for Intermediates and Seniors only.

- 1 Junior**
- 2 Intermediate**
- 3 Senior**

BASIC SKILLS PHASE 1

One article showing one or more of the following stitches: chain stitch, single crochet, double crochet, or slip stitch.

261 200 11__ Wearable: garment or personal accessory (hat, purse, belt, gloves, etc.)

261 200 12__ Non-wearable: toys or items for the home (coasters, doilies, pillows, holiday decor, etc.)

EXPANDING SKILLS PHASES 2 and 3

One article showing one or more of the following stitches: treble crochet, double treble, v stitch, open or filet mesh, block or solid mesh, long single stitch, shell stitch, or shell stitch variation. Stitches may be used in combination with stitches learned in a previous level.

261 200 31__ Wearable: garment or personal accessory (hat, purse, belt, gloves, etc.)

261 200 32__ Non-wearable: toys or items for the home (coasters, doilies, pillows, holiday decor, etc.)

EXPANDING SKILLS PHASES 4 and 5

One article showing one or more of the following stitches: waffle (or rib) stitch, picot (Irish crochet), cluster, popcorn, star, puff stitch, Tunisian crochet, Afghan stitch, hairpin lace, broomstick lace, other stitches made over a space hold tool. Stitches may be used in combination with stitches learned in a previous level.

261 200 41__ Wearable: garment or personal accessory (hat, purse, belt, gloves, etc.)

261 200 42__ Non-wearable: toys or items for the home (coasters, doilies, pillows, holiday decor, etc.)

ADVANCED SKILLS PHASE 6

(Intermediates and Seniors only)

One article showing skills learned. Select from the following options: Crocheting combined with fabric or leather, Item made from member's original design (include written instructions with exhibit), Item using difficult yarns, or is a large or advanced project.

261 200 61__ Wearable: garment or personal accessory.

261 200 62__ Non-wearable: toys or items for the home.

HANDS FOR LARGER SERVICE (All skill levels)

This class is for members to share their learning and skills with others-- primarily with someone in need.

261 200 20__ Hands for Larger Service

4-H FIBER ARTS

Superintendent: Trish Bunker

Note: Exhibits are classified by technique rather than article. Articles using more than one technique should be exhibited in the class for the technique that is most prominent or the technique the exhibitor wishes to be emphasized in the evaluation.

1. Members may enter up to **three** classes with no more than **three** articles per class. Each article should be finished completely, front and back, for final use. Framed and other presentations meant to be hung must have a securely attached appropriate means by which to hang them. **No glass is allowed.** If the article is designed as a pair/set, bring both items fastened together, i.e., a set of potholders, pillowcases, etc. Smaller items, such as bracelets, should be mounted for display.
2. To qualify for judging, a fully and thoughtfully completed 4-H Fiber Arts Exhibit Explanation Card (261-01) must be attached. Judging criteria is outlined on the [Fiber Arts Score Sheet \(261-02\)](#), the [Appliqué/Patchwork/Quilting Score Sheet \(261-04\)](#). Forms are available from the County Extension Offices, the Umatilla County 4-H website, and on the state 4-H website.

Note: Fill in blank in class number (__) with corresponding number for age level:

1 Junior

2 Intermediate

3 Senior

FELTING

261 100 30__ Felting: Projects made using the exhibitor's homemade felt, which is made by hand and/or washing machine methods. Needle felting techniques are included.

261 100 31__ Felted Embellishment: any item embellished using felting techniques. The base item may be purchased or made by the member.

261 100 32__ Felting Woven: Projects which have been knit, crocheted, or woven before felting.

FILAMENT ARTS

261 100 10__ Weaving: Projects created by weaving warp and weft fibers. May include off-loom or loom methods.

261 100 15__ Basketry: Projects using basket techniques, such as coiling, twining, weaving, and/or plaiting.

261 100 20__ Spinning: Handspun yarn (minimum of 1-ounce skein of yarn) or projects created from the exhibitor's handspun yarn. Include a sample of yarn (12 inches) with the project created.

261 100 40__ Macrame & Knotting: Projects made using single and/or multiple knot techniques.

261 100 45__ Braiding: Projects made using braiding techniques. Includes multiple strand braiding, bobbin lace, Japanese braiding, and wheat weaving.

261 100 50__ Hooking: Projects made using hooking techniques. Includes latch hooking, hand hooking, punch hook or needle, and locker hooking.

261 100 51__ String Art: Projects characterized by an arrangement of colored thread strung between points to form geometric patterns.

NEEDLE ARTS

261 100 60__ Embroidery: Projects using crewel, machine sewn, drawn thread, pulled thread, punch needle, smocking, and other stitchery methods. Must not be cross-stitched or needlepoint.

261 100 61__ Needlepoint: Projects using needlepoint techniques.

261 100 62__ Cross-Stitch: Projects using cross-stitch techniques.

APPLIQUÉ, PATCHWORK, AND QUILTS

261 100 70__ Appliquéd Quilts: Quilts of any size made using hand or machine appliqué techniques. Attachment method must involve manipulation of fiber. (Adhesives and paint are not included.) If quilted by someone other than the member, explain on the Fiber Arts Exhibit Explanation Card.

261 100 72__ Appliqué on other items: Items other than quilts made using hand or machine appliqué techniques. Might include clothing, wall hangings, pillows, linens, etc. Attachment method must involve manipulation of fiber. (Adhesives and paint are not included.) Base item may be purchased or made by member.

261 100 75__ Patchwork Quilts, using kits: Quilts of any size made using piecing techniques such as English, traditional American, Seminole, etc. A kit is a complete "quilt in a bag" where all of the fabrics, the pattern, instructions for embellishment, et. al. are all included. The fabric selection and cutting has all been pre-determined by someone other than the member. If the completed item is *quilted* by someone other than the member, please note this on the Fiber Arts Exhibit Explanation Card.

261 100 76__ Patchwork Quilts, no kits: Quilts of any size made using piecing techniques such as English, traditional American, Seminole, etc. Members may choose to follow a pattern, such as Log Cabin, but the fabric selection, fabric layout, and all cutting is done by the member. If the completed item is *quilted*

by someone other than the member, please note this on the Fiber Arts Exhibit Explanation Card.

261 100 77__ Patchwork on other items: Items other than quilts made using piecing techniques such as English, traditional American, Seminole, etc. Might include clothing, wall hangings, pillows, linens, etc.

261 100 80__ Quilting, hand stitched: Multi-layered projects made using hand quilting stitches. Items should have a top layer, filling or batting, and a bottom layer held together by hand stitching. All work is done by the member.

261 100 81__ Quilting, machine stitched: Multi-layered projects made using machine quilting stitches. Items should have a top layer, filling or batting, and a bottom layer held together by machine stitching. All work is done by the member.

261 100 82__ Quilting, tied: Multi-layered projects made using tying to hold the layers together. Items should have a top layer, filling or batting, and a bottom layer held together by the tie stitches.

PAPERMAKING

261 100 90__ Papermaking: Projects resulting from actual papermaking.

4-H KNITTING

Superintendent: Trish Bunker

1. Knitting has two divisions of exhibit classes based on the techniques used: **Knitting with needles** and **Knitting with looms, boards, and machines**.
2. Members may enter up to a total of **three** exhibits based on their skill level, with no more than **two** exhibits per class. Members may also enter **one** exhibit in the Hands for Larger Service class.
3. For exhibits to qualify for judging, a [4-H Knitting Exhibit Explanation Card \(360-01\)](#) must be thoroughly and thoughtfully completed and securely attached to the exhibit. Members must mark skills on the level in which they are enrolled and only enter articles that qualify in that level. Judging criteria is outlined on the [4-H Knitting Evaluation Sheet \(360-02\)](#). All forms are available from the County Extension Offices, the Umatilla County 4-H website, and on the state 4-H website.
3. Each garment or article must be labeled with the member's name, county, and exhibit class number. This label must be typed or printed in indelible ink on a piece of white fabric and sewn in or written with indelible ink on painters' tape and placed where it can do the least amount of damage.
4. If the article is designed as a pair/set, both items must be labeled and fastened together, i.e., a set of potholders, pillowcases, gloves. Small items, such as bracelets, must be mounted for display.

Note: Fill in blank in class number (__) with corresponding number for age level. The Advanced skill level is for Intermediates and Seniors only.

1 Junior

2 Intermediate

3 Senior

KNITTING WITH NEEDLES

BASIC SKILLS PHASE 1

One article showing one or more of the following skills learned (cast-on, knit, purl, bind off, and overcast seam)

261 300 11__ Wearable: Garment or personal accessory (hat, purse, bag, scarf, etc.)

261 300 12__ Non-wearable: Toys or items for the home (pillow, holiday decor, potholder, washcloth, blanket, etc.)

EXPANDING SKILLS PHASES 2 and 3

One article showing ribbing, stockinette stitch, increase, decrease, & other seams, pick-up stitches.

261 300 31__ Wearable: Garment or personal accessory (hat, purse, bag, scarf, etc.)

261 300 32__ Non-wearable: Toys or items for the home (pillow, holiday decor, potholder, washcloth, blanket, etc.)

EXPANDING SKILLS PHASES 4 and 5

One article showing a pattern stitch or one article showing mixed colors (Fair Isle pattern or bobbin knitting – no stripes). Stitches may be used in combination with stitches learned in a previous level.

261 300 41__ Wearable: Garment or personal accessory (hat, purse, bag, scarf, etc.)

261 300 42__ Non-wearable: Toys or items for the home (pillow, holiday decor, potholder, washcloth, blanket, etc.)

ADVANCED SKILLS PHASE 6

(Intermediates and Seniors only)

One article showing skills learned. Select from the following options: Knitting with four needles, Knitting combined with fabric or leather, Knitted lace attached to the article, items made using multiple stitches, difficult yarn, or a large or advanced project, or Item made from member's original design (include written instructions with exhibit).

261 300 61__ Wearable: Garment or personal accessory (hat, purse, bag, scarf, etc.)

261 300 62__ Non-wearable: Toys or items for the home (pillow, holiday decor, potholder, washcloth, blanket, etc.)

KNITTING WITH LOOMS, AND BOARDS

BASIC SKILLS PHASE 1

One article using beginning skills such as: Cast on, e-wrap [twisted knit stitch], gathering or flat removal method, simple stripe color changes, flat or tubular shapes

261 400 11__ Wearable: Garment or personal accessory (hat, purse, bag, scarf, etc.)

261 400 12__ Non-wearable: Toys or items for the home (pillow, blanket, etc.)

EXPANDING SKILLS PHASES 2, 3, 4 & 5

One article showing skills in addition to the beginning skills, such as: alternate cast on methods, crochet-on, cable cast on; purl stitch, knit stitch, garter stitch, ribbing, increasing, decreasing, adding or joining tubes, combination round and flat shaped items. Stitches may be

used in combination with stitches learned in a previous level.

261 400 21__ Wearable: Garment or personal accessory (hat, purse, bag, scarf, socks, slippers, mittens, sweater, etc.)

261 400 22__ Non-wearable: Toys (puppet, doll, stuffed animal, doll sweater) or items for the home (pillow, blanket, afghan, etc.)

ADVANCED SKILLS PHASE 6

(Intermediates and Seniors only)

Designs using multiple color(s), seed stitch, rice stitch, moss stitch, box stitch, single chevron, cables, basket weave, or checkerboard patterns, creating eyelets or holes. Stitches may be used in combination with stitches learned in a previous level.

261 400 31__ Wearable: Garment or personal accessory (hat, purse, bag, scarf, etc.)

261 400 32__ Non-wearable: Toys or items for the home (doll, stuffed animal, pillow, afghan, etc.)

HANDS FOR LARGER SERVICE (All skill levels)

This class is for members to share their learning and skills with others—primarily with someone in need. Create an item or garment that will be given away to someone in need.

261 300 30__ Knitted item(s) to be donated to someone in need.

4-H LEATHERCRAFT

Superintendent: Trish Bunker

1. Members may enter up to **three** classes, but only **one** exhibit per class.
2. Each exhibit will consist of one article (a pair of gloves, slippers, etc., is considered one article). Kits may be used; however, the project must be created/completed by the member. Completed projects cannot be store-bought, used, or repurposed. If a project qualifies for more than one class, the member should decide which part of their work they would like to emphasize by selecting the appropriate class. The overall appearance of the entire article will be considered during judging.
3. Each article must be labeled with the member's name, county, and exhibit class number. When a pair of articles makes up an exhibit, the articles must each be labeled (as above) and attached to each other.
4. To qualify for judging, a fully completed 4-H Leathercraft Exhibit Explanation Card (251-01) must be attached. Exhibits will be evaluated using the Leathercraft Evaluation Sheet (251-02). Forms are available from the County Extension Offices, the Umatilla County 4-H website and on the state 4-H website.

Note: Fill in blank in class number (__) with corresponding number for age level.

1 Junior

2 Intermediate

3 Senior

251 100 01__ Stamping techniques: Demonstrates the use of alphabet stamps, number stamps, and 2-D and 3-D image stamps of any size. Use of the swivel knife and other tools may be incorporated into the overall design.

251 100 02__ Tooling/Carving Techniques:

Demonstrates use of basic tools and different carving techniques. These include Floral Carving, Inverted Carving, and Silhouette Carving. Basic tools can include, but are not limited to, swivel knife, beveler, veiner, pear shader, camouflage, backgrounder, and seeder. Carving techniques should show proper use of the selected tools to create the overall design. Use of color is allowed.

251 100 03__ Geometric and basketweaves:

Demonstrates use of geometric or basketweave tools to create an appropriate design. Design may include the use of the swivel knife and other tools.

251 100 04__ Figure carving, Pictorial carving, or Embossing Techniques: Demonstrates Figure carving, Pictorial carving, or Embossing techniques. The application of color is appropriate but not required.

251 100 05__ Use of Color: Demonstrates at least one of the following techniques: solid color, antique stain, block dyeing, background dyeing, resist dyeing, air brushing, or use of multiple colors.

251 100 06__ Lacing techniques: Demonstrates assembly of project using appropriate lacing techniques

251 100 07__ Assembly Techniques: Include Stitching (assembly of project using appropriate hand or machine stitching techniques); Zipper installation; lining application; edging (appropriate rounding of edges and burnishing or slicking techniques); Hardware application (demonstrates appropriate application of hardware such as snaps, rivets, buckles, D-rings, clasps, 3 ring binders, key mounts, bar clamps, spots, conchos, etc.)

251 100 10__ Advanced techniques: Includes filigree; braiding; knot work; sculpting; applique, pyrography (burning); designing own tooling pattern; designing, cutting and assembly of interior pieces; cutting project from leather; rolled edges; folding; skiving; and molding. The advanced technique should be a major or important element of the overall project.

251 100 11__ Major Article: Should show the ability to handle an advanced project that includes skills from at least 3 of the other classes.

4-H PERFORMING ARTS

Superintendent: Trish Bunker

1. **Classes are open to all 4-H members.**
2. Classes are available for solo performances and club/team/group performances (two or more performers). A member can enter a maximum of **two** acts: **one solo and one club**. All acts need to be tasteful and appropriate for people of all ages.
3. Maximum performance length is 10 minutes.
4. To participate, members will submit a video of their live performance along with their judging information on the Performing Arts Explanation Card (271-02).
5. The judge will evaluate your entire performance using the Performing Arts Evaluation Sheet (271-01).
6. **The video will include an introduction that will also be submitted with the flash drive and explanation card.** Members will prepare an introduction of at least 50 words and no more than 100 words, written in the third person, and neatly printed or typed. The introduction should tell the audience a little bit about yourself, your interest in this kind of performance, and what you will be performing.

7. If possible, the videos will be played for the public during the fair. Please keep this in mind when completing your introduction. DO NOT include last name, address, school, or other identifying information.
8. Members who enter in performing arts will be given submission information and video tips.

271 600 011 Performing Arts Individual, Junior
271 600 012 Performing Arts Individual, Intermediate
271 600 013 Performing Arts Individual, Senior
271 600 021 Performing Arts Team or Group, Junior
271 600 022 Performing Arts Team or Group, Intermediate
271 600 023 Performing Arts Team or Group, Senior
271 600 020 Performing Arts Team or Group, Mixed Age

4-H PHOTOGRAPHY

Superintendent: McKinsay Naillon

The following classes are for still photography. Video projects should be entered under Videography in the Communications Department.

1. **Classes are open to all 4-H members.**
2. Members may enter up to a total of **six** classes with no more than **one** entry per class and be part of a club entry. All photos must show work done by the member. Public display of exhibits will be at the discretion of 4-H management. Exhibits are entered and displayed at the risk of the exhibitor.
3. To qualify for judging, a fully completed 4-H Photography Exhibit Explanation Card (241-01) must be attached. Judging criteria are outlined on the Photography Exhibit Evaluation Sheet (241-02). Forms are available from the County Extension Offices, the Umatilla County 4-H website, and on the state 4-H website.
4. Photography classes are divided by subject matter or technique. If a photo includes more than one type of subject (i.e., people and animals), the member should decide which category is the most appropriate. Digital and film photos will be included in the same class, except as restricted by the class description. Color and black & white images will be included in the same class according to subject or technique. No writing or imprints on the photos (including date, name, or business imprints) are allowed. No captions (except photojournalism class) are allowed.
5. All single images are rectangular, and the shorter side can be no less than 5 inches. The final exhibit size, including either mount or mat, must be no less than 8"x10" and may not exceed 16"x20". Any commercially available pre-cut mats that accommodate these size ranges are acceptable. Mats or mounts cut by the member must meet the size specifications.
6. **Photos must be mounted with a rigid backing** using any material firm or rigid enough to protect the photos on the backside. Photos may be matted if they also have a rigid backing for protection. Photos MAY NOT be entered only matted; they must have a backing for protection. Any surface that shows from behind,

mounted only photos or matted photos must be mat board. Poster board or corrugated cardboard is not acceptable for mounting or matting. For more information on matting and mounting, please visit the State 4-H website.

7. Exceptions to photo size limits include:

- Class 241 100 10_ Panoramic - photos must be **at least** twice as long in one direction as they are in the other direction. Matted or mounted exhibit must not exceed 16"x20".
- Class 241 100 11_ Photojournalism - may include photos of any size mounted on a single board, must not exceed 16"x20".
- Class 241 100 12_ Creative Process - original image may be 4"x6", final image (no less than 5 inches on the shorter side of photo). Final exhibit, showing both photos mounted on the front, must not exceed 16"x 20"
- Class 241 100 16_ Creative uses - size determined by the use

8. No additions or embellishments to mats or mounts. No plastic-covered pictures. No writing or imprints on the photos (including date, name, or business imprints) are allowed. No captions (except photojournalism class) are allowed. **No frames or glass are allowed.**

9. **Exhibits must be ready for hanging with adhesive plastic hangers** spaced evenly and equally from each top edge, with approximately ½ inch of the hanger showing above the mat/mount board to ensure the exhibit hangs level. If the weight of the exhibit requires more support, use additional secure hangers, but be sure they are taped or covered in a manner to protect other exhibits from damage if exhibits are stacked.

10. The member's name, county, and exhibit class number must be printed on the back of the matboard.

11. Explanation cards should be attached to the back of the exhibit with the writing visible to the judge. Think about neatness and visual appeal when preparing the exhibit for the fair.

Note: Fill in blank in class number (__) with the corresponding number for age level.

1 Junior
2 Intermediate
3 Senior

241 100 01__ Landscape: Single image featuring an expanse of scenery (layout and features of land or water); could include sunsets, seascapes, day or night scenes

241 100 02__ People: Single image featuring a person or people in an informal, photojournalistic, or edgy/artistic manner.

241 100 03__ Animals: Single image featuring one or more animals (including insects, fish, birds, etc.)

241 100 04__ Plants - single image featuring plants, flowers, leaves, trees, etc.

241 100 05__ Architectural: Single image featuring man-made structures such as buildings, bridges, etc. No sculptures or garden art.

241 100 06__ Other Interesting subject: Single image featuring subjects or techniques of interest that do not fit in the above classes

241 100 07__ Texture: Single image featuring the texture(s) of an object or subject, with emphasis on use of light, angle, and composition

241 100 08__ Still Life: Single image featuring an arrangement of objects (incapable of movement on their own), which are arranged by the photographer, with emphasis on the use of lighting and composition.

241 100 09__ Action / Movement: Single image capturing a subject that is in motion, showing either stop-motion or the effect of motion.

241 100 10__ Panoramic: Single image of any subject, produced in panoramic format either in the camera or by cropping, where the panoramic ratio adds to the effect of the image

241 100 11__ Photojournalism: Multiple print images (maximum 20) of any size or shape that depict a series (several images on one topic) or tell a story (showing several steps of an event or activity) mounted on one story board not to exceed 16" x 20". Captions are optional. The final exhibit may be a single composite image. Photo album pages or memory book pages are not allowed.

241 100 12__ Creative process: Single image that has been altered after capture, either through film or digital processing, or printing techniques. Techniques must be used with skill and knowledge, and not be limited to pre-programmed digital filters. Includes computer enhancement beyond basic corrections of cropping, color and brightness correction, and red eye removal. The effect/artistry of the image must be enhanced by the work done. The finished exhibit must include the original image, the final image, and a detailed description of the techniques used/work done and why. The final exhibit may be a single composite image of the three requirements or individually mounted on a single piece of mat board.

241 100 16__ Creative uses: One item showing the use or display of images in a creative manner. Images and the item must be the work of the member. Possibilities include transfer to fabric or wood, shadow box or 3-dimensional display, note/postcards, calendars, posters, photo album or memory book pages, etc.

241 100 18__ Self Portrait: Single image of the photographer taken by the photographer. May include others in the photo. The photo should "memorialize" a time and/or place for the photographer, and an explanation of what is being memorialized MUST be included on the explanation card.

241 100 19__ Portrait: Single image featuring a subject or subjects in a posed, formal setting. Background, posing, and lighting techniques are key components, and props may be used

241 100 17__ Technical Challenge: One image showing advanced growth in one or more techniques the exhibitor chooses. You must thoroughly explain the skills used to capture the image or the process used and how you achieved your image using them on the explanation card.

Possible technical challenges include:

With capture:

- Depth of field
- Use of light/lighting, low light
- Force perspective
- Motion blur
- HDR

- Use of juxtaposition
- Infrared
- Extended exposure time
- Macro

After capture:

- High contrast
- Digital effect
- Burning/dodging
- Vignette
- Spot color
- Recoloring
- Pixelization

FAMILY AND CONSUMER SCIENCE (FCS) DEPARTMENT

1. Be sure to read all "General Rules" in both the front of the Exhibitors Guide and the start of the 4-H Section.
2. Garment, article or exhibit must have been constructed in the current project year.
3. Member must currently be enrolled in the skill level in which they are exhibiting. Refer to each section's guidelines for number of entries that may be entered.
4. All exhibits must have labels, either cloth or card, attached to each exhibit securely listing name, county, and exhibit class number.

4-H BUSINESS/ENTREPRENEUR

1. Members may enter **three** classes, but only **one** exhibit per class.
2. All individual items included must be labeled with the member's name, county, and exhibit class number.
3. A completed [4-H Business/Entrepreneur Explanation Card \(330-01\)](#). Exhibits will be evaluated using the [Business/Entrepreneur Evaluation Sheet \(330-02\)](#). All forms and supporting information are available from the County Extension Offices, the Umatilla County 4-H website, or on the state 4-H website.

Note: Fill in blank in class number (__) with corresponding number for Junior, Intermediate, Senior, or Team.

1 Junior

2 Intermediate

3 Senior

4 Team

330 100 00__ Product or service display – a "window" display including sample(s) of the product, portfolio, and/or display board featuring the product or service. Space allowed for the exhibit is 30" wide by 36" tall by 18" in depth. Your display needs to educate the consumer on your product so that they understand what you are selling, the price, value, etc.

330 200 00__ Business Plan – comprehensive plan for the business that includes: the business name, a

description of the business, the business' mission and goals, who the business is trying to reach (market), how you are selling (sales plan), and the financial plan (budget). Exhibit in a binder-type system such as a three-ring binder.

330 300 00__ Marketing Plan – comprehensive marketing plan that includes who your customers are, print materials such as business cards, flyers, brochures, audio scripts for radio, social media pages, and/or other “virtual” media. No requirement on how to exhibit; however, the space allowed is 30” wide, 36” tall, and 18” in depth.

330 400 00__ Social Entrepreneurship - A poster or virtual (video, PowerPoint, Prezi, etc.) display sharing your social entrepreneurship event, project, or business. Share how you identified a need/problem in your community, who your target customers are, how you filled the need or solved the problem, and how you determined the best way to fill the need or solve the problem (including market research). Space allowed for the exhibit is 30” wide by 36’ tall and 18” in depth. A social entrepreneur is a person who establishes an enterprise with the aim of solving social problems or effecting social change. Examples include Toms, Baron Fig, Better World Books, and Adobe, as well as the Globe Poverty Project, volunTEENnation.org, and One Earth Designs.

4-H CLOTHING

Superintendent: Alice Newman

1. Members may enter **four** construction classes but only **two** exhibits in any one class. They may also enter **one** exhibit in the creativity, skills notebook, costumes, and/or hands-for-larger service classes. All exhibits must be in the same level. All items should be clean and in good repair. Hangers and/or garment bags are removed prior to judging and might not be returned.
2. Judging criteria are outlined in [4-H Sewing/Clothing Construction Evaluation Sheet \(320-01\)](#), the [4-H Sewing/Clothing Creative Expression Evaluation Sheet \(320-02\)](#), or the [Skills Notebook Evaluation Sheet \(320-96\)](#) which are available from the County Extension Offices, the Umatilla County 4-H website, or on the state 4-H website.
3. Judging standards are listed in *Measuring Up: Quality Standards for Sewn Items/Projects (PNW-197)*. Each entry will be evaluated on ALL features. For skill levels 1-6, the use of fabrics or skills that are beyond the recommendations for this level are expected to be done well according to the standards, but will neither be given extra credit consideration for increased difficulty nor disqualified during judging. It is in the best interest of the member to stay within the suggested guidelines. See 4-H Clothing Guidelines for Leaders: Basic, Expanding, and Advanced Skills (4-H 320-00L).
4. To qualify for judging, a completed [4-H Sewing and Textiles Exhibit Explanation Card \(320-04\)](#) must be attached. These forms take the place of interview judging. So, be as thoughtful and comprehensive as possible when sharing the required information.
5. In addition to the 4-H Sewing and Textiles Exhibit Explanation Card, each garment or article in the construction classes must be labeled with the member's name, county, and project level. This label should be

typed or printed in indelible pencil or ink on a piece of white fabric and sewn or fused onto the bottom inside of each piece.

Note: Fill in blank in class number (___) with corresponding number for Junior, Intermediate, and Senior. The Advanced skill level classes are for Intermediates and Seniors only.

1 Junior

2 Intermediate

3 Senior

BEGINNING SKILLS: SEWING LEVEL 1

Exhibits must follow the *4-H Project Guidelines for Leaders* resource information and recommendations for this level. Fabrics used for this level should be stable medium weight, firmly woven fabrics (cotton or cotton/polyester blend), and felt.

320 101 11__ Cutting: Personal accessory or item for the home showing cutting skills and/or hand sewing skills (no machine) made from firmly woven fabrics. Cutting skills items include cut-and-tie fleece blankets, pillows, ponchos, and scarves. Hand-sewn items include pin cushions, needle holders, beanbags, ornaments, etc.

320 101 12__ Hand Sewing: Constructed item, accessory, or tow sewn that is all sewn by hand.

320 101 13__ Non-garment item: Machine sewing straight seams, square corners, curved seams, casings, pressing, and/or hems. Items such as simple stuffed flat toy, beanbags, potholder, book cover, tote bag, pillowcase, pillow, receiving blanket, placemats, etc., using recommended fabrics for this level.

320 101 14__ Garment or personal item with casing: Exhibit demonstrating skills in correctly sewing a casing (for draw string or elastic) and one or more of the following: straight or curved seams with appropriate seam finish, pressing, reinforcing crotch seams, casings sewn on top and bottom and/or hem. Items include apron, mask, pull-on or wrap pants, skirt, shorts, etc.

320 101 15__ Garment without casing: Exhibit demonstrating skills in correctly machine and/or hand sewing straight or curved seams with appropriate seam finishes, pressing, and hem. Items include cape, simple pullover jumper, buttonless vest, etc.

BASIC SKILLS: SEWING LEVEL 2

The projects must show any of the level 1 skills in addition to *4-H Project Guidelines For Leaders* recommendations for levels 2-3. Fabrics used in this level are medium weight woven, with or without nap and/or knit fabrics (broadcloth, calico, soft denim, gingham, muslin, poplin, chintz, double knits), wool, and/or stable non-bulky knits or polar fleece with minimal stretch (4 inches of fabric stretches to 4 ¾ inches or less.)

320 101 21__ Garment or personal item with a zipper: machine or hand-sewn and successfully demonstrating skills attaching a centered, lapped or invisible zipper as well as one or more of the following: machine-sewn straight or curved seams with appropriate seam finish, pressing, gathers, correct attachment of buttons/snaps/hook & eye closures and/or hems. Items include zipper bag, tote, skirt, simple dress or jumper, slacks, etc.

320 101 22__ Non-garment made with a zipper:

machine or hand sewn and successfully demonstrating skills attaching a centered, lapped, or invisible zipper, such as a personal accessory, an item for the home, for use in sports, picnics, camping or with animals, a toy, doll, etc. Should also demonstrate one or more of the following: Machine sewn straight or curved seams with appropriate seam finish, pressing, gathers, trimming/grading/clipping/notching for bulk, correct attachment of buttons/snaps/hook & eye closures, pressing, and/or hems.

320 101 23__ Garment or Outfit with sleeves:

machine or hand sewn and successfully demonstrating skills attaching raglan, set-in or kimono sleeves, as well as appropriate seam finish, pressing, reinforcing underarm seams, gathers, trimming/grading/clipping/notching for bulk, correct attachment of buttons/snaps/hook & eye closures hems, etc.

320 101 24__ Garment or item with patch pockets:

machine or hand sewn and successfully demonstrating correct attachment of patch pocket using machine or hand sewing skills; appropriate seam finish, pressing, casings, gathers, reinforcing underarm or crotch seams, trimming/grading/clipping/notching for bulk, hems, correct attachment of buttons/snaps/hook & eye closures, etc.

320 101 25__ Handsewn item:

Item demonstrating skills in assembling, hemming, and/or attaching closures (buttons, snaps, hook & eye, zipper) or embellishments using hand sewing techniques. Machine can be used for some of the construction, but 50% or more of the item must be hand-sewn.

320 101 26__ Garment or personal item

demonstrating level 2 skill such as machine-sewn straight or curved seams with appropriate seam finishes, pressing, zipper, casings, gathers, reinforced crotch or underarm seams, trimming/grading/clipping/notching for bulk, correct attachment of buttons/snaps/hook & eye closures, hems.

BASIC SKILLS LEVEL 3

At this level, the focus must be on improvement of any of the basic skills in and adding new skills found in *4-H Project Guidelines for Leaders* recommendations for this level. Fabrics at levels 4-5. Fabrics at this level must include one of the following: flannel cotton blends, stripes, plaids, rayon, single knits, stiff denim, linen, tweed, gauze, seersucker, wool, tweed, crepe de chine, may have moderate stretch (4 inches of fabric stretches to no more than 5 and 3/8 inches)

320 101 31__ Garment or personal item: machine or hand sewn, successfully demonstrating skills from levels 3 such as: darts, tucks, zippers, waistband, collars, yokes, cuffs, pockets, appropriate seam finishes for fabrics (French, serged, flat fell, mock flat felled, etc.), set in sleeves, ruffles and pleats, applying trim, hook & loop tape, matching fabric design, binding, stitch-in-the-ditch, etc. Items may include a shirt or blouse, dress or jumper, purse or tote with pockets, bathrobe, jogging suit, unlined jacket or blazer, etc.

320 101 32__ Garment with collar: Machine or hand-sewn, demonstrating appropriate interfacing and collar sewn into the garment. Additional skills must include

appropriate seam finishes for fabrics, pressing, stay stitching, trimming/grading/clipping/notching for bulk, etc.

320 101 33__ Non-garment: Item for the home, a doll, toy, or garment/accessories for them, or items used in sport, picnics, camping, or with animals, constructed with recommended fabrics and skills for this level.

(This level includes bags with linings)

320 101 34__ Garment or outfit using plaids or

directional print/nap: Machine or hand-sewn, demonstrating successful matching of stripes/plaid or nap direction. Other skills must include one or more of the following: appropriate seam finishes for fabrics, matching fabric design, pressing, appropriate underlining, stay stitching, closures (zipper, buttons & buttonholes, hook & eye, etc.), trimming/grading/clipping/notching for bulk, etc.

320 101 35__ Hand-sewn item: At least 50% or more of the item must be hand-sewn. Item demonstrating skills in assembling, hemming, and/or attaching closures (buttons, snaps, hook & eye, zipper) or embellishments using hand sewing techniques.

320 101 36__ Two-piece outfit constructed as a set:

Same or coordinating fabrics and at least one closure such as zipper or buttons & button holes. Could include a jogging suit, pajamas, etc. Exhibit will demonstrate some of the following: appropriate seam finishes for fabric, fabric pattern or nap matching, pressing, appropriate facings, pockets, sleeves, darts, stay stitching, trimming/grading/clipping/notching for bulk, etc.

EXPANDING SKILLS LEVEL 4

At this level, the focus must be on improving skills learned in previous levels and follow the *4-H Project Guidelines for Leaders* recommendations for levels 6-9. Members must continue practicing basic skills and adapting those to new fabrics. Fabrics at this level fabrics in previous levels include woven fabrics and/or knit fabrics, wool, and/or polar fleece; all fabrics may have bulk &/or any amount of stretch and slippery fabrics, fine or lightweight sheer fabrics, which require more care in handling or pattern selection (satin, chiffons, organdy, brocade, ripstop, dupion, crepe de chine, taffeta, velour, tulle, leather, suede, fake fur, and net).

320 101 41__ Garment or personal item: machine or hand sewn, successfully demonstrating skills from previous levels and at least one skill from this level.

320 101 42__ Tailored garment or outfit: made from woven fabric using traditional tailoring methods, interfacing, fusible, and non-fusible methods to create a tailored look.

320 101 43__ Formal garment or outfit: made from woven fabrics, including fine and lightweight fabrics which require more care in handling or pattern selection (such as satin, wool, dupion, crepe de chine, taffeta, velour, tulle, net, beaded or sequined fabrics, velvet, hand-woven, double cloth, lamé, leather, lace, silk, etc.

320 101 44__ Garment or outfit: Made from fabric specifically designed for **outerwear**, such as ripstop nylon, coated or uncoated outdoor fabrics.

320 101 45__ Swimwear: Made from 4-way stretch fabrics (spandex, lycra, polyester, nylon, etc.) and demonstrating appropriate seam finishes,

trimming/grading/clipping/notching for bulk, and additional skills in the sewing levels.

320 101 46__ Non-garment: Personal accessory, item for the home or for use in sports, picnics, camping, or with animals, or a toy, doll, or garments or accessories made for them made from any fabric; all fabrics used must be appropriate for this skill level.

HANDS FOR LARGER SERVICE (All skill levels)

This class is for members to share their learning and skills with others. Create an item or garment that will be given away to someone, primarily someone in need.

320 300 10__ Hands for Larger Service

CREATIVITY (All skill levels)

The focus of this class is to use your sewing skills to alter an existing garment for fit or creativity. Exhibit can include an item or garment which has been enhanced through creative embellishment, fabric manipulation, or fabric creation; a recycled garment that has been altered for fit or creativity, and therefore retains some seams/design of the original item as appropriate.

320 300 20__ Creativity

COSTUMES (All skill levels)

Costume for celebrations, holidays, theater, or other use. Must include sewing, but may or may not also include other techniques in combination with sewing.

320 300 30__ Costumes

SKILLS NOTEBOOK (All skill levels)

Notebook displaying samples of new sewing techniques learned during the project year. Include five new samples from the options listed on the Making a Skills Notebook factsheets (320-16-1 through 7).

- Samples should be at least 4" by 4" with each sample securely mounted on a separate 4-H Sewing Skills Sample form (320-16)
- Each sample should include a complete explanation of the steps used for the construction process.
- Place the five skill sheets to be judged in the front of the notebook with the exhibitor's name, skill level and current project year clearly identified.

320 300 40__ Skills Notebook

4-H FOOD AND NUTRITION

Superintendent: Teres Fair

1. Each member may enter up to **four** classes within the level they are in, with no more than **one** exhibit per class. All foods entered must be made by the exhibitor.
2. Exhibit ingredients:
 - Exhibits must be suitable for keeping at the fair without excessive spoilage or change of appearance. Highly perishable foods are not acceptable. Highly perishable foods include, but are not limited to, cream cheese, custard fillings, and meats of any type.

- Ingredients that the 4-H member cannot legally purchase, such as beer, whiskey, rum, etc., may not be used in any recipe or foods exhibit. Exhibits that include alcohol in the recipe will be disqualified. This includes menu and recipe file exhibits.
- Commercial mixes cannot be exhibited except as an ingredient in a product.

3. Preparation of exhibit:

- Exhibits must be displayed on a disposable plate and in a self-sealing bag.
- **Exhibits must include the recipe and a menu for one meal**, including the food item. Recipes for food products should include all information given on the Foods Exhibit Recipe Card (511-00) format. The recipes may not be returned to the exhibitor.
- When alternative ingredients are used, these are to be underlined in the recipe.

4. Judging criteria are outlined on the appropriate evaluation form: Cookie Evaluation Form (511-01), Recipe Collection Exhibit Evaluation Form (511-03), Muffin Evaluation Form (511-04), Quick Bread Evaluation Form (511-05), Coffee Cake Evaluation Form (511-06), Scone Evaluation Form (511-07), Shortened Cakes Evaluation Form (511-08), Yeast Breads and Dinner Rolls Evaluation Form (511-09), Focaccia Bread Evaluation Form (511-10), Sponge & Foam Cakes Evaluation Form (511-11), Pie Shell Evaluation Form (511-12), Special Pastries Evaluation Form (511-13), Biscuit Evaluation Form (511-15), and Career/Interview Evaluation Form (511-16) all available from the County Extension Offices, the Umatilla County 4-H website, or on the state 4-H website.

Note: Fill in blank in class number (__) with corresponding number for age levels. The Advanced skill level is for Intermediates and Seniors only.

1 Junior

2 Intermediate

3 Senior

BASIC SKILLS LEVEL 1:

COOKING 101 & BAKING 1

511 110 01__ Cookies: dropped, rolled, or no-bake cookies (e.g., no-bake cookies, sugar cookies, chocolate chip, chocolate drop, oatmeal cookies, peanut butter cookies, etc.) **Exhibit three cookies.** No frosting, icing, or glaze.

511 110 02__ Muffin: muffin method of mixing generally means that the fat is in a liquid form (like oil) and all liquids are added to the dry ingredients with a minimum amount of stirring. **Exhibit three muffins.** No frosting, icing, or glaze.

511 110 03__ Biscuit: biscuit method of mixing generally means that the fat is semi-solid (like butter/shortening) and cut into the dry ingredients before liquid is added. The dough may be beaten or kneaded for a few strokes. **Exhibit three biscuits.** No frosting, icing, or glaze.

511 110 04__ Cookies, dropped or rolled cookies reflecting alternative dietary choices. Recipe for the food product has been chosen specifically to address choices or altered significantly to now reflect needs for

an alternative diet, such as gluten-free, sugar substitute, vegetarian, vegan, reduced fat, et. al. Underline alternative ingredient(s) in the recipe.

Exhibit three cookies. No frosting, icing, or glaze.

511 110 05__ Muffin reflecting alternative dietary choices. Recipe for the food product has been chosen specifically to address choices or altered significantly to now reflect needs for an alternative diet, such as gluten-free, sugar substitute, vegetarian, vegan, reduced fat, et. al. Underline alternative ingredient(s) in the recipe. **Exhibit three muffins.** No frosting, icing, or glaze.

511 110 06__ Biscuit reflecting alternative dietary choices. Recipe for the food product has been chosen specifically to address choices or altered significantly to now reflect needs for an alternative diet, such as gluten-free, sugar substitute, vegetarian, vegan, reduced fat, et. al. Underline alternative ingredient(s) in the recipe. **Exhibit three biscuits.** No frosting, icing, or glaze.

BASIC SKILLS LEVEL 2:

COOKING 201 & BAKING 2

511 120 01__ Cookies: bars, slice-and-bake, and shaped cookies (e.g., Brownies, refrigerator cookies, pressed cookies, rolled cookies, molded cookies, filled cookies, and shaped cookies) **Exhibit three cookies.** No frosting, icing, or glaze.

511 120 02__ Basic Quick Bread. Exhibit ¼ of loaf. No frosting, icing, or glaze.

511 120 03__ Non-Yeast Coffee Cake. Coffee cake is to be made with a muffin method of mixing. Muffin method of mixing generally means that the fats in a liquid form (like oil) and all liquids are added to the dry ingredients with a minimum amount of stirring. **Exhibit ¼ of the cake.** No frosting, icing, or glaze.

511 120 04__ Scone. Scone is to be made with a biscuit method of mixing. Biscuit method of mixing generally means that the fat is semi-solid (like butter/shortening) and cut into the dry ingredients before liquid is added. The dough may be beaten or kneaded for a few strokes. **Exhibit three scones.** No frosting, icing, or glaze.

511 120 05__ Cookies: bars, slice-and bake, and shaped cookies reflecting alternative dietary choices. Recipe for the food product has been chosen specifically to address choices or altered significantly to now reflect needs for an alternative diet, such as gluten-free, sugar substitute, vegetarian, vegan, reduced fat, et. al. Underline alternative ingredient(s) in the recipe. **Exhibit three cookies.**

511 120 06__ Quick Bread reflecting alternative dietary choices. Recipe for the food product has been chosen specifically to address choices or altered significantly to now reflect needs for an alternative diet, such as gluten-free, sugar substitute, vegetarian, vegan, reduced fat, et. al. Underline alternative ingredient(s) in the recipe. **Exhibit ¼ of a large item.**

511 120 07__ Non-Yeast Coffee Cake reflecting alternative dietary choices. Recipe for the food product has been chosen specifically to address choices or altered significantly to now reflect needs for an alternative diet, such as gluten-free, sugar substitute, vegetarian, vegan, reduced fat, et. al. Underline alternative ingredient(s) in the recipe.

Exhibit ¼ of a large item.

511 120 08__ Scone reflecting alternative dietary choices. Recipe for the food product has been chosen specifically to address choices or altered significantly to now reflect needs for an alternative diet, such as gluten-free, sugar substitute, vegetarian, vegan, reduced fat, et. al. Underline alternative ingredient(s) in the recipe.

Exhibit ¼ of a large item.

EXPANDING SKILLS LEVEL 3:

COOKING 301 & BAKING 3

511 130 01__ Shortened Cakes (Use fat for flavor and texture. E.g., pound cake, oatmeal cake, carrot cake, Bundt cake, chocolate cake, etc.). No commercial mixes; No fillings or toppings (i.e., frosting, icing, glaze, powdered sugar, fruit, or nuts). **Exhibit three individual items or ¼ of a large item.**

511 130 02__ Basic Dinner Rolls. May be shaped into a cloverleaf, crescent, knot, bun, bread stick, or any other type of roll. **Exhibit three rolls.**

511 130 03__ Yeast Bread product, plain dough using all white flour. Exhibit ¼ of a loaf.

511 130 04__ Yeast Bread product, plain dough using all whole wheat flour. Exhibit ¼ of a loaf.

511 130 05__ Yeast Bread product, plain dough using a combination of flours. Exhibit ¼ of a loaf.

511 130 06__ Yeast Bread product (using all white flour) with added non-perishable ingredients (i.e., herbs, nuts, dried fruit, etc.) **Exhibit ¼ of a loaf.**

511 130 07__ Shortened Cakes reflecting alternative dietary choices. Recipe for the food product has been chosen specifically to address choices or altered significantly to now reflect needs for an alternative diet, such as gluten-free, sugar substitute, vegetarian, vegan, reduced fat, et. al. Underline alternative ingredient(s) in the recipe. **Exhibit ¼ of a large item.**

511 130 08__ Basic Dinner Rolls reflecting alternative dietary choices. Recipe for the food product has been chosen specifically to address choices or altered significantly to now reflect needs for an alternative diet, such as gluten-free, sugar substitute, vegetarian, vegan, reduced fat, et. al. Underline alternative ingredient(s) in the recipe. **Exhibit three rolls.**

511 130 09__ Yeast Bread Product reflecting alternative dietary choices. Recipe for the food product has been chosen specifically to address choices or altered significantly to now reflect needs for an alternative diet, such as gluten-free, sugar substitute, vegetarian, vegan, reduced fat, et. al. Underline alternative ingredient(s) in the recipe. **Exhibit ¼ of a large item.**

ADVANCED SKILL LEVEL 4:

COOKING 401 & BAKING 4

(Intermediates and Seniors only)

511 140 01__ Foam Cakes (Angel Food, Sponge, Chiffon). No commercial mixes; no fillings or toppings (i.e., frosting, icing, glaze, powdered sugar, fruit, or nuts). **Exhibit three individual items or ¼ of a large item.**

511 140 02__ Flat bread: leavened recipe including yeast, baking powder, or baking soda (focaccia,

lavash, pita, pancake, etc.) **Exhibit 3 individual items or ¼ of a large item.**

511 140 13__ Unleavened Flatbread: made without yeast, baking powder, or baking soda (tortilla, lefse, crepe, gordita, matzo, chapatti or roti) **Exhibit 3 individual items or ¼ of a large item.**

511 140 03__ Yeast Bread Product, plain dough using an alternative grain product instead of or in addition to white flour (e.g., rye, spelt, buckwheat, oat, etc.) **Exhibit ¼ of a loaf.**

511 140 04__ Yeast Bread product (using flour other than all white flour) with added non-perishable ingredients (i.e., herbs, nuts, dried fruit, etc.) **Exhibit ¼ of a loaf.**

511 140 05__ Yeast Bread product using special shaping. Exhibit three individual items or ¼ of a large item.

511 140 06__ Single Pie Crust. Exhibit the whole pie crust in a disposable tin.

511 140 07__ Specialty Pastry. Baked items such as pie tarts, puff pastry, phyllo doughs, scones, biscotti, choux, croissants, Danish, strudels. Phyllo dough must be made from scratch. **Pastries made with cream or egg-based fillings will be disqualified. Exhibit three individual items.**

511 140 08__ Foam Cake reflecting alternative dietary choices. Recipe for the food product has been chosen specifically to address choices or altered significantly to now reflect needs for an alternative diet, such as gluten-free, sugar substitute, vegetarian, vegan, reduced fat, et. al. Underline alternative ingredient(s) in the recipe. **Exhibit three individual items or ¼ of a large item.**

511 140 09__ Focaccia Bread reflecting alternative dietary choices. Recipe for the food product has been chosen specifically to address choices or altered significantly to now reflect needs for an alternative diet, such as gluten-free, sugar substitute, vegetarian, vegan, reduced fat, et. al. Underline alternative ingredient(s) in the recipe. **Exhibit three individual items or ¼ of a large item.**

511 140 10__ Yeast Bread Product reflecting alternative dietary choices. Recipe for the food product has been chosen specifically to address choices or altered significantly to now reflect needs for an alternative diet, such as gluten-free, sugar substitute, vegetarian, vegan, reduced fat, et. al. Underline alternative ingredient(s) in the recipe. **Exhibit three individual items or ¼ of a large item.**

511 140 11__ Single Pie Crust reflecting alternative dietary choices. Recipe for the food product has been chosen specifically to address choices or altered significantly to now reflect needs for an alternative diet, such as gluten-free, sugar substitute, vegetarian, vegan, reduced fat, et. al. Underline alternative ingredient(s) in the recipe. **Exhibit the whole pie crust in a disposable tin.**

511 140 12__ Specialty Pastry reflecting alternative dietary choices. Recipe for the food product has been chosen specifically to address choices or altered significantly to now reflect needs for an alternative diet, such as gluten-free, sugar substitute, vegetarian, vegan, reduced fat, et. al. Underline alternative ingredient(s) in the recipe. **Exhibit three individual items or ¼ of a large item.**

FAMILY FOOD TRADITIONS (All skill levels)

511 200 01__ Family Food Traditions any baked items associated with family tradition and heritage. **Exhibit at least ¼ of baked product or three muffins, cookies, pita, tortillas, etc.** Entry must include:

- Recipe
- Tradition or heritage associated with preparing, serving the food
- The source traditional recipe came from

COOKING UP A CAREER (All skill levels)

511 200 02__ Cooking Up a Career. Find someone you know who works in a catering business, local restaurant, health care food service, food scientist, works as a Registered Dietitian, or any other food or nutrition-related industry. What do they do? How much education do they need? Why did they choose this profession? What is the most enjoyable thing about their chosen profession? Maximum of two pages, one sided write up of an interview. Consider creativity and neatness. Mount on a 9"x12" colored paper or poster board or display in a clear plastic binder. Include a picture of the person interviewed. (May be laminated to preserve exhibit.) The overall size of the mounted exhibit should be **no larger than 9x12 inches.**

FAVORITE RECIPE COLLECTION (All skill levels)

Recipe collection can be in a file box or in recipe book form. Follow specific guidelines on the evaluation sheet. Write the current year in the upper right-hand corner of each recipe. **Cards or recipes must be in front of the file or designated (paper clips, tabs, etc.) throughout the collection for ease in judging.** Pen, pencil, typed, or printed is acceptable if the required elements are on the recipe. Adding decorative items to recipes is optional and is not a part of the judging process.

511 300 111 Junior: Collection with five (5)

recipes of foods you have prepared, using ingredients grown in the Pacific Northwest.

- 3 featuring fruits and/or vegetables
- 1 featuring grains
- 1 featuring protein (meat, poultry, seafood, beans, eggs, nuts, or seeds).

511 300 112 Intermediate: Collection with ten (10) recipes*

- 2 featuring a source of protein
- 2 that include a variety of grain products
- 3 that have vegetables as the focus
- 2 featuring fruit
- 1 free choice.

*The recipes need to include three food items appropriate for each of the three basic meals: breakfast (such as smoothies, baked items, or pancakes/waffles/toasts), lunch (such as sandwiches, soups, and wraps) and dinner (such as casseroles, side dishes, and salads) menus.

The remaining (1) recipe is totally free choice.

511 300 113 Senior: Collection with fifteen (15) recipes*

- 6 vegetable and/or fruit focused recipes
- 4 protein-based (poultry, fish, meat, or other protein dishes)

- 4 grain-based
 - 1 free choice (no restrictions)
- *Five of these recipes should be one-pot meals using or demonstrating knowledge of various kitchen appliances (examples: microwave, wok, slow cooker, pressure cooker).

4-H FOOD PRESERVATION

Superintendent: Teres Fair

1. Members may enter **four** classes in their age division and up to **two** different exhibits per class.
2. **Members must use recipes from a reputable food preservation source and meet current USDA recommendations, located at nchfp.uga.edu (The National Center for Home Food Preservation)**
Reputable sources include:
 - [OSU Extension](#) or Home Food Safety and Preservation Program
 - Other University Extension Services
 - Ball Blue Book
 - Pectin package inserts
 - [National Center for Home Food Preservation](#)
 - [USDA Complete Guide to Home Canning](#)
3. All products must have a [4-H Food Preservation Explanation Card \(512-07\)](#) that must be thoughtfully and completely filled out by the member with all information and complete instructions/recipe. Explanation Cards are available from the County Extension Offices, the Umatilla County 4-H website, or on the state 4-H website.
4. All containers must have a label or tape with member **name, county, and exhibit class number**. The label should be placed on the bottom of the container or location, so as not to interfere with allowing the judge to see the contents.
5. Include jar rings on all canned products to transport safely. Be sure all jars are properly sealed. Unsealed jars will be disqualified. For judging reasons, use clear jars only. Regular and wide-mouth Mason-type, threaded, home-canning jars with self-sealing lids are the best choice.
6. Jars may be opened during the judging process. For this reason, we strongly urge you to use smaller jars for your fair exhibits. Suggested are 4 oz. jars for jams and jellies, half pints & pint jars for other products. Larger jars will be accepted, but food may be wasted as any opened jars may be emptied before returning after fair. Tip: Bring two exhibits to the county fair, one for county fair judging and one to go to state fair (if chosen).
7. Dried foods should be exhibited in jars or sturdy plastic bags, with labels securely attached. Make sure to follow the approved processing times listed for your product.
8. Judging criteria are outlined on the following:
 - [4-H Canned Fruit and Vegetable Evaluation Sheet \(512-04\)](#)
 - [4-H Canned Meat and Fish Evaluation Sheet \(512-05\)](#)
 - [4-H Dried Foods Evaluation Sheet \(512-06\)](#)
 - [4-H Jam Check Sheet \(512-01\)](#)
 - [4-H Juice, Jelly and Syrup Evaluation Sheet \(512-02\)](#)
 - [4-H Pickles and Relishes Evaluation Sheet \(512-03\)](#)
 - [4-H Flavored Vinegars Evaluation Sheet \(512-08\)](#)
 - [4-H Canned Broth/Stock Evaluation Sheet \(512-09\)](#)

All are available from the County Extension Offices, the Umatilla County 4-H website, or on the state 4-H website.

Note: Fill in blank in class number (___) with corresponding numbers for age level.

1 Junior

2 Intermediate

3 Senior

BASIC DIVISION

Starred (*) items are suggested as beginning exhibits for first-year Food Preservation members.

512 111 02__ *Canned tomato-based products such as tomatoes, tomato sauce, tomato or tomato/vegetable juice, ketchup, or salsa. One jar processed in a boiling water canner.

512 111 05__ Canned fruit-based products such as fruit sauce (no thickener added), pie filling (thickened with Clear-Jel®), fruit or berries, or salsa. Jars must be sealed by processing in a boiling water canner.

512 111 06__ Relish: One jar of relish. Jars must be sealed by processing in a boiling water canner.

Examples include cucumber relish, zucchini relish, corn relish and chutneys, other chopped fruit and vegetable-based products that include acidification.

512 111 10__ *Cooked jam or jelly: One jar using commercial pectin. Jars must be sealed by processing in a boiling water canner.

512 111 12__ Quick pickles: One jar of cucumber, fruit, or vegetable quick pickles. Jars must be sealed by pasteurization or processing in a boiling water canner.

512 111 15__ *Dried fruits, vegetables, herbs, or fruit leather: Exhibit ¼ - ½ cup of dried fruit or vegetable pieces, herbs, or four 1" wide rolls of one flavor fruit leather.

512 111 18__ *Dried herb seasoning combination: About ¼ cup of dried herb seasoning combination.

512 111 19__ Flavored vinegars: One jar of flavored vinegar using commercial vinegar and flavor added using herbs, fruits, vegetables, and/or spices.

ADVANCED DIVISION

(Intermediates and seniors only)

Members in these divisions can choose to exhibit any of the products listed under the Junior division, except Gift pack, by placing a "2" in the last digit of the class number for Intermediates or a "3" in the last digit of the class number for Seniors. They can also choose from any of the following exhibits.

512 111 20__ Canned broth: One jar of canned broth (liquid only, no meat or vegetable pieces) processed in a pressure canner.

512 111 21__ Cooked jelly or jam, syrup, or juice: One jar. All must be made from juice the member has extracted. Jam or jelly can be made with or without commercial pectin. Jars must be sealed by processing in a boiling water canner.

512 111 24__ Fermented pickles or sauerkraut: One jar of fermented (brined) pickles or sauerkraut. Jars must be sealed by processing in a boiling water canner.

512 111 25__ Canned vegetables or tomatoes: One jar of canned vegetables or tomatoes processed in a pressure canner.

512 111 26__ Canned meat, poultry, or fish: Fish products should be exhibited in pint or half pint jars. One jar processed in a pressure canner.

512 111 28__ Canned combination dish: One jar of canned combination dish processed in a pressure canner. Examples include chili, soup, and baked beans.

512 111 29__ Dried meat or poultry jerky: Four 1-inch by 3-inch pieces of one type of jerky. Meat jerky (beef, venison, or poultry) should follow the recommendations for preparation in Making Jerky at Home Safely, PNW 632, May 2012.

INTERIOR DESIGN

1. Members may enter up to **three** classes, **one** exhibit per class.
2. In the Designing Spaces project, items produced by the 4-H member are developed within the context of the overall design/plan of a specific location. The classes align with the four elements of designing a space: designing a room, furnishing a room, finishing a room, and creating a healthy room environment. Judging criteria are outlined on the appropriate evaluation form: Designing Spaces Furnishing or Finishings (340-02) or Designing Spaces Designing Space or Healthy Space (340-03).
3. To qualify for judging, a 4-H Designing Spaces Exhibit Explanation Card (340-01) must be attached. The explanation cards and evaluation sheets are available from the County Extension Offices, the Umatilla County 4-H website, or the state 4-H website.
4. In addition to the exhibit tag, each piece of an exhibit must be labeled on the back or bottom with the member's name, county, and exhibit class number.
5. Entries must include a photo or drawing of how and/or where the item would be used in the home.

Note: Fill in blank in class number (__) with corresponding numbers for age levels:

- 1 Junior**
- 2 Intermediate**
- 3 Senior**

DESIGNING A SPACE

340 100 11__ Design board for a room. Include: color scheme, wall treatment, floor treatment, window treatment, etc. OR floor plan for a room. Posters, 24 x 30, or multimedia presentation (on CD). Show what you learned with before and after pictures or diagrams, samples, story, cost comparisons, optional arrangements, etc.

FURNISHING A SPACE

The functional items to furnish a room are made from new, recycled, or refurbished items for a specific location, as described in detail on the explanation card.

340 100 12__ Organizational/storage item for the furnishing of a room.

340 100 13__ Functional textile item for the furnishings of a room, i.e., curtains, rug, quilt.

340 100 14__ Furniture item to furnish a room.

FINISHING A SPACE

These finishing touches for a room are made from new, recycled, or refurbished items for a specific location, described in detail on the explanation card.

340 100 15__ Accessory for the walls of a room.

340 100 16__ Accessory for the furnishings of the room (bed, dresser, etc.)

340 100 17__ Accessory for seasonal use in a room.

340 100 18__ Accessory for outdoor use.

MAKING A HEALTHY SPACE

340 100 19__ Problem solving for a space. Identify a problem (as problem windows, storage needs, inconvenient room arrangement, cost comparison, energy conservation, waste management, etc.) Using poster, notebook, multimedia presentation, or other method, describe the problem and how it was solved.

HORTICULTURE

DEPARTMENT

4-H CONTAINER GARDENING

Superintendent: Rhonda Acock

1. Exhibitors may enter only **one** exhibit in each class number. **Plants entered in Container Gardening must be grown by the exhibitor.**
2. Member's name and county should be securely attached to the bottom of each container.
3. Exhibits exceeding 30 pounds or measuring larger than 30" x 30" will not be accepted. Container Gardening Exhibit Information Card (7/6-02) must be firmly attached to the exhibit and sealed inside a closeable sandwich bag (Ziplock) to keep the card dry. Attach to the container with clear packaging tape or duct tape.
4. Selection of herbs is the choice of the 4-H member.
5. Exhibitors should use the online publication Select and Prepare Herbs for Exhibit (4H 2335) as a reference.
6. Herb container gardens must include:
 - Junior - 2 herbs from different species
 - Intermediate - at least 3 herbs from different species
 - Senior - at least 4 herbs of different species
7. Judging criteria are outlined on 4-H Container Garden Exhibit Evaluation Sheet (716-01) available from the County Extension Offices, the Umatilla County 4-H website or on the State 4-H website.
8. Container exhibits will be cared for by 4-H volunteers during the fair. The 4-H program cannot be responsible for the condition of the plant when it is returned.

CONTAINER GARDENING, JUNIOR

716 115 011 Terrarium: closed container

716 115 021 Dish Garden: cacti & succulents, more than 1 plant

- 716 114 031 Houseplant:** 1 plant
716 113 041 Patio Plant: 1 outdoor plant in a container
716 113 141 Patio Planter: more than 1 outdoor plant, can be a combination of annuals, perennials, herbs, and/or vegetables
716 112 051 Potted Vegetable
716 116 001 Potted Herbs: must be 2 herbs
716 117 061 Other: exhibits that do not fit in the above classes.

CONTAINER GARDENING, INTERMEDIATE

- 716 115 012 Terrarium:** closed container
716 115 022 Dish Garden: cacti & succulents, more than 1 plant
716 114 032 Houseplant: 1 plant
716 113 042 Patio Plant: 1 outdoor plant in a container
716 113 142 Patio Planter: more than 1 outdoor plant, can be a combination of annuals, perennials, herbs, and/or vegetables
716 112 052 Potted Vegetable
716 116 002 Potted Herbs: must include 3 herbs
716 117 062 Other: exhibits that do not fit in the above classes.
716 200 012 Display: An experiment with plant(s) in containers. Must show and include a written explanation of what was done and a summary of what was learned. Display not to exceed 30" wide x 24" deep x 36" high.

CONTAINER GARDENING, SENIOR

- 716 115 013 Terrarium:** closed container
716 115 023 Dish Garden: cacti & succulents, more than 1 plant
716 114 033 Houseplant: 1 plant
716 113 043 Patio Plant: 1 outdoor plant in a container
716 113 143 Patio Planter: more than 1 outdoor plant, can be a combination of annuals, perennials, herbs, and/or vegetables
716 112 053 Potted Vegetable
716 116 003 Potted Herbs: must include 4 herbs
716 117 063 Other: exhibits not listed in the above classes.
716 200 013 Display: An experiment with plant(s) in containers. Exhibit must show and include a written explanation of what was done and a summary of what was learned. Display not to exceed 30" wide x 24" deep and 36" high.
716 300 013 Commercial exhibit of plants: Flat or market package that includes planting dates, costs incurred, and suggested retail pricing.

4-H FLOWERS & ORNAMENTALS

Superintendent: Rhonda Acock

CUT FLOWERS

- Exhibitors can enter only **one** entry of each of the flowers listed below, except for the "Other, Perennial Cut Flowers" and the "Other, Annual Cut Flowers". **The total number of cut flower exhibits may not exceed three (3) for Juniors, four (4) for Intermediates, or**

five (5) for Seniors.

- Flowers must have been grown by the exhibitor. Containers will **not** be furnished for cut flowers. Clear glass bottles are best.
- The number of flowers required for each exhibit can be found in parentheses after each flower type. In an exhibit of 3 blooms, all blooms must be the same color. **Each flower is to have foliage attached or include foliage.**
- Exhibitors may show all or a portion of their allowed/allotted flower exhibits in either of the Other classes.
- Judging criteria are outlined on [4-H Cut Flowers Exhibit Evaluation Sheet \(713-01\)](#) available from the County Extension offices, the Umatilla County 4-H website, and the State 4-H website.

Cut Flower Types

Number of stems required in parentheses.

Asters (3) Blooms
 Bachelor Buttons (3) Blooms
 Calendulas (3) Blooms
 Chrysanthemums (1) Spray
 Cosmos (3) Blooms
 Dahlias, under 3" disbudded (3)
 Dahlias, 3-6" dia. disbudded (1)
 Dahlias, 6" & over disbudded (1)
 Gladiolus (1) Spike
 Gloriosa Daisy (3) Blooms
 Lilies (1) Stalk
 Marigold, African (1) Bloom
 Marigold, French (3) Stems
 Nasturtiums (3) Blooms
 Petunia, (3) Stems
 Roses, Miniature (1) Spray
 Roses, grown in clusters (more than three blooms) (1) Spray
 Roses, hybrid tea disbudded (1) Bloom
 Roses, other (1) Bloom
 Snapdragons (3) Spikes
 Statice (1) Spray
 Straw Flowers (1) Stem
 Zinnias (3) Blooms
 Other, Perennial Cut Flowers
 Other, Annual Cut Flowers

Definitions:

Bloom: an individual flower, one blossom to a stem.
Spike: a stalk carrying many stemless or nearly stemless flowers.
Spray: a portion of a plant with a number of flowers on one stalk: chrysanthemums, roses, statice.
Stem: a stem with one or more flowers
Disbudded: removal of the lateral buds along the stem of the flower

- 713 100 011 Junior:** limit three separate flower exhibit types.
713 100 012 Intermediate: limit four separate flower exhibit types.
713 100 013 Senior: limit 5 separate flower exhibit types.

ARRANGEMENTS

- Flowers may be grown or purchased by the exhibitor.

Arrangement exhibits will be displayed in the container provided by the exhibitor.

2. Arrangements are required to use a frog, wire, or floral foam in the vase to stabilize the exhibit. Each arrangement is to have foliage attached or include foliage.
3. Judging criteria are outlined on [4-H Floral Arrangement and Bouquet Exhibit Evaluation Sheet \(713-02\)](#) available from the County Extension Offices, the Umatilla County 4-H website and at the State 4-H website.

713 420 011 Junior: Arrangement of fresh flowers in a suitable container.

713 420 012 Intermediate: Arrangement of fresh flowers, any choice of design.

713 420 013 Senior: Arrangement of fresh flowers, any choice of design.

713 420 023 Senior Theme: Arrangement of fresh flowers, with theme for 2025 "**Burst of Color**". Focus on the power and vibrancy of color. Each arrangement should tell a story through its palette, whether it's a monochromatic scheme, a gradient effect, or a wild clash of hues..

713 420 033 Senior Miniature: Arrangement using dried or fresh materials, no larger than 8" x 8" x 8".

BOUQUETS

1. Flowers may be grown or purchased by the exhibitor. Bouquets exhibits will be displayed in the container provided by the exhibitor.
2. Bouquets MUST NOT use a frog, wire, or floral foam in the vase to stabilize the exhibit. Each Bouquet is to have foliage attached or include foliage.

713 430 011 Junior: Bouquet of fresh flowers in a suitable container, any design.

713 430 012 Intermediate: Bouquet of fresh flowers, in a suitable container, any design.

713 430 013 Senior: Bouquet of fresh flowers, in a suitable container, any design.

713 430 023 Senior Theme: Bouquet of fresh flowers, with theme for 2025 "**Burst of Color**". Focus on the power and vibrancy of color. Each arrangement should tell a story through its palette, whether it's a monochromatic scheme, a gradient effect, or a wild clash of hues.

CORSAGE AND BOUTONNIERE

1. Flowers may be grown or purchased by the exhibitor. An exhibit of one Corsage and one Boutonniere.
2. Corsage refers to a small bouquet of flowers worn on a woman's dress or worn around her wrist. The blooms do not need to be all the same color. A method of attaching the corsage for wearing must be provided.
3. A boutonniere is a floral decoration worn by men, typically a single flower or bud. A method of attaching the boutonniere must be provided.
4. Each corsage and boutonniere are to have foliage attached or include foliage. The corsage and boutonniere are to be displayed in a plastic zip lock type bag. A neatly cut square of white cardboard may be placed in the bag to stabilize the exhibit if desired.

713 440 002 Corsage and Boutonniere of fresh flowers, Intermediate: suitable for a formal occasion,

any design.

713 440 003 Corsage and Boutonniere of fresh flowers, Seniors: suitable for a formal occasion, any design.

DRIED MATERIALS

Flowers may be grown or purchased by the exhibitor.

713 130 041 Junior: Arrangement of dried materials.

713 130 042 Intermediate: Arrangement of dried materials.

713 130 043 Senior: Arrangement of dried materials.

4-H HERBS

Superintendent: Rhonda Acock

1. Herbs must be grown by the exhibitor. Exhibitors may enter only **one** exhibit in each class number.
2. An [4-H Dried & Fresh-Cut Explanation Card \(712-06\)](#) must be firmly attached to all herb exhibits which are judged by the criteria in [4-H Fresh Cut Herb Exhibit Evaluation Sheet \(712-05\)](#) and [4-H Dried Herb Exhibit Evaluation Sheet \(712-04\)](#) which are available from the County Extension Offices, the Umatilla County 4-H website and on the State 4-H website.
3. The publication [Select and Prepare Herbs for Exhibit \(4H 2335\)](#) should be used by exhibitors as a reference. The selection of herbs is the choice of the 4-H member. Any herb available in your area of the state may be exhibited.

HERB EXHIBITS, FRESH CUT

Fresh cut herbs with their own vegetables, such as onions and garlic, should be exhibited in that class, not in the Fresh Cut Herb classes.

712 117 001 Herbs, Fresh Cut, Junior: one bunch with stems one inch in diameter.

712 117 011 Cut Herb Collection Junior: include 3 different herbs in the same amounts as the fresh cut exhibit.

712 117 002 Herbs, Fresh Cut, Intermediate: one bunch with stems one inch in diameter.

712 117 012 Cut Herb Collection Intermediate: Include 4 different herbs in the same amounts as the fresh cut exhibit, 1 of which is new this year.

712 117 003 Herbs, Fresh Cut, Senior: one bunch with stems one inch in diameter.

712 117 013 Cut Herb Collection Senior: 5 different herbs in the same amounts as the fresh cut exhibit, 2 of which are new this year.

HERB EXHIBITS, DRIED

The information card must include drying method. Basil, chives, dill leaves, fennel, and parsley should not be exhibited dried because they are best preserved by freezing. Display all herbs in a self-closing bag: one-inch bunch secured with a twist tie, or three tablespoons dried leaves, or one tablespoon of dried seeds.

712 118 001 Herbs, Dried, Junior: Display all herbs in a self-closing bag, one inch bunch secured by a twist tie or three tablespoons dried leaves or one tablespoon of dried seeds.

- 712 118 011 Herbs, Dried Collection, Junior:** 3 herbs in the same amounts as dried herb exhibit.
- 712 118 002 Herbs, Dried, Intermediate:** Display all herbs in a self-closing bag, one inch bunch secured by a twist tie or three tablespoons dried leaves or one tablespoon dried seeds.
- 712 118 012 Herbs, Dried Collection, Intermediate:** 4 herbs in the same amounts as the dried herb exhibit, 1 of which is new this year.
- 712 118 003 Herbs, Dried, Senior:** Display all herbs in a self-closing bag, one inch bunch secured by a twist tie or three tablespoons dried leaves or one tablespoon of dried seeds.
- 712 118 013 Herbs, Dried Collection, Senior:** 5 herbs in the same amounts as dried herb exhibit, 2 of which are new this year.

4-H VEGETABLES

Superintendent: Rhonda Acock

- Exhibitors can enter only **one** class except for "Other". Please see each age division for the number of entries allowed.
- The number of vegetables required for the plate and collection exhibits are listed below. [Oregon 4-H Horticulture Contest Guide: Vegetables \(4-H 2334\)](#) should be used by exhibitors as a reference for selecting and preparing your exhibits, **except for the specific numbers of vegetables required for plate and collection exhibits, which is listed below.**
- A completed [4-H Vegetable Exhibit/Collections Explanation Card \(712-07\)](#) must be attached to each exhibit. Judging criteria are outlined on the [4-H Vegetable Collection Exhibit Evaluation Sheet \(712-01\)](#) and the [4-H Vegetable Garden Exhibit Evaluation Sheet \(712-02\)](#). These publications are available from the County Extension Offices, the Umatilla County 4-H website, and the State 4-H website.
- Plate exhibits will be exhibited on 9" paper plates. Vegetable Collection exhibits must fit on a tray 18-1/2" x 14-1/2" x 2-3/4". Paper plates and trays will be provided. Vegetables will not be returned unless specifically requested.

CLASSES

Number of vegetables required in parentheses.

Beans, Snap (Wax, Italian, Green) (5)
 Beans, Other (Dry, Horticulture, Limas, Purple) (5)
 Beans, Horticultural (5)
 Beets (5)
 Broccoli (1) Main head or (5) side shoots
 Carrots (5)
 Corn, Sweet (2)
 Cucumbers, Slicing (Lemon, Burpless, Slicing varieties) (2)
 Cucumbers, Lemon (2)
 Cucumbers, Pickling (5)
 Garlic, Regular (2), Elephant (1)
 Kohlrabi (2)
 Lettuce (1 plant) leaf lettuce in a vase of water
 Onions, Bulb (3)
 Onions, Green (5 onions)
 Peas, in pod (5)
 Peppers, Bell or Sweet (2)

Peppers, Hot (5)
 Potatoes (5)
 Pumpkins (1)
 Squash, Summer Crookneck (2)
 Squash, Summer Zucchini (2)
 Squash, Winter (1)
 Tomato slicing (3)
 Tomatoes, Cherry (5)
 Tomato, other (5)
 Turnips (2)
 Other (#) For "Other" refer to the [Oregon 4-H Horticulture Contest Guide: Vegetables \(4-H 2334\)](#)

VEGETABLE EXHIBITS, JUNIOR

Members may enter a maximum of **three** plate exhibits, in addition to **one** vegetable collection.

712 100 011 Plate Exhibit of One Type, limit 3 entries

712 100 021 Vegetable Collection Exhibit, include 3 different vegetables in the same amounts required as in plate exhibits.

VEGETABLE EXHIBITS, INTERMEDIATE

4-H members may enter a maximum of **four** plate exhibits in addition to their choice of a vegetable collection exhibit or poster display.

712 100 012 Plate Exhibit of One Type, limit 4 entries

712 100 022 Vegetable Collection Exhibit, include 4 different vegetables in the same amounts required as in plate exhibits.

712 200 032 Poster or Display, describing results of 4-H member's experimental garden. Display not to exceed 30" wide x 24" deep x 36" high.

VEGETABLE EXHIBITS, SENIORS

4-H members may enter a maximum of **five** plate exhibits in addition to their choice of a vegetable collection exhibit, commercial display, or educational display.

712 100 013 Plate Exhibit of One Type, limit 5 entries

712 100 023 Vegetable Collection Exhibit, include 5 different vegetables in the same amounts required as in plate exhibits.

712 100 033 Commercial Display, include 10 lb. unit of produce with record of costs of commercial garden.

712 200 043 Project Display, describing the experimental design and results of an experiment in commercial gardening. Display not to exceed 30" wide x 24" deep x 36" high.

INDUSTRIAL ARTS

DEPARTMENT

You may enter ATV, automotive, bicycles, handyman, small engines, snowmobile, etc., projects in the Educational Display classes found in the Communications Department.

4-H WELDING

Projects or exhibits in this class are designed for practical use, artistic purpose, or demonstration of skills. The techniques used can include Shielded Metal Arc Welding/Stick, Gas Metal Arc Welding/MIG, Gas Tungsten Arc Gas Welding/TIG, Flux-cored Arc Welding, Oxy-fuel Welding, or other metal joining techniques that require the heating of surfaces to the point of melting. A completed [4-H Welding Explanation Card \(861-01\)](#) is required to qualify the exhibit for judging. Judging criteria are outlined on [4-H Welding Criteria \(861-03\)](#), and the evaluation can be found on [4-H Welding Evaluation Sheet \(861-02\)](#) available from the County Extension Offices, the Umatilla County 4-H website, and the State 4-H website.

861 100 001 Welding, Junior
861 100 002 Welding, Intermediate
861 100 003 Welding, Senior

4-H WOOD SCIENCE

1. In each class, the exhibit shall be made primarily of wood by the 4-H member. Musical instruments and furniture of any kind should be entered in their specific classes under specialty wood science exhibits.
2. Each exhibit must be labeled with the member's name, county, and exhibit class number. A completed [4-H Wood Science Explanation Sheet \(871-02\)](#) is required to qualify the exhibit for judging. Judging criteria are outlined on the [4-H Wood Science Exhibit Evaluation Sheet \(871-01\)](#) available from the County Extension Offices, the Umatilla County 4-H website, and the State 4-H website.

GENERAL WOOD SCIENCE EXHIBITS

871 100 001 Wood Science, Junior First Year
871 100 011 Wood Science, Other Junior
871 100 002 Wood Science, Intermediate First Year
871 100 012 Wood Science, Other Intermediate
871 100 003 Wood Science, Senior First Year
871 100 013 Wood Science, Other Senior
871 100 034 Wood Science, Club

SPECIALTY WOOD SCIENCE EXHIBITS

871 200 001 Wood Science Musical Instrument, Junior
871 200 002 Wood Science Musical Instrument, Intermediate
871 200 003 Wood Science Musical Instrument, Senior
871 300 001 Wood Science Furniture, Junior
871 300 002 Wood Science Furniture, Intermediate
871 300 003 Wood Science Furniture, Senior

NATURAL SCIENCE

DEPARTMENT

4-H AQUATIC EDUCATION AND SPORTFISHING

AQUATIC MACRO-INVERTEBRATE SPECIMENS

1. Macro-invertebrates of all developmental stages serve as an energy source in freshwater (lakes, ponds, streams, rivers) fisheries. They include but are not limited to eggs, larvae, nymphs, scuds, leeches, stoneflies, caddis flies, mosquitoes, dragonflies, hellgrammites, etc. Exhibits may include specimen photos or drawings of specimens that are displayed in a three-ring binder. Photos and drawings must be the original work of the exhibitor. Preserved specimens are to be displayed in specimen jars in display boxes. Each specimen, including photos or drawings, requires a label to be affixed to the display box or page for easy reading. Labels (3/4"x1 1/2") on preserved specimens, photos or drawings are to include the name of the collector, date collected/photographed/drawn, order name, common name, name of body of water from which specimen was found, county, and state.

Label Example:

Collector/Date: J. Smith 01/01/01
Order Name: Ephemeroptera
Common Name/Stage: Mayfly Adult or Nymph
Body of Water: Lost Lake
County/State: Hood River, OR

2. Phases are based on the number of specimens exhibited. Each collection is progressive. Exhibitors are expected to add 5 new preserved specimens, photographs, or drawings to their exhibit each year, in addition to those exhibited the previous year. Exhibitors are not able to combine preserved specimens, photographs, or drawings as a single exhibit.
3. The entries must be accompanied by a [4-H Aquatic Ecology & Sport Fishing Explanation Card \(451-07\)](#). Judging criteria are outlined on an [Aquatic Macro-invertebrates Score Sheet \(451-01\)](#). Both are available from the County Extension Offices, the Umatilla County 4-H website, and the State 4-H website.

PHASE 1: 10 TO 20 SPECIMENS

451 100 181 Preserved specimens displayed in specimen jars in display boxes.
451 200 181 Photographs of specimens displayed in a notebook.
451 300 181 Original Drawings of specimens displayed in a notebook.

PHASE 2: 21 TO 35 SPECIMENS

451 100 182 Preserved specimens displayed in specimen jars in display boxes.
451 200 182 Photographs of specimens displayed in a notebook.
451 300 182 Original Drawings of specimens displayed in a notebook.

PHASE 3: 36 TO 50 SPECIMENS

- 451 100 183 Preserved specimens** displayed in specimen jars in display boxes.
- 451 200 183 Photographs of specimens** displayed in a notebook.
- 451 300 183 Original Drawings** of specimens displayed in a notebook.

COMMON KNOTS

1. Knots are defined as those needed to secure the line from a reel to terminal tackle. They are limited to Arbor Knot, Blood Knot, Dropper Loop, Clinch or Improved Clinch Knot, Nail Knot, Palomar Knot, Perfection Loop, Rapala Knot, Snell Knot, Double Surgeon's, Surgeon's Loop, Trilene Knot, Uni-Knot. Each knot must be represented in two mediums. One (large scale) knot must be tied using white cordage no smaller than 1/8" and no larger than 1/4" in diameter. The (normal scale) second knot is to be tied to a barbless hook using the appropriate material as it would be used in fishing (monofilament, Dacron backing, fly line, etc.) Knots must be labeled with name and displayed on an 8.5" X 11" matte board.
 2. The entries must be accompanied by a 4-H Aquatic Ecology & Sport Fishing Explanation Card (451-07). Judging criteria are outlined on a Common Knots Score Sheet (451-02). Both are available from the County Extension Offices, the Umatilla County 4-H website, and the State 4-H website.
- 451 200 151 Common Knots, Junior**, any 5 knots (each knot represented in large and normal scale).
- 451 200 152 Common Knots, Intermediate**, any 7 knots (each knot represented in large and normal scale).
- 451 200 153 Common Knots, Senior**, any 9 knots (each knot represented in large and normal scale).

FISH PRINTS

1. Prints can be made using real fish or fish models. Prints can be made using, but not limited to watercolor, tempera, acrylic, oil, and ink. Prints can be on fabric or paper or in combination and mounted on or in a frame not to exceed 22" x 28". One print must be labeled with the common name, scientific name, and anatomy. Labels may be permanent or removable.
2. Exhibitors are to make fish prints using real or model fish. Non-fish images are not acceptable.
3. The entries must be accompanied by a 4-H Aquatic Ecology & Sport Fishing Explanation Card (451-07). Judging criteria are outlined on a Fish Prints Score Sheet (451-03). Both are available from the County Extension Offices, the Umatilla County 4-H website, and the State 4-H website.

- 451 200 161 Fish Prints, Junior**, 1 print
- 451 200 162 Fish Prints, Intermediate**, 2 prints
- 451 200 163 Fish Prints, Senior**, 3 prints

FISHING RODS

1. Based on the type of rod, the necessary components include rod blank, butt cap/extension, handle/grip, reel seat, hook keeper, butt/stripping guide, appropriate number of line guides for length, guide wraps, ferrules,

and tip top. Fishing rods must be constructed by the member and may not exceed 108" in length.

2. The rods must be displayed on a board no thicker than 1 inch, no wider than 8 inches, no longer than 120 inches (1" x 8" x 120" maximum). All necessary components must be labeled. Permanent or removable labels may be used.
3. The entries must be accompanied by a 4-H Aquatic Ecology & Sport Fishing Explanation Card (451-07). Judging criteria are outlined on a Fishing Rods Score Sheet (451-06) available from the County Extension Offices, the Umatilla County 4-H website, and the State 4-H website.

- 451 200 101 Spinning Rod, Junior**, one piece
- 451 200 102 Spinning Rod, Intermediate**, two piece
- 451 200 103 Spinning Rod, Senior**, three or four piece
- 451 200 111 Bait Casting Rod, Junior**, one piece
- 451 200 112 Bait Casting Rod, Intermediate**, two piece
- 451 200 113 Bait Casting Rod, Senior**, three or four piece
- 451 200 121 Fly Rod, Junior**, one piece
- 451 200 122 Fly Rod, Intermediate**, two piece
- 451 200 123 Fly Rod, Senior**, three or four piece

FLIES

1. Flies are defined as wet and dry. Dry flies are patterns used above the water line or in the surface film (e.g., adult insects, terrestrial insects, dry attractors, poppers, mouse, etc.). Wet flies are patterns used below the water line (e.g., nymphs, larvae, streamers, wet attractors, emergers, etc.). Materials (recipes) used may include but are not limited to hackle, lead wire, dubbing, hook, copper wire, flash, quill, floss, chenille, thread, and hair. Entries may include but not limited to:
 - Low difficulty: Wooly Worm, Wooly Bugger, Hare's Ear, Scud, Caddis Pupa, Girdle Bug
 - Moderate difficulty: Mickey Finn, Elk Hair Caddis, Bead Head Pheasant Tail, Parachute Adams
 - High difficulty: Royal Coachman, Grasshopper, Stone Fly, Blue Winged Olive, Green Drake.
2. Flies must be displayed on an 8.5" x 11" matte board. Exhibits are to be labeled to provide educational value to the public. Labels must include a title, the type of flies (wet or dry), and the name of each fly. Exhibit labels will be judged on the educational value, accuracy, completeness, clarity, and conciseness.
3. Entries must be accompanied by a 4-H Aquatic Ecology & Sport Fishing Explanation Card (451-07). Judging criteria are outlined on a Flies Score Sheet (451-04). Both are available from the County Extension Offices, the Umatilla County 4-H website, and the State 4-H website.

- 451 200 131 Flies, Junior**, 2 total (1 wet and 1 dry) use recipes requiring #4-6 hook.
- 451 200 132 Flies, Intermediate**, 4 total (2 wet and 2 dry) use recipes requiring #6-8 hook.
- 451 200 133 Flies, Senior**, 6 total (2 wet, 2 dry, and 2 using body dubbing) use recipes requiring #8-14 hook, 2 using body dubbing and recipes requiring #12-14 hook.

LURES

1. Lures are defined as Spoons, Spinners, Rooster Tails, Jigs, Plugs, and Spinner Baits. Materials used may include, but are not limited to the following:
 - **Spoons:** metal body, split ring, hook, weed guard, thin spoon, heavy spoon, thick solid, and spinner blades.
 - **Spinners:** hook, body, beads, clevis, blade, plastic minnow, spinner used with bait.
 - **Rooster Tails:** hook, blade, beads, feather skirt, hair skirt, rubber skirt, body, clevis, Colorado blade, willow blade.
 - **Jig:** eye, assorted jig lead head, hook, feathered skirt, fur skirt, hair skirt, rubber skirt.
 - **Plugs:** metal lip, hook hanger, eye, body, hooks, propellers, joined plug, plug lip.
 - **Spinner Bait:** fluted blade, hook, Colorado blade, clevis, arm, body, skirt, eye, twin arms, and blades.
2. Lures must be labeled and displayed on an 8.5"x11" matte board or foam.
3. The entries must be accompanied by a [4-H Aquatic Ecology & Sport Fishing Explanation Card \(451-07\)](#). Judging criteria are outlined on a [Lures Score Sheet \(451-05\)](#). Both are available from the County Extension Offices, the Umatilla County 4-H website, and the State 4-H website.

451 200 141 Lures, Junior, 1 Spoon plus 1 additional choice.

451 200 142 Lures, Intermediate, 1 Spoon, 1 Spinner, and 2 additional choices.

451 200 143 Lures, Senior, 1 Spoon, Spinner, 1 Rooster Tail, and 3 additional choices.

PROJECT DISPLAY

1. The exhibit may be a poster or a three-dimensional display. Exhibits may include pictures, models, diagrams, and actual articles if they qualify for the safety standards listed below. Drawings or photos that are an essential part of the display should be firmly attached to the board. Loose materials like soil, bark, or sand must be displayed in closed containers. No books or notebooks will be accepted as part of the display. The following materials will not be allowed on the display for safety reasons:
 - Living organisms-plants or animals
 - Liquids
 - Aerosol bottles or other pressurized gases
 - Glass
 - Hazardous substances
 - Sharp items.
2. Each exhibit must have the member's name, county, and exhibit class number securely attached to it. All parts of the display should be attached to one another in some way to keep the exhibit together as a unit. Club exhibits are to be entered under the club's name but must include the names of all members and club volunteers. This may be on a separate paper securely attached to the back of the exhibit.
3. Single posters may be displayed by hanging. All other displays should be free standing. All information contained in the exhibit must be able to be viewed by the public by looking at the display. Sources must be listed on the front of the display. Display (all parts)

should be able to last the duration of the fair in good repair.

4. Individual posters are limited in size to 30" by 24". Individual three-dimensional displays are limited in size to 48" wide, 24" deep (front to back), and 36" high. Club exhibits are limited in size to 60" wide, 24" deep, and 36" high. The weight of any display cannot exceed 30 pounds.
 5. A [4-H Educational Display Exhibit Explanation Card \(000-01\)](#) must be attached to each exhibit. Judging criteria are outlined on the [4-H Educational Display Evaluation Sheet \(214-001\)](#). Both are available from the County Extension Offices, the Umatilla County 4-H website and the State 4-H website.
- 451 200 171 Aquatic Ecology & Sport Fishing Project Display, Junior**
451 200 172 Aquatic Ecology & Sport Fishing Project Display, Intermediate
451 200 173 Aquatic Ecology & Sport Fishing Project Display, Senior
451 200 174 Aquatic Ecology & Sport Fishing Project Display, Club

4-H CONSERVATION

1. **Classes are open to all 4-H members.**
2. Each exhibit piece must be labeled with the member's name, county, and exhibit class number.
3. Exhibit: An educational exhibit relating to the conservation of soil, water, forests, marine life, range, or wildlife. May not exceed 30" in width, 24" deep (front to back) and 36" high.
4. A [4-H Educational Display Exhibit Explanation Card \(000-01\)](#) must be attached to each exhibit. Judging criteria are outlined on the [4-H Educational Display Evaluation Sheet \(214-001\)](#). Both are available from the County Extension Offices, the Umatilla County 4-H website, and the State 4-H website.

Note: Fill in blank in class number (___) with corresponding number for age level.

1 Junior, Second and Third Year

2 Intermediate

3 Senior

4 Club (two or more members working together)

411 200 011 Conservation: soil, water, forests, marine life, range, amphibians, or wildlife. **Juniors and first-time participants use this class.**

411 200 02___ Conservation of soils and range

411 200 03___ Conservation of water and marine life

411 200 04___ Conservation of forest and wildlife

411 200 05___ Conservation and ecology of native amphibians and reptiles.

4-H ENTOMOLOGY

1. Each exhibit piece must be labeled with the member's name, county, and exhibit class number.
2. New Junior, Intermediate, or Senior members, who are exhibiting in entomology for the first time, are required to exhibit 10 insect specimens from at least 8 orders. The insects must be collected in the current project

- year. New Junior, Intermediate, or Senior members will exhibit in class 821100 000.
- At least 10 insects of the total displayed in all classes must be collected in the current year. For Second and Third year Junior exhibits indicate the 10 plus new insects collected in the current project year with an * or a small dot near the new insects. Intermediate and Senior members in any class are to number each new specimen in the collection. Write on the liner or attach a sticker next to each new insect indicating the specimen number. Old specimens are not numbered. Additional information and tips on preparing an insect display for fair are posted on the [Oregon 4-H Entomology web page](#) at Unit 4, Labeling and Displaying.
 - An [Information on New Insects in Collection for Current 4-H Project Year](#) sheet is required to be submitted with Intermediate and Senior insect collections. Follow all instructions in the sheet.
 - Judging will be based on condition of specimens, mounting, labeling, attractiveness, correct number of specimens, correct identification, and educational value of exhibit. Judging criteria are outlined on the [Entomology Exhibit Evaluation Sheet \(821-01\)](#), available from the County Extension Offices, the Umatilla County 4-H website, and the State 4-H website.
 - Some of the orders have changed in Entomology by combining old orders or making new ones. Be sure to use the current order names for the insects check with the Extension office or go to the State 4-H website.
 - Common Names: Recommended reference for entomology orders for labels of specimens, Borror and Delong's Introduction to the Study of Insects 7th Edition written by Charles A. Triplehorn and Norman F. Johnson. In the event of a discrepancy, this reference will be considered the correct information source.

821 100 000 Entomology, New Junior, Intermediate or Senior, 10 insects, from at least 8 orders.

821 100 021 Entomology, Junior Second and Third Year, 20 insects, from at least 10 orders.

821 100 022 Entomology, Intermediate 20 to 30 insects, from at least 12 orders.

821 100 023 Entomology, Senior, 20 to 50 insects from at least 15 orders.

OTHER ENTOMOLOGY EXHIBITS

- Each exhibit piece must be labeled with the member's name, county, and exhibit class number. First year exhibitors in an exhibit category may use insects collected in previous years. Succeeding years exhibits in the same exhibit category must include some insects collected in the current year.
- Judging will be based on condition of specimens, mounting, labeling, including correct spelling of names, attractiveness, correct number of specimens, correct identification, and educational value of exhibit. For those not applicable, such as insect plant damage and life histories, they may be mounted as Riker mounts. Follow instructions on page 18 in the 4-H Entomology Manual (4-H 3221) for Riker mounts. In addition, the collections must be labeled to explain their educational value and will be judged based on the scoring used for entomology exhibits [Entomology Exhibit Evaluation Sheet \(821-01\)](#) and [4-H Educational Display Evaluation Sheet \(214-001\)](#) available from the County Extension

Offices, the Umatilla County 4-H website, and the state 4-H website. Size dimensions are 30" wide, 24" deep, 36" high. An [Educational Display Exhibit Explanation Card \(000-01\)](#) must be included.

- Insect orders change periodically as new discoveries and connections are made. Be sure to use a respected academic source such as [Kansas 4-H Entomology Insect Orders](#), the [Oregon Dept. of Agriculture Insect Identification Guide](#), or [Oregon 4-H Key to the Orders of Insects](#).
- Recommended reference for Entomology orders for identification of specimens, Borror and Delong's Introduction to the Study of Insects 7th Edition written by Charles A. Triplehorn and Norman F. Johnson. In the event of a discrepancy this reference will be considered the correct information source.

821-100 511 Other Entomology Exhibits, First Year Junior Member, exhibit 10 to 20 different insects in the categories of beneficial insects, harmful insects, insects attracted to lights, soil insects, aquatic insects, forest insects, specialize in an insect order, garden insects, insect plant damage (Riker mount) or other educational display.

Note: Fill in blank in class number (___) with one of the following numbers for level.

1 Junior (10 to 20 different insects)

2 Intermediate (15 to 35 different insects)

3 Senior (no more than 50 different insects)

4 Club (two or more members working together)

821 100 52__ Other Entomology Exhibits, exhibit in categories of Insects attracted to lights; Garden insects; or Beneficial insects (e.g., pollinators or predators) NOTE: Honeybee topics should be entered as a Honeybee Exhibit; please see the exhibit description in the following section.

821 100 53__ Other Entomology Exhibits, exhibit in categories of Harmful insects (e.g., parasite, pest or disease); Insects plant damage (Riker mount); Specialize in an insect order.

821 100 54__ Other Entomology Exhibits, exhibit in categories of Soil insects; Forest insects; Aquatic insects.

821 100 55__ Other Entomology Exhibits, size: 30" wide, 24" deep (front to back) and 36" high. Examples could include experiments, surveys, photographs, life histories, purchased insects, etc.

821 100 56__ Other Entomology Exhibits, Spiders and other insect relatives exhibit. Exhibit can include a collection of spiders, centipedes, millipedes, ticks, mites, scorpions or a combination of insect relatives and/or an educational display about them. Examples for a display could include experiments, surveys, photographs, life histories, etc. Live spiders or insect relatives may not be displayed. Specimen Collections should be a collection of identified labeled specimens in alcohol bottles fastened into a box. Exhibitors making a collection using alcohol bottles should follow the guidelines for insect specimens in the entomology manual. Educational displays may not exceed 30" in width, 24" deep (front to back), and 36" high.

4-H FORESTRY

1. Members may make **one** exhibit mounted as a Forestry Specimen and **one** in each qualified Advanced Forestry exhibit class. Please refer to the [4-H Forestry Specimen Exhibit Requirements \(440-06\)](#). Note: Each exhibit must be labeled with the member's name, county, and exhibit class number. Members who have previously been in 4-H forestry must exhibit all their mounts, but only the 5 new ones will be judged.
2. Exhibit may be flat board or three dimensional. Three-dimensional display size maximum is 30" in length, 24" deep (front to back), and 36" high. The flat board maximum size is 22" x 28". Refer to guidelines in the "4-H Forestry Exhibit Requirements" (1998) for specific advanced forestry exhibit details.
3. A [4-H Educational Display Exhibit Explanation Card \(000-01\)](#) must be attached to each exhibit. Educational Display exhibits are scored using the [4-H Educational Display Evaluation Sheet \(214-001\)](#), both are available from the County Extension offices, the Umatilla County 4-H website, and the State 4-H website.
4. Tree and shrub specimens exhibited must be listed on the official forestry specimens list available in 4-H Forestry Exhibit Requirements and Classes (4-H 33121). For Seniors exhibiting wildflowers and ferns use the "Other Reference Texts" list. Intermediate and Senior members must use the Specimen Collection Site Analysis Sheet for each specimen collected.
5. **Recommended reference** to check for current family names is *Plants of the Pacific Northwest Coast, Washington, Oregon, British Columbia and Alaska* compiled and edited by Jim Pojar and Andy MacKinnon

JUNIOR DIVISION

441 100 011 Forestry, Junior: First Year index, 5 mounts, all must be trees.

441 100 021 Forestry, Junior: Second & Third Year, index, 10 to 15 mounts, all must be trees. Only the index and 5 new mounts will be judged.

INTERMEDIATE & SENIOR DIVISIONS

The number of mounts may vary depending on the number of years in the project. All mounts must be exhibited. The new mounts should be placed in front of the old mounts in the book. Only the index and 5 new mounts with site analysis sheets will be judged. Intermediate's new mounts may include trees and shrubs. Senior's new mounts may include trees, shrubs, ferns, and wildflowers.

441 100 012 Forestry, Intermediate: First Year, the number of mounts may vary from 5 to 20

441 100 022 Forestry, Intermediate: Second & Third Year, the number of mounts vary from 10 to 30.

441 100 013 Forestry, Senior: First Year, the number of mounts may vary from 5 to 35.

441 100 023 Forestry, Senior: Other, the number of mounts may vary from 10-45.

ADVANCED FORESTRY EXHIBITS

Members may exhibit **one** topic area or make **one** exhibit by combining topics. Junior and Intermediate members exhibit 10 or more specimens; Senior members exhibit 15 or more specimens. All must have been collected in the current 4-H year.

441 200 511 First Year Forestry Member, Junior:

Advanced exhibit. Topics include cones, tree seeds, conks, damage specimens, bark, wood mounts, lumber mounts or other educational displays.

Note: Fill in blank in class number (__) with corresponding number for age level.

1 Junior

2 Intermediate

3 Senior

4 Club (two or more members working together)

441 200 52__ Advanced Forestry Exhibit, using one or combining the topics of cones, seeds and bark.

441 200 53__ Advanced Forestry Exhibit, using one or combining the topics of conks and damage specimens.

441 200 54__ Advanced Forestry Exhibit, using one or combining the topics of wood mounts and lumber mounts.

441 200 55__ Advanced Forestry Exhibit, display (i.e., management plans, tree farm maps, model camp sites, career opportunities, forestry concept or use your imagination to create your own display).

4-H GEOLOGY

1. At least 50% of the specimens must have been found by the exhibitor and at least five of the specimens collected during the current 4-H year. Put an asterisk on the label in front of the name of each specimen collected during the current 4-H year. The asterisk helps the judge determine if your display meets the criteria. Only the current 4-H year's specimens should have an asterisk. Polished or cut specimens must be exhibited under Geology Educational, except for geodes specimens only, which may be cut, but NOT POLISHED as part of a collection.
2. Judging criteria are outlined on the [4-H Geology/Rock & Mineral Exhibit Evaluation Sheet \(421-01\)](#), available from the County Extension offices, the Umatilla County 4-H website, and the State 4-H website.
3. A [Specimen Collection Geology Site Analysis Sheet](#) is required for each specimen in intermediate and senior geology collections. One sheet needs to be filled out for each of the **new** specimens collected for the current year. Attach the completed sheets to the bottom of the collection box in an unsealed envelope for the judge to read at fair. Members who wish to secure their collection may do so by including a small hasp or hole for a small/luggage sized lock. The box **MUST** be able to be opened at the time of judging.
4. Project display exhibit relating to Geology could include polished, cut specimens, growing crystals, volcanoes, effects of weathering, geologic formations, time periods, etc. Educational display may not exceed 30" in width, 24" deep (front to back) and 36" high. A [4-H Educational Display Exhibit Explanation Card \(000-01\)](#) must be included.
5. Scoring for Geology educational exhibits will be with the [4-H Educational Display Evaluation Sheet \(214-001\)](#), available from the County Extension Offices, the Umatilla County 4-H website, and the State 4-H website.

6. **Recommended references** for identification of specimens: *National Audubon Society Field Guide to Rocks and Minerals of North America* and *Dictionary of Geological Terms*, *American Geological Institute*, written by Robert L. Bates and Julia A. Jackson. Any identification of specimens using other sources is subject to disqualification by the judge.

421 100 011 Geology, Junior First Year Member, 10 specimens.
421 100 021 Geology, Junior Second and Third Year Member, 15 to 20 specimens.
421 100 012 Geology, Intermediate First Year Member, 15 to 25 specimens.
421 100 022 Geology, Intermediate Second and Third Year Member, 20 to 35 specimens.
421 100 013 Geology, Senior First Year, 20 to 40 specimens.
421 100 023 Geology, Senior Other Member, 25 to 50 specimens.
421 200 011 Geology Project Display, Junior
421 200 012 Geology Project Display, Intermediate
421 200 013 Geology Project Display, Senior
421 200 014 Geology Project Display, Club (two or more members working together)

4-H HONEYBEES

HONEYBEE EDUCATIONAL DISPLAY

1. **Classes are open to all 4-H members.**
2. Each exhibit piece must be labeled with the member's name, county, and class number. Club exhibits are to be entered under the club's name but must include the names of all members and leaders. This may be on a separate paper securely attached to the back of the exhibit. Club exhibits will receive one ribbon per exhibit.
3. Exhibit should be an educational display that teaches the viewer about honeybees, honeybee keeping, honeybee products, or honeybee information. Displays can be up to 30" in width, 24" deep (front to back) and 36" high. **It may not include live bees.** A 4-H Educational Display Exhibit Explanation Card (000-01) must be attached to each exhibit.
4. Judging criteria are outlined on the 4-H Educational Display Evaluation Sheet (214-01) available from the County Extension Offices, the Umatilla County 4-H website and the State 4-H website.

Note: Fill in the blank in the class number (___) with the corresponding number for age level.

- 1 Junior
- 2 Intermediate
- 3 Senior
- 4 Club

821 200 00__ Honeybee Educational Display, an educational exhibit relating to honeybees.

4-H MARINE SCIENCE

1. Each exhibit piece must be labeled with the member's name, county, and exhibit class number.
2. A project exhibit relating to the marine environment. May be either salt water or fresh water. May not exceed

30" in width, 24" deep (front to back), and 36" high. An 4-H Educational Display Exhibit Explanation Card (000-01) must be attached to each exhibit.

3. Judging criteria are outlined on the 4-H Educational Display Evaluation Sheet (214-001), available from the County Extension Offices, the Umatilla County 4-H website, and the State 4-H website.

423 200 011 Marine Science, Junior First Year
423 200 021 Marine Science, Junior Second & Third Year
423 200 012 Marine Science, Intermediate First Year
423 200 022 Marine Science, Intermediate Second and Third Year
423 200 013 Marine Science, Senior First Year
423 200 023 Marine Science, Senior Other
423 200 034 Marine Science, Club (two or more members working together)

4-H OUTDOOR SCIENCE

1. Each exhibit piece must be labeled with the member's name, county, and class number. A 4-H Educational Display Exhibit Explanation Card (000-01) must be attached to each exhibit.
2. A project exhibit relating to the out-of-doors. May not exceed 30" in width, 24" deep (front to back), and 36" high. Include an explanation of such things as: how to use the exhibit, how made, where found, identify parts, etc., if appropriate to exhibit. Example: A birdhouse exhibit could include plans for making it, where it would be used, for what birds, an actual picture of where it will be used, etc.
3. Judging criteria are outlined on 4-H Educational Display Evaluation Sheet (214-001), available at the County Extension Offices and on the state 4-H website.

451 200 011 Outdoor Science, Junior First Year
451 200 021 Outdoor Science, Junior Second and Third Year
451 200 012 Outdoor-Science, Intermediate First Year
451 200 022 Outdoor Science, Intermediate Second and Third Year
451 200 013 Outdoor-Science, Senior First Year
451 200 023 Outdoor Science, Senior Other
451 200 034 Outdoor Science, Club

STEM DEPARTMENT

4-H AEROSPACE

1. Each exhibit piece must be labeled with the member's name, county, and exhibit class number. If more than one article is contained in the exhibit, each article must be labeled with the member's name, county, and exhibit class number. This may be done with masking tape, attaching an index card, or writing directly on the back with a marker. All the articles that comprise the exhibit must be attached to each other, except for the Rocketry

Engineering Journal. The journal must be included with the display but does not have to be attached to it.

- Each exhibit must include a completed 4-H Aerospace-Rocketry Project Description (861-25) attached securely to the project. Exhibitors should answer the description page carefully and in full sentences - this is part of the evaluation. The information in your journal will be used to fill out the project description sheet. Download it early in the process to understand what must be included.

3. Display Guidelines:

- Rockets included in a static display must be shown without engines or igniters.
- All parts of the rocket and their function must be identified.
- Rocket components that must be included and labeled are body tube, nose cone, engine hook, fins, recovery system (parachute), launch lug, engine mount, and shock cord.
- On the display, list any items required to launch the rocket and their function, such as the launch system, igniters, and recovery wadding.
- List the appropriate engine size(s) for your rocket and your level of experience.

- Rocketry Exhibits are evaluated using the 4-H Aerospace-Rocketry Project Evaluation Sheet (861-26). Rocketry exhibits will be judged on the neatness of labels, workmanship, and completeness of your Rocketry Engineering Journal. Your journal must include additional elements as you advance through the stages, but all journals include:

- The date of each meeting, names of the people present and a record of what was done.
- Photos or illustrations of work in progress.

- Educational Displays are evaluated using the 4-H Education Display Evaluation Sheet (214-001).

Educational display sizes:

- Individual exhibits: up to 30" wide x 24" deep (front to back x 36" high)
- Club exhibits: up to 60" wide x 24" deep x 36" high

STAGE 2, LIFT-OFF (STAGE 1 IS FOR GRADES 1-3)

851 100 010 Rocketry: An exhibit of two parts: (1) a rocket made by the member from the Aerospace Adventures State 2 project kit, and (2) a Rocketry Engineering Journal. Rockets displayed in this class may only be made from the Estes Gnome™, Wizard™, or Mosquito™ rocket kits. **A Rocketry Engineering Journal is required.**

851 100 020 Educational Poster- Aerospace: An educational poster on any aerospace or aeronautics topic youth learned about in Aerospace Adventures, stage 2, except rockets. Display must demonstrate knowledge gained in one of these topics: space, kites, hot air balloons, weather, or aerospace careers.

STAGE 3, REACHING NEW HEIGHTS

851 101 010 Rocketry: An exhibit of two parts: (1) a rocket made by the member from the Aerospace Adventures Stage 3 project kits, and (2) a Rocketry

Engineering Journal. In Stage 3 the Rocketry Engineering Journal must include a rocket launch and flight report. Rockets displayed in this class may only be made from the Estes Monarch™, Alpha™, or Alpha III™ rocket kits. **A Rocketry Engineering Journal is required.**

851 101 020 Educational poster- Aerospace: An educational poster on any aerospace or aeronautics topic that youth learned about in Aerospace Adventures, stage 3, except rockets. The display should demonstrate knowledge gained in one of these topics: rocket stabilization methods, airplanes, helicopters, gliders, pilot training, kites, or aerospace careers.

STAGE 4, PILOT IN COMMAND

851 102 010 Rocketry: An exhibit of two parts: (1) a rocket made by the member from the Aerospace Adventures Stage 4 project kits, and (2) a Rocketry Engineering Journal. In Stage 4 the Rocketry Engineering Journal must include a rocket launch and flight report. Rockets displayed in this class may be made from the Estes Viking™ rocket kit, or other skill level 1 rocket kit where the member designs, constructs, and tests the fin configuration.

851 102 020 Education poster- Aerospace: An educational poster on any aerospace or aeronautics topic that youth learned about in Aerospace Adventures, stage 4, except rockets. The display should demonstrate knowledge gained in one of these topics: construction and use of altitude tracker, pilot training requirements, aerospace science and technology, astronaut training, box kites, helicopters, or aerospace careers.

4-H COMPUTER SCIENCE

- Each exhibit piece must be labeled with the member's name, county, and exhibit class number. If more than one article is contained in the exhibit each article must be labeled with the member's name, county, and exhibit class number. This may be done with masking tape, attaching an index card, or writing directly on the back with a marker. All the articles that comprise the exhibit must be attached to each other.
- Each exhibit must include a completed 4-H Project Description Sheet attached securely to the project. Exhibitors must answer the description page carefully and in full sentences – this is part of the evaluation. See below for all description sheets and evaluation guides.
- In some cases, the exhibit may be a poster or a three-dimensional display. Individual exhibits are limited in size to 30" wide, 24" deep (front to back), and 36" high. Club exhibits are limited in size to 60" wide, 24" deep, and 36" high. Posters must not exceed 22"x 28".
- A print version of the program must be submitted unless otherwise noted in the class description below. Youth are responsible for submitting clear directions on how judges can access the files, read code, and start programs. You may include a disk, CD, or thumb/travel drive as part of your exhibit. All files must be compatible with use on a PC. Submit only one exhibit per disk, CD or thumb/travel drive.

5. Value is placed on projects that can model the learning process or show how the exhibitor's skills have increased while completing the project.
6. **Members must identify a problem to solve or create a work application involving technology. Possible ideas might include applying existing software programs to a 4-H project area, composing music, developing a game, drawing landscape scenes, designing buildings, publishing club newsletters, creating a website, editing a video, working with photographs, etc.**
7. Online projects using Google applications or other Web 2.0 software are acceptable. Youth must make sure clear directions are given in the project explanation so the judges can find and access the project online. Website exhibits must be viewable online or on a disk, CD, or thumb/travel drive.
8. Exhibits entered in the "Programming" class must be a program written, translated, or substantially (at least 30%) altered by the 4-H member. In the programming projects please submit a hard copy or thumb/travel drive for programs with excessive pages, such as GameMaker software and working files, so the judge can see the code. Submit a URL that points to the development software so it can be downloaded. If youth are submitting more than one exhibit or class using a disk, CD, or thumb/travel drive, each exhibit must be on a separate drive in a self-closing bag.

4-H Description Sheets & Evaluation Guides:

- [Computer Hardware Project Description \(861-09\)](#)
- [Computer Hardware Project Evaluation Sheet \(861-10\)](#)
- [Computer Programming Project Description \(861-11\)](#)
- [Computer Programming Project Evaluation Sheet \(861-01\)](#)
- [Computer Software Application Project Description \(861-13\)](#)
- [Computer Software Application Evaluation Sheet \(861-14\)](#)

Note: Fill in blank in class number (___) with one of the following numbers for level.

- 11 Junior**, First year in this project area
- 21 Other Junior**
- 12 Intermediate**, First year in this project area
- 22 Other Intermediate**
- 13 Senior**, First year in this project area
- 23 Other Senior**
- 34 Club Exhibit**

861 100 1 ___ Computer Software Application, Word Processing: Projects created by member that show learning in word processing. Project must be an original creation by the member that shows their word processing skills.

861 101 1 ___ Computer Software Application, Excel/Spreadsheet: Projects created by member that show learning in spreadsheet design and usage. The exhibit must be a spreadsheet or chart within an Excel document, not a chart imported into a word processing program. Project must be an original creation by the member that shows their spreadsheet skills. Intermediate and Senior members are expected to have some formula usage in their project.

861 102 1 ___ Computer Software Application, Presentation Software: Projects must be created by youth to show learning in presentation design skills. Software can be any current presentation software, including online versions like Google applications or voicethread.com. Project must be created by the member to show their presentation design skills. Youth can also submit video clips of how the presentation was used. (For example: A video clip of the youth using the presentation in a group activity.)

861 103 1 ___ Computer Software Application, Graphic Design/Digital Imaging: Projects created by youth that show learning in graphic design or digital imaging. Software can be any current presentation software, including online versions. Project should be created by the member to show their graphic design or digital imaging skills.

861 104 1 ___ Computer Software Application, Database Management: Projects created by youth that show learning in database management. Project must be an original creation by the member that shows their spreadsheet skills. Intermediate and Senior members are expected to have applied their projects to real world scenarios. Members are responsible for submitting clear directions on how judges can access the files.

861 105 1 ___ Computer Software Application, Multimedia Projects: Projects created by members that show learning in Multimedia Projects. Software can be any current software, including online versions. Typically, exhibitors using online software or platforms provide a QR Code or link for judges to access. Project must be created by the member to show their multimedia skills. In general, multimedia includes a combination of text, audio, still images, animation, video, or animation. Multimedia combines multiple content forms. Members are responsible for submitting clear directions on how judges can access the files.

861 100 2 ___ Computer Programming: Projects created by members that show learning in programming. Project must be created by the member to show their programming skills. Hard copy or travel/thumb drive (for programs with excessive pages, such as GameMaker software) of the program must be submitted. It is up to the member to ensure the program will function or display at Fair. Members are responsible for submitting clear directions on how judges can access the files. Submit information that allows a judge to look at the programming code to evaluate your work on the Computer Programming Project Description Form. If only an executable (compiled) product is submitted the project cannot be judged in the computer programming class.

861 100 3 ___ Computer Hardware Design: Projects created by member that shows learning in hardware. Project must be an original creation by the member. It is up to the member to ensure the hardware and project will function or display at Fair. Intermediate and Senior members are expected to have applied their projects to real world scenarios. Members are responsible for submitting clear directions on how judges can access the files.

861 100 4 ___ Computer 3D Printer Application: Projects created by member that shows learning in 3D design and printing on a 3D printer. Project must be an original creation by the participant that shows their

skills. Each exhibit must include the item created with the 3D printer and a series of screenshots from the design software that show the (1) early stages, (2) middle stages, and (3) final stages of the design process.

4-H ELECTRICITY

1. Each exhibit piece must be labeled with the member's name, county, and exhibit class number. If more than one article is contained in the exhibit, each article must be labeled with the member's name, county, and exhibit class number and number items 1 of 2, 2 of 2, etc. This may be done with masking tape, by attaching an index card, or writing directly on the back with a marker. All the articles that comprise the exhibit must be attached to each other or contained in a zip-closure bag. To qualify for judging, an [Energy Explanation Card \(862-02\)](#) must be attached to the exhibit. Forms are available from the County Extension Offices, the Umatilla County 4-H website, and the State 4-H website.
2. In addition, intermediates and seniors must include a schematic or circuit diagram of the electricity project. Refer to the 4-H Electric Series Level 2 book [Investigating Electricity](#) and the interactive e-learning modules for Activities 5 and 6 and Activities 7-9. The Level 4 book [Entering Electronics](#) will also be a useful reference for this requirement.
3. The exhibit may be a poster or a three-dimensional display. Individual exhibits are limited in size to 30" wide, 24" deep (front to back), and 36" high. Club exhibits are limited in size to 60" wide, 24" deep and 36" high.
4. A completed [4-H Educational Display Explanation Card \(000-01\)](#) must be attached to all educational poster exhibits. Judging criteria are outlined on [4-H Educational Display Evaluation Sheet \(214-001\)](#). Both these documents are available at the County Extension Offices, the Umatilla County 4-H website, and the state 4-H website.

Note: Fill in blank in class number (___) with one of the following numbers for level.

- 11 Junior**, First year in this project area
- 21 Other Junior**
- 12 Intermediate**, First year in this project area
- 22 Other Intermediate**
- 13 Senior**, First year in this project area
- 23 Other Senior**
- 34 Club Exhibit**

862 100 1 ___ Electricity, Level 1: An exhibit on any electricity topic youth learned about in [Electric Excitement Level 1 Magic of Electricity](#) addressing any of these themes: workings of an incandescent light bulb, workings of a switch, conductors, insulators, open/closed circuits, series or parallel circuit design, magnesium, workings of a compass, use of a galvanometer, workings of a motor.

862 100 2 ___ Electricity, Level 2: An exhibit on any electricity topic youth learned about in [Electric Excitement Level 2 Investigating Electricity](#) addressing any of these themes: direct and alternating current, workings of a Volt-Ohm meter, Ohm's Law, conductors, insulators, wiring diagrams, measuring voltage,

circuits, momentary switches, three-way switches, soldering, "build a burglar alarm."

862 100 3 ___ Electricity, Level 3: An exhibit on any electricity topic youth learned about in [Electric Excitement Level 3 Wired for Power](#) addressing any of these themes: electrical tools, electrical meter, identify wire and cable symbols, light bulbs, appliance nameplate information, electricity usage, receptacles, circuits, grounded and non-grounded outlets, an explanation of wall switch replacement.

862 100 4 ___ Electricity, Level 4: An exhibit on any electricity topic youth learned about in [Electric Excitement Level 4 Entering Electronics](#) addressing any of these themes: identification of electronic parts, soldering and preparing a circuit assembly, demonstrate how a diode controls current flow, develop a circuit that shows the action of a transistor to regulate current flow, understand polarity and voltage limits of LEDs, use of a light sensitive semiconductor, assemble a circuit that gives a meter reading in response to light, show how a Silicon Controlled Rectifier (SCR) triggers an alarm, use an integrated circuit in an amplifier circuit.

862 101 1 ___ Education Poster - Electricity, Level 1: An educational poster on any electricity topic youth learned about in [Electric Excitement Level 1 Magic of Electricity](#) addressing any of these themes: workings of an incandescent light bulb, workings of a switch, conductors, insulators, open/closed circuits, series or parallel circuit design, magnesium, workings of a compass, use of a galvanometer, workings of a motor.

862 101 2 ___ Education Poster - Electricity, Level 2: An educational poster on any electricity topic youth learned about in [Electric Excitement Level 2 Investigating Electricity](#) addressing any of these themes: direct and alternating current, workings of a Volt-Ohm meter, Ohm's Law, conductors, insulators, wiring diagrams, measuring voltage, circuits, momentary switches, three-way switches, soldering, "build a burglar alarm."

862 101 3 ___ Education Poster - Electricity, Level 3: An educational poster on any electricity topic youth learned about in [Electric Excitement Level 3 Wired for Power](#) addressing any of these themes: electrical tools, electrical meter, identify wire and cable symbols, light bulbs, appliance nameplate information, electricity usage, receptacles, circuits, grounded and non-grounded outlets, an explanation of wall switch replacement.

862 101 4 ___ Education Poster - Electricity, Level 4: An educational poster on any electricity topic youth learned about in [Electric Excitement Level 4 Entering Electronics](#) addressing any of these themes: identification of electronic parts, soldering and preparing a circuit assembly, demonstrate how a diode controls current flow, develop a circuit that shows the action of a transistor to regulate current flow, understand polarity and voltage limits of LEDs, use of a light sensitive semiconductor, assemble a circuit that gives a meter reading in response to light, show how a Silicon Controlled Rectifier (SCR) triggers an alarm, use an integrated circuit in an amplifier circuit.

OTHER ELECTRICITY EXHIBIT

1. Each exhibit piece must be labeled with the member's name, county, and exhibit class number.
2. An exhibit relating to electricity addressing a different theme or using a different combination of components from those addressed in 4-H Electricity Levels 1-4. The exhibit may NOT be a poster or a robot (see the exhibit classes for Junk Drawer Robotics). It may be made from a kit, from a pattern or plan not included in 4-H Electricity Levels 1-4, or an item designed by the member.
3. To qualify for judging, an Electric Energy Explanation Sheet (862-02) must be attached to the exhibit. Forms are available from the County Extension Offices, the Umatilla County 4-H website, and the State 4-H website.
4. In addition, intermediates and seniors must include a schematic or circuit diagram of the electricity project. Refer to the 4-H Electric Series Level 2 book Investigating Electricity and the interactive e-learning modules for Activities 5 and 6 and Activities 7-9. The Level 4 book Entering Electronics will also be a useful reference for this requirement.

Note: Fill in blank in class number (___) with one of the following numbers for level.

- 1 Junior
- 2 Intermediate
- 3 Senior
- 4 Club

862 200 00__ Other Electricity Exhibit

4-H ENGINEERING DESIGN

1. **Open to all 4-H members regardless of project enrollment.** The purpose of this type of exhibit is for members to communicate the processes and outcomes of solving an engineering problem. The display must include two parts: (1) an engineering notebook that details all seven of the Engineering Design Components listed below AND (2) an educational poster for display. A 4-H Educational Display Exhibit Card (000-01) must be attached to the poster. Judging criteria are outlined on the 4-H Engineering Display Evaluation Sheet (840-100).
2. Exhibits that include pictures, models, diagrams, and actual articles must meet the safety standards listed below. Drawings or photos that are an essential part of the display should be firmly attached to the board. Drawings or photos are required for the build, test, and redesign report sections of the display. Loose materials like soil, bark, or sand must be displayed in closed containers. **The following materials will not be allowed on the display for safety reasons:**
 - Living organisms- plants or animals
 - Any liquids
 - Aerosol bottles or other pressurized gases
 - Glass
 - Hazardous substances
 - Sharp items
3. Club exhibits are to be entered under the club's name and must include the names of all members and club volunteers. This may be on a separate paper securely attached to the back of the exhibit. A club exhibit will

receive one ribbon per exhibit.

4. Each piece of an exhibit must have the member's name, county, and class number securely attached to it. All parts of the display should be attached to one another in some way to keep the exhibit together as a unit. Single posters may be displayed by hanging or stapling to the wall. All other displays should be free-standing.
6. The engineering notebook will be judged on readability, the inclusion of all seven of the required engineering design components and the Engineering Display Component Check-Off Sheet which must be included as the first page of the notebook. The poster must communicate the member's work on engineering design components #4 through #7. The poster text must be illustrated with drawings and/or photos.
7. The poster will be judged on the inclusion of the required Engineering Design Components 4-7 and on readability, design, and workmanship.
8. **Engineering Design Components** are as follows:
 - A **problem statement** or need and justification. What is the problem or need? Why is it important to solve?
 - **Background research:** Who are the users or customers? Are there existing solutions to similar problems? What design mistakes have been made in the past? Intermediates and Senior members must include a bibliography or list of citations for their research.
 - A list of your **proposed solutions** to the design problem based on your research. A minimum of two proposed solutions is required. Explain why you chose a design to test.
 - A plan or **design brief:** Plan and outline the process of building your prototype. The design brief defines materials needed, a sketch of the prototype, and a description of how the prototype will function.
 - **A build report:** List your building steps. List any new problems you encounter. Include drawings or photographs of your process.
 - **A test and redesign report:** List your testing and redesign steps. The engineering design process may involve many test versions to get to a final prototype. Include drawings or photographs of your process.
 - An explanation of how your final prototype **solves the original problem** or need. If you were unable to solve the problem or need, explain what else you think needs to be done to reach a solution.

841 100 001 Junior Engineering Design Display
841 100 002 Intermediate Engineering Design Display
841 100 003 Senior Engineering Design Display
841 100 004 Club Engineering Design Display

4-H ROBOTICS

1. Each exhibit piece must be labeled with the member's name, county, and exhibit class number. If more than one article is contained in the exhibit, each article must be labeled with the member's name, county, and class number. This may be done with masking tape, attaching

an index card, or writing directly on the back with a marker. All the articles that comprise the exhibit must be attached to each other.

2. Each exhibit must include a complete 4-H Robotics Project Description (861-23) securely attached to the back. Exhibitors must answer the description page carefully and in full sentences. This is the exhibitor's opportunity to tell the judge about their project. Robotics projects will be judged using the Robotics Project Evaluation Sheet (861-12).
3. Education Posters may be a poster or a three-dimensional display. Individual exhibits are limited in size to 30" wide, 24" deep (front to back), and 36" high. Club exhibits are limited in size to 60" wide, 24" deep and 36" high. Posters must not exceed 22"x 28". Judging criteria are outlined on the 4-H Education Display Evaluation Sheet (214-001) available from the county Extension Office or the state 4-H website. A 4-H Educational Display Exhibit Explanation Card (000-01) must be attached to each exhibit.

Note: Fill in blank in class number (___) with one of the following numbers for level.

- 11 Junior**, First year in this project area
- 21 Other Junior**
- 12 Intermediate**, First year in this project area
- 22 Other Intermediate**
- 13 Senior**, First year in this project area
- 23 Other Senior**
- 34 Club Exhibit**

863 102 1 ___ Education poster- Junk Drawer Robotics Level 1: An educational poster on any robotics topic youth learned about in Junk Drawer Robotics, Level 1, Give Robots a Hand, addressing the theme robotic arms, hands, and grippers.

863 102 2 ___ Education poster- Junk Drawer Robotics Level 2: An educational poster on any robotics topic youth learned about in Junk Drawer Robotics, Level 2, Robots on the Move, addressing the theme moving, power transfer and locomotion.

863 102 3 ___ Education poster- Junk Drawer Robotics Level 3: An educational poster on any robotics topic youth learned about in Junk Drawer Robotics, Level 3, Mechatronics, addressing the theme the connection between mechanical and electronic elements.

863 103 1 ___ Robotics: An exhibit of two parts: (1) a robot made by the member, and (2) a Robotics Engineering Journal. Projects should be a robot created by youth. For the purposes of this project exhibit, a robot is defined as a machine that is electrical and mechanical and is **guided by a computer program**. They can be created from kits or from miscellaneous parts. All robots will be returned after fair. More weight is given for youth designed projects. Robots will be judged on structural stability, creativity, and functionality. Youth are responsible for submitting clear directions on how judges can access the files and make the robot function. Robot and a full description of what it is meant to accomplish must be submitted. A Robotics Engineering Journal is required. Include the date of each meeting, names of the persons present and a record of what was done. Include photos, illustrations and examples of software code developed or changed. The journal information

will be used by the member to fill out the Robotics Project Description sheet for fair. It is important that the member downloads the Robotics Project Description sheet to know what is required in the Journal. Be sure the Journal includes the problem/task you choose to solve or what you hoped to accomplish. What were the goals of this project? What is the robot programmed to do? List the steps you used to solve the problem or accomplish your task. What materials (software, books, online resources, kits) did you use? Explain your results and provide a thoughtful evaluation of the project. If you were to do it again, how/what would you do differently or how would you improve your project? Who was involved in this project? How did you come up with the idea for this project? What was the most difficult aspect of this project? See additional exhibit requirements above for Robotics classes.

863 104 1 ___ Junk Drawer Robotics Level 1: An exhibit on any robotics topic youth learned about in Junk Drawer Robotics, Level 1, Give Robots a Hand, addressing the theme robotic arms, hands and grippers or trebuchet-type catapult design. An exhibit of two parts: (1) an exhibit made by the member and (2) a photocopy of the corresponding design and build pages from the Junk Drawer Robotics Youth Robotics Notebook.

863 104 2 ___ Junk Drawer Robotics Level 2: An exhibit on any robotics topic youth learned about in Junk Drawer Robotics, Level 2, Robots on the Move, addressing the theme moving, power transfer and locomotion. Design, build project options are the Clipmobile, Can-Can Robot, Es-Car-Go or Sea Hunt. An exhibit of two parts: (1) an exhibit made by the member and (2) a photocopy of the corresponding design and build pages from the Junk Drawer Robotics Youth Robotics Notebook.

863 104 3 ___ Junk Drawer Robotics Level 3: An exhibit on any robotics topic youth learned about in Junk Drawer Robotics, Level 3, Mechatronics, addressing the theme the connection between mechanical and electronic elements. Design, build project options are Forward and Reverse, Wall Follower Design, Breadboard, Say What? or "Build Your Robot." An exhibit of two parts: (1) an exhibit made by the member and (2) a photocopy of the corresponding design and build pages from the Junk Drawer Robotics Youth Robotics Notebook.

4-H SCIENCE

1. **Classes are open to all 4-H members.**
2. The exhibit may be a poster or a three-dimensional display. Individual three-dimensional exhibits are limited in size to 48" wide (measured when lying flat), 24" deep (front to back), and 36" high. Club exhibits are limited in size to 60" wide, 24" deep and 36" high. Posters are limited in size to 30" by 24".
3. Exhibits may include pictures, models, diagrams, and actual articles if they meet the safety standards listed below. Drawings or photos that are an essential part of the display should be firmly attached to the board. Loose materials like soil, bark, or sand must be displayed in closed containers. **No books or notebooks will be accepted as part of the display.**

The following materials will not be allowed on the display for safety reasons:

- Living organisms- plants or animals
- Any liquids
- Aerosol bottles or other pressurized gases
- Glass
- Hazardous substances
- Sharp items

4. Display (all parts) should be able to last the duration of the fair in good repair. A 4-H Educational Display Exhibit Card (000-01) must be attached to each exhibit. Judging criteria are outlined on the 4-H Science Investigation Display Evaluation Sheet (840-100). Both are available from the county Extension Office or the state 4-H website.
5. Club exhibits are to be entered under the club's name but must include the names of all members and leaders. This may be on a separate paper securely attached to the back of the exhibit. Club exhibit will receive one ribbon per exhibit.
6. Each piece of an exhibit must have name, county, and exhibit class numbers securely attached to it. All parts of the display should be attached to one another in some way to keep the exhibit together as a unit. Single posters may be displayed by hanging or stapling to the wall. All other displays should be free standing. All information contained in the exhibit must be able to be viewed by the public by looking at the display.

840 100 001 Junior Science Investigation Display
840 100 002 Intermediate Science Investigation Display
840 100 003 Senior Science Investigation Display
840 100 004 Club Science Investigation Display

Description: The purpose of this type of exhibit is for members to communicate the processes and outcomes of a scientific investigation they design and conduct themselves.

The display must include:

- **Hypothesis:** a question or theory you want to test.
- **Procedure:** a step-by-step investigative procedure (What was done?)
- **Methods:** data collection or observation (How was it collected/observed)
- **Report:** Data collected or observations made
- **Analysis:** Analysis the data collected or observations made (How do you interpret the data and evidence?)
- **Conclusion:** Address the original question or hypothesis. (Does the evidence support or refute your claim?)
- Intermediates and Seniors must include data visualization like a data chart and a graph or other visualization of the data.

LIVESTOCK DEPARTMENT

4-H LIVESTOCK EXHIBITOR DRESS CODE

While showing, exhibitors should wear long pants and a short or long-sleeved button-up shirt, tucked in (small animal exhibitors must wear long-sleeved shirts). Sturdy shoes should be worn; no sandals, open-toed shoes, or flip-flops. Boots or firm-toed shoes are mandatory for showing beef and dairy cattle and are recommended for goats, sheep, and swine for safety reasons. If an exhibitor does not meet the minimum dress requirements, that exhibitor may not enter the show ring. While not competing remember that you are still representing 4-H at the fair and should be dressed appropriately: shorts should cover the bottom; strapless shirts are discouraged; bare midriffs/waistlines both front and back are inappropriate; undergarments should not be visible (boys and girls); clothing with profanities and racist/sexist remarks will not be tolerated. See 4-H project books for other dress requirements for specific species.

ANIMAL WELFARE AND TREATMENT POLICY

Quality Assurance and Animal Welfare

- **Drug Abuse.** No illegal drug, off-label use of drugs (uses other than specifically allowed on the drug label), or other use of artificial means to alter the physical composition, appearance, or disposition of a project animal is permitted. Violators may face repercussions.
- **Physical Abuse.** No physical abuse of project animals is permitted in any public or private setting. Physical abuse includes, but is not limited to, surgical or other physical alteration of animal appearance or practices resulting in bruising or injury from the showman. It also includes practices resulting in inordinate levels of shrink, fill, or animal stress other than routine management following acceptable industry animal husbandry practices, such as including appropriate amounts and methods of exercise and training. Violators may face repercussions.

HERDSMANSHIP

4-H herdsmanship is designed for 4-H members to learn skills in making a presentable exhibit for the public, as well as learn skills in teamwork, courtesy, cooperation, neatness, and proper care of animals. All members will be responsible for caring for, along with other club members, their club's area in each barn. This is a mandatory contest that all clubs will be scored in daily, regardless of the number of pens. Contests may be divided into small (4 and under pen/head count) and large (5 and over pen/head count) at the discretion of the superintendent and 4-H Staff. Please refer to the 4-H Faculty/Staff regarding scoring and contest details. Please refer to the barn superintendents for details regarding tack areas and standards.

LIVESTOCK JUDGING AND AWARDS

All classes may be broken down differently depending on numbers, exhibitors, and breeds present, with the superintendent and 4-H Staff approval. The judge's decision is final. A champion and reserve champion will be selected only when the judge deems there are entries of champion quality. These champions and, in some cases, reserve champions, will return to select the grand champion and/or a Supreme Female.

4-H JUDGING CONTESTS

DAIRY CATTLE JUDGING

Contestants will judge up to four classes of dairy cows or heifers; one class of milk; one class of cheese and give one class of oral reasons. All classes are subject to availability. The dairy judging may include dairy goats.

- 741 900 001 Dairy Judging, Junior
- 741 900 002 Dairy Judging, Intermediate
- 741 900 003 Dairy Judging, Senior

MEAT ANIMAL JUDGING

Contestants will judge up to six classes of beef, goats, sheep, and swine, and give oral reasons on one class.

- 700 900 001 Meat Animal Judging, Junior
- 700 900 002 Meat Animal Judging, Intermediate
- 700 900 003 Meat Animal Judging, Senior

SMALL ANIMAL JUDGING

Contestants will judge a combination of classes of birds and rabbits, dependent on the availability of livestock.

- 731 900 001 Small Animal Judging, Junior
- 731 900 002 Small Animal Judging, Intermediate
- 731 900 003 Small Animal Judging, Senior

4-H BEEF

Superintendent: Clint Sexson

1. All animals of each class must be owned by the exhibitor or have a written lease agreement in place by the possession dates listed.
2. All sale steers must be dehorned and no scurs over two (2) inches.
3. No more than **two** animals per class, per exhibitor (except market steers, limit **one** per exhibitor).
4. Neck ropes are required for all beef animals.
5. Artificial coloring or any artificial means of removing or correcting physical defects of conformation in exhibition animals, such as lifting or fitting under skin, is prohibited and will be considered as fraud or deception (see 4-H/FFA rules).
6. Nose rings and cable halters (including coated cable) are NOT allowed.
7. **An unmanageable animal may be requested to leave the show. Exhibitors of questionable beef animals will be required to lead their animals a prescribed distance. Any control decisions will be made by the division superintendent, a Fair board member, and the 4-H Faculty/Staff. Any excused animal is disqualified from the show and sale.**

8. All classes may be broken down differently depending on numbers, exhibitors, and breeds present, with superintendent and 4-H Staff approval.

BREED CLASSES

Note: Fill in blank in class number (___) with one of the following numbers for animal description.

- 1 Junior Calf (bull or steer), Jan. 1 to June 30, 2025
- 2 Junior Calf (heifers), Jan. 1 to June 30, 2025
- 3 Senior Heifer Calf, Sept. 1 to Dec. 31, 2024
- 4 Summer Yearling Heifer, May 1 to Aug. 31, 2024
- 5 Junior Yearling Heifer, Jan. 1 to April 30, 2024
- 6 Senior Yearling Heifer, Sept. 1 to Dec. 31, 2023
- 7 Junior Cow, July 1, 2020, to Aug. 31, 2023
- 8 Senior Cow, born before July 1, 2022 (must have calved within the preceding 12 months)

- 721 101 0__0 Angus, Red (01)
- 721 102 0__0 Angus, Black (02)
- 721 103 0__0 Charolais (03)
- 721 104 0__0 Hereford (04)
- 721 105 0__0 Limousin (05)
- 721 106 0__0 Pinzgauer (06)
- 721 107 0__0 Shorthorn (07)
- 721 108 0__0 Simmental (08)
- 721 109 0__0 Crossbred (09)
- 721 110 0__0 Other Breeds (10) (specify)

SPECIAL CLASSES

(Animals must have been shown in the above classes)

Note: Fill in blank (___) with the number from above in parentheses following the breed (01-10).

- 721 1__ __ 210 Producing Cow with 4-H Production Records, born before Sept. 1, 2023. Cow to be shown with completed records.
- 721 1__ __ 220 Beef Dam and Produce, cow and one offspring owned by the same 4-H member.
- 721 1__ __ 230 Member's Beef Herd, three breeding animals owned by the same 4-H member.

BEEF SHOWMANSHIP

- 721 500 000 Beef Showmanship, Novice (1st year in livestock 4-H Juniors only)
- 721 500 001 Beef Showmanship, Junior
- 721 500 002 Beef Showmanship, Intermediate
- 721 500 003 Beef Showmanship, Senior

MARKET STEER

1. One market beef per exhibitor.
2. All breeds and crossbreeds will compete together.
3. 4-H and FFA market beef will compete together by weight classification.
4. All rules of the Umatilla County Youth Livestock Auction will apply. Market steers must be tagged on March 8 or 9, 2025, at pre-determined locations.
5. All sale animals are eligible to compete for the Steer of Merit Award Program if the steer was weighed on the possession date of March 8 or 9, 2025, and the

member completes the application/interview process at the fair.

6. 4-H members wanting to participate should pre-enter using the information below.
7. No Dairy Beef will be allowed to be sold in the UCF Livestock Auction.

721 300 000 Market Steer: minimum weight 1150 lbs

STEER OF MERIT CONTEST

Participants will be required to complete the Steer of Merit written application as well as participate in an in-person project interview during the fair.

721 900 001 Steer of Merit, Junior

721 900 002 Steer of Merit, Intermediate

721 900 003 Steer of Merit, Senior

4-H DAIRY CATTLE Superintendent: Staci Loiland

1. All animals of each class must be owned by the exhibitor or have a written lease agreement in place by the possession dates listed.
2. No more than **two** animals per class, per exhibitor.
3. Neck ropes are required for all dairy cattle.
4. Dairy breeds must have at least two animals in a class to be judged as a breed, or the superintendent may place them in other breeds.
5. Artificial coloring or any artificial means of removing or correcting physical defects of conformation in exhibition animals, such as lifting or fitting under skin, is prohibited and will be considered as fraud or deception (see 4-H/FFA rules).
6. Animals over one year of age must be dehorned.
7. Junior yearling and younger heifers that have freshened are barred from showing at the fair; any female older than senior yearling that has not freshened shall not be shown.
8. Classes 8 and 9 must have freshened in the last 12 months, and cows over the age of 32 months must have produced a calf carried to maturity.
9. Animals shown in classes 6 through 9 will have been shown in their respective single lots.

BREED CLASSES

Note: Fill in blank in class number (___) with one of the following numbers for animal description.

- 1 Junior Heifer Calf**, born March 1 to May 30, 2025
- 2 Intermediate Heifer Calf**, born Dec 1, 2024, to Feb 28, 2025
- 3 Senior Heifer Calf**, born Sept. 1 to Nov. 30, 2024
- 4 Junior Yearling Heifer**, born March 1 to Aug. 31, 2024
- 5 Senior Yearling Heifer**, born Sept. 1, 2023, to Feb. 28, 2024
- 6 Junior Two-Year-Old Cow and Senior Yearling in milk**, born March 1 to Aug. 31, 2023
- 7 Senior Two-Year-Old Cow**, born Sept. 1, 2022, to Feb. 28, 2023
- 8 Three and Four-Year-Old Cow**, born Sept. 1, 2020 to Aug. 31, 2022

9 Five-Year-Old Cow and Over, born before Sept. 1, 2020

- 741 101 0__ 0 Ayrshire (1)**
- 741 102 0__ 0 Brown Swiss (2)**
- 741 103 0__ 0 Guernsey (3)**
- 741 104 0__ 0 Holstein (4)**
- 741 105 0__ 0 Jersey (5)**
- 741 106 0__ 0 Milking Shorthorn (6)**
- 741 107 0__ 0 Crossbred (7)**
- 741 108 0__ 0 Other Pure Breeds (8)**

SPECIAL CLASSES

(Animals must have been shown in the above classes.)

Note: Fill in the blank (___) with the number from above in parentheses following the breed's name (1-8)

- 741 10__ 210 Producing Cow with 4-H Production Records**, born before Sept. 1, 2023. Cow to be shown with completed records.
- 741 10__ 220 Dairy Cattle Dam and Daughter**, cow and one daughter owned by the same 4-H member.
- 741 10__ 230 Member's Dairy Cattle Herd**, three dairy animals owned by the same 4-H member.

DAIRY SHOWMANSHIP

- 741 500 000 Dairy Cattle Showmanship, Novice** (1st year in livestock 4-H Juniors only)
- 741 500 001 Dairy Cattle Showmanship, Junior**
- 741 500 002 Dairy Cattle Showmanship, Intermediate**
- 741 500 003 Dairy Cattle Showmanship, Senior**

4-H GOAT

Superintendent: Dusty Shelden

1. All animals of each class must be owned by the exhibitor or have a written lease agreement in place by the possession dates listed.
2. Only bucks kidded after July 1 and nursing a doe will be allowed at the County Fair. **Otherwise, no bucks are allowed.**
3. No more than **two** animals per class, per exhibitor (except market goats, limit one per exhibitor).
4. Horns are allowed ONLY if the breed standard. ANY sign of behavior or safety issues could result in required capping or even disqualification. All dairy goats must be dehorned; healed scurs under 1 inch are allowed.
5. All breed class goats exhibited must have proper Scrapie Eradication Identification. Official USDA tag, breed tattoo, USDA tattoo, etc., are examples of official identification. Contact the Extension office for details.
6. Goats are to be shown with their front feet on the ground.
7. Artificial coloring or any artificial means of removing or correcting physical defects of conformation in exhibition animals, such as lifting or fitting under skin, is prohibited and will be considered as fraud or deception (see 4-H/FFA rules).
8. Drenching is NOT allowed except as prescribed by a veterinarian or with prior approval from 4-H Staff/Superintendent.

9. All classes may be broken down differently depending on numbers, exhibitors, and breeds present with superintendent and 4-H staff approval.

DAIRY GOAT

(to be shown with a full udder)

BREED CLASSES

Note: Fill in blank in class number (___) with one of the following numbers for animal description.

- 1 Junior Doe Kid, April 1 to June 30, 2025
- 2 Intermediate Doe Kid, March 1 to March 31, 2025
- 3 Senior Doe Kid, Jan. 1 to Feb. 28, 2025
- 4 Dry Yearling Doe, born in 2024
- 5 Milking Yearling Doe, born in 2024
- 6 Mature Two-Year-Old Doe, born in 2023
- 7 Mature Doe, three years and under five years, born in 2021 or 2022
- 8 Mature Doe, five years and under seven years, born in 2019 or 2020
- 9 Aged Doe, seven years and older, born in 2018 or earlier

- 791 101 0__0 Alpine (01)
- 791 102 0__0 La Mancha (02)
- 791 103 0__0 Nigerian Dwarf (03)
- 791 104 0__0 Nubian (04)
- 791 105 0__0 Oberhasli (05)
- 791 106 0__0 Saanen (06)
- 791 107 0__0 Sable (07)
- 791 108 0__0 Toggenburg (08)
- 791 109 0__0 Other pure breeds (09)
- 791 110 0__0 Crossbreeds (10)
- 791 111 0__0 Guernsey (11)

SPECIAL CLASSES

(Animals must have been shown in the above classes.)

Note: Fill in blank (___) with the number from above in parentheses following the above breed names (1-10).

- 791 1__ __ 210 Dairy Goat Mature Doe with 4-H Production Records, born before Jan. 1, 2023. Doe to be shown with completed records from last lactation.
- 791 1__ __ 220 Dairy Goat Dam and Daughter, doe and one offspring owned by the same 4-H member.
- 791 1__ __ 230 Member's Dairy Goat Herd, three female dairy goats owned by the same 4-H member.
- 791 1__ __ 240 Udder Class, must have been shown in another class, must be in milk, and milked the night prior.

DAIRY GOAT SHOWMANSHIP

- 791 500 000 Dairy Goat Showmanship, Novice (1st year in livestock 4-H Juniors only)
- 791 500 001 Dairy Goat Showmanship, Junior
- 791 500 002 Dairy Goat Showmanship, Intermediate
- 791 500 003 Dairy Goat Showmanship, Senior

FIBER GOAT

BREED CLASSES

Note: Fill in blank in class number (___) with one of the following numbers for animal description.

- 1 Junior Wethers under 12 months of age
- 2 Yearling Wethers, 12-24 months of age
- 3 Aged Wethers, Over 2 years of age
- 4 Junior Doe Kid, born after Feb 28, 2025
- 5 Junior Doe Kid, 6-12 months
- 6 Yearling Doe, 12-24 months
- 7 Aged Doe – Over 2 years of age

- 792 101 0__0 Angora (1)
- 792 102 0__0 Cashmere (2)
- 792 103 0__0 Pygora (3)
- 792 104 0__0 Other breeds (4)
- 792 105 0__0 Crossbred (6) County Only

SPECIAL CLASSES

(Animals must have been shown in the above classes.)

Note: Fill in blank (___) with the number from above in parentheses following the above breed names (1-6).

- 792 100 210 Fiber Goat Dam and Produce, doe and one daughter, owned by the same 4-H member.
- 792 100 220 Member's Fiber Goat Herd, three animals owned by the same exhibitor. Animals must have been shown in one of the above classes. May be three does or two does and a wether.
- 792 10__ 230 Fiber Goat Pair of Doe Kids, bred and owned by the exhibitor; under 1 year of age

FIBER GOAT SHOWMANSHIP

- 792 500 000 Fiber Goat Showmanship, Novice (1st year in livestock 4-H Juniors only)
- 792 500 001 Fiber Goat Showmanship, Junior
- 792 500 002 Fiber Goat Showmanship, Intermediate
- 792 500 003 Fiber Goat Showmanship, Senior

GOAT FIBER

- 792 201 000 Pygora Doe
- 792 202 000 Pygora Wether
- 792 203 000 Angora Doe
- 792 204 000 Angora Wether
- 792 205 000 Colored Angora Doe
- 792 206 000 Colored Angora Wether
- 792 207 000 Cashmere Doe
- 792 208 000 Cashmere Wether
- 792 209 000 Crossbreed Fiber Goat

MEAT GOAT

- 1. Age determined as of the day of the show.
- 2. Meat goats may be shown in a collar or halter; this includes a prong collar.

BREED CLASSES

Papers must be provided for registered animals – if not available, they will show in the commercial class.

Note: Fill in blank in class number (__) with one of the following numbers:

- 1 Junior Doe, 0-3 months old
- 2 Junior Doe, 3-6 months old
- 3 Junior Doe, 6-9 months old
- 4 Junior Doe, 9-12 months old
- 5 Yearling Doe, 12-16 months old
- 6 Yearling Doe, 16-20 months old
- 7 Yearling Doe, 20-24 months old
- 8 Senior Doe, 24-36 months old
- 9 Senior Doe, Older than 36 months

795 100 0__0 Meat Goat Commercial (Does)
795 200 0__0 Meat Goat Registered Percentages
795 300 0__0 Meat Goat Registered Full-bloods

SPECIAL CLASSES

(Animals must have been shown in the above classes.)

795 100 210 Meat Goat Mature doe with 4-H Production records. Doe to be shown with completed records from last kidding.
795 100 220 Meat Goat Dam and Daughter, doe and one offspring owned by the same 4-H member
795 100 230 Member's Meat Goat Herd, three female meat goats owned by the same 4-H member.

MEAT GOAT SHOWMANSHIP

795 500 000 Meat Goat Showmanship, Novice (1st year in livestock 4-H Juniors only)
795 500 001 Meat Goat Showmanship, Junior
795 500 002 Meat Goat Showmanship, Intermediate
795 500 003 Meat Goat Showmanship, Senior

MARKET GOAT

1. One market goat per exhibitor.
2. All breeds and crossbreeds will compete together.
3. 4-H and FFA market goats compete together by weight classification.
4. All rules of the Umatilla County Youth Livestock Auction will apply.
5. Market goats must be tagged on May 31 or June 1, 2025, at pre-determined locations.

795 300 000 Market Goat, wethers and does competing, 70-100 lbs.

PYGMY GOAT

1. Standard livestock pens will be provided for Pygmy Goats. It is recommended that exhibitors provide liners to reduce the opening size if bringing small kids.

BREED CLASSES

Note: Fill in blank in class number (__) with one of the following numbers for animal description.

- 1 Junior Doe Kid, March 2 to June 1, 2025
- 2 Junior Doe Kid, Dec. 2, 2024, to March 1, 2025
- 3 Junior Doe Kid, Sept. 2 to Dec. 1, 2024
- 4 Junior Doe, (not in milk) Sept. 2, 2023, to Sept. 1, 2024
- 5 Senior Doe, (in milk) Sept. 2, 2022, to Sept. 1, 2023 (does that have freshened at least once,

not necessarily in milk at show time)

6 Senior Two-Year-Old Doe, Sept. 2, 2022 to Sept. 1, 2023

7 Senior Three-Year-Old Doe, Sept. 2, 2021 to Sept. 1, 2022

8 Four and Five-Year-Old Doe, Sept. 2, 2019 to Sept. 1, 2021

9 Over Five Years Old Doe, prior to Sept. 2, 2020

793 100 0__0 Pygmy Goats (does)

793 100 110 Pygmy Doe in Milk-all ages above yearling competing

SPECIAL CLASSES

(Animals must have been shown in the above classes.)

793 100 210 Pygmy Goat Dam and Produce, doe and one daughter, owned by the same 4-H member.

793 100 220 Member's Pygmy Goat Herd, three female pygmy goats owned by the same 4-H member.

WETHER CLASSES

Note: Fill in blank in class number (__) with one of the following numbers for animal description.

1 Junior Wether up to 6 months, born by June 1, 2025

2 Junior Wether, 6 months to 1 year

3 Senior Yearling Wether

4 Senior 2 & 3-Year-Old Wether

5 Senior 4-Year-Old and Over Wether

793 700 2__0 Pygmy Goat Wethers

PYGMY GOAT SHOWMANSHIP

793 500 000 Pygmy Goat Showmanship, Novice (1st year in livestock 4-H Juniors only)

793 500 001 Pygmy Goat Showmanship, Junior

793 500 002 Pygmy Goat Showmanship, Intermediate

793 500 003 Pygmy Goat Showmanship, Senior

4-H SHEEP

Superintendent: Terrie Dennis

1. All animals of each class must be owned by the exhibitor or have a written lease agreement in place by the possession dates listed.
2. Sheep are to remain in assigned pens unless approved by the superintendent.
3. No more than **two** animals per class per exhibitor (except market lambs, limit one per exhibitor).
4. All animals must be groomed for exhibit.
5. All yearling sheep must have been closely shorn within the past year.
6. Lambs must not have cut their yearling teeth.
7. All breed class sheep exhibited must have proper Scrapie Eradication Identification. Official USDA tag, breed tattoo, USDA tattoo, etc., are examples of official identification. Contact the Extension office for details.
8. Sheep are to be shown with their front feet on the ground.

9. Artificial coloring or any artificial means of removing or correcting physical defects of conformation in exhibition animals, such as lifting or fitting under skin, is prohibited and will be considered as fraud or deception (see 4-H/FFA rules).
10. Drenching is NOT allowed except as prescribed by a veterinarian or with prior approval from 4-H Staff/Superintendent.

BREED CLASSES

Note: Fill in blank in class number (___) with one of the following numbers for animal description.

- 1 **Spring Ewe Lamb**, Jan. 1 to May 31, 2025
- 2 **Fall Ewe Lamb**, Sept. 1 to Dec. 31, 2024 (must have lamb's teeth)
- 3 **Yearling Ewe**, Sept. 1, 2023, to Aug. 31, 2024
- 4 **Producing Ewe**, born Jan. 1, 2021 to Aug. 31, 2023 (must have raised a lamb born after Sept. 1 of the previous calendar year)

- 771 101 0__0 **Cheviot, Border (01)**
 771 102 0__0 **Cheviot, North Country (02)**
 771 103 0__0 **Columbia (03)**
 771 104 0__0 **Corriedale (04)**
 771 105 0__0 **Dorset (05)**
 771 106 0__0 **Hampshire (06)**
 771 107 0__0 **Lincoln (07)**
 771 108 0__0 **Montadale (08)**
 771 109 0__0 **Oxford (09)**
 771 110 0__0 **Romney, White (10)**
 771 111 0__0 **Romney, Natural Colored (11)**
 771 112 0__0 **Shropshire (12)**
 771 113 0__0 **Southdown (13)**
 771 114 0__0 **Suffolk (14)**
 771 115 0__0 **Other Breeds (15)**
 771 116 0__0 **Crossbred Meat Breeds - White Face Crossbred (16)**
 771 117 0__0 **Crossbred Meat Breeds – Black Face Crossbred (17)**
 771 118 0__0 **Crossbred Wool Breeds (18)**

SPECIAL CLASSES

(Animals must have been shown in the above classes.)

Note: Fill in blank (___) with the number from above found in parentheses following the breed.

- 771 1__ 240 **Best Pair**, any two ewes shown in the breeding show

MARKET LAMB

1. One market lamb per exhibitor.
2. All breeds and crossbreeds compete together.
3. 4-H and FFA market lambs compete together by weight classification.
4. All rules of the Umatilla County Youth Livestock Auction will apply.
5. Market lambs must be tagged on May 31 or June 1, 2025, at pre-determined locations.
6. All market lambs must have been shorn by the date specified in the livestock auction rules.

771 300 000 **Market Lamb**, 110 lbs. minimum

SHEEP SHOWMANSHIP

- 771 500 000 **Sheep Showmanship, Novice** (1st year in livestock 4-H Juniors only)
 771 500 001 **Sheep Showmanship, Junior**
 771 500 002 **Sheep Showmanship, Intermediate**
 771 500 003 **Sheep Showmanship, Senior**

FIBER/WOOL

1. Each member is limited to **one** fleece in a class.
2. Fleeces must have been shorn in 2025 and be from animals owned by the 4-H member. Juniors, Intermediates, and seniors are eligible to submit fiber/wool exhibits.
3. Each fleece must have a 4-H Wool Show Tag indicating the breed and class number. Show tags are available at your county extension office.
4. Place fleeces in a clear plastic bag with exhibitor name and county written with felt marker on the lower half of the bag, or if there is a different industry standard, you may submit sample as you would in the specific industry. The 4-H Wool Show Tag should be inserted inside the bag/box and be clearly visible.
5. Judging criteria are outlined on 4-H Fleece Exhibit Evaluation Card (771-01), available at the County Extension Offices and on the State 4-H website.
6. All classes **except "Romney, colored" and "Shetland, colored" are white fleeces**. All colored fleeces (black, brown, etc.) must be entered in **either Romney, colored, Shetland, colored, or Colored Fleece (any breed or cross, indicate breed on tag)**.

- 771 401 000 **Cheviot**
 771 402 000 **Columbia**
 771 403 000 **Corriedale**
 771 404 000 **Dorset**
 771 405 000 **Hampshire**
 771 406 000 **Montadale**
 771 407 000 **Romney, colored**
 771 408 000 **Romney, white**
 771 409 000 **Shetland, colored**
 771 410 000 **Shetland, white**
 771 411 000 **Shropshire**
 771 412 000 **Southdown**
 771 413 000 **Suffolk**
 771 414 000 **Other Breeds** (indicate breed on tag)
 771 415 000 **Crossbred** (white face)
 771 416 000 **Crossbred** (black face)
 771 417 000 **Colored Fleece** (any breed or cross except full Romney or Shetland; indicate breed on tag)

4-H SMALL ANIMALS

Superintendent: Melody Humphrey/Alice Dyer

1. All animals of each class must be owned by the exhibitor or have a written lease agreement in place by the possession dates listed.
2. The exhibitor must supply their own water and feed dishes. Dishes must be secured to the cage, no paper or thin plastic (such as plastic cups).
3. Premium will be paid on no more than 2 animals per class.
4. Exhibitors must wear long-sleeved shirts and full-length pants when showing animals.

5. Youth exhibitors must have possession of market animals no later than July 1 of the current year. A Bill of Sale or proof of ownership will be required.
6. 4-H and FFA will show together in all market classes.

CAVY BREED CLASSES

Note: Fill in blank in class number (___) with one of the following numbers.

- 1 **Junior Sow**, born after May 1 of the current year, minimum of 12 oz. through 22 oz.
- 2 **Junior Boar**, born after May 1 of the current year, minimum of 12 oz. through 22 oz.
- 3 **Intermediate Sow**, born March 1 to April 30 of the current year, over 22 oz., maximum 32 oz.
- 4 **Intermediate Boar**, born March 1 to April 30 of the current year, over 22 oz., maximum 32 oz.
- 5 **Senior Sow**, born before March 1 of the current year, over 32 oz.
- 6 **Senior Boar**, born before March 1 of the current year, over 32 oz.

- 762 101 0__0 Abyssinian
 762 102 0__0 Abyssinian Satin
 762 103 0__0 American
 762 104 0__0 American Satin
 762 105 0__0 Coronet
 762 106 0__0 Peruvian
 762 107 0__0 Peruvian Satin
 762 108 0__0 Silkie
 762 109 0__0 Silkie Satin
 762 110 0__0 Teddy
 762 111 0__0 Teddy Satin
 762 112 0__0 Texel
 762 113 0__0 White Crested
 762 114 0__0 Crossbred

CAVY SHOWMANSHIP

- 762 500 000 Cavy Showmanship, Novice (1st year in livestock 4-H Juniors only)
 762 500 001 Cavy Showmanship, Junior
 762 500 002 Cavy Showmanship, Intermediate
 762 500 003 Cavy Showmanship, Senior

FURRY CRITTERS (County only classes)

Exhibitor must supply his or her own wire cages.

Note: Fill in blank in class number (___) with one of the following numbers for animal description.

- 1 **Males 6 months and over**
- 2 **Males 4 to 6 months**
- 3 **Males up to 4 months**
- 4 **Females 6 months and over**
- 5 **Females 4 to 6 months**
- 6 **Females up to 4 months**

- 766 701 0__0 Hamsters, all breeds
 766 702 0__0 Gerbils, all breeds
 766 703 0__0 Rats, all breeds
 766 704 0__0 Other, all breeds

FURRY CRITTER SHOWMANSHIP

- 766 700 000 Furry Critter Showmanship, Novice (1st year in livestock 4-H Juniors only)
 766 700 001 Furry Critter Showmanship, Junior

- 766 700 002 Furry Critter Showmanship, Intermediate
 766 700 003 Furry Critter Showmanship, Senior

CHICKENS

Note: Fill in blank in class number (___) with one of the following numbers of animal description.

- 1 **Pullet**, hatched this year
- 2 **Cockerel**, hatched this year
- 3 **Hen**, prior to this year's hatch
- 4 **Cock**, prior to this year's hatch

- 731 101 0__0 *APA Standard Bred Large Fowl
 731 101 1__0 **Non-APA Standard Bred Large Fowl
 731 101 2__0 ***Cross-Bred Large Fowl
 731 101 3__0 ****Commercial/Production

***Breeds entered in the American Poultry Association (APA)** classes are based on those birds found exclusively in the APA book titled Standards of Perfection.

****The non-APA standard bred large fowl** class would include birds found in standards other than APA, like the British or Japanese Standards.

*****The crossbred large fowl** class would include known backyard crosses and sex links. These are animals used specifically for production purposes.

******The commercial/production** class would include animals used specifically for production purposes. Like all animals, they must be in good health and exhibits should include an annual production record of whatever it is they are producing.

- 731 102 0__0 APA and ABA Standard Bred-Bantam
 731 102 1__0 Non-Standard Bred-Bantam
 731 102 2__0 Crossbred-Bantam

PEN OF LAYING HENS

Hens should NOT have been shown in individual classes and count as one entry. Scored on the following criteria:

- Visible signs of production 40 points
 Uniformity 30 points
 Condition:

- Vigor 10 points
 Cleanliness 10 points
 Feathering 10 points

- 731 200 010 **Pen of Laying Hens:** three hens in production

MARKET CHICKENS

Birds will be weighed individually at the fair. All breeds will compete together.

- 731 300 010 **Broiler/Fryer, pen of three** (under 8 weeks) 4-6 pounds live weight.
 731 300 020 **Roaster, pen of three** (8-16 weeks) over 6 pounds live weight.

OTHER FOWL

Note: Fill in blank in class number (___) with one of the following numbers for animal description.

- 1 **Young Female**, hatched this year
- 2 **Young Male**, hatched this year
- 3 **Old Female**, prior to this year's hatch
- 4 **Old Male**, prior to this year's hatch

731 103 0__0 APA Standard Bred Duck
 731 103 1__0 Commercial Nonstandard Breed
 and/or Crossbred Duck
 731 104 0__0 APA Standard Bred Goose
 731 104 1__0 Commercial Nonstandard Breed
 and/or Crossbred Goose
 731 105 0__0 APA Standard Bred Turkey
 731 105 1__0 Commercial Nonstandard Breed
 and/or Crossbred Turkey
 731 106 0__0 Other (no emus or ostriches)

MARKET TURKEY

Must be hatched this year. 20 lbs minimum live weight.

731 300 050 Market Turkey

POULTRY SHOWMANSHIP

731 500 000 Poultry Showmanship, Novice (1st
 year in livestock 4-H Juniors only)
 731 500 001 Poultry Showmanship, Junior
 731 500 002 Poultry Showmanship, Intermediate
 731 500 003 Poultry Showmanship, Senior

 731 500 010 Turkey Showmanship, Novice (1st
 year in livestock 4-H Juniors only)
 731 500 011 Turkey Showmanship, Junior
 731 500 012 Turkey Showmanship, Intermediate
 731 500 013 Turkey Showmanship, Senior

PIGEONS

Note: Fill in blank in class number (__) with one of the following numbers for animal description.

- 1 Young Hen
- 2 Young Cock
- 3 Old Hen
- 4 Old Cock

732 101 0__0 Homer
 732 102 0__0 Performing
 732 103 0__0 Fancy
 732 104 0__0 Utility
 732 105 0__0 Doves

PIGEON SHOWMANSHIP

732 500 000 Pigeon Showmanship, Novice (1st
 year in livestock 4-H Juniors only)
 732 500 001 Pigeon Showmanship, Junior
 732 500 002 Pigeon Showmanship, Intermediate
 732 500 003 Pigeon Showmanship, Senior

EGGS

Eggs judged on interior and exterior quality and uniformity.
 Eggs will NOT be returned. **6 eggs per entry.**

Note: Fill in blank in class number (__) with one of the following numbers.

- 1 Chicken
- 2 Duck
- 3 Turkey
- 4 Other Species

731 40_ 010 White Eggs, 1/2 dozen
 731 40_ 020 Brown Eggs, 1/2 dozen
 731 40_ 030 Other Eggs, 1/2 dozen

RABBIT BREED CLASSES

- Any rabbit that has a permanent defect will be placed in the white ribbon group. Any rabbit that has a correctable problem shall, at the judge's discretion, be placed in the red or white ribbon group.
- Any rabbit that does not fit in a breed standard should be placed in the crossbred class. The crossbred class will be judged on condition.

Note: Fill in the blank in class number (__) with one of the following numbers for the animal breed.

HEAVYWEIGHTS

01 American	11 Crème D'Argent
02 American Sable	12 Flemish Giant
03 Angora (Giant)	13 Hotot
04 Beveren	14 Lop (English)
05 Californian	15 Lop (French)
06 Champagne D'Argent	16 New Zealand
07 Checkered Giant	17 Palomino
08 Chinchilla (American)	18 Satin
09 Chinchilla (Giant)	19 Silver Fox
10 Cinnamon	20 Crossbred
	21 Other Breeds

761 1__ __ 020 Junior Doe, born March 1 to May 31 of the current year
 761 1__ __ 030 Intermediate Doe, born Jan 1 to Feb 28 of the current year
 761 1__ __ 040 Senior Doe, born before Jan 1 of the current year
 761 1__ __ 060 Junior Buck, born March 1 to May 31 of the current year
 761 1__ __ 070 Intermediate Buck, born Jan 1 to Feb 28 of the current year
 761 1__ __ 080 Senior Buck, born before Jan 1 of the current year

LIGHTWEIGHTS

21 American Fuzzy Lop	36 Lilac
22 Angora (English)	37 Lop (Holland)
23 Angora (French)	38 Lop (Mini)
24 Angora (Satin)	39 Mini Rex
25 Belgian Hare	40 Mini Satin
26 Britannia Petite	41 Netherland Dwarf
27 Chinchilla (Standard)	42 Polish
28 Dutch	43 Rex
29 Dwarf Hotot	44 Rhinelander
30 English Spot	45 Silver
31 Florida White	46 Silver Marten
32 Harlequin	47 Tan
33 Havana	48 Thrianta
34 Himalayan	49 Other Breeds
35 Jersey Wooley	50 Crossbred

761 1__ __ 100 Junior Doe, less than 6 months old, born after March 1 of the current year
 761 1__ __ 110 Senior Doe, more than 6 months old, born before March 1 of the current year
 761 1__ __ 120 Junior Buck, less than 6 months old, born after March 1 of the current year
 761 1__ __ 130 Senior Buck, more than 6 months old, born before March 1 of the current year

MARKET RABBITS

1. To be judged on conformation, condition, and uniformity. All breeds will compete together.
2. Possession date is July 1, 2025

761 300 020 Pen of Three Fryers, 4 to 5½ pounds each, 80 days old or younger

761 300 040 Pen of Three Roasters, over 5½ to 7½ pounds each, 81 to 100 days old

RABBIT PRODUCTION

761 200 000 Doe, with production records, must have kindled in the current 4-H year

RABBIT SHOWMANSHIP

761 500 000 Rabbit Showmanship, Novice (1st year in livestock 4-H Juniors only)

761 500 001 Rabbit Showmanship, Junior

761 500 002 Rabbit Showmanship, Intermediate

761 500 003 Rabbit Showmanship, Senior

4-H SWINE

Superintendents: Linda Miller & Deb Glover

1. All animals must be owned by the exhibitor.
2. Only one entry per exhibitor is allowed.
3. The use of talcum powder, oil, or other artificial coating will not be allowed in any of the swine classes. (See 4-H/FFA rules).
4. Hogs must not be shaved and must be shown with no less than ½" of hair (see Youth Auction Livestock rules).

MARKET SWINE

1. **One** market hog per exhibitor.
2. All breeds and crossbreeds will compete together.
3. 4-H and FFA market hogs compete together by weight classification.
4. All rules of the Umatilla County Youth Livestock Auction apply. Market hogs must be tagged on May 31 or June 1, 2025, at pre-determined locations.
5. All barrows must be early castrated.
6. Market hogs must not be shaved and must be under 1 year of age at the time of sale.

781 300 000 Market Hog, barrows and gilts weighing 240 to 300 lbs.

SWINE SHOWMANSHIP

781 500 000 Swine Showmanship, Novice (1st year in livestock 4-H Juniors only)

781 500 001 Swine Showmanship, Junior

781 500 002 Swine Showmanship, Intermediate

781 500 003 Swine Showmanship, Senior

Want us to land in your mailbox?
Easy! Scan here →
get your **FREE** magazines here




Or visit us at
www.rb9publishing.com
and click **Subscribe!**
or call **530-569-0254**



revealing stories... opening doors ... rewarding ingenuity...



100 million acres... your FREE trusted source



connecting neighbors... bridging gaps



building communities...educating consumers...advertising platform... supporting YOU



Umatilla County Fair

JACKPOT LAMB CONTEST 2025

Contest Supervised by appointed UCF Board Livestock Liaison Micheal Hampton - Superintendent Nicki Bowen

You must return completed form with a W-9 attached to the Fair Office, or register online by Tuesday, Aug. 5th.

No same-day registration

Tag #s

Will be recorded by Superintendent at contest

Thursday Aug. 7th, 2025 | JACKPOT LAMBS RECEIVED 7am-10am

JACKPOT LAMB CONTEST \$25.00 Per Head (limit 2 per person PAY AT FAIR OFFICE prior to contest.)
JACKPOT LAMB JUDGING CONTEST \$10.00 per person. Please pay Micheal Hampton after live judging.

Premiums will be mailed to Jackpot winners through the County Finance Office once buyer has paid for lambs.
ALL LAMBS WILL BE PROCESSED BY KALAPOOIA VALLEY GRASS FED PROCESSING, LLC

For contest details please see "Jackpot Lamb Contest" in the "Open Class Sheep" section of the 2025 Exhibitor's Guide
Online entries, please use this form as worksheet and keep a copy as a back-up. You may need it!

REMIT PAYMENT TO: Umatilla County Fair (UCF) PO Box 94, Hermiston, OR 97838 Phone: 541-567-6121

REGISTRATION NOT VALID IF PAYMENT HAS NOT BEEN RECEIVED AT THE FAIR OFFICE PRIOR TO THE START OF THE CONTEST.

JACKPOT LAMB CONTEST SPONSORED BY:

Cenex Harvest States, Superior Farms, NW Farm Supply, Smitty's Ace Hardware, Cunningham Sheep, Skye & Penny Krebs of Krebs Sheep Co, Vazza Farms, Randy Mills, NW Metal Fabricators, D&B, Robbins Farming, Oregon Sheep Commission and Jim & Karen Lunders.

ONLINE CONFIRMATION#

If you did not receive an online confirmation #, your entry has **NOT** been submitted. Please record this information for your records in case of discrepancy.

By submitting your registration, you acknowledge that you have read and agree to the rules and regulations found in the 2025 Umatilla County Fair Exhibitor's Guide. Failure to abide by all rules and regulations may result in disqualification and/or forfeiture of premiums.

Office Use:

Total Entry Fee: \$ _____ \$25 per lamb (limit 2)

Pmt Type: _____ Date Rec'd: _____

Rec'd By: _____

PLEASE PRINT YOUR NAME AS IT APPEARS ON YOUR W9 & SHOULD APPEAR ON YOUR CHECK:

REMIT TO: _____ PHONE: _____

CONTACT: _____

*If using a business name, a **contact is required.** *

Mailing Address _____ E-mail _____

City _____ St _____ Zip _____

Department	Division	Class	Qty	Entry Fee (\$25 or \$50)
LIVESTOCK	JACKPOT LAMB	100 - Meat breeds		
LIVESTOCK	JACKPOT LAMB	200 - Wool (will represent at least a 50% fine wool breeding)		

**Limit 2
lambs
total**

Online entries: www.umatillacountyfair.net

THE POWER OF Community



U&C UMATILLA
ELECTRIC
COOPERATIVE

Learn more about how UEC is
helping to power communities at:
UMATILLAELECTRIC.COM

Hermiston Office
750 W. Elm Ave.
Hermiston, OR 97838
(541) 567-6414

Boardman Office
400 N.E. Eldrige Drive
Boardman, OR 97818
(541) 481-2220



240 SW 11th St. Hermiston, OR

541-567-3822

www.lastchancetavernhermiston.com

OPEN EVERYDAY
7am-Midnight



Giving Back to the Communities We Serve!



ROGERS
TOYOTA OF HERMISTON

541.567.6461

80364 N HWY 395, Hermiston, OR 97838

toyotaofhermiston.com

Family Medicine in Every Stage of Life.



Family Medicine providers, or Primary Care Providers (PCPs), are trained to understand and manage a wide range of health issues, making them a cornerstone of primary healthcare. They not only address acute and chronic illnesses, but also focus on preventative care, health education, and the physical, emotional, and social well-being of patients at every life stage.

Primary Care Clinic | 541.567.5305



Daniel
Buck, MD



Vivienne
Evans, ARNP



Michelle
McIntyre, FNP



Jamie
Robinson, MD



Kaila
Sullivan, FNP



Stewart
Swena, MD

Pediatrics | 541.567.5305



Ekene
Ajufo, MD



Daniel
Canal, MD



Lina
Castillo, MD



Christopher
David, MD



Anita
Hancock, MD



Amjad
Mahfoud, MD

Internal Medicine | 541.667.3797



Barbara
Atwood, MD



Brian
Larsen, MD



Nu Nwe
Tun, MD



Bradley
Tymchuk, MD

2025 Umatilla County Fair Board



Steve Wallace
Chair
Hermiston



John Eckhardt
Vice Chair
Hermiston



Micheal Hampton
Director
Echo



Doug Bennett
Director
Hermiston



Kelly Burke
Director
Pendleton



Robbie Curry
Director
Hermiston



Milo Weaver
Board Elect
Hermiston



Jose Garcia
Board Elect
Hermiston

Umatilla County Board of Commissioners



Cindy Timmons
Chair



Dan Dorran
Vice Chair



John Shafer
Commissioner

Umatilla County Fair Office

1705 E. Airport Rd.
PO Box 94
Hermiston, OR 97838
541-567-6121