


SERIES



KANGA MULTI-TASK COMPACT SKID STEER LOADER

KANGA KEY FEATURES

- 1 Self Levelling Bucket
Kanga's buckets ensure safe, fast, easy operation without the danger of load spillage over the operator - making it the only Mini Loader in today's market with this feature.
- 2 Bucket Roll Back
Kanga's better bucket design makes it easier to capture a full load and minimizes spillage while travelling. Excellent roll back and dump angles make filling the bucket fast, easy and efficient. Travelling safely with the bucket fully lowered at the lowest centre of gravity (with the arms fully against the machine chassis) allows quicker cycle times.
- 3 Machine Balance
Superior design enables loader to remain balanced either fully loaded or bucket removed.
- 4 Oil Safety Cutout Switch - Petrol only.
- 5 Auto Auxiliary Cut Out
Larger operator platform, wider stance for improved safety and fatigue reduction - Shuts down auxiliary power should operator leave machine.
- 6 Safety Relief Valve
Prevents operator from overloading the machine.
- 7 Simple Controls & Ergonomic Design
Kanga's soft touch controls are smoother to use - this enables the operator to reach less and be more productive. The simple and easy to understand controls help minimise operator fatigue.
- 8 Enclosed hydraulic wheel motors
Prevent damage, yet easily accessible.
- 9 Four Hi-torque hydraulic wheel motors
Giving you increased performance when breaking ground and trenching.
- 10 No Counter Weights
Best design by industry standards. Excellent weight distribution improves ground penetration and digging through the elimination of rear counterweights. (The use of counterweights reduces downward cutting pressure at the cutting edge, severely limiting digging ability bucket and post hole work).
- 11 Rupture Resistant Fuel Tanks
Twin long range (50L), heavy gauge steel fuel tanks allow up to 3 days operation and less re-fuelling down time.
- 12 Long Life Linkage Pins
Greasable pins with hardened steel bushes.



Bearing centre line.

Wheel centre line.

Shaft seal protected inside wheel

Load Engineering

All machinery needs engineering strategies to place the least possible load and stress on its components. Not all skid steer loaders are engineered the same.

Kanga Loaders are engineered to perform and to last.

No overhung load. Design allows wheel load to be placed directly over bearings resulting in the longest possible service life.

Zero overhang helps protect against seal damage from stringy weeds, stringy bark mulch and string entanglement preventing unnecessary maintenance and premature seal failures.

Simple well designed wheel motor installation allows for quick and simple servicing and wheel motor removal/replacement.

This Kanga design ensures long life and minimal

- maintenance - Keeps you working longer.

Tracks

Designed to take on the toughest challenges, the Kanga wrap around track system has fewer parts making it more durable and easier to maintain than a suspension track style system.

The Kanga track system offers several advantages:

- High grade polyurethane will provide outstanding abrasion resistance, strength and wearability.
- Deep tread profile for optimal life
- Ground clearance comparable to a wheeled loader, but the drive of a track system
- Having no fixed under carriage provides superior rotation over undulating ground, providing a smooth balanced ride.
- Providing exceptional traction and lateral stability when working around steep slopes and uneven terrain.



Larger Operators Platform - allows for wider stance for improved safety and fatigue reduction.



Safety Relief Valve - The lift circuit is set at 2400psi to protect the operator from overloading the machine.

Safety Cell - Operator enclosed within operating platform. Bump protection on tanks also provides additional support when on rough terrain.



Stability carrying the load with generous bucket rollback - Easy filling and safe transportation without load spillage, arms fully lowered (lower centre of gravity).

Safety Auxiliary Cut Out - Auxiliary hydraulic flow will neutralize when no operator is present



Oil Safety Cut Out Switch - The mercury switch sensor detects low oil level and immediately shuts off to protect the engine.

At Kanga we make it our business to understand yours

To hit your numbers you need equipment that is safe, reliable, rugged and easy to operate and maintain. Kanga equipment has been designed to enhance your bottom line, and we back it with one of the most comprehensive sales and service networks in the industry.

Custom Packages

Ask about our industry specific packages that are tailor built to give you the leading edge in your industry.



Over the past 34 years Kanga's vision and core focus has always been based upon innovation and customer safety. The Kanga Klean program brings both of these elements together. This market innovation has been researched and developed extensively by Kanga with astounding results in reducing diesel particulate matter and carbon monoxide emission, without compromising performance.



Over 70 attachments

A vast selection of attachments are available for the Kanga 7 Series enabling your skid steer to be used in most situations to get the job done quickly and with a minimum of fuss.

Attachments available include

4 in 1 Bucket

Trencher

Rotary Tiller

Auger Drive

Augers 150mm to 750mm

Carryall Leveller

Under Road Borer

Multi-Purpose Tool Bar

Bucket Broom

Cement Mixer Bowl

Dozer Blade

Forks

Rock Grab

2 & 3 Tyne Ripper

Mulch Bucket

Log Splitter

Power Rake

Lawn Aerator

Front Hoe

Rubble Bucket

Turf Cutter

Tow Hitch

Hydraulic Breaker

Debris Puller


Cattle Yard Broom

Grapple Bucket

Vinyl Stripper

Every Kanga is engineered for SAFE, user-friendly operation and peace-of-mind.

Since inventing the mini loader in 1980, Kanga have continued to lead the industry in SAFETY, INNOVATION and PERFORMANCE. Australian owned and built, Kanga adheres to government guidelines for Workplace Health and Safety and operates under World's Best Practices incorporating H.A.V. (Hand Arm Vibration) standards as well as internationally recognized Risk Management studies and procedures.



Kubota

25hp D902-E

Three cylinder water cooled engine featuring Kubota's original Triple Vortex Combustion System Indirect Injection (E-TVCS). EPA Certified.

Highly reliable, sturdy design delivers long service life with advantages to meet any application.

Kubota's E-TVCS Indirect injection Combustion System keeps noise levels to a minimum.

Kubota engines exceed the requirements of EPA.

Super Glow system comes standard to shorten pre heat time and quicken engine starting in cold weather.

A sturdy, truly industrial engine with gear driven top end and cams.

Kubota is known around the world as a manufacturer of top quality diesel engines. With it's outstanding technical experience, untiring research and deep concern for the environment, Kubota developed the world's smallest, multi density diesel engine series, the SUPER MINI in 1983 and has since then maintained it's popularity by continuing to deliver powerful, highly dependable engines.



HONDA
28hp GX690

The new Honda V Twin engine offers more power for less fuel consumption, is one of the quietest petrol engines available and is well suited for the rigorous demands of the earth moving environment.

Honda's renowned reliability ensures consistent trouble free operation.

- Fuel Efficient Operation
- High Output Performance
- Reliable
- Easy to Use and Maintain
- Quiet
- Easy Start

- 1 Oil Cooler Maintains oil temperature for optimal performance.
- 2 Trenching Valve Controls the flow from attachments to wheels - Set and forget, excellent for trenching.
- 3 Colour Customise your machine colour to match the rest of your fleet/corporate colours.
- 4 5"Donaldson Air Cleaner High quality air filter used on top quality construction equipment. Full view plastic bowl lets operator easily see when service is needed - industry best (Standard on Diesel Models).
- 5 Remote Key Switch Ergonomic design - Taking into consideration operator comfort. Comes standard with Oil Pressure, Charge Lights and Hour Meter.
- 6 Choke Ergonomic design - Taking into consideration operator comfort.
- 7 Horn - A warning noise made when you press it - often required for OH&S purposes.
- 8 Headlights - A light with a reflector and lens mounted at the front of the machine.
- 9 Handbrake - A park brake operated by hand (Extra safety brake).
- 10 Spare Wheel Bracket - A location to carry your spare wheel in case of puncture when on site.
- 11 Emergency Stop Button Shuts down the machine functions in the event of an emergency.
- 12 Reverse Beeper - A sound device fitted to alert personnel of a reversing machine.
- 13 Back Protection Bars - An extension of the safety cell - used to encapsulate the operator when operating in a confined space. Protects the rear of the machine from unnecessary damage.
- 14 Case Drain Kit Drains the pressure from the attachment motor - Ideal for the Hydraulic Stump Grinder and Vibrating, Plough attachments.
- 15 Battery Isolator Switch Enables the machine to be locked out - Provision for a padlock available.
- 16 Stop Light - A light at rear of the machine that is activated when the machine is at idle or operator hands are removed from levers.
- 17 Flashing Light - An amber beacon used for safety purposes.
- 18 Rear Dig Legs - A set of rear legs fitted to the machine in order to stabilise & increase the down pressure when augering and drilling.
- 19 Honda GX690 Petrol Engine Fuel Efficient Operation / Emissions Compliant / High Output / Smooth Performance / Easy to Start, Use & Maintain / Exceptionally Quiet / Reliable / 3 Year Limited Warranty
- 20 Kubota Diesel Engine Lightweight / Compact / EPA Certified / Reliable / Low Noise / Robust Industrial Design

34 YEARS OF INNOVATION

Since being established in 1978 as Jaden Engineering the Kanga Loader has been a source of innovation in the multi-task compact skid steer market. Starting with the original idea and prototype in 1980 and developing through with the first production model in 1981 Kanga have been constantly setting the standard higher.



1978



1980



1981



1984



1985



1986



1988

1978

The Original idea - a motorized wheel barrow

1980

The First Prototype a walk behind, slow and awkward

1981

The First Prototype a walk behind, slow and awkward

1984

First Maxi Prototype originally called the Dingo 1000

1985

Jaden Maxi only 3 cyl, 22hp Kubota Diesel Engine.

Manufacturing rights illegally sold, resulting in renaming to the Jaden Loader

1986

Mk1 a major design revision adding horse power with improved poise and balance

1988

2 Series - long range fuel tanks beginning to be developed

1989

3 Series - long range fuel tanks, standard colours

Awarded the Australian International Design Award

1996

4 Series - First Model with 10" wheels & larger fuel tanks

1997

Renamed as the Kanga with the start of export to North America & New Zealand

1999

24HP Vee Twin Engines introduced to the 4 Series

2000

5 Series - an evolution from the 4 Series with safety leading to auto AUX cutout

Kanga Kid Mini Skid Loader, introduced the smallest on the market

2002

The Kanga Kid Track Mini Skid Loader released - the smallest track machine in the world

2004

6 & 7 Series released

Finalist Australian Export Award

Winner Premier of Queensland Export Award

2006

25HP 2 Speed 8 Series released, the largest and most powerful model in the range

2007

Highly Commended, Innovative Product of the Year; Manufacturing - Endeavour Award, Manufacturer's Monthly

5-6-7-A Series updated to 4 wheel motors, wider platform increasing performance and comfort

2008

Commenced development of the Kanga Remote Loader and first prototype released

2009

Kanga was acquired by Digga Australia

2010

Kanga Warrior was released

2011

Kanga Remote Loader re-released

2013

Kanga Midi Range Loader released

2014

Kanga release the Kanga Klean program which is an industry first in emissions reduction



2014



2013



2011



2010



2007



2004



2002



1996



1999



2000

PERFORMANCE	PT728	DT725
Max. Lift Capacity	250 kg	250 kg
Travel Speed	7.0 km/h	7.7 km/h
Operating Weight (Machine Only with water filled tyres)	940kg	1025kg
Fuel Capacity	49 L	49 L
Fuel Type	Unleaded or Premium Unleaded	Diesel Fuel
ENGINE	PT728	DT725
Manufacturer	Honda GX690	Kubota D902
Net Power (SAE Class J1349)	17.9 kW	18.5 kW
Gross Power (SAE Class J1995)	20.8 kW	18.5 kW
Max Torque	48.34 Nm	56.0 Nm
DRIVE SYSTEM	PT728	DT725
Drive Control	Soft Touch Hand Levers	Soft Touch Hand Levers
Throttle Control	Hand Levers	Hand Lever
Wheels	Direct Drive Hydraulics Motors	Direct Drive Hydraulics Motors
HYDRAULICS	PT728	DT725
Gear Pump Displacement	11.3 cc/rev	12.5 cc/rev
Pump Output	40.7 L/min	45 L/min
System Pressure	203 bar	220 bar
Hyd. Reservoir Capacity	72 L	72 L
BUCKETS	PT728	DT725
Standard & 4 in 1 Bucket Capacity	0.1 m ³	0.1m ³
DIMENSIONS	PT728	DT725
A Max Operating Height	2510mm	2510mm
B Height to Hinge Pin	1865mm	1865mm
C Overall Height	1350mm	1350mm
D Overall Length With Bucket *	2200mm	2200mm
E Overall Track Width	1040mm	1040mm
F Bucket Reach at 40° *	400mm	400mm
Bucket Max Reach (Level) *	1010mm	1010mm
G Dump Height Std. Bucket *	1140mm	1140mm
Dump Height 4 in 1 Bucket	1855mm	1855mm
H Bucket Width	1050mm	1050mm
I Bucket Max Roll Back	40°	40°
J Bucket Max Dump Angle	60°	60°
K Ground Penetration	420mm	420mm
L Overall Length Less Bucket	1660mm	1660mm
M Ground Clearance	195mm	195mm
N Angle of Departure	41°	41°
Approach Angle	90°	90°



Australian Designed

Australian Made

Australian Owned

Engine Warranty*

- Diesel 2 Years/Unlimited

- Petrol 3 Years/Unlimited

Commercial Product Warranty -

2 Years/1000hrs*

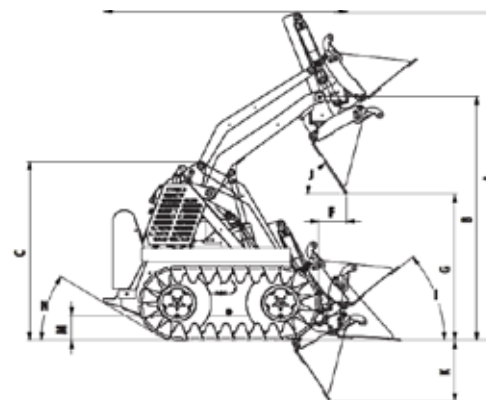
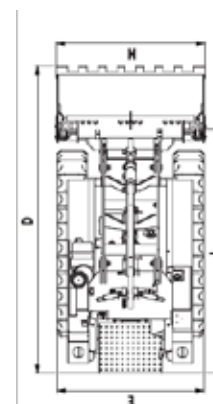
*Warranty Conditions Apply



Telephone: 1300-4-KANGA

For the complete range of Kanga Loaders, visit

www.kangaloader.com



Dealer Stamp

Kanga Loaders WA, U3-204 Balcatta Road, Balcatta WA

6021 P O Box 910, Balcatta WA 6914. Tel: 08 9240 7844

8319 9288618

* The Power ratings of the engine indicated in this document are the power of the production engine only and are measured in accordance with SAE J 1349 and SAE J1995 at 3600 rpm. Mass production engines may vary from this value, Actual power output for the engine installed in the final machine may vary depending on numerous factors, including operation speed of the engine in application, environmental conditions and other variables.