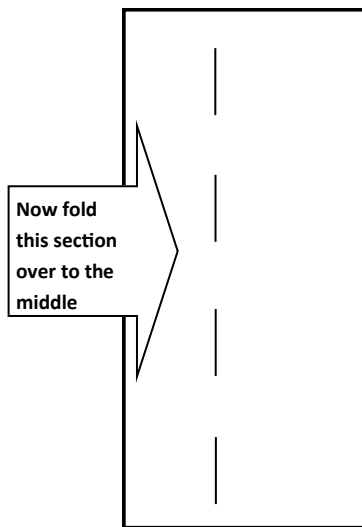


## STEP 1


This is a Purificator. It is similar to the cloth napkin you would use on your table at home. The Purificator is used to wipe the rim of the Chalice at Mass.

The Purificator is an **OBLONG** Linen. It has a Cross embroidered in the center. When finished, it also has a distinctive “accordion” fold at the top.

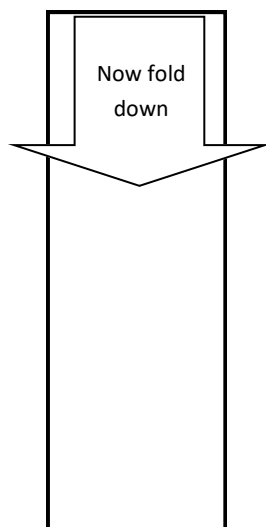


## STEP 2

With your finger, gently push inward on the fold until you get a “V” with the crease being **BELOW** the cross. Then iron down the “V”




Church



## STEP 3

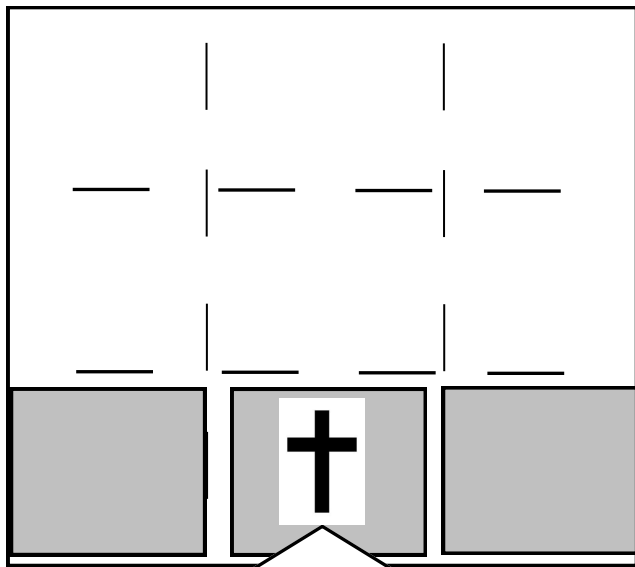
They will not meet at the bottom anymore



## STEP 4



## SIDE VIEW OF FINISHED PURIFICATOR




**STEP 1**

Fold this  
section over  
the Cross

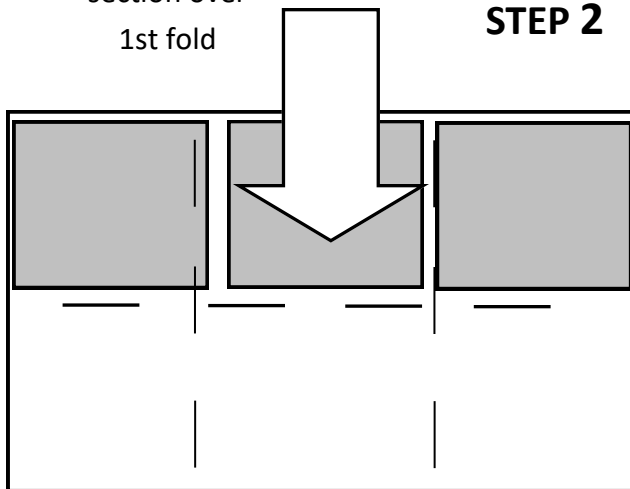
This is a Corporal. It is similar to the cloth placemat you would use on your table at home. The Sacred Body & Precious Blood are placed on the Corporal during Mass.

The Corporal is a **SQUARE** linen. Our newer Corporals have a Cross embroidered at the bottom center. Some of the older ones have a Cross embroidered in the middle of the Corporal.



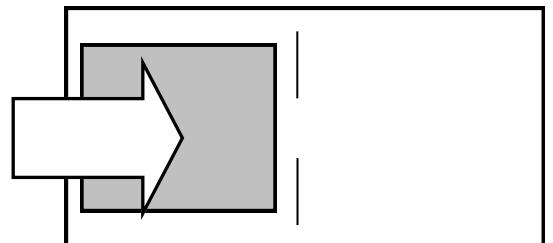
Fold this  
section over  
1st fold

**STEP 2**




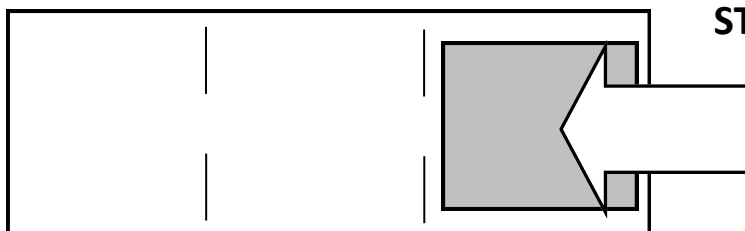
Fold this  
section over  
3rd fold

**STEP 4**



**STEP 3**

Fold this  
section over  
2nd fold



***FINISHED***

***CORPORAL***